

2015.16

PITTSBURGH PENGUINS
MEDIA GUIDE





TABLE OF CONTENTS



CONSOL Energy Center • 1001 Fifth Avenue • Pittsburgh, PA 15219
 PHONE: 412.642.1300 • FAX: 412.255.1980 • MEDIA RELATIONS FAX: 412.255.1980



All for Health.™

Let's have fun but be safe. Let's remember our helmets and how rewarding it was the last time we tried something new. It's time to blend equal parts fresh air and fun and miraculously end up fitter than when we started. Let's do it all for health. Learn more at AllforHealth.com



Highmark Blue Cross Blue Shield is an independent licensee of the Blue Cross and Blue Shield Association. Subject to the terms of your benefit plan.

CONSOL ENERGY CENTER 7	WILKES-BARRE/SCRANTON 28	DERRICK POULIOT 88
LE MAGNIFIQUE 9	WHEELING 29	BRYAN RUST 90
UPMC LEMIEUX SPORTS COMPLEX 10	PLAYERS 31	ROB SCUDERI 92
TEAM INFORMATION 13	2015.16 HEAD SHOTS 37	SCOTT WILSON 94
Mario Lemieux 14	BEAU BENNETT 38	JEFF ZATKOFF 96
Ron Burkle 14	NICK BONINO 40	NICLAS ANDERSEN 98
David Morehouse 15	ADAM CLENDENING 42	JOSH ARCHIBALD 99
Travis Williams 15	IAN COLE 44	TYLER BIGGS 100
Jim Rutherford 16	SIDNEY CROSBY 46	JEAN-SEBASTIEN DEA 101
Jason Botterill 16	MATT CULLEN 50	TRISTAN JARRY 102
Bill Guerin 17	BRIAN DUMOULIN 52	TOM KUHNHACKL 103
Jason Karmanos 17	PASCAL DUPUIS 54	MATIA MARCANTUONI 104
Mike Johnston 18	TIM ERIXON 56	REID MCNEILL 105
Rick Tocchet 19	BOBBY FARNHAM 58	KAEL MOUILLIERAT 106
Gary Agnew 19	ERIC FEHR 60	MATT MURRAY 107
Mike Bales 20	MARC-ANDRE FLEURY 62	WILL O'NEILL 108
Jacques Martin 20	PATRIC HORNQVIST 66	STEVE OLEKSY 109
Dan MacKinnon 21	PHIL KESSEL 68	KEVIN PORTER 110
Randy Sexton 22	CHRIS KUNITZ 70	HARRISON RUOPP 111
Derek Clancey 22	KRIS LETANG 72	CONOR SHEARY 112
Mark Recchi 23	BEN LOVEJOY 76	DOMINIK SIMON 113
Mike Buckley 23	OLLI MAATTA 78	OSKAR SUNDQVIST 114
Mike Sullivan 24	EVGENI MALKIN 80	DOMINIK UHER 115
Jay Leach 24	DAVID PERRON 84	DAVID WARSOFSKY 116
EQUIPMENT STAFF 25	SERGEI PLOTNIKOV 86	ANTON ZLOBIN 117
MEDICAL/TRAINING STAFF 25		
HOCKEY SUPPORT STAFF 25		
SCOUTING STAFF 26		
STAFF DIRECTORY 27		
		IN THE SYSTEM 118



OPPONENTS 125

ANAHEIM DUCKS 126
 ARIZONA COYOTES 128
 BOSTON BRUINS 130
 BUFFALO SABRES 132
 CALGARY FLAMES 134
 CAROLINA HURRICANES 136
 CHICAGO BLACKHAWKS 138
 COLORADO AVALANCHE 140
 COLUMBUS BLUE JACKETS 142
 DALLAS STARS 144
 DETROIT RED WINGS 146
 EDMONTON OILERS 148
 FLORIDA PANTHERS 150
 LOS ANGELES KINGS 152
 MINNESOTA WILD 154
 MONTREAL CANADIENS 156
 NASHVILLE PREDATORS 158
 NEW JERSEY DEVILS 160
 NEW YORK ISLANDERS 162
 NEW YORK RANGERS 164
 OTTAWA SENATORS 166
 PHILADELPHIA FLYERS 168
 SAN JOSE SHARKS 170
 ST. LOUIS BLUES 172
 TAMPA BAY LIGHTNING 174
 TORONTO MAPLE LEAFS 176
 VANCOUVER CANUCKS 178
 WASHINGTON CAPITALS 180
 WINNIPEG JETS 182

HISTORY 185

TRIB TOTAL MEDIA ALL-TIME TEAM . . . 186
 Mario Lemieux • 66 186
 Ron Francis • 10 186
 Jaromir Jagr • 68 186
 Rick Kehoe • 17 186
 Kevin Stevens • 25 186
 Jean Pronovost • 19 187
 Paul Coffey • 77 187
 Larry Murphy • 55 187
 Ulf Samuelsson • 5 187
 Tom Barrasso • 35 187
 Syl Apps • 26 187
 Joe Mullen • 7 188
 Dave Burrows • 4 188
 Mark Recchi • 8/18 188
 Les Binkley • 30 188
 Pierre Larouche • 10 188

ALL-TIME TEAM BUILDERS 188
 HONORABLE MENTIONS 189
 Randy Carlyle • 25 189
 Rick Tocchet • 22/92 189
 Martin Straka • 82 189
 Ron Stackhouse • 3 189
 Lowell MacDonald • 18 189
 OPENERS 190
 Home (25-13-9) 190
 Road (21-18-8) 190
 Home (25-13-9) 191
 Road (21-18-8) 191
 SEASON RECORDS 192
 Overall 192
 Overall 193
 Home 194
 Home 195
 Road 196
 Road 197
 FORMER PENGUINS 198
 FORWARDS/DEFENSEMEN 198
 GOALTENDERS 212
 GOALTENDERS 215
 All-Time Statistics 215
 TEAM OPERATIONS 217
 General Managers 217
 Head Coaches 217
 COACHES YEARLY 218
 CAPTAINS, PRESIDENTS, SCOUTS 224
 ALL TIME LEADERS 225
 Games Played 225
 Goals 225
 Assists 225
 Points 226
 Power-Play Goals 226
 Game-Winning Goals 226
 Shorthanded Goals 227
 Shots 227
 Shooting Percentage 227
 Overtime Goals 227
 Consecutive Games Played 227
 Power-Play Points/Assists (Season) . . . 228
 Games by a Goaltender 228
 Victories 228
 Shutouts 228
 SEASON LEADERS 229
 Goals 229
 Assists 229
 Goals 230
 Assists 230
 Points 231
 GW Goals 231
 PP Goals 232
 SH Goals 232
 Penalty Mins 233
 Shots 233

Plus/Minus 234
 G.A.A. 234
 Shutouts 235
 Wins 235
 TEAM RECORDS 236
 Season 236
 Games 238
 Period 240
 PLAYER RECORDS 241
 Season 241
 Month 242
 Game 242
 Period 242
 Goaltenders 243
 STREAKS 245
 Overall 245
 Home 245
 Road 245
 STREAKS 246
 Overall 246
 Home 246
 Road 246
 MONTH BY MONTH 248
 OVERTIME 250
 All-Time Overtime Record 250
 All-Time Overtime vs. Each Team . . . 251
 Wins 251
 Losses 254
 Overtime Scoring 257
 SHOOTOUT 258
 All-Time Record 258
 All-Time vs. Each Team 258
 All-Time Results 258
 All-Time Record 261
 Penguins Goalies 261
 Penguins Shooters 262
 HAT TRICKS 263
 Hat Tricks Against 266
 SPECIAL TEAMS 269
 Power Play 269
 Penalty Kill 269
 Power Play 270
 Penalty Kill 270
 PENALTY SHOTS 271
 Opponent Penalty Shots 272
 SHUTOUTS 275
 Shutouts Against 278
 FASTEST GOALS 281
 Teams 281
 Individuals 282
 DRAFT PICKS ALL-TIME 283
 CIVIC/MELLON ARENA RECORDS 291
 Team Records 291
 Individual Records 291



HISTORIC DATES 292
 UNIFORM HISTORY 299
 UNIFORM NUMBERS 302
 HONORS/AWARDS 305
 ALL-STAR GAME 307
 ATTENDANCE 310
 Regular Season 310
 Regular Season 311
 Playoffs 312
 TRAINING CAMP 313
 TEAM AWARDS 314
 1967-68 318
 1968-69 320
 1969-70 322
 1970-71 324
 1971-72 326
 1972-73 328
 1973-74 330
 1974-75 332
 1975-76 334
 1976-77 336
 1977-78 338
 1978-79 340
 1979-80 342
 1980-81 344
 1981-82 346
 1982-83 348
 1983-84 350
 1984-85 352
 1985-86 354
 1986-87 356
 1987-88 358
 1988-89 360
 1989-90 362
 1990-91 364
 1991-92 366
 1992-93 368
 1993-94 370
 1994-95 372
 1995-96 374
 1996-97 376
 1997-98 378
 1998-99 380
 1999-00 382

2000-01 384
 2001-02 386
 2002-03 388
 2003-04 390
 2005-06 392
 2006-07 394
 2007-08 396
 2008-09 398
 2009-10 400
 2010-11 402
 2011-12 404
 2012-13 406
 2013-14 408
 2014-15 410

PLAYOFF HISTORY 413

THREE-TIME STANLEY CUP CHAMPIONS 414
 All-Time Against Opponents 419
 Coaches' Playoff Records 419
 Records By Game 419
 Records By Series 419
 Miscellaneous Playoff Records 419
 All-Time Playoff Records 420
 All-Time Goaltenders' Playoff Records . . 420
 PLAYER RECORDS 421
 Career 421
 Period 421
 Series 421
 Year 421
 Game 421
 Streaks 421
 OVERTIME GAMES 422
 PLAYOFF SCORING 424
 TEAM SCORING 428
 SERIES 428
 Game 429
 Period 430
 Fastest Goals 430
 TEAM LEADERS 431
 Hat Tricks 431
 Penalty Shots 431
 Shutouts 432
 OPPONENT PLAYOFF LEADERS 433
 Scoring Leaders 433
 Goaltending Leaders (min: 3 games) . . 433

MEDIA INFORMATION 435

ROOT SPORTS BROADCAST TEAM 438
 Paul Steigerwald 438
 Bob Errey 438

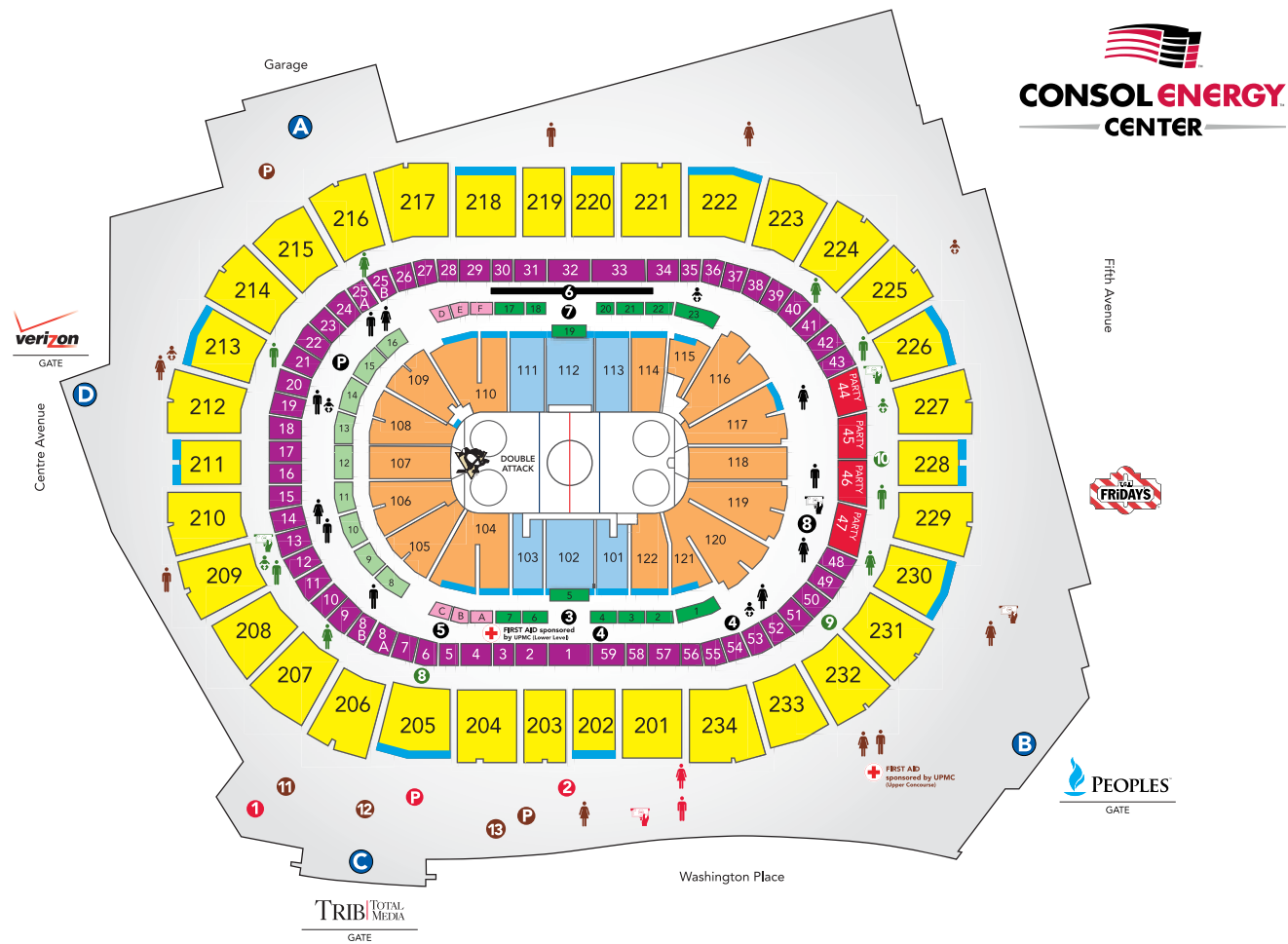
PENGUINS RADIO NETWORK 438
 Mike Lange 438
 Phil Bourque 438

2015-16 ON-ICE OFFICIALS 439

2015.16 CRITICAL DATES 441

2015.16 SCHEDULE 442

SEATING CHART



Fifth Avenue



Washington Place

LEGEND

- CLUB LOGE BOXES
- LOGE BOXES
- JIM BEAM® MAKE HISTORY™ PARTY SUITES
- PNC LEGENDS LEVEL SUITES
- CLUB SUITES
- CLUB SEATING
- FEDEX LEVEL SEATING
- 84 LUMBER LEVEL SEATING
- ACCESSIBLE SEATING
- A** GARAGE ENTRY
- B** PEOPLES GATE
- C** TRIB TOTAL MEDIA GATE
- D** VERIZON GATE
- P P P P** PENSGEAR STORES
- ATM** FIRST NIAGARA ATM
- ♂ ♀** MEN'S RESTROOMS
- ♂ ♀** WOMEN'S RESTROOMS
- ♂ ♀** FAMILY RESTROOMS
- 1** TRIB TOTAL MEDIA ALL-TIME TEAM ZONE AND INTERACTIVE STANLEY CUP® DISPLAY
- 2** DICK'S SPORTING GOODS BOX OFFICE AND WILL CALL
- 3** FIRST NIAGARA CLUB
- 4** SPORTS EXHIBITS
- 5** GUEST SERVICES
- +** FIRST AID sponsored by UPMC
- 6** HIGHMARK WALL OF CHAMPIONS AND HIGHMARK KIDS' ZONE
- 7** CAPTAIN MORGAN CLUB
- 8** JIM BEAM® RACKHOUSE
- 8** LEXUS CLUB
- 9** CAL U CONFERENCE CENTER
- 10** JIM BEAM® MAKE HISTORY™ PARTY SUITES
- ATM** PNC ATM
- 11** MILLER LITE BREWHOUSE
- 12** SMOKEHOUSE/BURGATORY
- 13** I.C. LIGHT ICEBOX
- +** FIRST AID sponsored by UPMC

CONSOL ENERGY CENTER



CONSOL (kun-S AHL) Energy Center opened in August, 2010 as Pittsburgh's new multi-purpose entertainment venue — home of the NHL's Pittsburgh Penguins as well as other professional and collegiate sports, concerts, children's shows, skating shows and more.

It replaced the old Civic Arena/Mellon Arena, which had operated since 1961 and was home of the Penguins from their inception in 1967. It was the oldest arena in the National Hockey League.

"CONSOL Energy Center represents an exciting new era for the city, the region and the Pittsburgh Penguins, and in its first five seasons this new arena has been everything we hoped for — and more," said David Morehouse, CEO and President of the Penguins. "It has realized its promise very early by attracting national-level events to Pittsburgh that simply wouldn't have come to our old facility. We're proud that it has become such an important community asset."

Music legend Paul McCartney, who first played Pittsburgh with the Beatles in 1964 but hadn't performed in the city since 1990, christened the new arena with a grand opening concert on August 18, 2010.

In the past three years, CONSOL Energy Center has hosted the NCAA Men's Basketball Tournament Second and Third rounds (2012, 2015), the NHL Draft (2012), the NCAA Frozen Four (2013) and the USA Gymnastics Championships (2014).

The arena seats 18,387 for hockey, more than 19,000 for basketball and almost 20,000 for concerts. It is a green building and is the first NHL arena to attain LEED Gold certification.

CONSOL Energy Center hosts the annual "City Game" between NCAA basketball rivals Pitt and Duquesne as well as the annual "Three Rivers Classic" hockey tournament, featuring Robert Morris and Penn State.

A funding plan for the new arena project was completed in March, 2007, thanks to the combined efforts of Pennsylvania Governor Ed Rendell, Allegheny County Executive Dan Onorato



and Pittsburgh Mayor Luke Ravenstahl, among others.

CONSOL Energy Center was completed on time and under budget, thanks to architectural firms Populous and Astorino; the owner's representative, ICON; the construction company, PJ Dick/Hunt; and the excellent construction workers and skilled trade workers of Western Pennsylvania.

The Sports & Exhibition Authority owns the building on behalf of the city and county, and the Penguins have the lease. Under a new management agreement signed in August, 2012, the arena is now managed by AEG Facilities.

CONSOL ENERGY CENTER



CONSOL ENERGY CENTER AND CIVIC/MELLON ARENA COMPARISON

	CONSOL Energy Center	Civic/Mellon Arena
Capacity	Hockey: 18,387	Hockey: 16,940
	Basketball: 19,300	Basketball: 17,537
	End Stage: 14,836	End Stage: 12,800
	Center Stage: 20,058	Center Stage: 18,039
Square Footage	720,000	420,000
Suites	62 Suites + 4 Party Suites	52 Suites
Loge Boxes	32	0
Club Seats	2,000	1,696

CONSOL ENERGY CENTER FAST FACTS

Groundbreaking	August 14, 2008
Opening	August 2, 2010
First Game	Oct. 7, 2010 vs. Philadelphia
Location	Downtown Pittsburgh, PA, bounded by Fifth Ave, Centre Ave. & Washington Place
Owner	Sports & Exhibition Authority of Pittsburgh and Allegheny County
Financial Assistance	Commonwealth of Pennsylvania
Developer	Pittsburgh Arena Development, LP
Operator	Pittsburgh Arena Operating LP/AEG
Primary Tenants	Pittsburgh Penguins
Functions	NHL hockey, basketball, arena football, circus, indoor soccer, concerts, tennis, volleyball, stage shows, exhibitions
Site Acreage	Approximately 8 acres
Number of Levels	6



A groundbreaking ceremony for CONSOL Energy Center was held on August 14, 2008.



LE MAGNIFIQUE

Le Magnifique THE STATUE



Penguins Hall of Fame owner Mario Lemieux addressed the crowd during the 'Le Magnifique' statue dedication on March 7, 2012.

The singular image of Mario Lemieux's greatness as a hockey player is Lemieux bursting through two defensemen en route to the goal – brilliant, determined, unstoppable. As captured in this unique sculpture, the image also is a metaphor for everything Lemieux has accomplished in his life and career, overcoming obstacles, turning back challenges, facing seemingly insurmountable odds yet somehow succeeding through talent, dedication and sheer will. After beating cancer, Lemieux turned his focus to raising money for cancer research and neo-natal research, and his efforts through the Mario Lemieux Foundation have had a far-ranging impact on our community, especially our children. Having bought the Pittsburgh Penguins out of bankruptcy, he also led the effort to turn them into a model franchise – worthy of championships but also of the No. 1 ranking in Fan Relations in all of professional sports. His relentless quest for a new arena for Pittsburgh resulted in the spectacular CONSOL Energy Center, the region's new multi-purpose entertainment center and soon to be a magnet for 21st century development.

Quick Facts THE STATUE

- The statue is made of bronze.
- It is 10.25' high x 13' long x 10' wide.
- It weighs 4,700 pounds.
- It took 15 months to design and construct.
- Each figure was sculpted separately and then assembled.
- It was transported across the country from California to Pittsburgh in February on a large drop bed truck. The trip took six days.

UPMC LEMIEUX SPORTS COMPLEX



The new UPMC Lemieux Sports Complex features two sheets of ice and serves as the official practice home of the Pittsburgh Penguins – but it is much more than just a traditional practice rink.

The complex is the first medical facility in the country to conduct elite sports medicine research focusing specifically on hockey-related training, rehab and injury prevention.

“It’s a one-of-a-kind world-class facility right here in the Pittsburgh area, right here in Cranberry,” Penguins CEO David Morehouse said.

The 185,000-square foot complex includes 54,000 square feet of clinical space, offering expert care in orthopaedics, concussion management, physical and occupational therapy and on-site MRI and x-ray imaging.

The Penguins have a locker room and weight room similar to those at CONSOL Energy Center as well as other NHL-style facilities for coaches and players.

The two sheets of ice are home to the Penguins Elite youth hockey program in addition to amateur and high school games, adult hockey leagues and instructional camps and clinics. The facility also offers public skating and figure skating and will host community events.

“Absolutely incredible,” NHL Commissioner Gary Bettman said during a tour of the facility. “I don’t think there’s a facility like this in the world, that has the combination of medical treatment, diagnosis, rehab, training, fitness and the ice rinks themselves. And to have it staffed by UPMC physicians, to have Gary Roberts here in terms of athletic training ... this is going to be a revolutionary place.”

Roberts, the former NHL star who played parts of two seasons with the Penguins, oversees the philosophy and off-ice training

regimen at the facility’s Sports Performance Center. He also will consult with full-time UPMC staff to create fitness programs that can benefit players at all levels of hockey.

“Gary’s expertise in sports performance training and nutrition is well-known within the hockey community,” Morehouse said, “and his presence here will be a benefit for everyone from youth hockey players to elite NHL prospects. It will help to make this facility a destination point for world-class events and training – in hockey and all sports.”

“I love the city and the fans of Pittsburgh,” Roberts said. “The philosophies we’ll use here are ones I honed during my career and afterward. I’m thrilled to team up with UPMC to bring philosophies and programs that we’ve put in place to train, develop and mentor athletes from the youth levels all the way to the professional ranks.”

Another former NHL player, Matt Herr, serves as executive director of the UPMC Lemieux Sports Complex. An outstanding two-sport athlete at the University of Michigan, Herr was drafted by professional teams in both hockey (Washington Capitals) and baseball (Atlanta Braves). He played 58 NHL games with Washington, Florida and Boston and worked in both prep school hockey and as a regional manager for USA Hockey when his playing days were over.

Herr oversees business and hockey operations at the complex and will work with UPMC Sports Medicine and the Sports Performance Center to design an integrated development model for hockey.

“The Penguins and UPMC are creating the kind of facility that has not been seen anywhere in the world,” Herr said. “It will be based on the science and principals of athlete


UPMC LEMIEUX SPORTS COMPLEX



development, helping each athlete to reach his or her potential in their sport of choice. We will use age-appropriate training techniques, including off-ice training with Gary Roberts and on-ice components for hockey-specific athletes. My family and I are excited by this opportunity and we’re looking forward to becoming part of the community here.”

Dr. Vonda Wright, orthopaedic surgeon at UPMC Sports Medicine, is medical director at the complex.

The sports medicine clinic includes 24 private patient rooms and a physical therapy gym overlooking the Penguins’ practice rink. There also is a dedicated sports performance space including a sprinting track and batting cages.



UPMC LEMIEUX SPORTS COMPLEX



TEAM INFORMATION



WITHOUT NATURAL GAS AND COAL,
THE GAME WOULD LACK ELECTRICITY.

Proud to power the Penguins® and the nation.
 **CONSOL ENERGY**
AMERICA'S ENERGY STARTS HERE.

MARIO LEMIEUX

CO-OWNER/CHAIRMAN

Mario Lemieux, one of the most respected figures in National Hockey League history, has been co-owner of the Penguins since 1999.

Under the leadership of Lemieux and co-owner Ron Burkle, the Penguins have become one of the premier franchises in the NHL and in all of sports, leading the way in fan relations, youth marketing, community outreach and innovative technology while consistently putting a winning product on the ice – including nine straight playoff appearances, three conference final appearances in the past eight years and a Stanley Cup championship in 2009.

The Penguins enter the 2015-16 season having sold out every game for eight-plus seasons and have led U.S.-based NHL teams in local TV ratings for six straight years.

Lemieux and Burkle were driving forces in the quest for a new multi-purpose arena for Pittsburgh and were proud to open CONSOL Energy Center in August, 2010. The arena is rated one of the top facilities in North America and hosted such national events as the 2012 and 2015 NCAA Men's Basketball Tournament Second and Third Rounds, the 2012 NHL Draft, the 2013 NCAA Frozen Four and the 2014 USA Gymnastics Championships.

Lemieux helped launch the new UPMC Lemieux Sports Complex, which opened in August. It is the first facility of its kind to combine hockey with a world-class medical center and sports performance complex.

Known as "Le Magnifique," Lemieux was one of the greatest players in NHL history from 1984-97 and 2000-06, winning six league scoring titles, three MVP awards and two Conn Smythe Trophies in addition to two Stanley Cups.

A gifted 6-foot-4 centerman, he dominated play for parts of three decades despite a relentless series of medical setbacks, including multiple back surgeries and a battle with Hodgkin's disease. He retired in 2006 as the No. 7 all-time scorer in NHL history with 1,723 points. He also ranked eighth all-time in goals (690) and 10th in assists (1,033).

After retiring as a player in 1997, he put together an ownership group to buy the Penguins out of bankruptcy in September, 1999 and then returned to the ice on Dec. 27, 2000 – becoming the first player-owner of the modern era.

In addition to his legendary hockey accomplishments, he continues to oversee the Mario Lemieux Foundation for cancer research and neo-natal research and hosts its annual celebrity golf tournament, which has raised more than \$9 million for charity. More information is available at mariolemieux.org.

The Penguins ownership group, local labor organizations and members of the Pittsburgh business community honored Lemieux in 2012 with a statue to commemorate his career and contributions to the city and the region. Appropriately named "Le Magnifique," the statue, by nationally-acclaimed sculptor Bruce Wolfe, can be seen outside the Trib Total Media gate at CONSOL Energy Center.

Mario and his wife, Nathalie, and their four children live in Sewickley.



RON BURKLE

CO-OWNER

Ron Burkle, one of the preeminent investors in technology, retail, manufacturing and distribution industries, has been co-owner of the Penguins for 16 years.

He teamed with Mario Lemieux to buy the team out of bankruptcy in September, 1999, and together they have become one of the outstanding ownership tandems in professional sports.

Among Burkle's many significant contributions to the Penguins was his essential role in negotiations for a new arena. CONSOL Energy Center is considered one of the finest indoor facilities in North America and has attracted many national-level events to Pittsburgh.

Under the leadership of Lemieux and Burkle, the Penguins have sold out every game for eight-plus seasons and consistently rank among the most fan-friendly and community-minded teams in the NHL and all of pro sports.

The Penguins reached back-to-back Stanley Cup Finals in 2008 and 2009 and won the Cup in '09. The team's solid foundation of ownership has enabled hockey management to spend to the salary cap, sign many of the team's young core players to long-term contracts and put a competitive team on the ice year after year – leading to nine straight playoff berths, and three appearances in the conference finals in the past eight years.

Burkle founded the Yucaipa Companies in 1986 and has served as Chairman of the Board and controlling shareholder of numerous companies, including Alliance Entertainment, Golden State Foods, Dominick's, Fred Meyer, Ralphs and Food4Less.

Ron is Co-Chairman of the Burkle Center for International Relations at UCLA and is broadly involved in the community. He is a trustee of the Carter Center, the National Urban League, Frank Lloyd Wright Conservancy and AIDS Project Los Angeles (APLA). Ron was the Founder and Chairman of the Ralph's/Food4Less Foundation and the Fred Meyer Inc. Foundation. He was a member of the board of Occidental Petroleum Corporation (NYSE: OXY), KB Home (NYSE: KBH), Kaufman & Broad S.A. (Euronext: KOF), Yahoo! (Nasdaq: YHOO), the J. Paul Getty Trust, the Los Angeles County Museum of Art, The Music Center and the Museum of Contemporary Art, Los Angeles.

He has received numerous honors and awards, including the AFL-CIO's Murray Green Meany Kirkland Community Service Award, the Los Angeles County Federation Man of the Year, the Los Angeles County Boy Scouts Jimmy Stewart Person of the Year Award and the APLA Commitment to Life Award.



DAVID MOREHOUSE

CHIEF EXECUTIVE OFFICER & PRESIDENT

David Morehouse is Chief Executive Officer and President of the Penguins, overseeing every aspect of the team's operations.

The Penguins have become one of the NHL's strongest business entities during his tenure - selling out every game for eight-plus seasons, setting new standards for corporate sales and television ratings and increasing their focus on innovative youth marketing.

Morehouse joined the team as a consultant on the arena project in 2004 and was named team president in April 2007. He was given the additional responsibilities of Chief Executive Officer in August, 2010.

Under his leadership, the Penguins have reshaped their strategic vision with an emphasis on branding, fan relations, community interaction, corporate outreach and cutting-edge technology. Beyond that, the Penguins have led all U.S.-based teams in local television ratings for six-straight seasons and rank among the league leaders in social media followers, website traffic and merchandise sales.

A strong commitment to fan outreach includes an annual event where players personally deliver season tickets to fans' homes and a special preseason game where all 18,000 tickets are distributed free to local youth. Morehouse was also a driving force behind the new UPMC Lemieux Sports Complex, which opened in August. It is the first facility of its kind to combine hockey with a world-class medical center and sports performance complex.

Morehouse joined the Penguins following a career in national politics that included stints at the White House, Pentagon and on Capitol Hill - as well as key roles in two Presidential campaigns. He attended the Community College of Allegheny County and Duquesne University and received a master's degree in Public Administration from Harvard University's John F. Kennedy School of Government.



TRAVIS WILLIAMS

CHIEF OPERATING OFFICER

Travis Williams is in his eighth season as a senior executive with the Pittsburgh Penguins, currently serving as Chief Operating Officer and overseeing finance, legal affairs, technology, business development and arena operations. He also assists CEO David Morehouse in the day-to-day management of the business.

In addition, Williams serves as the Penguins' point man on the development of the former Civic Arena site and oversaw the construction of the UPMC Lemieux Sports Complex in Cranberry.

Williams joined the Penguins in 2008 as Senior Vice President of Business Affairs/Legal Counsel. One of his first responsibilities was to guide the construction and development of CONSOL Energy Center – which was completed on time and under budget. He now serves as the team's liaison with building manager AEG facilities, working closely with AEG on all arena-related events, including major concerts and national-level sporting events.

Previously, Williams had been a partner at Reed Smith LLP, where he specialized in mergers and acquisitions, investment management, commercial lending and general corporate matters. During his 12 years at Reed Smith, Williams also represented several sports franchises, regional sports networks and other sports-related businesses.

A native of Indianapolis, he graduated from Penn State University and received a Juris Doctorate from Duquesne University, summa cum laude. While at Duquesne, he was a member of the Duquesne Law Review and the Duquesne Business Law Journal.



JIM RUTHERFORD

EXECUTIVE VICE PRESIDENT & GENERAL MANAGER

- In his 2nd season as the Penguins GM after being hired on June 6, 2014
- Has re-tooled Pittsburgh's roster in a variety of ways since taking over, with only 9 skaters that tallied points in the 2013-14 season remaining on the squad
- Spent 20 years as GM of the Carolina Hurricanes/Hartford Whalers franchise from 1994-2014
- Architect of the Carolina Hurricanes' 2006 Stanley Cup championship squad and their 2002 Stanley Cup finalist team
- Also served 20 years as president of Carolina/Hartford, taking the post in 1994
- In his role as president/GM, Rutherford oversaw operations on both the hockey and business sides of the organization
- *The Hockey News*' 'Executive of the Year' in 2002 and '06
- Voted by his NHL general management peers as *Sporting News* 'Executive of the Year' in 2006
- Spearheaded the efforts to bring the 2004 NHL Draft and 2011 NHL All-Star Game to Raleigh
- Ontario Hockey League (OHL) 'Executive of the Year' in back-to-back years with the Windsor Spitfires in 1987 and '88
- Oversaw a Spitfires team that won the OHL championship in 1988 and earned a berth in the Memorial Cup
- Was the 1987 Canadian Hockey League (CHL) 'Executive of the Year'
- In 2009, was named "All-Time Executive" on the Ontario Minor Hockey Association's (OMHA) "All-Time Great Team," which included Wayne Gretzky, Doug Gilmour, Syl Apps, Bobby Orr, Rob Blake, Curtis Joseph and coach Roger Neilson
- Spent over 30 years working with Compuware Sports Corporation, overseeing the purchase of Windsor in 1984 and bringing the first American-based OHL franchise to Detroit in 1989
- Rutherford, 66, is a native of Beeton, Ontario, Canada

PLAYING CAREER

- Played 13 years as a goaltender in the NHL, including 3 seasons with the Pittsburgh Penguins
- Appeared in 457 career NHL games with Pittsburgh, Toronto, Los Angeles and Detroit
- Selected by the Detroit Red Wings in the 1st round (10th overall) in the 1969 NHL Draft
- Represented Canada at the 1977 and '79 World Championships




BILL GUERIN

ASSISTANT GENERAL MANAGER

- In his 2nd seasons as a Penguins assistant GM
- Promoted to his current role on June 6, 2014
- Part of his responsibilities is serving as a liaison between the players and management
- Was the Penguins player development coach from 2011-14
- Was instrumental in helping develop the Penguins' minor league, junior and college prospects in his previous role
- Guerin, 44, is a native of Worcester, Massachusetts

PLAYING CAREER

- Played 18 NHL seasons, including his final 2 with the Penguins
- Won 2 Stanley Cups – 2009 with Pittsburgh and 1995 with New Jersey
- His play and leadership were key to the Penguins' 2009 Stanley Cup championship after being acquired at the NHL trade deadline
- In addition to Pittsburgh and New Jersey, he also played for Edmonton, Boston, Dallas, St. Louis, San Jose and the NY Islanders
- Tallied 429 career goals and 856 points in 1,263 career NHL games
- Became the 8th U.S.-born player to reach the 400/400 club in career goals and assists
- Posted 5 30-plus goal seasons, including a career-high 41 goals with Boston in 2001-02
- Drafted by New Jersey in the 1st round (5th overall) of the 1989 NHL Draft
- 2013 United States Hockey Hall of Fame inductee
- Represented the United States in 3 Olympic Games (1988, 2002, '06), earning a silver medal in '02
- Won a gold medal with Team USA at the 1996 World Cup of Hockey
- Played in 46 games for U.S. National Team during 1991-92 Pre-Olympic Tour
- Represented Team USA at 1989 World Junior Championship
- Played college hockey at Boston College



JASON BOTTERILL

ASSOCIATE GENERAL MANAGER

- In his 2nd season as Pittsburgh's associate GM
- Promoted to associate general manager on June 6, 2014
- Assists GM Jim Rutherford on all hockey-related matters, including scouting, player development and contract negotiations
- Spent the previous 5 years as the Penguins assistant GM from 2009-14 and the 2 years prior to that as the team's director of hockey administration beginning in 2007-08
- Key architect of the Penguins' 2009 Stanley Cup championship run
- His avant-garde approach and understanding of the salary cap has been a major asset for the Pens
- Serves as GM of the Penguins' top minor-league affiliate, Wilkes-Barre/Scranton of the American Hockey League (AHL)
- The WBS Penguins have made the playoffs all 5 years he has overseen the team, including back-to-back berths in the Eastern Conference Final in 2013 and '14
- Before joining the Penguins, Botterill worked for NHL Central Registry and as a scout for the Dallas Stars
- Owns a MBA from his alma mater, the University of Michigan
- Botterill, 39, is a native of Edmonton, Alberta, Canada

PLAYING CAREER

- Played in 88 NHL games for Dallas, Atlanta, Calgary and Buffalo before his career was cut short due to injury
- Drafted by the Dallas Stars in the 1st round (20th overall) in 1994
- Suited up for 393 career minor-league games, tallying 257 career points
- Played 4 years of college hockey at the University of Michigan
- Won a NCAA national title with the Wolverines in 1996
- Represented Canada in 3 straight World Junior Championships from 1994-96, winning gold medals all 3 years



JASON KARMANOS

VICE PRESIDENT OF HOCKEY OPERATIONS

- In his 2nd season as Pittsburgh's VP of Hockey Ops
- Named to his current position with the Penguins on June 12, 2014
- Assists GM Jim Rutherford in all aspects of hockey operations
- Spearheaded the revamping of the Penguins' use of hockey analytics to help management in their decision-making process
- Spent 15 years as an executive for the Carolina Hurricanes from 1998-2013
- Served various roles with Carolina, including executive director of hockey operations and vice president/assistant general manager under current Penguins GM Jim Rutherford
- Was 1 of the architects of Carolina's 2006 Stanley Cup championship squad
- Worked for Robertson Stephens and Company, an investment bank located in Boston
- Earned a Bachelor of Arts degree with honors from Harvard University
- Karmanos, 41, is a native of Orchard Lake, Michigan

PLAYING CAREER

- Played 4 years of college hockey at Harvard from 1992-96
- Was a member of Team USA's entry at the 1994 World Junior Championship
- Attended Pittsburgh Penguins training camp in 1996
- Skated 1 season with the Raleigh Ice Caps of the ECHL in 1996-97
- Career was cut short due to an eye injury



MIKE JOHNSTON

HEAD COACH

- Led Pittsburgh to a 43-27-12 record in his first season as a head coach, extending the franchise's postseason-appearance streak to 9, the second-longest active streak in the NHL (Detroit, 24 years)
- Had the highest point total (56) and best points percentage (.683) through 41 games among any Penguins coach in their first full season behind the bench
- Earned his 1st NHL win on Oct. 9, 2014 vs. ANA (6-4)
- Named head coach of the Penguins on June 25, 2014
- Spent 6 years as the general manager/head coach of the Portland Winterhawks of the Western Hockey League (WHL) from 2008-13
- Also served 2 NHL stints as assistant/associate coach of the Vancouver Canucks (1999-06) and associate coach of the Los Angeles Kings (2006-08)
- With Johnston's help, Vancouver made 4 straight trips to the postseason and won the Northwest Division crown in 2003-04
- Johnston helped turn Portland into a Canadian Hockey League powerhouse and perennial contender
- Portland made 4 straight WHL Championship berths (2010-14), winning the WHL championship and earning a Memorial Cup berth in 2012-13. During that time his teams won 4 straight conference championships
- During his 6 seasons with Portland, his team's goals for total rose each year from 176 in 2008-09 to a league-leading 338 in '13-14
- In 2010 the Winterhawks had a franchise-record 8 players selected in the 2010 NHL Draft, including top-5 selections Ryan Johansen (4th overall) and Nino Niederreiter (5th overall)
- Worked full-time for Canada's national team for 5 years from 1994-99, serving as head coach, associate coach and GM
- Assistant coach of Canada's 1998 Olympic Team
- As an assistant/associate coach for Canada, he has won 5 medals (2 gold; 2 silver; 1 bronze) at the World Championships and 2 gold medals at the World Junior Championships
- Won 3 gold medals as a head coach for Canada at the Spengler Cup Tournament
- Team Canada's head coach at the 2009 World Under-18 Championship
- Among the players he has coached with Canada are Jonathan Toews, Ryan Getzlaf, Chris Kunitz, Martin Brodeur, Jarome Iginla, Rob Blake and Martin St. Louis
- Began his coaching career at the collegiate level with Camrose College, the University of Calgary and the University of New Brunswick for 5 years from 1988-94
- Authored 3 books with former NHL player Ryan Walter: "Simply the Best: Insights and Strategies from Great Hockey Coaches", "Simply the Best: Players on Performance" and "Hockey Plays and Strategies"
- Has a Master's Degree in coaching science from Acadia University
- Johnston, 58, is a native of Dartmouth, Nova Scotia, Canada, the same province as Penguins captain Sidney Crosby

PLAYING CAREER

- Played college hockey at Brandon University in Manitoba and Acadia University in Nova Scotia



RICK TOCCHET

ASSISTANT COACH

- In his 2nd season as an assistant coach
- In charge of Penguins' power-play unit, which finished season tied for 8th with a 19.3% success rate
- Named assistant coach of the Penguins on June 25, 2014
- Head coach of the Tampa Bay Lightning for 2 years from 2008-10
- Hired as assistant coach by Tampa Bay in July, 2008 and was elevated to interim head coach on Nov. 14. Named head coach following the '08-09 season
- Began his coaching career as an assistant with the Colorado Avalanche for 2 years (2002-04) before spending 1 season ('05-06) with the Phoenix Coyotes
- Tocchet, 51, is a native of Scarborough, Ontario, Canada

PLAYING CAREER

- Played 18 NHL seasons, including parts of 3 seasons with the Penguins from 1992-94
- Won Stanley Cup championship with the Penguins in 1992. Also played in 1987 Stanley Cup Final with Philadelphia
- Was a 4-time NHL All-Star (1989, '90, '91, '93)
- Played 1,144 career NHL games with Philadelphia, Pittsburgh, Los Angeles, Boston, Washington and Phoenix
- Totaled 440 goals, 952 points and 2,972 penalty minutes in NHL career
- Is 1 of 3 players in NHL history to post 400-plus goals and at least 2,500 penalty minutes.
- Established career highs with 48 goals and 109 points playing alongside Mario Lemieux in 1992-93
- Scored 30-plus goals in a season on 5 occasions, including 3 times topping 40
- Originally drafted by Philadelphia in the 6th round (125th overall) of the 1983 NHL Draft
- Won Canada Cup titles in 1987 and '91
- Represented Canada at 1990 and '91 World Championships




GARY AGNEW

ASSISTANT COACH

- In his 2nd season as an assistant coach
- Oversees the defense corps' under head coach Mike Johnston and coached Pittsburgh's penalty-killing unit, which finished 3rd overall in the league, to an 84.8% mark on the season
- Named assistant coach of the Penguins on July 9, 2014
- Was an assistant coach for the St. Louis Blues for 2 seasons from 2012-14, helping the Blues win the 5th-most games in the NHL during that span (81)
- Spent 4 years as an assistant coach of the Columbus Blue Jackets from 2006-10
- Helped Blue Jackets earn postseason berth for 1st time in franchise history in 2008-09
- Served a brief 5-game stint as interim head coach with Columbus in 2006
- Was head coach of the Syracuse Crunch of the American Hockey League from 2000-06
- Is the winningest coach in Syracuse history with 220 career victories (220-177-40-43, .545%)
- Led Syracuse to its 1st-ever division title in 2001-02
- Has 14 years of coaching experience in the Ontario Hockey League (OHL), including 11 as a head coach
- Has won over 350 career OHL games with London (1989-94, '97-00), Kingston (1994-97) and Oshawa (2011-12)
- Posted career OHL record of 352-296-53-11 (.539%)
- Is a 2-time OHL Coach of the Year (1993, '98)
- Was an assistant coach with London (1987-90) before being promoted to head coach
- Began his coaching career as an assistant at the University of New Brunswick in 1985-86
- Holds a Master's Degree in coaching from the University of Western Ontario
- Agnew, 55, is a native of Niagara Falls, Ontario, Canada

PLAYING CAREER

- Played 4 seasons of college hockey at the University of New Brunswick, scoring 20 goals in 3 of his 4 years
- Skated 2 years professionally for the Fredericton Express of the American Hockey League (AHL) and the Milwaukee Admirals of the International Hockey League (IHL)



MIKE BALES

GOALTENDING COACH

- In his 3rd season as the Penguins goaltending coach
- Led goaltender Marc-Andre Fleury to one of his finest seasons, winning 34 games while he posted a league-high and franchise-record 10 shutouts in 2014-15
- Also guided Fleury to second-highest save percentage of his career - .920 - en route to an All-Star selection for the Penguins' '14-15 Team MVP
- Played an integral role in the scouting and drafting of 2012 third-round pick goaltender Matt Murray, who earned AHL goaltender and rookie of the year honors in '14-15
- Under his guidance, Fleury won 39 games in 2013-14 and recorded 5 shutouts
- Was key to Jeff Zatkoff's development in 2013-14. Zatkoff posted a 12-6-2 record, 2.61 GAA and .912 save percentage
- Prior to his current role, worked 2 seasons as team's goaltending development coach from 2011-13 in which he assisted in the development of prospects and players throughout the organization
- Helped Wilkes-Barre/Scranton allow the fewest goals in the AHL (178), with Zatkoff posting a league-low 1.93 goals-against average, in 2012-13
- Bales, 44, is a native of Prince Albert, Saskatchewan, Canada

PLAYING CAREER

- Played professionally for 18 seasons, including stints in the NHL with Boston and Ottawa
- Also suited up for teams in the AHL, IHL, Germany, Sweden and Northern Ireland
- Drafted by the Boston Bruins in the 5th round (105th overall) of the 1990 NHL Draft
- Spent 3 years playing college hockey at Ohio State



JACQUES MARTIN

SPECIAL ASSISTANT TO THE HEAD COACH

- Named to his current position with the Penguins on June 16, 2015
- Previously served as a special advisor to GM Jim Rutherford last season and as an assistant coach in 2013-14
- 1999 Jack Adams Award winner has won 613 games and made 12 playoff appearances in 17 seasons as an NHL head coach
- Won gold medals as an assistant coach for Team Canada at the 2002 Olympics and the 2004 World Cup of Hockey. Also served as assistant coach for the 2006 Canadian Olympic team
- Coaching career began in the OHL in 1983 as an assistant coach for the Peterborough Petes. Martin won the OHL's Matt Layden Trophy as the league's top coach in his only season as bench boss after guiding the 1985-86 Guelph Platers to the Memorial Cup championship

PLAYING CAREER

- Played two seasons at St. Lawrence University (1972-74), appearing in 28 games as a goaltender



DAN MACKINNON

DIRECTOR OF PLAYER PERSONNEL

- In his 7th season as director of player personnel
- Oversees Penguins' professional and amateur scouting operations in North America and Europe.
- Works closely with Penguins' directors of professional and amateur scouting to ensure that the organization maintains its strategic and comprehensive focus in player scouting, evaluation and acquisition at all levels
- Prior to current role, served 2 seasons as director of professional scouting for Penguins (2007-09)
- Was a Penguins professional scout for 1 season (2006-07)
- Worked 6 seasons with Nashville, 4 as a professional scout and 2 as scouting coordinator, from 2000-06
- Worked briefly for the American Hockey League Office and Mississauga Ice Dogs of the OHL
- Received a master's degree in Athletic Administration from Ohio University
- Served as assistant coach for Ohio University's hockey team while receiving master's degree
- Graduated from University of Waterloo in 1998
- Published senior thesis on the development of international Hockey in Canada in the Sport History Review

PLAYING CAREER

- Played junior and college hockey
- Graduated as an Academic All-Canadian from the University of Waterloo



RANDY SEXTON

DIRECTOR OF AMATEUR SCOUTING

- In his 1st season as director of amateur scouting
- Spent previous 2 seasons as co-director of amateur scouting from 2013-15
- Oversees amateur scouting in North America and Europe
- Spent 3 years as assistant director of amateur scouting for Penguins from 2010-13
- Served 2 stints as NHL general manager for Florida and Ottawa
- Was Florida's general manager for 2009-10 season, overseeing pro and amateur scouting, player development, hockey administration and all contract negotiations
- Served 2 seasons as Florida's assistant general manager from 2007-09 before being promoted
- Worked 8 seasons with Ottawa (1988-96) in various capacities, including president, CEO and general manager
- Under Sexton's leadership, Ottawa achieved enormous success and profitability in all areas of hockey and business operations
- 1 of 3 founders of the Ottawa Senators franchise, which entered the league in 1992
- Spent 3 years as executive director of Capital Sports Management Inc. (CSMI), a sister company to the Ottawa Senators Hockey Club
- While with Capital Sports Management Inc., provided strategic analysis and advice to the Ottawa Senators Hockey Club
- Served as assistant coach with St. Lawrence from 1983-85
- Handled scouting and recruiting responsibilities for St. Lawrence
- Earned Master's Degree in business administration from Clarkson University

PLAYING CAREER

- Played 4 seasons at St. Lawrence from 1978-82
- Served as team captain in final 2 seasons
- Earned several accolades in his collegiate career, including All-American honors, Senior Male Athlete of the Year, team MVP and Brian P. Doyle Leadership Award



MARK RECCHI

PLAYER DEVELOPMENT COACH

- In 2nd season as Pittsburgh's player development coach
- Named to his current position on July 18, 2014
- Is responsible for working with young prospects throughout the Penguins organization – assisting in the development of players in the minor leagues as well as junior and college hockey
- Served as a senior advisor for the Dallas Stars from 2012-14
- Involved in the Pittsburgh Penguins Elite youth hockey program

PLAYING CAREER

- Veteran of 22 NHL seasons, including parts of 7 seasons with the Penguins
- Is a 3-time Stanley Cup champion with Pittsburgh (1991), Carolina (2006) and Boston (2011)
- Career numbers: 1,652 games played; 577 goals; 956 assists; 1,533 points
- 7-time NHL All-Star (1991, '93, '94, '97, '98, '99, '00); MVP of 1997 All-Star Game
- Played for Pittsburgh, Philadelphia, Montreal, Carolina, Atlanta, Tampa Bay and Boston before retiring in 2011
- Scored 154 goals, 385 points in 3 stints in Pittsburgh
- Led Penguins in scoring in 1990-91 with 40 goals and 113 points; added 10 goals and 34 points in postseason to help Pittsburgh win its 1st Stanley Cup
- Posted 40 or more goals in 4 seasons and scored a career-high 53 goals in 1992-93 with Philadelphia
- Recorded 100 points 3 times
- Original draft pick of Penguins (4th round, 67th overall, in 1988)
- Only 11th NHL player to play in 4 decades ('80s, '90s, '00s, '10s)
- Represented Canada in the Olympics (1998), World Championships (1990, '93, '97) and World Junior Championship (1988)
- Played junior hockey with New Westminster and Kamloops of the Western Hockey League
- His No. 8 is retired by Kamloops



DEREK CLANCEY

DIRECTOR OF PROFESSIONAL SCOUTING

- In his 6th season as director of professional scouting since being promoted in 2010
- Coordinates the team's pro scouting efforts in North America and Europe
- Joined organization in 2007, serving 2 years as a pro scout
- Head coach with ECHL franchises Jackson (1999-03), Reading ('03-'05) and Dayton ('06-07)
- Career head coaching record of 260-184-52
- Assistant coach with Manchester of the American Hockey League (2005-06)

PLAYING CAREER

- Played 8 seasons of professional hockey with Winston-Salem, Toledo, Erie, Columbus and Chesapeake of the ECHL



MIKE BUCKLEY

GOALIE DEVELOPMENT COACH

- In his 3rd season as the Penguins goaltending development coach after joining the staff prior to the 2013-14 campaign
- Coached 2012 third-round pick goaltender Matt Murray, who earned AHL goaltender and rookie of the year honors in 2014-15, to his finest professional season to date at Wilkes-Barre/Scranton
- Is responsible for working with and assisting in the development of goalie prospects and players throughout the Penguins organization
- Assists in the evaluation and scouting of amateur goaltenders
- Has also worked as goaltending consultant for the Columbus Blue Jackets (2010-12) and for Dynamo Minsk of the Kontinental Hockey League (KHL)
- Before joining the Penguins he served as goaltending coach 1 year (2012-13) at the University of New Hampshire, helping the Wildcats advance to the 2nd round of the NCAA Tournament
- Also worked as goaltending coach with USA Hockey
- Worked 5 seasons as goaltending coach at his alma mater, the University of Massachusetts-Amherst, from 2007-12
- Held dual title of president/head instructor at Goaltending Development Services Inc. since 2004, where he trains NHL, AHL and college goalies throughout the season and summer
- Has trained the likes of Tuukka Rask and Jonathan Quick

PLAYING CAREER

- Played 5 seasons of professional hockey with Mississippi and Gwinnett of the ECHL from 2000-05
- Spent 4 years playing collegiately at UMass-Amherst



MIKE SULLIVAN

WILKES-BARRE/SCRANTON HEAD COACH




- Named head coach of the Wilkes-Barre/Scranton Penguins on June 18, 2015
- Has 13 years of NHL, AHL and international coaching experience
- Spent 2014-15 season as member of the Chicago Blackhawks' player development staff, mainly in charge of the development of forward prospects
- Led Boston Bruins to a Northeast Division crown in his first season as head coach (2003-04)
- Compiled record of 41-17-9-4 with Providence Bruins before his promotion to Boston
- Served 2 seasons as the head coach of the Boston Bruins from 2003-06
- Spent 7 years as an NHL assistant coach with Tampa Bay ('07-09), the New York Rangers ('09-13) and Vancouver ('13-14)
- Served as head coach for the United States national team at the 2007 World Championships and as an assistant at the 2006 Olympics

PLAYING CAREER

- Appeared in more than 700 games in an 11-season NHL career with 4 different clubs
- Recorded 54 goals, including 16 shorthanded tallies, and 136 points in 709 career games

JAY LEACH

WILKES-BARRE/SCRANTON ASSISTANT COACH



- Named assistant coach of the Wilkes-Barre/Scranton Penguins on July 7, 2015
- 35-year-old served as an assistant coach last season for Alder Mannheim, helping the team to a Deutsche Eishockey Liga championship

PLAYING CAREER

- Played a total of 70 games for five NHL teams during his career — Boston, Tampa Bay, New Jersey, Montreal and San Jose.
- Playing career spanned 12 years from 2001-12 throughout the ECHL, AHL and NHL
- Totaled 87 points (25G-62A) in 499 AHL contests with seven teams
- Originally drafted in the fifth round (115th overall) of the 1998 NHL Draft by the Arizona Coyotes
- Was a four-year letterman at Providence College from 1997-2001, and served as co-captain in his final season with the Friars

EQUIPMENT STAFF



DANA HEINZE
Head Equipment Manager



TEDDY RICHARDS
Assistant Equipment Manager



DANNY KROLL
Assistant Equipment Manager



JON TAGLIANETTI
Assistant Equipment Manager

MEDICAL/TRAINING STAFF



CHRIS STEWART
Head Athletic Trainer



CURTIS BELL
Assistant Athletic Trainer



PATRICK STEIDLE
Assistant Athletic Trainer



RICK JOREITZ
Physical Therapist



DR. DHARMESH VYAS
Head Team Physician



DR. MELISSA MCLANE
Assistant Team Physician



ANDY O'BRIEN
Director of Sports Science and Performance



ALEX TRINCA
Strength and Conditioning Coach

HOCKEY SUPPORT STAFF



JIM BRITT
Director of Team Operations



ANDY SAUCIER
Video Coach



ERIK HEASLEY
Hockey Operations Assistant



JEN BULLANO
Sr. Director of Communications



JASON SEIDLING
Manager of Communications

SCOUTING STAFF



AL SANTILLI
Pro Scout



COLIN ALEXANDER
Amateur Scout



SCOTT BELL
Amateur Scout



LUC GAUTHIER
Amateur Scout



JAY HEINBUCK
Amateur Scout




WAYNE MEIER
Amateur Scout



RON PYETTE
Amateur Scout




WARREN YOUNG
Amateur Scout



CHRIS DEPIERO
Amateur Scout



BRIAN FITZGERALD
Amateur Scout



FRANK GOLDEN
Amateur Scout



PATRIK ALLVIN
Head European Scout



TOMMY WESTLUND
European Scout



GILLES MELOCHE
Special Assignment Scout

STAFF DIRECTORY

OWNERSHIP Pittsburgh Penguins LP

EXECUTIVE OPERATIONS

Co-owner/Chairman Mario Lemieux
 Co-owner Ron Burkle
 CEO/President David Morehouse
 Executive VP/General Manager Jim Rutherford
 COO/General Counsel Travis Williams
 Senior Vice President of Sales and Broadcasting Terry Kalna
 Executive Director, Partnership Sales Rich Hixon
 Vice President, Finance & Controller Kevin Hart
 Vice President, Communications Tom McMillan
 Vice President, Marketing James Santilli
 Vice President of Ticket Sales Chad Slencak
 Executive Assistant Susan Heiss
 Shipping/Receiving Coordinator Brett Hart
 Receptionist Kelly Hart

HOCKEY OPERATIONS

Associate General Manager Jason Botterill
 Assistant General Managers Bill Guerin
 Vice President of Hockey Operations Jason Karmanos
 Head Coach Mike Johnston
 Assistant Coaches Gary Agnew, Rick Tocchet
 Goaltending Coach Mike Bales
 Special Assistant to the Head Coach Jacques Martin
 Video Coach Andy Saucier
 Player Development Coach Mark Recchi
 Goaltender Development Coach Mike Buckley
 Director of Team Operations Jim Britt
 Hockey Operations Assistant Erik Heasley

SCOUTS

Director of Player Personnel Dan MacKinnon
 Director of Amateur Scouting Randy Sexton
 Director of Professional Scouting Derek Clancey
 Professional Scout Al Santilli
 Amateur Scouts Colin Alexander, Scott Bell, Luc Gauthier, Jay Heinbuck,
 Wayne Meier, Ron Pyette, Warren Young, Chris Depiero,
 Brian Fitzgerald, Frank Golden
 Head European Scout Patrik Allvin
 European Scout Tommy Westlund
 Special Assignment Scout Gilles Meloche

EQUIPMENT/TRAINING STAFF

Head Equipment Manager Dana Heinze
 Assistant Equipment Managers Teddy Richards, Dan Kroll, Jon Taglianetti
 Head Athletic Trainer Chris Stewart
 Assistant Athletic Trainers Curtis Bell, Patrick Steidle
 Physical Therapist Rick Joreitz
 Head Team Physician Dr. Dharmesh Vyas, M.D.
 Assistant Team Physician Dr. Melissa McLane, D.O.
 Director of Sport Science and Performance Andy O'Brien
 Strength & Conditioning Coach Alex Trinca

COMMUNICATIONS

Senior Director of Communications Jennifer Bullano
 Manager of Communications Jason Seidling
 Executive Producer Ray Walker
 Radio Broadcasters Mike Lange, Phil Bourque
 Radio Host/PensTV Josh Getzoff

TECHNOLOGY

Senior Director, Technology Erik Watts
 Director, Video Production & Technical Ops Drew Warren
 Building Audio/Video Specialist Aaron Miller
 Systems Administrators Jason Henry, Dave Meyner
 Junior Systems Administrator Justin Mellor

MARKETING

Senior Director of Marketing Ross Miller
 Senior Director of Creative Services & Publications Barb Pilarski
 Manager of Publications Erin Halley
 Graphic Designer Dave Scheponik
 Director of Fan Development & Special Events Jill Shipley
 Manager of Fan Development Laura Spencer
 Marketing Coordinator Christine Ourlicht

NEW MEDIA

Director of Content Sam Kasan
 Manager of Content Michelle Crechiolo
 Manager of New Media Andi Perelman
 Digital Media Specialist Dave Geier
 New Media Coordinators Jonathan Kabana, Evan Schall

UPMC LEMIEUX SPORTS COMPLEX

General Manager Matt Herr
 Director, Facility Operations Brandon Radeke
 Assistant General Manager Kara Radeke
 Manager, Facility Christopher Banks
 Manager, Business Neal Bruder
 Manager, Programming Abageal Greenbaum
 Manager, Elite Hockey Tim Cook
 Professional Skill Development Ty Hennes
 Power Skating Development Max Ivanov
 Goaltending Development Mike Chaisson
 Manager, Tournament & Leagues Mark Shuttleworth
 Executive Director of UPMC Performance Training Center Gary Roberts
 Program Director Loren Goldenberg
 Medical Director Dr. Vonda Wright, M.D.

GAME ENTERTAINMENT

Senior Director, Production and Game Presentation Rod Murray
 Director, Event Presentation Bill Wareham
 Manager, Production Operations Mike Davenport
 Producers Mark Cottingham, Leo McCafferty, Andrew McIntyre,
 Meghan McManimon, Jon Otte
 Senior Designer, Motion Graphics Aaron Spiegel
 Motion Graphics Design Producers Padraic Driscoll, Dave Distilli
 PensTV Talent/Producer Celina Pompeani
 Public Address Announcer Ryan Mill

CORPORATE SALES

Senior Director, Partnership Sales & Media Mark Turley
 Director, Corporate Sales Robbie Hofmann
 Director, Client Services Lori Wineland
 Senior Managers, Client Services Julie Klausner, Amanda Susko
 Partnership Sales Andrew Taglianetti
 Corporate Sales Liaison Pierre Larouche
 Coordinator Jim Meyer

FINANCE

Director of Finance Mark R. Kuczinski
 Senior Accountant Troy Ussack
 Payroll Manager Andrea Winschel
 Accounts Payable Tawni Love

TICKETING

Senior Director of Premium Seating Brian Magness
 Director of Ticket Sales George Murphy
 Manager, Premium Seating Kyle Lux
 Premium Service Representative Jon Seelnacht
 Manager, Premium Services Julia Drost
 Manager, Group Sales Mike Zatchey
 Ticket Sales Account Executives George Birman, Jeff Blizman, Bonnie Golinski,
 Nicole Kyslinger-Rudy, Chuck Pukansky
 Box Office Manager Carol Coulson
 Manager, Box Office Operations Jason Onufer
 Box Office Coordinator Kelly Gabany
 Director of Customer Service Kathy Davis
 Customer Service Representatives Danny Gardner, Holly Bandish
 Sr. Director, Database & Ticket Operations Erin Exley
 Manager, Database Marketing Dana DiCello

PENGUINS FOUNDATION

President Dave Soltesz
 Program Coordinator Emily Nicholason
 Director, Community/Alumni Relations Cindy Himes
 Community Relations/Alumni Liaison Ed Johnston, Jack Reilly



WILKES-BARRE/SCRANTON

Wilkes-Barre/Scranton Penguins (AHL)

670 North River St., Suite 210
Wilkes-Barre, PA 18705

Phone: 570-208-PENS


Website: wbspenguins.com

Chief Executive Officer/Governor Jeff Barrett
 General Manager Jason Botterill
 Executive V.P./Chief Financial Officer..... Greg Petorak
 Vice President of Operations Brian Coe
 Vice President of Ticketing Jon Stephenson
 Vice President of Corporate Sales Rob Belza
 Head Coach Mike Sullivan
 Assistant Coach Jay Leach
 Strength/Conditioning Coach Doug Davidson
 Team Services/Video Coordinator Sean Andrade
 Athletic Trainer Kyle Moore
 Equipment Manager Paul DeFazio
 Asst. Equipment Manager Jared Mycyk
 Contoller Bill Dotzel
 Senior Director of Group Sales and Service Chris Sipsky
 Director of Season Ticket Sales and Services Brian Troiano
 Director of Broadcasting and Team Services Mike O'Brien
 Director of Creative Services Jason Vogel
 Media Relations Manager Nick Hart
 Fan Services Representatives Dave Eisenberger
 Brandon Meshkofski
 Group Sales Representatives Andrew Augustine
 Matt Daube
 Season Ticket Sales Representative Alex Ellsworth
 Executive Assistant/Community Relations Manager Shari Zbegner
 Merchandise Manager Michele Mulhern
 Mascot Coordinator Chad Spencer

2015.16 SCHEDULE

Date	Opponent	Time
Oct. 9	at Providence	7:05 pm EDT
Oct. 10	at Bridgeport	7:00 pm EDT
Oct. 17	Lehigh Valley	4:05 pm EDT
Oct. 18	at Bridgeport	5:00 pm EDT
Oct. 23	at Springfield	7:00 pm EDT
Oct. 24	Springfield	7:05 pm EDT
Oct. 28	Binghamton	7:05 pm EDT
Oct. 30	Hartford	7:05 pm EDT
Nov. 4	St. John's	7:05 pm EST
Nov. 6	St. John's	7:05 pm EST
Nov. 13	Hershey	7:05 pm EST
Nov. 14	Rochester	7:05 pm EST
Nov. 15	at Hartford	4:00 pm EST
Nov. 20	at Binghamton	7:05 pm EST
Nov. 21	at Albany	5:00 pm EST
Nov. 25	at Binghamton	7:05 pm EST
Nov. 27	Providence	7:05 pm EST
Nov. 28	Hershey	7:05 pm EST
Dec. 4	Lehigh Valley	7:05 pm EST
Dec. 5	Hartford	7:05 pm EST
Dec. 6	at Hershey	5:00 pm EST
Dec. 9	Syracuse	7:05 pm EST

Date	Opponent	Time
Dec. 11	at Lehigh Valley	7:05 pm EST
Dec. 12	Albany	7:05 pm EST
Dec. 16	at Lehigh Valley	7:05 pm EST
Dec. 18	Toronto	7:05 pm EST
Dec. 19	at Syracuse	7:00 pm EST
Dec. 26	at Hershey	7:00 pm EST
Dec. 27	Lehigh Valley	4:05 pm EST
Dec. 31	Syracuse	5:05 pm EST
Jan. 2	Springfield	7:05 pm EST
Jan. 3	at Hartford	3:00 pm EST
Jan. 5	Binghamton	7:05 pm EST
Jan. 8	at Lehigh Valley	7:05 pm EST
Jan. 9	Utica	7:05 pm EST
Jan. 12	at St. John's	7:30 pm NST
Jan. 13	at St. John's	7:30 pm NST
Jan. 16	at Syracuse	7:00 pm EST
Jan. 22	at Portland	7:00 pm EST
Jan. 23	at Portland	7:00 pm EST
Jan. 24	at Providence	3:05 pm EST
Jan. 27	Hartford	7:05 pm EST
Jan. 29	at Lehigh Valley	7:05 pm EST
Jan. 30	Lehigh Valley	7:05 pm EST
Feb. 5	at Springfield	7:00 pm EST
Feb. 6	Bridgeport	7:05 pm EST
Feb. 9	at Utica	7:00 pm EST
Feb. 12	at Hartford	7:15 pm EST
Feb. 13	Portland	7:05 pm EST
Feb. 14	Portland	4:05 pm EST
Feb. 19	at Toronto	7:00 pm EST
Feb. 21	at Rochester	5:05 pm EST
Feb. 23	Hershey	7:05 pm EST
Feb. 26	at Portland	7:00 pm EST
Feb. 27	at Springfield	7:00 pm EST
Feb. 28	at Providence	3:05 pm EST
Mar. 4	at Lehigh Valley	7:05 pm EST
Mar. 5	at Hershey	7:00 pm EST
Mar. 6	Hershey	4:05 pm EST
Mar. 9	Lehigh Valley	7:05 pm EST
Mar. 12	Bridgeport	7:05 pm EST
Mar. 13	at Bridgeport	5:00 pm EDT
Mar. 19	Hershey	7:05 pm EDT
Mar. 20	at Hershey	5:00 pm EDT
Mar. 23	Binghamton	7:05 pm EDT
Mar. 25	at Binghamton	7:05 pm EDT
Mar. 26	Providence	7:05 pm EDT
Mar. 29	Springfield	7:05 pm EDT
Apr. 2	Bridgeport	7:05 pm EDT
Apr. 3	Portland	4:05 pm EDT
Apr. 8	Lehigh Valley	7:05 pm EDT
Apr. 9	at Hershey	7:00 pm EDT
Apr. 10	Hershey	4:05 pm EDT
Apr. 15	at Lehigh Valley	7:05 pm EDT
Apr. 16	Providence	7:05 pm EDT
Apr. 17	at Hershey	5:00 pm EDT



WHEELING

Wheeling Nailers (ECHL)

1315 Main Street
Wheeling, WV 26003

Phone: (304) 234-4625

Website: wheelingnailers.com

Ownership The Hockey Club of the Ohio Valley, LLC
 Governor Don Rigby
 Alternate Governor Brian Komorowski
 General Manager/Vice President Craig Bommer
 Director of Hockey Operations/Head Coach Clark Donatelli
 Assistant Coach David Gobe
 Director of Ticketing Chris Thoburn
 Ticketing Account Executive Rebecca Lewis
 Pat Damp
 Chris Hudgins
 Mike Anthony
 Radio Broadcaster/Dir. of Media/Community Relations DJ Abisalih
 Video Production Specialist Michael Leopardo
 Equipment Manager Bill Higgins
 Medical Director Shawn Posin, MD, FACEP
 Team Physician Michael Kovalik, DO
 Fitness Program Director George Fraz, MS

2015.16 SCHEDULE

Date	Opponent	Time
Oct. 16	at Norfolk	7:30 pm EDT
Oct. 17	at Norfolk	7:15 pm EDT
Oct. 24	Brampton	7:35 pm EDT
Oct. 25	at Brampton	3:00 pm EDT
Oct. 30	Adirondack	7:35 pm EDT
Oct. 31	Quad City	7:35 pm EDT
Nov. 6	Kalamazoo	7:35 pm EST
Nov. 7	at Norfolk	7:15 pm EST
Nov. 10	Cincinnati	10:35 am EST
Nov. 11	at Reading	7:00 pm EST
Nov. 13	Reading	7:35 pm EST
Nov. 14	Evansville	7:35 pm EST
Nov. 15	Evansville	4:05 pm EST
Nov. 18	at Florida	7:30 pm EST
Nov. 20	at Florida	7:30 pm EST
Nov. 21	at Florida	7:00 pm EST
Nov. 25	Reading	7:05 pm EST
Nov. 28	Brampton	7:35 pm EST
Nov. 29	at Reading	4:00 pm EST
Dec. 4	South Carolina	7:35 pm EST
Dec. 5	South Carolina	7:35 pm EST
Dec. 6	Elmira	4:05 pm EST
Dec. 10	at Indy	7:05 pm EST
Dec. 11	at Toledo	7:15 pm EST

Date	Opponent	Time
Dec. 12	Toledo	7:35 pm EST
Dec. 18	at Quad City	7:05 pm CST
Dec. 19	at Quad City	7:05 pm CST
Dec. 26	at Toledo	7:15 pm EST
Dec. 27	Kalamazoo	4:05 pm EST
Dec. 31	Brampton	6:05 pm EST
Jan. 2	Brampton	7:35 pm EST
Jan. 3	Norfolk	4:05 pm EST
Jan. 8	Orlando	7:35 pm EST
Jan. 9	Orlando	7:35 pm EST
Jan. 10	Indy	4:05 pm EST
Jan. 16	at Toledo	7:15 pm EST
Jan. 17	at Indy	3:05 pm EST
Jan. 22	Kalamazoo	7:35 pm EST
Jan. 23	Kalamazoo	7:35 pm EST
Jan. 24	Brampton	4:05 pm EST
Jan. 29	at Elmira	7:05 pm EST
Jan. 30	at Elmira	7:05 pm EST
Jan. 31	at Brampton	2:00 pm EST
Feb. 3	at Cincinnati	7:35 pm EST
Feb. 5	Reading	7:35 pm EST
Feb. 6	Reading	8:05 pm EST
Feb. 12	at Adirondack	7:00 pm EST
Feb. 14	at Manchester	3:00 pm EST
Feb. 16	at Adirondack	7:00 pm EST
Feb. 17	at Elmira	7:05 pm EST
Feb. 19	at Brampton	7:15 pm EST
Feb. 20	at Brampton	7:15 pm EST
Feb. 26	Greenville	7:35 pm EST
Feb. 27	Elmira	7:35 pm EST
Feb. 28	Elmira	4:05 pm EST
Mar. 4	at Reading	7:00 pm EST
Mar. 5	at Reading	7:00 pm EST
Mar. 11	Toledo	7:35 pm EST
Mar. 12	Kalamazoo	7:35 pm EST
Mar. 13	Norfolk	4:05 pm EDT
Mar. 17	at Cincinnati	7:35 pm EDT
Mar. 18	at Cincinnati	7:35 pm EDT
Mar. 19	at Kalamazoo	7:00 pm EDT
Mar. 22	Toledo	7:05 pm EDT
Mar. 23	at Fort Wayne	7:30 pm EDT
Mar. 25	at Kalamazoo	7:00 pm EDT
Mar. 26	at Kalamazoo	7:00 pm EDT
Apr. 1	Reading	7:35 pm EDT
Apr. 2	Manchester	7:35 pm EDT
Apr. 3	at Toledo	5:15 pm EDT
Apr. 8	Reading	7:35 pm EDT
Apr. 9	at Reading	7:00 pm EDT

WE KNOW HOCKEY.

PLAYERS



JASON MACKEY

JONATHAN BOMBULIE

There's a new team in town and they cover Pittsburgh Penguins® hockey like no one else. For the latest hockey news from the locker room to the ice, along with complete game coverage, insight, analysis and so much more, turn to the Trib in print and online at TribLIVE.com.

To subscribe, call 1-800-909-TRIB.



The Official Newspaper of the Pittsburgh Penguins®

TribLIVE.com 1-800-909-TRIB

Facebook.com/TribLIVE #TRIBHKY @TribLIVE



2014-15 FINAL SEASON STATS

Player	Pos	GP	G	A	P	+/-	PIM	PP	SH	GW	GT	OT	S	S%	TOI/G	Sft/G	FO%
Sidney Crosby	C	77	28	56	84	5	47	10	0	3	0	1	237	11.8	19:58	25.0	49.9
Evgeni Malkin	C	69	28	42	70	-2	60	9	0	4	0	1	212	13.2	18:58	22.9	42.6
Kris Letang	D	69	11	43	54	12	79	2	1	1	0	0	197	5.6	25:29	28.2	0.0
Patric Hornqvist	R	64	25	26	51	12	38	6	0	4	0	1	220	11.4	17:39	23.2	28.6
Chris Kunitz	L	74	17	23	40	2	56	9	1	5	0	0	170	10.0	17:53	23.3	53.8
Brandon Sutter	C	80	21	12	33	6	14	3	4	4	0	0	180	11.7	17:19	24.2	50.6
Blake Comeau	L	61	16	15	31	6	65	0	0	5	0	2	147	10.9	15:17	21.4	77.8
Steve Downie	R	72	14	14	28	2	238	3	0	2	0	0	104	13.5	12:26	17.7	50.0
Nick Spaling	C	82	9	18	27	-2	26	1	0	0	0	0	90	10.0	15:14	22.0	48.3
David Perron	L	43	12	10	22	-8	42	3	0	1	0	0	122	9.8	17:37	23.3	0.0
Paul Martin	D	74	3	17	20	17	20	0	0	0	0	0	61	4.9	22:47	28.5	0.0
Simon Despres	D	59	2	15	17	9	64	0	0	1	0	1	76	2.6	16:22	22.3	0.0
Christian Ehrhoff	D	49	3	11	14	8	26	0	0	3	0	0	110	2.7	21:45	26.1	0.0
Beau Bennett	R	49	4	8	12	-1	16	0	0	1	0	0	81	4.9	12:29	17.6	0.0
Pascal Dupuis	L	16	6	5	11	2	4	2	0	1	0	0	44	13.6	16:38	23.4	100.0
Rob Scuderi	D	82	1	9	10	9	17	0	0	0	0	0	52	1.9	19:08	24.6	0.0
Daniel Winnik	L	21	2	7	9	8	8	0	0	1	0	0	27	7.4	16:06	22.9	40.5
Olli Maatta	D	20	1	8	9	1	10	0	0	0	0	0	27	3.7	20:42	25.8	0.0
Ian Cole	D	20	1	7	8	-2	7	0	0	0	0	0	31	3.2	18:29	24.6	0.0
Derrick Pouliot	D	34	2	5	7	-11	4	1	0	2	0	0	56	3.6	17:32	22.4	0.0
Craig Adams	R	70	1	6	7	-1	44	0	0	1	0	0	51	2.0	9:44	14.2	42.5
Robert Bortuzzo	D	38	2	4	6	-6	68	0	0	0	0	0	37	5.4	15:27	21.6	100.0
Marcel Goc	C	43	2	4	6	-2	4	0	0	0	0	0	43	4.7	12:26	18.4	54.0
Andrew Ebbett	C	24	1	5	6	1	2	0	0	0	0	0	21	4.8	9:00	13.5	45.4
Rob Klinkhammer	L	10	1	2	3	0	0	0	0	0	0	0	10	10.0	11:07	15.7	100.0
Ben Lovejoy	D	20	1	2	3	-7	8	0	0	0	0	0	36	2.8	21:13	27.8	0.0
Zach Sill	C	42	1	2	3	-3	60	0	0	0	0	0	26	3.8	8:17	11.9	0.0
Bryan Rust	C	14	1	1	2	-3	4	0	0	0	0	0	34	2.9	12:01	17.5	0.0
Maxim Lapierre	C	35	0	2	2	-13	16	0	0	0	0	0	43	0.0	11:10	16.6	50.6
Mark Arcobello	R	10	0	2	2	1	2	0	0	0	0	0	13	0.0	12:05	18.0	28.6
Brian Dumoulin	D	8	1	0	1	0	2	0	0	0	0	0	4	25.0	15:40	22.3	0.0
Jayson Megna	R	12	0	1	1	-2	14	0	0	0	0	0	13	0.0	11:02	16.4	0.0
Taylor Chorney	D	7	0	0	0	-1	0	0	0	0	0	0	4	0.0	12:10	18.6	0.0
Bobby Farnham	R	11	0	0	0	0	24	0	0	0	0	0	6	0.0	7:10	11.0	0.0
Scott Harrington	D	10	0	0	0	-10	4	0	0	0	0	0	9	0.0	15:48	22.2	0.0
Dominik Uher	C	2	0	0	0	-1	0	0	0	0	0	0	0	0.0	6:27	9.5	0.0
Scott Wilson	C	1	0	0	0	0	0	0	0	0	0	0	0	0.0	4:21	7.0	0.0

Player	GP	GS	W	L	OT	SA	GA	GAA	Sv	Sv%	SO	G	A	PIM	TOI
1 Marc-Andre Fleury	64	64	34	20	9	1831	146	2.32	1685	0.920	10	0	1	6	3,776:11
2 Thomas Greiss	20	18	9	6	3	546	50	2.61	496	0.908	0	0	0	0	1,159:22
3 Jeff Zatkoff	1	0	0	1	0	17	1	1.62	16	0.941	0	0	0	0	36:45

PITTSBURGH PENGUINS 2014-15 TRANSACTIONS

Sept. 24 – Matt Murray, Eric Hartzell, Scott Wilson, Josh Archibald, Anton Zlobin, Jean-Sebastien Dea, Matia Marcantuoni, Tom Kuhnhackl, Adam Payerl, Bryan Rust, Nick Drazenovic, Nick D’Agostino and Harrison Ruopp assigned to Wilkes-Barre/Scranton (AHL); Tom Kostopoulos, Conor Sheary, Alex Boak and Clark Seymour released from tryout and assigned to WBS; Tristan Jarry assigned to Edmonton of the Western Hockey League (WHL)

Sept. 27 – Jayson Megna, Dominik Uher and Reid McNeill assigned to Wilkes-Barre/Scranton (AHL)

Sept. 29 – Pierre-Luc Letourneau-Leblond and Philip Samuelsson assigned to Wilkes-Barre/Scranton (AHL)

Oct. 4 – Bobby Farnham, Brian Dumoulin and Jeff Zatkoff assigned to Wilkes-Barre/Scranton (AHL)

Oct. 7 – Andrew Ebbett, Zach Sill and Taylor Chorney assigned to Wheeling (ECHL); Scott Harrington assigned to Wilkes-Barre/Scranton (AHL); and Oskar Sundqvist assigned to Skelleftea (Swedish Hockey League)

Oct. 9 – Kasperii Kapanen assigned to KalPa (Finnish League) and Beau Bennett placed on injured reserve

Oct. 9 – Zach Sill, Andrew Ebbett and Taylor Chorney recalled from Wheeling (ECHL)

Oct. 10 – Scott Harrington recalled from Wilkes-Barre/Scranton (AHL) and Taylor Chorney re-assigned to WBS

Oct. 20 – Scott Harrington and Andrew Ebbett assigned to Wilkes-Barre/Scranton (AHL)

Oct. 21 – Derrick Pouliot assigned to Wilkes-Barre/Scranton (AHL)

Oct. 22 – Scott Harrington and Andrew Ebbett recalled from Wilkes-Barre/Scranton (AHL)

Oct. 24 – Scott Harrington and Andrew Ebbett re-assigned to Wilkes-Barre/Scranton (AHL)

Oct. 30 – Jayson Megna recalled from Wilkes-Barre/Scranton (AHL)

Nov. 2 – Jayson Megna re-assigned to Wilkes-Barre/Scranton (AHL)

Nov. 3 – Scott Harrington recalled from Wilkes-Barre/Scranton (AHL)

Scranton (AHL) and Beau Bennett assigned to WBS

Nov. 5 – Marc-Andre Fleury signed to a four-year contract extension that begins with the 2015-16 season

Nov. 9 – Scott Harrington re-assigned to Wilkes-Barre/Scranton (AHL)

Nov. 11 – Beau Bennett recalled from Wilkes-Barre/Scranton (AHL)

Nov. 20 – Pascal Dupuis placed on injured reserve

Nov. 22 – Jayson Megna recalled from Wilkes-Barre/Scranton (AHL)

Nov. 29 – Andrew Ebbett recalled from Wilkes-Barre/Scranton (AHL)

Dec. 2 – Scott Wilson and Brian Dumoulin recalled from Wilkes-Barre/Scranton (AHL)

Dec. 2 – Kris Letang and Beau Bennett placed on injured reserve

Dec. 5 – Rob Klinkhammer acquired from the Arizona Coyotes in exchange for Philip Samuelsson and a conditional draft pick (condition not met)

Dec. 5 – Bryan Rust recalled from Wilkes-Barre/Scranton (AHL)

Dec. 5 – Chris Kunitz and Scott Wilson placed on injured reserve

Dec. 6 – Bryan Rust re-assigned to Wilkes-Barre/Scranton (AHL)

Dec. 12 – Kris Letang activated from injured reserve

Dec. 13 – Olli Maatta placed on injured reserve

Dec. 13 – Bryan Rust and Bobby Farnham recalled from Wilkes-Barre/Scranton (AHL)

Dec. 13 – Jayson Megna re-assigned to Wilkes-Barre/Scranton (AHL)

Dec. 14 – Scott Harrington recalled from Wilkes-Barre/Scranton (AHL)

Dec. 14 – Zach Sill placed on injured reserve

Dec. 17 – Jeff Zatkoff recalled from Wilkes-Barre/Scranton (AHL)

PITTSBURGH PENGUINS 2014-15 TRANSACTIONS

Dec. 19 – Jeff Zatkoff re-assigned to Wilkes-Barre/Scranton (AHL)

Dec. 20 – Taylor Chorney and Derrick Pouliot recalled from Wilkes-Barre/Scranton (AHL)

Dec. 20 – Chris Kunitz activated from injured reserve

Dec. 20 – Paul Martin, Christian Ehrhoff and Robert Bortuzzo placed on injured reserve

Dec. 22 – Jeff Zatkoff recalled from Wilkes-Barre/Scranton (AHL)

Dec. 23 – Dominik Uher recalled from Wilkes-Barre/Scranton (AHL)

Dec. 23 – Craig Adams and Blake Comeau placed on injured reserve

Dec. 24 – Dominik Uher, Taylor Chorney and Jeff Zatkoff re-assigned to Wilkes-Barre/Scranton (AHL)

Dec. 27 – Jeff Zatkoff and Jayson Megna recalled from Wilkes-Barre/Scranton (AHL)

Dec. 27 – Robert Bortuzzo activated from injured reserve

Dec. 28 – Patric Hornqvist placed on injured reserve

Dec. 28 – Dominik Uher recalled from Wilkes-Barre/Scranton (AHL)

Dec. 28 – Brian Dumoulin re-assigned to Wilkes-Barre/Scranton (AHL)

Dec. 29 – Brian Dumoulin recalled from Wilkes-Barre/Scranton (AHL)

Dec. 30 – Brian Dumoulin, Jeff Zatkoff and Dominik Uher re-assigned to Wilkes-Barre/Scranton (AHL)

Dec. 31 – Craig Adams, Beau Bennett and Christian Ehrhoff activated from injured reserve

Jan. 2 – David Perron acquired from the Edmonton Oilers in exchange for Rob Klinkhammer and a 2015 first-round draft pick

Jan. 3 – Jayson Megna re-assigned to Wilkes-Barre/Scranton (AHL)

Jan. 7 – Scott Harrington re-assigned to Wilkes-Barre/Scranton (AHL)

Jan. 7 – Paul Martin and Zach Sill activated from injured reserve

Jan. 8 – Bobby Farnham re-assigned to Wilkes-Barre/Scranton (AHL)

Jan. 12 – Derrick Pouliot re-assigned to Wilkes-Barre/Scranton (AHL)

Jan. 13 – Taylor Chorney recalled from Wilkes-Barre/Scranton (AHL)

Jan. 14 – Marc Arcobello claimed off waivers from Nashville

Jan. 14 – Bryan Rust re-assigned to Wilkes-Barre/Scranton (AHL)

Jan. 16 – Scott Wilson activated from injured reserve and re-assigned to Wilkes-Barre/Scranton (AHL)

Jan. 16 – Scott Harrington recalled from Wilkes-Barre/Scranton (AHL)

Jan. 20 – Bobby Farnham recalled from Wilkes-Barre/Scranton (AHL)

Jan. 21 – Derrick Pouliot recalled from Wilkes-Barre/Scranton (AHL)

Jan. 21 – Bobby Farnham re-assigned to Wilkes-Barre/Scranton (AHL)

Jan. 22 – Scott Harrington, Andrew Ebbett and Derrick Pouliot re-assigned to Wilkes-Barre/Scranton (AHL)

Jan. 26 – Bryan Rust, Scott Wilson, Andrew Ebbett and Scott Harrington recalled from Wilkes-Barre/Scranton (AHL)

Jan. 26 – Evgeni Malkin retroactively placed on injured reserve

Jan. 27 – Bryan Rust and Scott Wilson re-assigned to Wilkes-Barre/Scranton (AHL)

Jan. 27 – Patric Hornqvist activated from injured reserve

Jan. 27 – Maxim Lapierre acquired from the St. Louis Blues in exchange for Marcel Goc

Jan. 31 – Derrick Pouliot recalled from Wilkes-Barre/Scranton (AHL)

PITTSBURGH PENGUINS 2014-15 TRANSACTIONS

Feb. 1 – Andrew Ebbett re-assigned to Wilkes-Barre/Scranton (AHL)

Feb. 4 – Evgeni Malkin activated from injured reserve

Feb. 9 – Scott Harrington re-assigned to Wilkes-Barre/Scranton (AHL)

Feb. 11 – Blake Comeau activated from injured reserve

Feb. 11 – Mark Arcobello claimed off waivers by the Arizona Coyotes

Feb. 25 – Daniel Winnik acquired from the Toronto Maple Leafs in exchange for Zach Sill and a 2015 fourth-round draft pick and a 2016 second-round draft pick

Mar. 2 – Ben Lovejoy acquired from the Anaheim Ducks in exchange for Simon Despres

Mar. 2 – Ian Cole acquired from the St. Louis Blues in exchange for Robert Bortuzzo and a 2016 seventh-round draft pick

Mar. 14 – Andrew Ebbett recalled from Wilkes-Barre/Scranton (AHL)

Mar. 14 – Derrick Pouliot re-assigned to Wilkes-Barre/Scranton (AHL)

Mar. 24 – Andrew Ebbett re-assigned to Wilkes-Barre/Scranton (AHL)

Mar. 24 – Derrick Pouliot recalled from Wilkes-Barre/Scranton (AHL)

Apr. 3 – Taylor Chorney recalled from Wilkes-Barre/Scranton (AHL)

Apr. 3 – Kasperii Kapanen re-assigned from KalPa (Finnish League) to Wilkes-Barre/Scranton (AHL)

Apr. 7 – Tristan Jarry re-assigned from Edmonton (WHL) to Wilkes-Barre/Scranton (AHL)

Apr. 12 – Brian Dumoulin and Scott Harrington recalled from Wilkes-Barre/Scranton (AHL)

Apr. 14 – Scott Wilson recalled from Wilkes-Barre/Scranton (AHL)

Apr. 23 – Scott Harrington re-assigned to Wilkes-Barre/Scranton (AHL)

Apr. 26 – Scott Wilson, Derrick Pouliot, Taylor Chorney and Brian Dumoulin re-assigned to Wilkes-Barre/Scranton (AHL)

Apr. 27 – Oskar Sundqvist re-assigned from Skelleftea (Swedish League) to Wilkes-Barre/Scranton (AHL)

May 28 – Penguins acquire a 2016 third-round draft pick from Buffalo as compensation for the Sabres naming Dan Bylsma their head coach

June 2 – Penguins acquire a 2016 third-round draft pick from New Jersey as compensation for the Devils naming John Hynes their head coach

June 15 – Niclas Andersen signed to a one-year, entry-level contract

June 29 – Ian Cole re-signed to a three-year contract

July 1 – Phil Kessel, Tyler Biggs and Tim Erixon acquired from the Toronto Maple Leafs in exchange for Kasperii Kapanen, Nick Spaling, Scott Harrington and a 2016 third-round pick

July 1 – Sergei Plotnikov, David Warsofsky, Kael Mouillierat, Kevin Porter, Steve Oleksy and Will O'Neill signed to one-year contracts

July 1 – Conor Sheary signed to a two-year contract

July 3 – Reid McNeill re-signed to a two-year contract

July 9 – Brian Dumoulin re-signed to a two-year contract

July 13 – Bobby Farnham re-signed to a one-year contract

July 15 – Beau Bennett re-signed to a one-year contract

July 28 – Nick Bonino, Adam Clendening and a 2016 second-round pick acquired from the Vancouver Canucks in exchange for Brandon Sutter and a 2016 third-round pick

July 28 – Eric Fehr signed to a three-year contract

Aug. 6 – Matt Cullen signed to a one-year contract

Aug. 28 – Daniel Sprong signed to three-year, entry-level contract

2014-15 MAN GAMES LOST

TOTAL GAMES MISSED	#	PLAYER	GAMES MISSED
4	1	Thomas Greiss	Dec. 18; Dec. 22-Dec. 27
62	3	Olli Maatta	Nov. 4-Nov. 15; Dec. 8-Apr. 11
8	7	Paul Martin	Dec. 20-Jan. 3
66	9	Pascal Dupuis	Nov. 18-Apr. 11
33	10	Christian Ehrhoff	Dec. 20-29; Jan. 30-Feb. 22; Mar. 1-12; Mar. 21; Mar. 26-Apr. 11
8	14	Chris Kunitz	Dec. 2-Dec. 18
2	16	Brandon Sutter	Dec. 22-Dec. 23
21	17	Blake Comeau	Nov. 14; Dec. 23-Feb. 7
26	19	Beau Bennett	Oct. 9-Nov. 1; Nov. 26-Dec. 29
7	23	Steve Downie	Dec. 22-Dec. 31; Apr. 5-Apr. 7
5	27	Craig Adams	Dec. 20-Dec. 29
11	38	Zach Sill	Dec. 13-Jan. 3
1	39	David Perron	Mar. 28
15	41	Robert Bortuzzo	Oct. 9-Nov. 1; Dec. 15-Dec. 23
18	43	Scott Wilson	Dec. 4-Jan. 13
2	47	Simon Despres	Jan. 20-Jan. 21
2	51	Derrick Pouliot	Apr. 10-11
3	57	Marcel Goc	Nov. 29-Dec. 2; Jan. 7
13	58	Kris Letang	Nov. 29-Dec. 8; Jan. 21; Mar. 29-Apr. 11
13	71	Evgeni Malkin	Jan. 21-Feb. 1; Mar. 15-Mar. 26; Apr. 1-Apr. 4
18	72	Patric Hornqvist	Dec. 6-Dec. 8; Dec. 29-Jan. 21; Mar. 17-Mar. 26
5	87	Sidney Crosby	Dec. 12-Dec. 15; Jan. 27; Mar. 14

TOTAL: 343

2015.16 HEAD SHOTS



BEAU BENNETT
19



NICK BONINO
13



ADAM CLENDENING
2



IAN COLE
28



SIDNEY CROSBY
87



MATT CULLEN
7



BRIAN DUMOULIN
8



PASCAL DUPUIS
9



TIM ERIXON
44



BOBBY FARNHAM
24



ERIC FEHR
16



MARC-ANDRE FLEURY
29



PATRIC HORNQVIST
72



PHIL KESSEL
81



CHRIS KUNITZ
14



KRIS LETANG
58



BEN LOVEJOY
12



OLLI MAATTA
3



EVGENI MALKIN
71



DAVID PERRON
39



SERGEI PLOTNIKOV
61



DERRICK POULIOT
51



BRYAN RUST
17



ROB SCUDERI
4



SCOTT WILSON
23



JEFF ZATKOFF
37

BEAU BENNETT

RW

CAREER STATISTICS

PRONOUNCED BEH-neht, BOH

SIGNED THROUGH 2015-16 SEASON

DOB 11/27/91 BIRTHPLACE Gardena, CA

19

SHOOTS Right	HT 6-2	WT 195
------------------------	------------------	------------------

ACQUIRED

Drafted by Penguins in the 1st round (20th overall) of the 2010 NHL Draft.

20th

Overall selection of the 2010 NHL Draft in Los Angeles by the Penguins. With the pick Bennett became the highest-drafted California-born player in NHL history.

USA Invited to attend the U.S. Men's National Team Camp in August 2013 to try out for the 2014 Winter Olympic Games in Sochi, Russia.

GRAND DEBUT

Scored his 1st career playoff goal in his 1st career playoff game on his 1st career playoff shot May 1, 2013 vs. NY Islanders. Became the 1st Pens rookie to score a goal in his 1st playoff game since Jordan Staal (April 11, 2007 at Ottawa).

ROLLER HOCKEY

Began playing roller hockey at the age of 3. It wasn't until he was 15 years old that Bennett played on ice for the first time.

3

Set a career high with 3 points (1G-2A) Nov. 18, 2014 at Montreal.

BEAU KNOWS BO

Bennett was named Beau after former NFL/MLB star Bo Jackson. When Bennett was born, Jackson had a popular commercial campaign known as "Bo Knows." Bennett's parents, Kurt and Louanna, liked the name and gave it to their newborn son.

GRANDMA'S INFLUENCE

Bennett has hockey roots that reach into Manitoba, Canada. His grandmother is from Winnipeg and she's the person that piqued Bennett's interest in the sport of hockey. Fittingly, Bennett made his NHL debut in Winnipeg against the Jets on Feb. 15, 2013.

NEIGHBORS

When Bennett transitioned from roller to ice hockey at age 15, he played on the same team as Penguins head coach Mike Johnston's son, Adam. Johnston was an assistant coach with the LA Kings at the time and lived up the street from Bennett on Manhattan Beach Boulevard. Beau and Adam became close friends growing up.

YEAR	TEAM	LEAGUE	REGULAR SEASON										PLAYOFFS						
			GP	G	A	PTS	PIM	+/-	PP	SH	GW	S	GP	G	A	PTS	PIM		
2008-09	LA Jr. Kings	MWEHL	46	25	33	58	10	--	--	--	--	--	--	--	--	--	--	--	--
2009-10	Penticton	BCHL	56	41	79	120	20	--	--	--	--	--	--	--	--	--	--	--	--
2010-11	Denver	WCHA	37	9	16	25	18	-3	1	0	1	80	4	1	3	4	--	--	--
2011-12	Denver	WCHA	10	4	9	13	25	3	1	0	0	30	--	--	--	--	--	--	--
2012-13	PITTSBURGH	NHL	26	3	11	14	6	7	1	0	2	30	6	1	0	1	0	0	0
	Wilkes-Barre	AHL	39	7	21	28	18	-6	3	0	3	81	--	--	--	--	--	--	--
2013-14	PITTSBURGH	NHL	21	3	4	7	0	-2	0	0	1	27	12	1	4	5	8	8	8
	Wilkes-Barre	AHL	3	0	1	1	0	0	0	0	0	4	--	--	--	--	--	--	--
2014-15	PITTSBURGH	NHL	49	4	8	12	16	-1	0	0	1	81	2	0	0	0	0	0	0
	Wilkes-Barre	AHL	2	0	5	5	0	4	0	0	0	6	--	--	--	--	--	--	--
PIT/NHL TOTALS			96	10	23	33	22	4	1	0	4	138	20	2	4	6	8	8	8

7 Career-high single-game hits total, set March 21, 2015 at Arizona.

IVORY KEYS

When Bennett was young he had to make a deal with his parents in order to play hockey. The deal was that he would play an instrument for 5 years. So from age 8-13, Bennett learned to play the piano.

9 Shots at Chicago on Feb. 15, 2015, setting a new single-game career high.

ALL★STAR

Was named to the American Hockey League All-Star Game for the 2012-13 season. That same year he won Wilkes-Barre/Scranton's 'Rookie of the Year' award.

CAREER HIGHS

- 1** GOALS IN A GAME
LAST: (10 times), 04.07.15 at OTT
- 2** ASSISTS IN A GAME
LAST: (3 times), 12.31.14 vs. CAR
- 3** POINTS IN A GAME
LAST: (1 time), 11.18.14 at MTL (1G-2A)

SHOTS ON GOAL

9

LAST: (1 time), 02.15.15 at CHI

PENALTY MINUTES

4

LAST: (1 time), 04.05.15 at PHI

GOAL STREAK

LAST: N/A

3 ASSIST STREAK
LAST: 04.13.13-04.20.13 (4)

3 POINT STREAK
LAST: 04.13.13-04.20.13 (4A)

NICK BONINO

PRONOUNCED boh-NEE-noh, NIHK
SIGNED THROUGH 2016-17 SEASON
DOB 4/20/88 **BIRTHPLACE** Hartford, CT

13

SHOOTS	HT	WT
Left	6-1	196

ACQUIRED
 From Vancouver with Adam Clendening and 2016 2nd-round pick for Brandon Sutter and 2016 3rd-round pick on July 28, 2015.

#WINNING

Career-high 6 game-winning goals in 2014-15 ranked 2nd on Vancouver (Radim Vrbata; 7). Only 14 players in the entire NHL had more game-winning goals than Bonino.

SPECIALIST

Featured on his team's special teams units prominently in each of last 3 seasons, including averaging a career-high 1:58 of shorthanded ice time in 2014-15. In 2013-14 with Anaheim, Bonino scored 7 power-play goals and averaged 2:52 of power-play minutes that season.

Bronze

Won a bronze medal with Team USA at the 2015 World Championship, posting 2 goals and 2 assists for 4 points in 10 tournament games.

6th Round pick (173rd overall) in the 2007 NHL Draft by San Jose.

.58 Points-per-game average over past 2 seasons. Scored 37 goals and 52 assists in 152 games with Anaheim and Vancouver in that span.



C

22

Career-high goals in 2013-14 season with Anaheim. Has 37 tallies in the past 2 seasons.

NCAA CHAMP

Won the 2009 NCAA National Championship with Boston University with a number of current NHLers, including Kevin Shattenkirk, Eric Gryba, Brian Strait and Penguins' prospect David Warsofsky. Named to Frozen Four All-Tournament Team. Played 3 seasons of collegiate hockey at BU, totaling 45 goals, 72 assists and 117 points in 116 games.

CAREER STATISTICS

YEAR	TEAM	LEAGUE	REGULAR SEASON										PLAYOFFS						
			GP	G	A	PTS	PIM	+/-	PP	SH	GW	S	GP	G	A	PTS	PIM		
2003-04	Farmington	HS-CT	24	44	23	67	10	--	--	--	--	--	--	--	--	--	--	--	--
2004-05	Farmington	HS-CT	24	68	23	91	12	--	--	--	--	--	--	--	--	--	--	--	--
2005-06	Avon Old Farms	HS-CT	25	26	30	56	10	--	--	--	--	--	--	--	--	--	--	--	--
2006-07	Avon Old Farms	HS-CT	26	24	42	66	14	--	--	--	--	--	--	--	--	--	--	--	--
2007-08	Boston U	H-East	39	16	13	29	10	--	--	--	--	--	--	--	--	--	--	--	--
2008-09	Boston U	H-East	44	18	32	50	30	--	--	--	--	--	--	--	--	--	--	--	--
2009-10	Boston U	H-East	33	11	27	38	12	--	--	--	--	--	--	--	--	--	--	--	--
	Anaheim	NHL	9	1	1	2	6	0	1	0	0	14	--	--	--	--	--	--	--
2010-11	Anaheim	NHL	26	0	0	0	4	-3	0	0	0	23	4	0	0	0	0	2	2
	Syracuse	AHL	50	12	33	45	32	10	4	1	1	121	--	--	--	--	--	--	--
2011-12	Anaheim	NHL	50	5	13	18	8	1	0	0	0	63	--	--	--	--	--	--	--
	Syracuse	AHL	19	6	16	22	2	0	0	0	2	47	--	--	--	--	--	--	--
2012-13	Anaheim	NHL	27	5	8	13	8	-3	1	0	0	37	7	3	1	4	4	4	
	Neumarkt	Italy-2	19	26	26	52	14	--	--	--	--	--	--	--	--	--	--	--	--
2013-14	Anaheim	NHL	77	22	27	49	22	14	7	0	2	159	13	4	4	8	8	8	
2014-15	Vancouver	NHL	75	15	24	39	22	7	1	0	6	149	6	1	2	3	4	4	
NHL TOTALS			264	48	73	121	70	16	10	0	8	445	30	8	7	15	18	18	

CAREER HIGHS

- 3** GOALS IN A GAME
LAST: (1 time), 02.02.13 vs. LAK
- 3** ASSISTS IN A GAME
LAST: (2 times), 11.28.14 at CBJ
- 4** POINTS IN A GAME
LAST: (1 time), 02.02.13 vs. LAK (3G-1A)

SHOTS ON GOAL

7

LAST: (1 time), 03.05.14 vs. MTL

PENALTY MINUTES

4

LAST: (2 times), 04.12.14 at LAK

HAT TRICKS



LAST: 02.02.13 vs. LAK (3G)

2 GOAL STREAK
LAST: 03.28.15-03.30.15 (2)

4 ASSIST STREAK
LAST: 12.31.13-01.07.14 (4)

4 POINT STREAK
LAST: 12.31.13-01.07.14 (3G-4A)

ADAM CLENDENING

D

PRONOUNCED klehn-DEHN-ihng, A-duhm

SIGNED THROUGH 2015-16 SEASON

DOB 10/26/92 BIRTHPLACE Niagara Falls, NY

2

SHOOTS
Right

HT
6-0

WT
190

ACQUIRED

From Vancouver with Nick Bonino and 2016 2nd-round pick for Brandon Sutter and 2016 3rd-round pick on July 28, 2015.

2nd

Round pick in the 2011 NHL Draft - 36th overall by Chicago.



22

Year-old made his NHL debut with Chicago on Nov. 20, 2014 in Calgary and scored his 1st NHL goal on his 1st NHL shot against Flames goaltender Jonas Hiller. Clending skated in 4 regular-season contests with the Blackhawks before being traded to Vancouver in exchange for Gustav Forsling on Jan. 29, 2015.

CAREER STATISTICS

YEAR	TEAM	LEAGUE	REGULAR SEASON											PLAYOFFS				
			GP	G	A	PTS	PIM	+/-	PP	SH	GW	S	GP	G	A	PTS	PIM	
2008-09	United States	NAHL	34	0	9	9	38	14	0	0	0	--	--	--	--	--	--	
	United States	U-17	15	1	5	6	18						--	--	--	--	--	
	United States	U-18	13	1	5	6	14						--	--	--	--	--	
2009-10	United States	WJ-18	7	0	2	2	4	4	0	0	0	--	--	--	--	--	--	
	United States	USHL	26	4	13	17	44	16	1	0	1	--	--	--	--	--	--	
	United States	U-18	39	10	22	32	76						--	--	--	--	--	
2010-11	United States	WJ-18	7	3	7	10	4	9	0	0	0	--	--	--	--	--	--	
	Boston U	H-East	39	5	21	26	80	--	1	0	1	--	--	--	--	--	--	
2011-12	Boston U	H-East	38	4	29	33	64	--	2	0	1	--	--	--	--	--	--	
	United States	WJC	6	1	4	5	6	2	0	0	0	--	--	--	--	--	--	
2012-13	Rockford	AHL	73	9	37	46	67	17	6	0	0	136	--	--	--	--	--	
2013-14	Rockford	AHL	74	12	47	59	64	5	3	1	2	213	--	--	--	--	--	
2014-15	Chicago	NHL	4	1	1	2	2	1	1	0	0	2	--	--	--	--	--	
	Rockford	AHL	38	1	12	13	20	-4	0	0	--	89	--	--	--	--	--	
	Vancouver	NHL	17	0	2	2	8	1	0	0	0	15	--	--	--	--	--	
	Utica	AHL	11	1	4	5	28	5	0	0	--	22	23	3	5	8	26	
NHL TOTALS			21	1	3	4	10	2	1	0	0	17	--	--	--	--	--	

CHAMPIONSHIP PEDIGREE

Skated in 23 playoff games with Utica of the AHL in 2014-15, ranking 2nd among Comets defensemen in scoring with 8 points (3G-5A) en route to a Calder Cup final appearance.

HELPING HANDS

His 47 assists in 2013-14 led the Rockford IceHogs, while his 59 points ranked second among all AHL blueliners. That season, he was named a First-Team All-Star after being a Second-Team All-Star selection as a rookie in 2012-13 – becoming the first AHL defenseman to make a postseason All-Star Team in each of his first two pro seasons since Dan Boyle in 1999 and '00.

RED, WHITE & BLUE

Represented Team USA at the 2012 World Junior Championship and helped the United States capture back-to-back gold medals at the World Under-18 Championships in 2009 and '10. In 2010, he tied for the team lead in scoring with 10 points (3G-7A) – which tied for 1st among all defensemen – and was named to the All-Tournament Team.

CAREER HIGHS

- 1** GOALS IN A GAME
LAST: (1 time), 11.20.14 at CGY
- 1** ASSISTS IN A GAME
LAST: (3 times), 02.19.15 at NYR
- 1** POINTS IN A GAME
LAST: (4 times), 02.19.15 at NYR (1A)

SHOTS ON GOAL

3

LAST: (2 times), 02.26.15 at BUF

PENALTY MINUTES

2

LAST: (5 times), 03.01.15 vs. STL

0 GOAL STREAK
LAST: N/A

0 ASSIST STREAK
LAST: N/A

2 POINT STREAK
LAST: 11.20.14-11.22.14 (1G-1A)

IAN COLE

D

CAREER STATISTICS

PRONOUNCED KOHL, EE-an

SIGNED THROUGH 2017-18 SEASON

DOB 2/21/89 BIRTHPLACE Ann Arbor, MI

28

SHOOTS	HT	WT
Left	6-1	219

ACQUIRED
From St. Louis for Robert Bortuzzo and a 2016 7th-round pick on Mar. 2, 2015.

1st

Round pick in the 2007 NHL Draft - 18th overall by St. Louis. Is 1 of 2 players on Penguins roster taken in the 1st round of the '07 Draft (David Perron, 26th, St. Louis).

FIGHTING IRISH

Played 3 seasons of college hockey at Notre Dame from 2007-10. Helped the Irish to its 1st-ever Frozen Four and title game in school history as a freshman in 2008. Selected as NCAA West First Team All-American, becoming 1st Notre Dame All-American defenseman since 1999 (Benoit Cotnoir) in junior season. Also named First Team All-CCHA and selected to CCHA All-Tournament Team. Totaled 65 points (17G-48A) in 111 career games for the Irish.



5

Game point/assist streak set in 2014-15 season while with the Penguins. Totaled 6 helpers over the course of 5 games from March 29 to April 7.

UNDER THE LIGHTS

Was introduced to the game of hockey at a young age when his father, Doug, built an outdoor rink in the backyard of their family home in Ann Arbor, Michigan. Grew up a fan of the Detroit Red Wings and their back-to-back Stanley Cup titles in 1996 and '97 influenced Cole's desire to play in the NHL.

RED, WHITE & BLUE

Represented the United States at the 2008 and '09 World Junior Championships. Won silver medal and was named 1 of Team USA's Top 3 players at the 2007 World Under-18 Championship. Spent 2 seasons with the United States National Development Team Program (USNTDP), which is based in his hometown of Ann Arbor, Mich., from 2005-07.

YEAR	TEAM	LEAGUE	REGULAR SEASON										PLAYOFFS						
			GP	G	A	PTS	PIM	+/-	PP	SH	GW	S	GP	G	A	PTS	PIM		
2005-06	USNTDP	U17	18	2	1	3	14	--	--	--	--	--	--	--	--	--	--	--	--
	USNTDP	NAHL	40	2	8	10	75	--	0	0	0	--	12	0	3	3	14		
2006-07	USNTDP	U18	42	6	11	17	36	--	--	--	--	--	--	--	--	--	--	--	
	USNTDP	NAHL	16	2	7	9	28	--	1	0	0	--	--	--	--	--	--	--	
	United States	WJ-18	7	4	1	5	6	--	--	--	--	--	--	--	--	--	--	--	
2007-08	Notre Dame	CCHA	43	8	12	20	40	--	--	--	--	--	--	--	--	--	--	--	
	United States	WJC	6	0	0	0	6	--	--	--	--	--	--	--	--	--	--	--	
2008-09	Notre Dame	CCHA	38	6	20	26	58	--	--	--	--	--	--	--	--	--	--	--	
	United States	WJC	6	2	2	4	4	--	--	--	--	--	--	--	--	--	--	--	
2009-10	Notre Dame	CCHA	30	3	16	19	55	--	--	--	--	--	--	--	--	--	--	--	
	Peoria	AHL	9	1	4	5	4	2	0	0	0	--	--	--	--	--	--	--	
2010-11	St. Louis	NHL	26	1	3	4	35	6	0	0	0	22	--	--	--	--	--	--	
	Peoria	AHL	44	5	10	15	63	2	1	0	0	67	--	--	--	--	--	--	
2011-12	St. Louis	NHL	26	1	5	6	22	7	0	0	0	18	2	0	0	0	0	0	
	Peoria	AHL	22	1	3	4	26	-8	0	0	0	23	--	--	--	--	--	--	
2012-13	St. Louis	NHL	15	0	1	1	10	-4	0	0	0	10	--	--	--	--	--	--	
	Peoria	AHL	34	3	11	14	43	-9	1	0	0	46	--	--	--	--	--	--	
2013-14	St. Louis	NHL	46	3	8	11	31	15	0	0	0	45	--	--	--	--	--	--	
2014-15	St. Louis	NHL	54	4	5	9	44	16	0	0	0	52	--	--	--	--	--	--	
	PITTSBURGH	NHL	20	1	7	8	7	-2	0	0	0	31	5	0	2	2	8		
	NHL TOTALS		187	10	29	39	149	38	0	0	0	178	7	0	2	2	8		
	PITTSBURGH TOTALS		20	1	7	8	7	-2	0	0	0	31	5	0	2	2	8		

CAREER HIGHS

- 1** GOALS IN A GAME
LAST: (10 times), 03.26.15 at CAR
- 2** ASSISTS IN A GAME
LAST: (2 times), 04.04.15 at CBJ
- 2** POINTS IN A GAME
LAST: (5 times), 04.04.15 at CBJ (2A)

SHOTS ON GOAL

5

LAST: (2 times), 03.15.15 vs. DET

PENALTY MINUTES

9

LAST: (1 time), 01.15.11 at SJS

0 GOAL STREAK
LAST: N/A

5 ASSIST STREAK
LAST: 03.29.15-04.07.15 (6)

5 POINT STREAK
LAST: 03.29.15-04.07.15 (6A)

SIDNEY CROSBY

PRONOUNCED KRAWZ-bee, SIHD-nee

SIGNED THROUGH 2024-25 SEASON

DOB 8/7/87 BIRTHPLACE Cole Harbour, NS

87

SHOOTS
Left

HT
5-11

WT
200

ACQUIRED
Drafted by Penguins in the 1st round (1st overall) of the 2005 NHL Draft.

21 Crosby's age when he led the Penguins to a Stanley Cup championship in 2009. He is the youngest captain in NHL history to win a Cup.

TROPHY CASE

Has won 9 individual NHL awards in his 10-year NHL career. That includes 2 MVPs (Hart - 2007, '14), 2 NHL scoring championships (Art Ross - 2007, '14), 1 NHL goal-scoring championship ("Rocket" Richard - 2010), 3 NHL outstanding player awards as voted by his peers (Ted Lindsay - 2007, '13, '14) and 1 NHL leadership award (Mark Messier - 2010).

6 Times in his career Crosby has scored at least 30 goals in a season.

51 Career-high total goals scored in 2009-10, earning his first-career "Rocket" Richard Trophy.

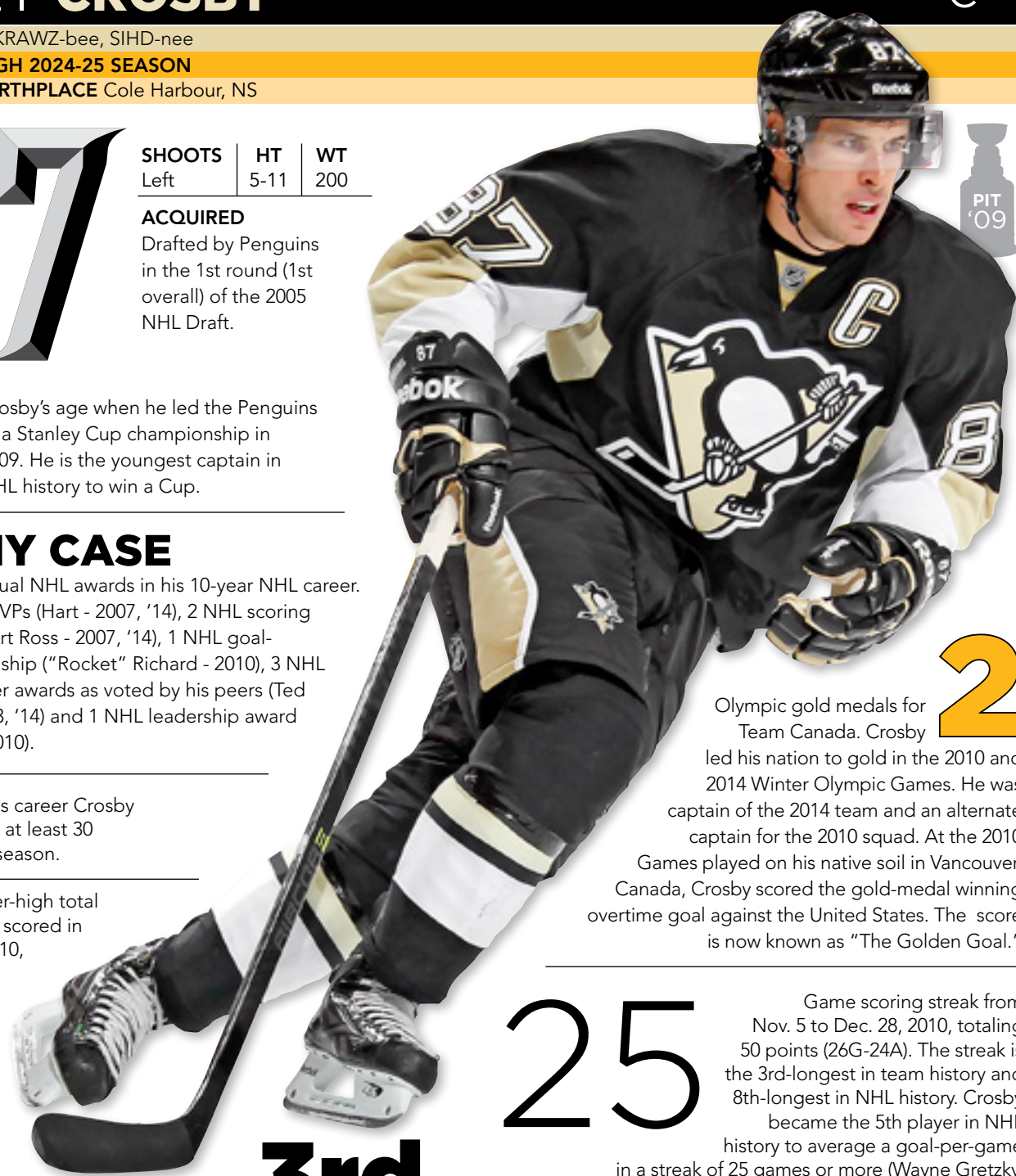
5 Time Penguins Team MVP (2005-06, '06-07, '09-10, '12-13, '13-14).

3rd Rank on the franchise's all-time scoring list with 853 points, behind only Mario Lemieux (1,723) and Jaromir Jagr (1,079).

25 Game scoring streak from Nov. 5 to Dec. 28, 2010, totaling 50 points (26G-24A). The streak is the 3rd-longest in team history and 8th-longest in NHL history. Crosby became the 5th player in NHL history to average a goal-per-game in a streak of 25 games or more (Wayne Gretzky, Brett Hull, Steve Yzerman and Bryan Trottier).

571 Games to reach 800 career points, the 6th-fastest player in NHL history to reach the mark, besting Bobby Orr (575).

2 Olympic gold medals for Team Canada. Crosby led his nation to gold in the 2010 and 2014 Winter Olympic Games. He was captain of the 2014 team and an alternate captain for the 2010 squad. At the 2010 Games played on his native soil in Vancouver, Canada, Crosby scored the gold-medal winning overtime goal against the United States. The score is now known as "The Golden Goal."



CAREER STATISTICS

YEAR	TEAM	LEAGUE	REGULAR SEASON										PLAYOFFS						
			GP	G	A	PTS	PIM	+/-	PP	SH	GW	S	GP	G	A	PTS	PIM		
2002-03	Shattuck	USHS	57	72	90	162	--	--	--	--	--	--	--	--	--	--	--	--	--
2003-04	Rimouski	QMJHL	59	54	81	135	74	--	--	--	--	--	9	7	9	16	10	--	
	Canada	WJC	6	2	3	5	4	--	--	--	--	--	--	--	--	--	--	--	
2004-05	Rimouski	QMJHL	62	66	102	168	84	--	--	--	--	--	13	14	17	31	16	--	
	Rimouski	M-Cup	--	--	--	--	--	--	--	--	--	--	5	6	5	11	6	--	
	Canada	WJC	6	6	3	9	4	--	--	--	--	--	--	--	--	--	--	--	
2005-06	PITTSBURGH	NHL	81	39	63	102	110	-1	16	0	5	278	--	--	--	--	--	--	
	Canada	WC	9	8	8	16	10	7	2	0	1	25	--	--	--	--	--	--	
2006-07	PITTSBURGH	NHL	79	36	84	120*	60	10	13	0	4	250	5	3	2	5	4	--	
2007-08	PITTSBURGH	NHL	53	24	48	72	39	18	6	0	4	173	20	6	21*	27*	12	--	
2008-09	PITTSBURGH	NHL	77	33	70	103	76	3	7	0	3	238	24	15*	16	31	14	--	
2009-10	PITTSBURGH	NHL	81	51*	58	109	71	15	13	2	6	298	13	6	13	19	6	--	
	Canada	Olympics	7	4	3	7	4	2	1	0	2	28	--	--	--	--	--	--	
2010-11	PITTSBURGH	NHL	41	32	34	66	31	20	10	1	3	161	--	--	--	--	--	--	
2011-12	PITTSBURGH	NHL	22	8	29	37	14	15	2	0	3	75	6	3	5	8	9	--	
2012-13	PITTSBURGH	NHL	36	15	41	56	16	26	3	0	1	124	14	7	8	15	8	--	
2013-14	PITTSBURGH	NHL	80	36	68*	104*	46	18	11	0	5	259	13	1	8	9	4	--	
	Canada	Olympics	6	1	2	3	0	4	0	0	0	11	--	--	--	--	--	--	
2014-15	PITTSBURGH	NHL	77	28	56	84	47	5	10	0	3	237	5	2	2	4	0	--	
	Canada	WC	9	4	7	11	2	1	1	0	1	22	--	--	--	--	--	--	
PIT/NHL TOTALS			627	302	551	853	510	129	91	3	37	2093	100	43	75	118	57		

6 Times representing Hockey Canada in international play - 2 Winter Olympic Games (2010, '14), 2 World Championships (2006, '15) and 2 World Junior Championships (2004, '05). Won gold medals in the 2010 and '14 Olympics, the 2015 World Championship and the '05 World Junior Championship. Also won silver at the '04 WJC.

17 Crosby's point advantage in the NHL scoring race in the 2013-14 season. Crosby totaled 104 points en route to his 2nd career NHL scoring title, finishing ahead of 2nd-place finisher Ryan Getzlaf (87 points) of Anaheim.

ESPY
Won the ESPY award for Best NHL Player 4 years in a row (2007-10) and 6 overall (2013, '14).

6 Times during the 2009 postseason that Crosby scored the game's 1st goal. The feat tied an NHL record and helped the Penguins win a Stanley Cup title.

SHATTUCK
Attended the illustrious hockey program at Shattuck St. Mary's in Faribault, Minnesota in 2002-03. Other notable players that attended the school include Zach Parise, Jonathan Toews, Drew Stafford and Jack Johnson.

QMJHL TITLE
Crosby played 2 seasons for Rimouski of the Quebec Major Junior Hockey League. In 2005 he led his club to a QMJHL championship and a berth in the Memorial Cup. Led the QMJHL in playoff scoring with 31 points (14G-17A) in 13 games. Added 11 points (5G-6A) in 5 games during the Memorial Cup.

120 Career-high point total in 2006-07 season, Crosby's 2nd in the NHL. He won the trifecta of NHL awards that year: NHL scoring title (Art Ross); NHL MVP (Hart); and NHL outstanding player as voted by his peers (Ted Lindsay). At just 19 years, 241 days, he became the youngest scoring champion in team sports history. He was also the youngest winner of the Ted Lindsay award and 2nd youngest to win the Hart (Wayne Gretzky).

2.51 Average points per game while playing for Rimouski, the 2nd-highest average in CHL history (Mario Lemieux, 2.81).

CAREER HIGHS

- 3** GOALS IN A GAME
LAST: (8 times), 10.12.13 at TBL
- 5** ASSISTS IN A GAME
LAST: (3 times), 11.08.14 at BUF
- 6** POINTS IN A GAME
LAST: (2 times), 01.19.10 vs. NYI (2G-4A)

- SHOTS ON GOAL
9
LAST: (5 times), 10.21.10 at NSH
- PENALTY MINUTES
21
LAST: (1 time), 01.03.09 vs. FLA

- HAT TRICKS
4
LAST: 10.12.13 at TBL (3G)

- 6** GOAL STREAK
LAST: 12.05.06-12.15.06 (6)
- 9** ASSIST STREAK
LAST: 12.20.07-01.08.08 (13)
- 25** POINT STREAK
LAST: 11.05.10-12.28.10 (26G-24A)

MASTERTON AWARD

Named by the Pittsburgh Chapter of Professional Hockey Writers Association as the 2013 Bill Masterton Memorial Trophy nominee – given to the player that best exemplifies the qualities of perseverance, sportsmanship and dedication to the game of hockey – after returning to his elite form following 2 seasons plagued with a concussion and neck injuries.

MILESTONE HAT TRICK

Achieved 3 separate career milestones in a single game on Oct. 18, 2008 vs. Toronto. He recorded his 100th goal, 200th assist and 300th point.

OH CAPTAIN

Was named the Penguins captain on May 31, 2007 to become the youngest captain in NHL history at 19 years, 297 days old (since surpassed by Colorado's Gabriel Landeskog; 19 years, 286 days).

12 Year contract extension signed by Crosby on June 28, 2012 that runs through the 2024-25 season. The deal totals \$104.4 million with an average annual value of \$8.7 million.

LIKE FATHER, LIKE SON

Crosby's father, Troy, was a goaltender for Verdun of the QMJHL and was drafted by the Montreal Canadiens in 1984.

WELCOME BACK SID

Missed 61 consecutive games between 2010-11 and '11-12 seasons due to a concussion and neck injury. He returned to the lineup on Nov. 21, 2011 against the NY Islanders, scoring 2 goals, including the game-winner, and 4 points. The crowd was littered with fans holding signs that read "Welcome Back Sid."

26TH

Player to join the Triple Gold Club (winning a Stanley Cup, 2009; Olympic gold medal, 2009 and '14; and World Championship, 2015).

102

Points scored in rookie season of 2005-06. The total surpassed Mario Lemieux's team rookie record of 100 points (1984-85). Crosby is the youngest player in NHL history (18 years old) to reach 100 points.

LANDLORD

Lived with hockey legend and Penguins co-owner Mario Lemieux from 2005-10.

2

Times named Canadian Hockey Player of the Year while also winning the CHL scoring title (2004, '05).

CALLING HIS SHOT

Crosby's favorite sport other than hockey is baseball. He played in his youth and it showed in 2010. During batting practice at PNC Park, home of the MLB's Pittsburgh Pirates, Crosby showed perfect form when hitting a home run over the right field seats.

32,66

Goals and points totaled in the first 41 games of the 2010-11 season. Crosby missed the rest of the season due to a concussion. Was on pace to set career highs with 64 goals and 132 points.



CROSBY

SIDNEY

302 GOALS
CAREER REGULAR-SEASON STATISTICS
853 POINTS
551 ASSISTS

1 DRAFTED NO. 1 OVERALL IN 2005

5 TIME TEAM MVP
2006
2007
2010
2013
2014

YOUNGEST IN TEAM HISTORY

YOUNGEST CAPTAIN TO WIN STANLEY CUP

IIHF TRIPLE GOLD CLUB
26TH PLAYER
STANLEY CUP • OLYMPIC GOLD
• WORLD CHAMPIONSHIP •

1 STANLEY CUP 2009

2 HART TROPHY 2007, 2014

1 "ROCKET" RICHARD TROPHY 2010

2 ART ROSS TROPHY 2007, 2014

3 TED LINDSAY AWARD 2007, 2013, 2014

1 MARK MESSIER LEADERSHIP AWARD 2010

2 OLYMPIC GOLD 2010, 2014

MATT CULLEN

C

PRONOUNCED KUH-lehn, MAT
SIGNED THROUGH 2015-16 SEASON
DOB 11/2/76 BIRTHPLACE Virginia, MN

7

SHOOTS Right
HT 6-1
WT 200

ACQUIRED
Signed as a free agent on August 6, 2015.



PLAYOFF PUSH

Ranked 6th among all players in scoring in the 2005-06 playoffs, totaling 18 points (4G-14A) in 25 games. The 18 points ranked tied for 3rd (Rod Brind'Amour) on the team.

1,212

Career NHL games played with Anaheim, Florida, Carolina, NY Rangers, Minnesota and Nashville. Ranks 10th among active players.

600

Recorded his 600th point with a goal in Nashville's final home regular-season game during the 2013-14 season vs. Chicago.

DOT-TO-DOT

Won over 50 percent of his faceoffs in 11-straight seasons, including a 54-percent winning percentage in 2014-15 with Nashville. Holds a 54.2 percent career percentage.

USA

Has appeared for the United States on the international stage a number of times, including winning a bronze medal at 2006 Olympics, 4 World Championships appearances between 1998 and 2004 and the 1996 World Junior Championship.

'SOTA

Virginia, Minnesota native played 2 years of college hockey at St. Cloud State, earning WCHA All-Rookie honors in 1995-96 and WCHA Second All-Star Team honors in 1996-97.

49

Career-high point totals posted by Cullen in 2005-06 and 2007-08, both with Carolina. Cullen posted career bests in goals in '05-06 (25) and assists in '07-08 (36).

9 Goals scored in 38 games versus Pittsburgh in his career, in addition to 16 assists for 25 points and a plus-6.

18 NHL seasons. Most experienced player on team's roster by 3 years (Pascal Dupuis, 14th year).

CAREER STATISTICS

YEAR	TEAM	LEAGUE	REGULAR SEASON											PLAYOFFS						
			GP	G	A	PTS	PIM	+/-	PP	SH	GW	S	GP	G	A	PTS	PIM			
1995-96	St. Cloud State	WCHA	39	12	29	41	28	--	--	--	--	--	--	--	--	--	--	--	--	--
	United States	WJC	6	3	1	4	0	--	--	--	--	--	--	--	--	--	--	--	--	--
1996-97	St. Cloud State	WCHA	36	15	30	45	70	--	--	--	--	--	--	--	--	--	--	--	--	--
	Baltimore	AHL	6	3	3	6	7	--	--	--	--	--	3	0	2	2	0			
1997-98	Anaheim	NHL	61	6	21	27	23	-4	2	0	0	75	--	--	--	--	--	--	--	--
	Cincinnati	AHL	18	15	12	27	2	12	3	1	2	48	--	--	--	--	--	--	--	--
	United States	WC	6	2	1	3	--	--	--	--	--	--	--	--	--	--	--	--	--	--
1998-99	Anaheim	NHL	75	11	14	25	47	-12	5	1	1	112	4	0	0	0	0			
	Cincinnati	AHL	3	1	2	3	8	1	0	0	0	8	--	--	--	--	--	--	--	--
	United States	WC	6	1	6	7	4	--	0	0	0	12	--	--	--	--	--	--	--	--
1999-00	Anaheim	NHL	80	13	26	39	24	5	1	0	1	137	--	--	--	--	--	--	--	--
2000-01	Anaheim	NHL	82	10	30	40	38	-23	4	0	1	159	--	--	--	--	--	--	--	--
2001-02	Anaheim	NHL	79	18	30	48	24	-1	3	1	4	164	--	--	--	--	--	--	--	--
2002-03	Anaheim	NHL	50	7	14	21	12	-4	1	0	1	77	--	--	--	--	--	--	--	--
	Florida	NHL	30	6	6	12	22	-4	2	1	1	54	--	--	--	--	--	--	--	--
	United States	WC	6	1	1	2	2	--	--	--	--	--	--	--	--	--	--	--	--	--
2003-04	Florida	NHL	56	6	13	19	24	-2	1	0	2	75	--	--	--	--	--	--	--	--
	United States	WC	9	2	4	6	4	--	--	--	--	--	--	--	--	--	--	--	--	--
2004-05	SG Cortina	Italy	36	27	33	60	64	--	--	--	--	--	18	8	14	22	32			
2005-06	Carolina	NHL	78	25	24	49	40	4	8	0	5	214	25	4	14	18	12			
	United States	OLY	--	--	--	--	--	--	--	--	--	--	--	--	--	--	--	--	--	--
2006-07	NY Rangers	NHL	80	16	25	41	52	0	2	3	2	217	10	1	3	4	6			
2007-08	Carolina	NHL	59	13	36	49	32	2	8	0	1	137	--	--	--	--	--	--	--	--
2008-09	Carolina	NHL	69	22	21	43	20	11	4	2	2	139	18	3	3	6	14			
2009-10	Carolina	NHL	60	12	28	40	26	0	1	2	1	137	--	--	--	--	--	--	--	--
	Ottawa	NHL	21	4	4	8	8	-7	1	0	1	58	6	3	5	8	0			
2010-11	Minnesota	NHL	78	12	27	39	34	-14	5	4	2	150	--	--	--	--	--	--	--	--
2011-12	Minnesota	NHL	73	14	21	35	24	-10	4	0	0	164	--	--	--	--	--	--	--	--
2012-13	Minnesota	NHL	42	7	20	27	10	9	0	0	0	79	5	0	3	3	2			
2013-14	Nashville	NHL	77	10	29	39	32	4	1	0	2	134	--	--	--	--	--	--	--	--
2014-15	Nashville	NHL	62	7	18	25	16	8	0	0	1	90	6	1	1	2	4			
NHL TOTALS			1212	219	407	626	508	-38	53	14	28	2372	74	12	29	41	38			

CAREER HIGHS

- 3** GOALS IN A GAME
LAST: (1 time), 02.22.09 vs. COL
- 4** ASSISTS IN A GAME
LAST: (1 time), 12.15.02 vs. PIT
- 4** POINTS IN A GAME
LAST: (4 times), 03.21.14 at CGY (1G-3A)

SHOTS ON GOAL

9

LAST: (2 times), 11.03.11 vs. VAN

PENALTY MINUTES

6

LAST: (2 times), 03.08.03 vs. BUF

HAT TRICKS



LAST: 02.22.09 vs. COL (3G)

- 4** GOAL STREAK
LAST: 10.22.05-10.28.05 (5)
- 8** ASSIST STREAK
LAST: 10.22.07-11.8.07 (11)
- 8** POINT STREAK
LAST: 10.22.07-11.8.07 (1G-11A)

BRIAN DUMOULIN

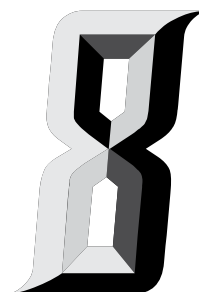
D

CAREER STATISTICS

PRONOUNCED DOO-moh-lihn, BRIGH-uhn

SIGNED THROUGH 2016-17 SEASON

DOB 9/6/91 BIRTHPLACE Biddeford, ME



SHOOTS Left	HT 6-4	WT 207
----------------	-----------	-----------

ACQUIRED

From Carolina with Brandon Sutter and a 2012 1st-round draft pick for Jordan Staal on June 22, 2012.

LEADING THE WAY

Led all Wilkes-Barre/Scranton defensemen in points with 33 and in assists with 29 in 62 games in 2014-15. Also finished 2nd on team and 4th in entire AHL with a plus-25. Topped all WBS blueliners with 73 games played and 18 assists while ranking 2nd in goals (6) and points (24) during the 2012-13 season.

NHL STATUS

Appeared in 8 games for Pittsburgh in 2014-15 season. Scored his 1st NHL goal Dec. 15, 2014 vs. Tampa Bay. WBS teammate and fellow callup Bryan Rust also scored his 1st career NHL goal in the same game.

12.14.13

Appeared in his 1st career NHL game with Pittsburgh at Detroit. Tallied 1st career point (assist) Dec. 16, 2013 vs. Toronto during a 6-game stint with the Penguins.

WIN, REPEAT

2-time NCAA National Champion with Boston College (2010, '12). Selected to the All-Tournament Team during both the 2010 and 2012 Frozen Fours.

RED, WHITE AND BLUE

Won a bronze medal with Team USA at the 2011 World Junior Championship in Buffalo, NY.



BEST OF THE BEST

Finalist for the Hobey Baker Award as the nation's top college hockey player in 2011-12.

BEST D-MAN

2-time winner of Hockey East's Best Defensive Defenseman Award and Bob Monahan Award as the best defenseman in New England (2010-11, '11-12).

YEAR	TEAM	LEAGUE	REGULAR SEASON											PLAYOFFS					
			GP	G	A	PTS	PIM	+/-	PP	SH	GW	S	GP	G	A	PTS	PIM		
2009-10	Boston College	HE	42	1	21	22	16	40	--	--	--	--	--	--	--	--	--	--	--
2010-11	Boston College	HE	37	3	30	33	6	23	--	--	--	--	--	--	--	--	--	--	--
	United States	WJC	6	0	2	2	2	4	--	--	--	--	--	--	--	--	--	--	--
2011-12	Boston College	HE	44	7	21	28	26	27	--	--	--	--	--	--	--	--	--	--	--
2012-13	Wilkes-Barre	AHL	73	6	18	24	18	-11	4	0	--	93	15	2	6	8	6		
2013-14	PITTSBURGH	NHL	6	0	1	1	4	1	0	0	0	3	--	--	--	--	--	--	--
	Wilkes-Barre	AHL	53	5	16	21	21	2	3	0	0	78	17	3	9	12	22		
2014-15	PITTSBURGH	NHL	8	1	0	1	2	0	0	0	0	4	5	0	0	0	0	0	0
	Wilkes-Barre	AHL	62	4	29	33	18	25	1	0	--	94	6	0	3	3	0		
PIT/NHL TOTALS			14	1	1	2	6	1	0	0	0	7	5	0	0	0	0		

CAREER HIGHS

- 1** GOALS IN A GAME
LAST: (1 time), 12.15.14 vs. TBL
- 1** ASSISTS IN A GAME
LAST: (1 time), 12.16.13 vs. TOR
- 1** POINTS IN A GAME
LAST: (2 times), 12.15.14 vs. TBL (1G)

SHOTS ON GOAL

3

LAST: (1 time), 12.06.14 vs. OTT

PENALTY MINUTES

2

LAST: (3 times), 12.23.14 at TBL

0 GOAL STREAK
LAST: N/A

0 ASSIST STREAK
LAST: N/A

0 POINT STREAK
LAST: N/A

PASCAL DUPUIS

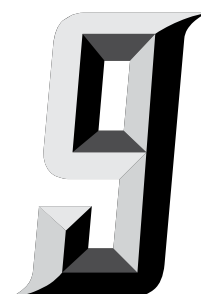
RW

CAREER STATISTICS

PRONOUNCED doo-PWEE, pas-KAL

SIGNED THROUGH 2016-17 SEASON

DOB 4/7/79 BIRTHPLACE Laval, Quebec




SHOOTS
Left

HT
6-1

WT
205

ACQUIRED

From Atlanta with Marian Hossa for Colby Armstrong, Erik Christensen, Angelo Esposito and a 2008 1st-round pick on Feb. 26, 2008.



BLOOD CLOT

Scored 2 goals and recorded 8 shots in a 2-1 win at Toronto on Nov. 14, 2014. Three days later he was diagnosed with a blood clot in his lung that traveled from his leg and missed the remainder of the regular season. Dupuis also had a blood clot in Jan. 2014 after suffering a torn ligament in his knee.

PK SPECIALIST

Key member of the Penguins' successful PK unit, which ranked in the NHL's top-5 on 3 occasions (1st, 86.1%, 2010-11; 3rd, 87.8%, '11-12; 5th, 85%, '13-14). Pittsburgh finished with the NHL's top-ranked penalty kill for the 1st time in franchise history in 2010-11 while setting a franchise-high 87.8% success rate in 2011-12.

30

Recorded 30 points 5 times in his career (2002-03, '09-10, '10-11, '11-12, '12-13).

16

Games played during the 2014-15 campaign. Season cut short due to a diagnosed blood clot.

14

NHL seasons with Minnesota, NY Rangers, Atlanta and Pittsburgh.

CAREER HIGHS

Enjoyed best NHL season of his career in 2011-12, posting new career highs in goals (25), assists (34), points (59), game-winning goals (8) and shots (214). Followed that in 2012-13 by reaching the 20-goal mark for the 2nd-straight year (3rd overall) despite playing an abbreviated NHL season.

SCORING STREAK

Recorded an NHL-best and career-long 17-game scoring streak in 2011-12, totaling 22 points (10G-12A). His point streak is the longest in the league over the past 4 years. Recorded a point in each of the final 17 regular-season games. Streak ended due to the end of the regular season.

SELKE

The defensively responsible winger finished 7th in voting for the Selke Trophy in 2013 (best defensive forward), collecting 4 1st-place votes, tied for 4th-most. Finished the 2012-13 campaign with a NHL-best plus-31.

400

Recorded his 400th NHL point (goal) on Oct. 25, 2014 at Nashville.

YEAR	TEAM	LEAGUE	REGULAR SEASON											PLAYOFFS					
			GP	G	A	PTS	PIM	+/-	PP	SH	GW	S	GP	G	A	PTS	PIM		
1996-97	Rouyn-Noranda	QMJHL	44	9	15	24	20	--	--	--	--	--	--	--	--	--	--	--	--
1997-98	Rouyn-Noranda	QMJHL	39	9	17	26	36	--	--	--	--	--	--	--	--	--	--	--	--
	Shawinigan	QMJHL	28	7	13	20	10	--	--	--	--	--	6	2	0	2	4		
1998-99	Shawinigan	QMJHL	57	30	42	72	118	--	--	--	--	--	6	1	8	9	18		
1999-00	Shawinigan	QMJHL	61	50	55	105	99	--	--	--	--	--	13	15	7	22	4		
2000-01	Minnesota	NHL	4	1	0	1	4	0	1	0	0	8	--	--	--	--	--		
	Cleveland	IHL	70	19	24	43	37	--	--	--	--	--	4	0	0	0	0		
2001-02	Minnesota	NHL	76	15	12	27	16	-10	3	2	0	154	--	--	--	--	--		
2002-03	Minnesota	NHL	80	20	28	48	44	17	6	0	4	183	16	4	4	8	8		
2003-04	Minnesota	NHL	59	11	15	26	20	5	2	0	1	127	--	--	--	--	--		
2004-05	HC Ajoie	Swiss-2	8	5	5	10	26	--	--	--	--	--	6	6	8	14	8		
2005-06	Minnesota	NHL	67	10	16	26	40	-10	4	0	2	151	--	--	--	--	--		
2006-07	Minnesota	NHL	48	10	3	13	38	-7	2	2	0	106	--	--	--	--	--		
	NY Rangers	NHL	6	1	0	1	0	-4	0	0	0	10	--	--	--	--	--		
	Atlanta	NHL	17	3	2	5	4	-6	0	0	1	40	4	1	2	3	4		
2007-08	Atlanta	NHL	62	10	5	15	24	-4	0	3	1	111	--	--	--	--	--		
	PITTSBURGH	NHL	16	2	10	12	8	4	0	0	0	32	20	2	5	7	18		
2008-09	PITTSBURGH	NHL	71	12	16	28	30	1	0	0	2	145	16	0	0	0	8		
2009-10	PITTSBURGH	NHL	81	18	20	38	16	5	0	0	5	157	13	2	6	8	4		
2010-11	PITTSBURGH	NHL	81	17	20	37	59	16	0	4	3	171	7	1	0	1	2		
2011-12	PITTSBURGH	NHL	82	25	34	59	34	18	0	3	8	214	6	2	4	6	0		
2012-13	PITTSBURGH	NHL	48	20	18	38	26	31*	2	1	2	140	15	7	4	11	12		
2013-14	PITTSBURGH	NHL	39	7	13	20	8	6	0	0	0	97	--	--	--	--	--		
2014-15	PITTSBURGH	NHL	16	6	5	11	4	2	2	0	1	44	--	--	--	--	--		
NHL TOTALS			853	188	217	405	375	64	22	15	30	1890	97	19	25	44	56		
PITTSBURGH TOTALS			434	107	136	243	185	83	4	8	21	1000	77	14	19	33	44		

*NHL LEADER

SHOOTOUT CLINCHER

Scored game-deciding shootout goal to secure the longest shootout win in Penguins history (7 rounds) Dec. 23, 2010 at Washington.

QUICK SCORE

Scored a goal in his 1st game with Pittsburgh Feb. 28, 2008 at Boston. Has scored a goal in his 1st game with all 4 of his NHL teams (Minnesota, NY Rangers, Atlanta).

DOUBLE DIGITS

Recorded double digits in goals 11 times in NHL. Only times he failed to do so were injury-shortened seasons in 2013-14 (ACL/MCL tear) and '14-15 (blood clot).

SOMETHING TO PROVE

Broke into the NHL with Minnesota after signing as an undrafted free agent.

FAMILY MAN

He and his wife, Carole-Lyne, have 3 daughters (Maeva, Zoe and Lola) and 1 son (Cody). They reside in Blainville, Quebec during the offseason.

CAREER HIGHS

- 3 GOALS IN A GAME**
LAST: (1 time), 12.11.08 vs. NYI
- 4 ASSISTS IN A GAME**
LAST: (1 time), 03.25.04 at CHI
- 4 POINTS IN A GAME**
LAST: (2 times), 10.09.14 vs. ANA (1G-3A)

10

LAST: (1 time), 3.4.10 at NYR

15

LAST: (1 time), 2.11.11 at NYI

HAT TRICKS



LAST: 12.11.08 vs. NYI (3G)

- 4 GOAL STREAK**
LAST: 11.20.06-11.25.06 (4)
- 5 ASSIST STREAK**
LAST: 04.05.13-04.17.13 (7)
- 17 POINT STREAK**
LAST: 03.07.12-04.07.12 (10G-12A)

TIM ERIXON

D

CAREER STATISTICS

PRONOUNCED AIR-ihx-uhn, TIHM

SIGNED THROUGH 2015-16 SEASON

DOB 2/24/91 BIRTHPLACE Port Chester, NY



SHOOTS Left
HT 6-2
WT 200

ACQUIRED

From Toronto with Phil Kessel, Tyler Biggs and conditional pick for Kasperii Kapanen, Nick Spaling, Scott Harrington, 2016 3rd-round pick and conditional pick.

SWEDISH ELITE

Played 3 full seasons in the Swedish Elite League. Had career highs in points (24) and games played (48) in 2010-11. Spent 6 seasons (2005-11) with Skelleftea at various levels in Sweden.

NORDIC

Though he was born in Port Chester, New York while his father played for the NY Rangers, is a Swedish native. Represented Sweden in international play on several occasions. Won silver medals at the 2011 World Championships and 2009 World Junior Championships, bronze medals at the 2014 WC and 2010 WJC and gold at the 2007 U-18 Junior World Cup.

1st

Round selection of the 2009 NHL Draft (23rd overall) in Montreal by Calgary.

ALL STAR

Participated in 2013 AHL All-Star Classic as a member of Team East (voted to starting lineup by fans).



DNA

His father, Jan Erixon, played 10 NHL seasons with the New York Rangers from 1983-93. The left wing totaled 57 goals and 216 points in 556 career games.

PERSONAL

Favorite NHL players as a kid were Nicklas Lidstrom and Brian Leetch. Favorite TV shows are It's Always Sunny in Philadelphia and Family Guy. Favorite soccer team is Manchester United.

YEAR	TEAM	LEAGUE	REGULAR SEASON										PLAYOFFS						
			GP	G	A	PTS	PIM	+/-	PP	SH	GW	S	GP	G	A	PTS	PIM		
2005-06	Skelleftea	SWE-18	9	0	2	2	4	--	--	--	--	--	--	--	--	--	--	--	--
2006-07	Skelleftea	SWE-18	8	2	2	4	20	--	--	--	--	--	--	--	--	--	--	--	--
	Skelleftea	SWE-Jr.	8	0	2	2	2	--	--	--	--	--	2	0	0	0	0	4	
2007-08	Skelleftea	SWE-18	4	0	1	1	10	--	--	--	--	--	--	--	--	--	--	--	
	Skelleftea	SWE-Jr.	28	3	11	14	78	--	--	--	--	--	1	0	1	1	4		
	Skelleftea	SWE	2	0	0	0	0	--	--	--	--	--	--	--	--	--	--		
2008-09	Skelleftea	SWE-18	1	0	2	2	10	--	--	--	--	--	5	1	5	6	14		
	Skelleftea	SWE-Jr.	9	2	12	14	10	--	--	--	--	--	5	1	2	3	4		
	IF Malmo	SWE-2	3	0	2	2	0	--	--	--	--	--	--	--	--	--	--		
	Skelleftea	SWE	45	2	5	7	12	--	--	--	--	--	9	0	0	0	4		
	Sweden	WJC	5	0	0	0	0	--	--	--	--	--	--	--	--	--	--		
	Sweden	WJ-18	6	3	6	9	12	--	--	--	--	--	--	--	--	--	--		
2009-10	Skelleftea	SWE	45	7	6	13	44	--	--	--	--	--	12	1	0	1	8		
	Sweden	WJC	5	1	2	3	10	--	--	--	--	--	--	--	--	--	--		
2010-11	Skelleftea	SWE	48	5	19	24	40	--	--	--	--	--	18	3	5	8	12		
	Sweden	WJC	6	1	2	3	0	2	0	0	0	--	--	--	--	--	--		
	Sweden	WC	9	0	1	1	2	2	0	0	0	--	--	--	--	--	--		
2011-12	NY Rangers	NHL	18	0	2	2	8	-2	0	0	0	9	--	--	--	--	--		
	Connecticut	AHL	52	3	30	33	42	5	3	0	0	97	9	0	4	4	8		
2012-13	Columbus	NHL	31	0	5	5	14	4	0	0	0	21	--	--	--	--	--		
	Springfield	AHL	40	5	24	29	38	9	2	0	2	80	--	--	--	--	--		
2013-14	Columbus	NHL	2	0	0	0	2	2	0	0	0	1	--	--	--	--	--		
	Springfield	AHL	40	5	33	38	16	-4	3	0	0	96	5	1	1	2	4		
	Sweden	WC	10	0	2	2	10	2	0	0	0	10	--	--	--	--	--		
2014-15	Columbus	NHL	19	1	5	6	4	-3	1	0	0	20	--	--	--	--	--		
	Chicago	NHL	8	0	0	0	4	1	0	0	0	6	--	--	--	--	--		
	Toronto	NHL	15	1	0	1	6	-5	0	0	0	10	--	--	--	--	--		
NHL TOTALS			93	2	12	14	38	-3	1	0	0	67	--	--	--	--	--		

CAREER HIGHS

- 1** GOALS IN A GAME
LAST: (2 times), 03.21.15 at OTT
- 2** ASSISTS IN A GAME
LAST: (2 time), 11.14.14 at PHI
- 2** POINTS IN A GAME
LAST: (2 times), 11.14.14 at PHI (2A)

SHOTS ON GOAL

4

LAST: (2 times), 10.09.14 at BUF

PENALTY MINUTES

4

LAST: (2 times), 02.16.13 at ARI

GOAL STREAK

LAST: N/A

ASSIST STREAK

LAST: 03.03.13-03.05.13 (2)

POINT STREAK

LAST: 03.03.13-03.05.13 (2A)

BOBBY FARNHAM

RW

CAREER STATISTICS

PRONOUNCED FAHRN-uhm, BAW-bee

SIGNED THROUGH 2015-16 SEASON

DOB 1/21/89 BIRTHPLACE North Andover, MA

24

SHOOTS
Left

HT
5-10

WT
188

ACQUIRED
Signed as a free agent on July 5, 2013.

IVY LEAGUER

Played 4 seasons of college hockey at Brown University from 2008-12. Totaled 54 points (23G-31A) and 128 penalty minutes in 129 career contests. Graduated with a degree in Commerce, Organizations and Entrepreneurship.

1 OF 6

Players to make their NHL debut during the 2014-15 season along with Scott Wilson, Bryan Rust, Scott Harrington, Dominik Uher and Derrick Pouliot.

274 Penalty minutes collected in his 1st season with Wilkes-Barre/Scranton in 2012-13, which ranked 3rd in the AHL.

NHL DEBUT

Made his NHL debut with Pittsburgh on Dec. 13 at Columbus. Played in 11 total games with the Penguins in 2014-15, collecting 24 penalty minutes.

TURNING PRO

Made his professional debut at the tail end of the 2011-12 campaign, suiting up for a total of 6 games with the Providence Bruins and Worcester Sharks of the American Hockey League.

RUNS IN THE FAMILY

Was the 5th member of his family to attend Brown University and the 1st to suit up for the hockey team, as his father Bob, uncles Mark and Paul and cousin Buddy all played football for the Bears. All 5 Farnham men wore number 46 during their playing careers. Farnham's dad, who was a receiver, played in the Canadian Football League with the Toronto Argonauts.



TRIPLE DIGITS

Has recorded at least 166 penalty minutes in each of his 3 full American Hockey League seasons with Wilkes-Barre/Scranton from 2012-15.

NOT JUST A PRETTY FACE

Was named to the ECAC All-Academic Team his freshman year in 2008-09.

YEAR	TEAM	LEAGUE	REGULAR SEASON										PLAYOFFS						
			GP	G	A	PTS	PIM	+/-	PP	SH	GW	S	GP	G	A	PTS	PIM		
2008-09	Brown	ECAC	31	4	3	7	24	--	--	--	--	--	--	--	--	--	--	--	--
2009-10	Brown	ECAC	36	3	8	11	14	--	--	--	--	--	--	--	--	--	--	--	--
2010-11	Brown	ECAC	31	8	7	15	39	--	--	--	--	--	--	--	--	--	--	--	--
2011-12	Brown	ECAC	31	8	13	21	51	--	--	--	--	--	--	--	--	--	--	--	--
	Providence	AHL	3	0	0	0	4	-2	0	0	0	2	--	--	--	--	--	--	--
	Worcester	AHL	3	0	0	0	2	-1	0	0	0	7	--	--	--	--	--	--	--
2012-13	Wilkes-Barre	AHL	65	3	8	11	274	1	0	0	0	84	6	0	0	0	0	4	
	Wheeling	ECHL	9	3	1	4	46	-2	1	0	--	24	--	--	--	--	--	--	--
2013-14	Wilkes-Barre	AHL	64	7	7	14	166	-2	0	1	1	70	12	0	0	0	0	30	
2014-15	PITTSBURGH	NHL	11	0	0	0	24	0	0	0	0	6	--	--	--	--	--	--	--
	Wilkes-Barre	AHL	58	6	6	12	214	3	0	0	--	81	8	0	0	0	0	14	
NHL TOTALS			11	0	0	0	24	0	0	0	0	6	--	--	--	--	--	--	--

CAREER HIGHS

0 GOALS IN A GAME
LAST: N/A

0 ASSISTS IN A GAME
LAST: N/A

0 POINTS IN A GAME
LAST: N/A

SHOTS ON GOAL

3

LAST: (1 time), 12.27.14 vs. WSH

PENALTY MINUTES

5

LAST: (4 times), 01.20.15 at PHI

0 GOAL STREAK
LAST: N/A

0 ASSIST STREAK
LAST: N/A

0 POINT STREAK
LAST: N/A

ERIC FEHR

PRONOUNCED FAIR, AIR-ihk

SIGNED THROUGH 2017-18 SEASON

DOB 9/7/85 BIRTHPLACE Winkler, MB

16

SHOOTS Right	HT 6-4	WT 212
------------------------	------------------	------------------

ACQUIRED
Signed as an unrestricted free agent on July 28, 2015.

1:23

Career-high average of shorthanded time-on-ice per game last season. Worked for a Washington penalty kill unit that boasted an 81.2% success rate.

19 Goals scored last season with Washington, the 2nd-highest total of his career. Posted 21 goals in the 2009-10 season. Has hit double digits in goals 5 times in his career.

KING CALDER

Was a key member of the 2005-06 Hershey Bears squad that won the Calder Cup. Has been a part of 7 playoff teams in his 10 seasons since turning professional.

14

Points in 24 games against Pittsburgh in his career. Scored 2 goals in the 2011 Winter Classic at Heinz Field on Jan. 1, 2011 in a 3-1 Washington victory. Has 8 points (5G-3A) in last 13 games in Pittsburgh.

CONNECTING DOTS

Won career-high 52 percent of his faceoffs in 2014-15 with Washington.

4 Career-high game-winning goals in 2014-15, topping previous mark of 3 in 2009-10.

UNDER THE KNIFE

Underwent offseason elbow surgery on June 3, 2015. Faces a recovery time of 4-6 months.



1st

Round pick (18th overall) in the 2003 NHL Draft by Washington. Played all but 1 season of his career as a Capital entering 2015-16.

FROM SEA TO SHINING SEA

Named Western Hockey League Player of the Year in 2004-05. Played 4 seasons with Brandon of the WHL, totaling 146 goals and 277 points in 279 contests. In 2004-05, led the league in goals (59) and points (111). He also led all league players with 32 postseason points (16G-16A) in 24 playoff games that season.

CAREER STATISTICS

YEAR	TEAM	LEAGUE	REGULAR SEASON										PLAYOFFS						
			GP	G	A	PTS	PIM	+/-	PP	SH	GW	S	GP	G	A	PTS	PIM		
2000-01	Pembina Valley	MMHL	36	45	13	58	30	--	--	--	--	--	--	--	--	--	--	--	--
	Brandon	WHL	4	0	0	0	0	--	--	--	--	--	--	--	--	--	--	--	--
2001-02	Brandon	WHL	63	11	16	27	29	--	--	--	--	--	12	1	1	2	0		
2002-03	Brandon	WHL	70	26	29	55	76	17	10	1	--	--	17	4	8	12	26		
2003-04	Brandon	WHL	71	50	34	84	129	23	23	5	--	--	7	5	0	5	16		
2004-05	Brandon	WHL	71	59	52	111	91	26	31	2	--	--	24	16	16	32	47		
2005-06	Washington	NHL	11	0	0	0	2	0	0	0	0	10	--	--	--	--	--		
	Hershey	AHL	70	25	28	53	70	-12	14	0	3	--	19	8	3	11	8		
2006-07	Washington	NHL	14	2	1	3	8	3	0	0	1	25	--	--	--	--	--		
	Hershey	AHL	40	22	19	41	63	20	7	2	5	--	--	--	--	--	--		
2007-08	Washington	NHL	23	1	5	6	6	4	0	0	0	40	5	1	0	1	0		
	Hershey	AHL	11	3	4	7	4	-1	4	2	0	--	2	1	3	4	2		
2008-09	Washington	NHL	61	12	13	25	22	8	1	0	2	134	9	0	0	0	0		
2009-10	Washington	NHL	69	21	18	39	24	18	3	0	3	145	7	3	1	4	4		
2010-11	Washington	NHL	52	10	10	20	16	0	3	0	1	120	5	1	0	1	0		
2011-12	Winnipeg	NHL	35	2	1	3	12	-6	0	0	1	54	--	--	--	--	--		
2012-13	Washington	NHL	41	9	8	17	10	14	2	1	2	72	7	0	0	0	2		
	Hameenlinna	FIN	21	13	12	25	22	--	--	--	--	--	--	--	--	--	--		
2013-14	Washington	NHL	73	13	18	31	32	0	0	0	2	137	--	--	--	--	--		
2014-15	Washington	NHL	75	19	14	33	20	8	1	1	4	142	4	0	0	0	2		
NHL TOTALS			454	89	88	177	152	49	10	2	16	879	37	5	1	6	12		

CAREER HIGHS

2 GOALS IN A GAME
LAST: (7 times), 01.07.15 at TOR

3 ASSISTS IN A GAME
LAST: (1 time), 03.03.08 vs. BOS

3 POINTS IN A GAME
LAST: (4 times), 01.07.15 at TOR (2G-1A)

SHOTS ON GOAL
7
LAST: (1 time), 12.19.10 at OTT

PENALTY MINUTES
6
LAST: (1 time), 12.17.13 at PHI

3 GOAL STREAK
LAST: 12.27.14-01.01.15 (4)

3 ASSIST STREAK
LAST: 11.30.09-12.05.09 (4)

7 POINT STREAK
LAST: 11.23.09-12.07.09 (5G-5A)

MARC-ANDRE FLEURY

G

PRONOUNCED fluh-REE, MAHRK-AWN-dray

SIGNED THROUGH 2018-19 SEASON

DOB 11/23/84 BIRTHPLACE Sorel, QC

29

CATCH	HT	WT
Left	6-2	180

ACQUIRED
Drafted by Penguins in the 1st round (1st overall) of the 2003 NHL Draft.

FRANCHISE GOALIE

Owens the Penguins franchise records for wins (322), shutouts (38) and playoff shutouts (8).

BACK-TO-BACK

Led the Penguins to consecutive Stanley Cup Final appearances in 2008 and '09, winning 30 postseason games over that span.

WIN TOTALS

Recorded 2nd (42, 2011-12), 3rd (40, '06-07) and 4th (39, '13-14) most single-season win totals in team history (43, Tom Barrasso, 1992-93).

52 Number of postseason wins since 2007-08, the most of all active NHL goalies. His 93 playoff games played are also the most over that span.

.656 Fleury's regular-season winning percentage over past 6 years with 211 wins in 360 games, the NHL's 2nd-winningest regular-season netminder over that span (Ben Bishop, .658).



34

Minimum number of wins Fleury has posted in 7 of the past 9 seasons. Only years he didn't were in '07-08, when he was limited to just 35 games due to a high ankle sprain, and in '12-13, when NHL played a limited 48-game season.

CAREER STATISTICS

YEAR	TEAM	LEAGUE	REGULAR SEASON							PLAYOFFS							
			GP	W	L	OTL	MIN	GA	SO	GAA	GP	W-L	MIN	GA	SO	GAA	
1999-00	Char-Lem.	QAAA	15	4	9	0	780	36	1	2.77	--	--	--	--	--	--	--
2000-01	Cape Breton	QMJHL	35	12	13	2	1705	115	0	4.05	2	0-1	32	4	0	7.50	
2001-02	Cape Breton	QMJHL	55	26	14	8	3043	141	2	2.78	16	9-7	1003	55	0	3.29	
2002-03	Cape Breton	QMJHL	51	17	24	6	2889	162	2	3.36	4	0-4	228	17	0	4.47	
	Canada	WJC	5	4	1	0	267	7	1	1.57	--	--	--	--	--	--	
2003-04	PITTSBURGH	NHL	21	4	14	2**	1154	70	1	3.64	--	--	--	--	--	--	
	Canada	WJC	5	4	1	0	299	9	1	1.81	--	--	--	--	--	--	
	Cape Breton	QMJHL	10	8	1	1	606	20	0	1.98	4	1-3	251	13	0	3.10	
	Wilkes-Barre	AHL	--	--	--	--	--	--	--	--	2	0-1	92	6	0	3.90	
2004-05	Wilkes-Barre	AHL	54	26	19	4	3029	127	5	2.52	4	0-2	151	11	0	4.36	
2005-06	PITTSBURGH	NHL	50	13	27	6	2809	152	1	3.25	--	--	--	--	--	--	
	Wilkes-Barre	AHL	12	10	2	0	727	19	0	1.57	5	2-3	311	18	0	3.48	
2006-07	PITTSBURGH	NHL	67	40	16	9	3905	184	5	2.83	5	1-4	287	18	0	3.76	
2007-08	PITTSBURGH	NHL	35	19	10	2	1857	72	4	2.33	20	14-6	1251	41	3	1.97	
	Wilkes-Barre	AHL	5	3	2	0	297	7	0	1.42	--	--	--	--	--	--	
2008-09	PITTSBURGH	NHL	62	35	18	7	3641	162	4	2.67	24	16-8	1447	63	0	2.61	
2009-10	PITTSBURGH	NHL	67	37	21	6	3798	168	1	2.65	13	7-6	798	37	1	2.78	
	Canada	Olympics	--	--	--	--	--	--	--	--	--	--	--	--	--	--	
2010-11	PITTSBURGH	NHL	65	36	20	5	3695	143	3	2.32	7	3-4	405	17	1	2.52	
2011-12	PITTSBURGH	NHL	67	42	17	4	3896	153	3	2.36	6	2-4	337	26	0	4.63	
2012-13	PITTSBURGH	NHL	33	23	8	0	1858	74	1	2.39	5	2-2	290	17	1	3.52	
2013-14	PITTSBURGH	NHL	64	39	18	5	3792	150	5	2.37	13	7-6	378	32	2	2.40	
2014-15	PITTSBURGH	NHL	64	34	20	9	3776	146	10*	2.32	5	1-4	312	11	0	2.12	
PIT/NHL TOTALS			595	322	189	55	34183	1474	38	2.59	98	53-44	2783	262	8	2.65	

*NHL LEADER **DENOTES TIES

300

Recorded his 300th career NHL win Nov. 24, 2014 at Boston (27 saves). Became 31st goalie in history to reach the milestone. Fleury became the 3rd-fastest goalie (547 games: Jacques Plante, 521; Andy Moog, 543) and 3rd-youngest at 29 years, 361 days (Martin Brodeur; Terry Sawchuk) to reach the 300-win mark.

10

Set career and franchise high with 10 shutouts during the 2014-15 season. His 10 blankings were the most in the NHL. Posted back-to-back shutouts on 2 occasions (Oct. 30 vs. Los Angeles and Nov. 1 vs. Buffalo; Feb. 4 at Edmonton and Feb. 6 at Calgary).

165:06

Set a new career-long shutout streak of 165:06 minutes (over 8 straight periods) in the 2014-15 season. Streak began at the 8:20 mark of the 3rd period Feb. 1 against Nashville and was ended by Detroit's Stephen Weiss at 13:26 of the 3rd period on Feb. 11.

CAREER HIGHS

*FRANCHISE RECORD

SHOTS FACED

51

LAST: 1.28.06 at NYR

SAVES

47

LAST: 10.11.08 vs. NJD

SHUTOUTS

38*

LAST: 04.11.15 at BUF (28)

WIN STREAK

11

11.17.10 - 12.11.10

SHUTOUT STREAK

165:06

02.01.15 - 02.11.15

THE PUCK STOPS HERE

Came up with many clutch stops throughout the playoffs when the Penguins won the Stanley Cup championship in 2009, most notably the Cup-winning save at the buzzer against Detroit's Nicklas Lidstrom in Game 7 of the Final.

2-TIME

NHL All-Star in (2011, '15). In 2011, received 426,305 votes from fan balloting, which led all goaltenders.

O, CANADA

The Quebec native has represented his country numerous times in his career. He earned a gold medal as a member of Team Canada at the 2010 Winter Olympic Games. He also played for Team Canada in the 2003 and '04 World Junior Championships, earning two silver medals.

TEAM MVP

Twice earned MVP honors (2010-11, 2014-15). Named MVP in 2014-15 after his best pro season, leading the NHL (tied) with 10 shutouts and posting his 7th 30-win season. Also earned MVP in 2010-11, when he produced a Hart Trophy-caliber season with 36 wins, carrying an injury-riddled team missing both Sidney Crosby and Evgeni Malkin (350 total man-games lost).

GOOD FRIENDS

Fleury likes to thank his posts and crossbar whenever an opponent's shot (or deflection) clangs off one of them by giving them pats of appreciation. "They're good friends," Fleury once joked.

FLOWER

Fleury's nickname is derived from the English translation of his last name.

HOME SWEET HOME

Fleury is 57-21-7 in his last 85 home decisions. He posted a 10-game home winning streak from Nov. 15, 2013 to Jan. 15, 2014 (2.23 GAA, .930 save percentage).

WIN STREAK

Recorded an 11-game winning streak from Nov. 17 to Dec. 11, 2010. Tied career high with a 14-game unbeaten streak (13-0-1) from Nov. 12 to Dec. 11, 2010.

NO. 1

Became just the 2nd goalie in NHL history (Rick DiPietro) to be drafted 1st overall when the Penguins took him with the top pick in 2003.

DADDY'S LITTLE GIRLS

Fleury and his wife Veronique have 2 daughters: Estelle and Scarlett.

FLEURY

MARC-ANDRE

NHL ALL-STAR

6 SEASONS OF 35 OR MORE WINS

322 FRANCHISE RECORD CAREER WINS

38 FRANCHISE RECORD CAREER SHUTOUTS

10 SHUTOUTS IN 2014.15

MOST IN THE NHL

595 GAMES PLAYED ALL WITH PITTSBURGH

DRAFTED NO. 1 OVERALL IN 2003

2ND GOALIE IN NHL HISTORY DRAFTED NO. 1

2015 TEAM MVP

46 SAVES IN NHL DEBUT

OCT. 10, 2003 VS. LOS ANGELES, INCLUDING A PENALTY SHOT

1



STANLEY CUP 2009

1



OLYMPIC GOLD 2010

145:30 FRANCHISE RECORD PLAYOFF SHUTOUT STREAK



PATRIC HORNQVIST

RW

CAREER STATISTICS

PRONOUNCED HOHRN-kvihst, PAT-rihk

SIGNED THROUGH 2017-18 SEASON

DOB 1/1/87 BIRTHPLACE Sollentuna, Sweden

72

SHOOTS Right	HT 5-11	WT 189
------------------------	-------------------	------------------

ACQUIRED
From Nashville with Nick Spaling for James Neal on June 27, 2014.

5

Number of times Hornqvist has scored at least 20 goals in his 7 NHL seasons.

FROM FIRST TO LAST

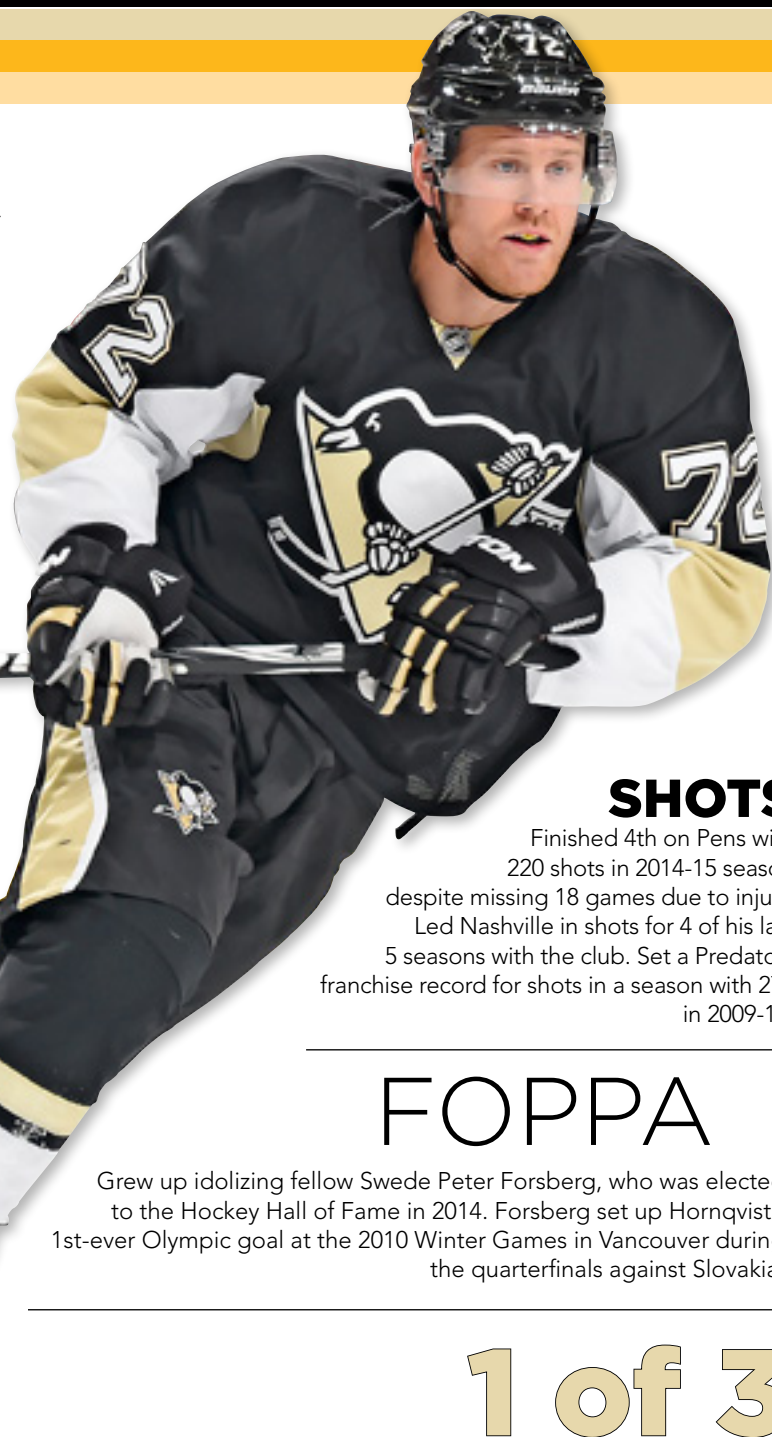
The Penguins now have the 1st and last picks of the 2005 NHL Draft on their roster. Sidney Crosby was taken by Pittsburgh in the 1st round (1st overall) that year, while Hornqvist was selected by Nashville in the 7th round (230th overall).

NET-FRONT

Important member of the Penguins' power play. Ranked 4th on the team in average PP time (3:18). Led Nashville forwards in PP minutes per game for 3 of his last 4 seasons with Predators (and ranked 2nd in '13-14).

.80

Average points per game with Pens in 2014-15. Recorded a .60 points-per-game average during career in Nashville from 2008-14.



SHOTS

Finished 4th on Pens with 220 shots in 2014-15 season despite missing 18 games due to injury. Led Nashville in shots for 4 of his last 5 seasons with the club. Set a Predators franchise record for shots in a season with 275 in 2009-10.

FOPPA

Grew up idolizing fellow Swede Peter Forsberg, who was elected to the Hockey Hall of Fame in 2014. Forsberg set up Hornqvist's 1st-ever Olympic goal at the 2010 Winter Games in Vancouver during the quarterfinals against Slovakia.

1 of 3

Players selected with the final pick in the NHL Draft (modern era, since 1969) to play at least 100 NHL games and record at least 150 points (Jonathan Ericsson, Kim Johnsson).

YEAR	TEAM	LEAGUE	REGULAR SEASON										PLAYOFFS						
			GP	G	A	PTS	PIM	+/-	PP	SH	GW	S	GP	G	A	PTS	PIM		
2003-04	Vasby IK	SWE-JR	10	7	10	17	30	--	--	--	--	--	--	--	--	--	--	--	--
	Vasby IK	SWE-3	32	8	5	13	26	--	--	--	--	--	--	--	--	--	--	--	--
2004-05	Vasby IK	SWE-3	28	12	12	24	36	--	--	--	--	--	--	--	--	--	--	--	--
	Djurgardens IF	SWE-JR	5	3	0	3	2	--	--	--	--	--	--	--	--	--	--	--	--
2005-06	Djurgardens IF	SWE-JR	4	2	1	3	2	--	--	--	--	--	4	1	2	3	2		
	Djurgardens IF	SWE	47	5	2	7	36	--	--	--	--	--	--	--	--	--	--	--	--
2006-07	Djurgardens IF	SWE	49	23	11	34	38	--	--	--	--	--	--	--	--	--	--	--	--
	Sweden	WJC	7	1	2	3	4	--	--	--	--	--	--	--	--	--	--	--	--
	Djurgardens IF	SWE-JR	--	--	--	--	--	--	--	--	--	--	7	2	5	7	14		
	Sweden	WC	9	2	4	6	6	--	--	--	--	--	--	--	--	--	--	--	--
2007-08	Djurgardens IF	SWE	53	18	12	30	58	--	--	--	--	--	5	0	1	1	6		
	Sweden	WC	9	6	0	6	12	--	--	--	--	--	--	--	--	--	--	--	--
2008-09	Nashville	NHL	28	2	5	7	16	-3	0	0	0	54	--	--	--	--	--	--	--
	Milwaukee	AHL	49	17	18	35	44	-3	8	0	3	--	11	4	4	8	6		
2009-10	Nashville	NHL	80	30	21	51	40	18	10	0	8	275	2	0	1	1	4		
	Sweden	Olympics	4	1	0	1	4	--	--	--	--	--	--	--	--	--	--	--	--
2010-11	Nashville	NHL	79	21	27	48	47	11	6	0	5	265	12	2	1	3	6		
2011-12	Nashville	NHL	76	27	16	43	28	9	8	0	3	230	10	1	3	4	2		
	Sweden	WC	3	0	0	0	0	0	0	0	0	--	--	--	--	--	--	--	--
2012-13	Nashville	NHL	24	4	10	14	14	-1	4	0	1	87	--	--	--	--	--	--	--
	HC Red Ice	SWISS-2	9	7	7	14	8	--	--	--	--	--	--	--	--	--	--	--	--
	Djurgardens IF	SWE-2	10	2	3	5	6	--	--	--	--	--	--	--	--	--	--	--	--
2013-14	Nashville	NHL	76	22	31	53	28	1	7	0	6	248	--	--	--	--	--	--	--
2014-15	PITTSBURGH	NHL	64	25	26	51	38	12	6	0	4	220	5	2	1	3	2		
NHL TOTALS			427	131	136	267	211	47	41	0	27	1379	29	5	6	11	14		
PITTSBURGH TOTALS			64	25	26	51	38	12	6	0	4	220	5	2	1	3	2		

50

Hit the 50-point mark for the 2nd consecutive season in 2014-15. Has collected at least 40 points in 5 of the past 6 seasons.

MR. CLUTCH

Tied Nashville's franchise record and tied for 2nd in the NHL with 8 game-winning goals in 2009-10. Overall, he led the Predators in game-winning goals for 3 of his 6 seasons (8, 2009-10; 5, '10-11; 6, 13-14).

ROOK

Named Rookie of the Year in the Swedish Elite League in '06-07 with Djurgarden after leading junior players with 23 goals.

5

Game assist streak from Nov. 15-24, 2014, totaling 5 helpers. The 5-game streak marked a new career-long stretch.

CAREER HIGHS

- 2** GOALS IN A GAME
LAST: (18 times), 03.06.15 at ANA
- 3** ASSISTS IN A GAME
LAST: (4 times), 11.02.13 at LAK
- 3** POINTS IN A GAME
LAST: (16 times), 02.22.15 vs. FLA (2G-1A)

SHOTS ON GOAL

14

LAST: (1 time), 12.28.10 vs. DAL

PENALTY MINUTES

15

LAST: (1 time), 03.17.11 vs. BOS

6 GOAL STREAK
LAST: 10.27.11-11.08.11 (7)

5 ASSIST STREAK
LAST: 11.15.14-11.24.14 (5)

7 POINT STREAK
LAST: 03.21.14-04.05.14 (7G-7A)

PHIL KESSEL

PRONOUNCED KEH-suhl, FIHL

SIGNED THROUGH 2021-22 SEASON

DOB 10/2/87 BIRTHPLACE Madison, WI

RW

CAREER STATISTICS

81

SHOOTS Right
HT 6-0
WT 202

ACQUIRED

From Toronto with Tyler Biggs, Tim Erixon and conditional pick for Kasperii Kapanen, Nick Spaling, Scott Harrington, 2016 3rd-round pick and conditional pick on July 1, 2015.

MASTERTON

Winner of the NHL's Bill Masterton Award in 2007, given to the "player that best exemplifies the qualities of perseverance, sportsmanship and dedication to the game of hockey" after overcoming a bout with testicular cancer.

151 Goals in the last 5 years, tied for 4th most in the NHL (Alex Ovechkin, 206; Steven Stamkos, 202; Corey Perry, 178).

275

Points since the 2011-12 season (119G-156A), ranking 6th-most in the NHL. His 339 points over the past 5 seasons ranks 8th in the league, giving the Pens the only team with 3 players in the top 15 during that span (Sidney Crosby, 5th-t, 347; Evgeni Malkin, 15th, 321).

5

Time 30-goal scorer. Career-high 37 in 2013-14. His 236 goals since 2007-08 season are the most by an American-born player in the NHL.

AMERICA
Has represented his country in several international tournaments, including Winter Olympics (2010, '14), World Championship (2006, '07, '08), World Junior Championship (2005, '06) and World U-18 Championship (2004, '05). The Madison, Wisconsin native played 2 seasons for the US National Development Program in Ann Arbor, Michigan from 2003-05.

446

Consecutive games played entering the 2015-16 season. Hasn't missed a game since the first 12 contests of the 2009-10 season following shoulder surgery. Played every game in a single season 6 times in his career.

OLYMPIAN

Twice represented USA in Olympic action in 2010 and '14. Won silver medal in '10, losing heartbreaking overtime contest in Gold Medal Game to Canada. Led Team USA and all Olympians with 5 goals and 8 points in '14 Games in Sochi, Russia.

3

Time selection to NHL All-Star Game (2011, '12, '15).

YEAR	TEAM	LEAGUE	REGULAR SEASON										PLAYOFFS						
			GP	G	A	PTS	PIM	+/-	PP	SH	GW	S	GP	G	A	PTS	PIM		
2003-04	USNTDP	U-17	32	31	18	49	8	--	--	--	--	--	--	--	--	--	--	--	--
	USNTDP	NAHL	30	21	12	33	18	--	--	--	--	--	--	--	--	--	--	--	--
2004-05	United States	WJ-18	6	7	3	10	6	--	--	--	--	--	--	--	--	--	--	--	--
	USNTDP	U-18	31	41	32	73	16	--	--	--	--	--	--	--	--	--	--	--	--
	USNTDP	NAHL	14	11	14	25	21	0	5	0	2	--	--	--	--	--	--	--	--
2005-06	United States	WJ-18	6	9	7	16	2	--	--	--	--	--	--	--	--	--	--	--	--
	United States	WJC	7	4	2	6	2	-1	--	--	--	--	--	--	--	--	--	--	--
	United States	WJC	7	1	10	11	2	0	--	--	--	--	--	--	--	--	--	--	--
2006-07	Minnesota	WCHA	39	18	33	51	28	--	--	--	--	--	--	--	--	--	--	--	--
	United States	WC	7	1	1	2	2	--	--	--	--	--	--	--	--	--	--	--	--
	United States	WJC	7	1	10	11	2	0	--	--	--	--	--	--	--	--	--	--	--
2007-08	Boston	NHL	70	11	18	29	12	-12	1	0	0	170	--	--	--	--	--	--	--
	Providence	AHL	2	1	0	1	2	0	0	0	0	--	--	--	--	--	--	--	--
2007-08	United States	WC	7	2	5	7	6	--	--	--	--	--	--	--	--	--	--	--	--
	Boston	NHL	82	19	18	37	28	-6	5	0	3	213	4	3	1	4	2	--	--
2008-09	United States	WC	7	6	4	10	6	--	--	--	--	--	--	--	--	--	--	--	--
	Boston	NHL	70	36	24	60	16	23	8	0	6	232	11	6	5	11	4	--	--
2009-10	Toronto	NHL	70	30	25	55	21	-8	8	0	5	297	--	--	--	--	--	--	--
	United States	Olympics	6	1	1	2	0	--	--	--	--	--	--	--	--	--	--	--	--
2010-11	Toronto	NHL	82	32	32	64	24	-20	12	1	6	325	--	--	--	--	--	--	--
2011-12	Toronto	NHL	82	37	45	82	20	-10	10	0	6	295	--	--	--	--	--	--	--
2012-13	Toronto	NHL	48	20	32	52	18	-3	6	0	4	161	7	4	2	6	2	--	--
2013-14	Toronto	NHL	82	37	43	80	27	-5	8	0	6	305	--	--	--	--	--	--	--
2014-15	United States	Olympics	6	5	3	8	4	6	0	0	1	21	--	--	--	--	--	--	--
	Toronto	NHL	82	25	36	61	30	-34	8	0	4	280	--	--	--	--	--	--	--
NHL TOTALS			668	247	273	520	196	-75	66	1	40	2278	22	13	8	21	8		

COLLEGE HOCKEY

Played 1 season of college hockey with Minnesota in 2005-06, recording 18 goals and 51 points en route to being named Western Collegiate Hockey Association (WCHA) rookie of the year and to All-Rookie Team.

BLOODLINES

Father, Phil Sr., played quarterback at Northern Michigan and spent a year on Washington Redskins practice squad. Sister, Amanda, is one of the top female hockey players in the world, winning a silver medal with Team USA at the 2014 Winter Olympics. Brother, Blake, is a pro hockey player.

5th

Overall selection in the 2006 NHL Draft by the Boston Bruins. Played first 3 seasons with Boston and last 6 with Toronto.

CAREER HIGHS

- 3** GOALS IN A GAME
LAST: (5 times), 02.01.14 vs. OTT
- 3** ASSISTS IN A GAME
LAST: (4 times), 03.28.15 vs. OTT
- 4** POINTS IN A GAME
LAST: (6 times), 02.01.14 vs. OTT (3G-1A)

SHOTS ON GOAL

12

LAST: (1 time), 11.23.09 vs. NYI

PENALTY MINUTES

7

LAST: (2 times), 11.02.13 at VAN

HAT TRICKS



LAST: 02.01.14 vs. OTT (3G)

6 GOAL STREAK
LAST: 11.26.08-12.08.08 (7)

7 ASSIST STREAK
LAST: 12.08.08-12.21.08 (9)

18 POINT STREAK
LAST: 11.13.08-12.21.08 (14G-14A)

CHRIS KUNITZ

PRONOUNCED KOO-nihtz, KRIHS

SIGNED THROUGH 2016-17 SEASON

DOB 9/26/79 BIRTHPLACE Regina, SK

LW

CAREER STATISTICS

14

SHOOTS Left
HT 6-0
WT 195

ACQUIRED
From Anaheim with Eric Tangradi for Ryan Whitney on Feb. 26, 2009.



CAREER YEAR

Had his best NHL season in 2013-14, setting new personal highs in goals (35), points (68), power-play goals (13) and game-winning goals (8).

TOP 10

In 2013-14 ranked in the NHL's top-10 in goals (35, 8th), power-play goals (13, 5th) and game-winning goals (8, 7th). Also ranked in the top-10 of several NHL categories in 2012-13: goals (22, t-8th), points (52, t-7th), power-play goals (9, t-3rd), game-winning goals (5, t-6th) and plus-minus (plus-30, 2nd).

5 Game-winning goals in 2014-15 season, tied for most on the team. His 18 game-winners since 2012-13 are tied for the 5th-most in the NHL.

OLYMPIC MEDAL

At age 34, was named to his 1st-ever Canadian Olympic Team for the 2014 Winter Olympic Games in Sochi, Russia – where he scored a clutch goal in Canada's 3-0 win over Sweden in the Gold Medal Game.

9 Seasons of 40 or more points in his career. Has topped 50 points 6 times and hit 60 points 3 times.

COLLEGE HOCKEY

Played 4 seasons at Ferris State from 1999-03, where he had a tremendous senior year. He scored 79 points (35G-44A), was a finalist for the Hobey Baker Award for best college player and led the Bulldogs to their 1st NCAA tournament appearance in school history.

FREE AGENT

Went undrafted, signing a free-agent contract with Anaheim on April 3, 2003.

35 Goals scored in 2013-14, a new personal best and the 1st time he topped 30 in his career.

7 Years he has topped the 20-goal mark.

YEAR	TEAM	LEAGUE	REGULAR SEASON										PLAYOFFS						
			GP	G	A	PTS	PIM	+/-	PP	SH	GW	S	GP	G	A	PTS	PIM		
1999-00	Ferris State	CCHA	38	20	9	29	70	--	--	--	--	--	--	--	--	--	--	--	--
2000-01	Ferris State	CCHA	37	16	13	29	81	--	--	--	--	--	--	--	--	--	--	--	--
2001-02	Ferris State	CCHA	35	28	10	38	68	--	--	--	--	--	--	--	--	--	--	--	--
2002-03	Ferris State	CCHA	42	35	44	79	56	--	--	--	--	--	--	--	--	--	--	--	--
2003-04	Anaheim	NHL	21	0	6	6	12	1	0	0	0	31	--	--	--	--	--	--	--
	Cincinnati	AHL	59	19	25	44	101	4	5	1	2	--	9	3	2	5	24	--	--
2004-05	Cincinnati	AHL	54	22	17	39	71	13	10	2	6	--	12	1	7	8	20	--	--
2005-06	Atlanta	NHL	2	0	0	0	2	-3	0	0	0	0	--	--	--	--	--	--	--
	Anaheim	NHL	67	19	22	41	69	19	5	1	2	149	16	3	5	8	8	--	--
	Portland	AHL	5	0	4	4	12	1	0	0	0	--	--	--	--	--	--	--	--
2006-07	Anaheim	NHL	81	25	35	60	81	23	11	0	5	180	13	1	5	6	19	--	--
2007-08	Anaheim	NHL	82	21	29	50	80	8	7	1	6	196	6	0	2	2	8	--	--
	Canada	WC	9	2	5	7	4	2	0	0	0	12	--	--	--	--	--	--	--
2008-09	Anaheim	NHL	62	16	19	35	55	9	3	0	2	139	--	--	--	--	--	--	--
	PITTSBURGH	NHL	20	7	11	18	16	3	3	0	1	39	24	1	13	14	19	--	--
2009-10	PITTSBURGH	NHL	50	13	19	32	39	3	2	1	0	131	13	4	7	11	8	--	--
2010-11	PITTSBURGH	NHL	66	23	25	48	47	18	7	1	2	133	6	1	0	1	6	--	--
2011-12	PITTSBURGH	NHL	82	26	35	61	49	16	6	0	3	230	6	2	4	6	8	--	--
2012-13	PITTSBURGH	NHL	48	22	30	52	39	30	9	0	5	113	15	5	5	10	6	--	--
2013-14	PITTSBURGH	NHL	78	35	33	68	66	25	13	0	8	218	13	3	5	8	16	--	--
	Canada	Olympics	6	1	0	1	6	2	0	0	0	8	--	--	--	--	--	--	--
2014-15	PITTSBURGH	NHL	74	17	23	40	56	2	9	1	5	170	5	1	2	3	8	--	--
	NHL TOTALS		733	224	287	511	611	154	75	5	39	1729	117	21	48	69	106		
	PITTSBURGH TOTALS		418	143	176	319	312	97	49	3	24	1034	82	17	36	53	71		

12.23.09

Tied a Penguins franchise record for points in a period with 4 (1G-3A) vs. Ottawa.

LEAGUE OF HIS OWN

Had more opening goals to a game (14) than any other player in 2013-14. Ranked above Alex Ovechkin (13) and Jamie Benn (10).

211

Hits in the 2014-15 season. That total led the Pens and marked the 2nd time in his career that he's recorded over 200 hits in a season (207, 2008-09).

MAKING HISTORY

Was 1st Ferris State player to be named Central Collegiate Hockey Association's Player of the Year. Also named to the CCHA All-Decade Team.

CAREER HIGHS

- 4** GOALS IN A GAME
LAST: (1 time), 02.03.13 at WSH
- 3** ASSISTS IN A GAME
LAST: (9 times), 02.06.15 at CGY
- 5** POINTS IN A GAME
LAST: (1 time), 03.10.13 vs. NYI (3G-2A)

SHOTS ON GOAL

9

LAST: (1 time), 10.25.13 vs. NYI

PENALTY MINUTES

27

LAST: (1 time), 03.16.07 vs. CHI

HAT TRICKS



LAST: 03.10.13 vs. NYI (3G)

5 GOAL STREAK
LAST: 02.26.13-03.07.13 (7)

5 ASSIST STREAK
LAST: 12.29.13-01.07.14 (6)

7 POINT STREAK
LAST: 11.25.13-12.07.13 (6G-4A)

KRIS LETANG

D

PRONOUNCED leh-TANG, KRIHS

SIGNED THROUGH 2021-22 SEASON

DOB 4/24/87 BIRTHPLACE Montreal, QC

58

SHOOTS Right
HT 6-0
WT 201

ACQUIRED
Drafted by Penguins in the 3rd round (62nd overall) of the 2005 NHL Draft.



CAREER YEAR

Enjoyed best season in 2014-15, establishing career highs in goals (11-tied), assists (43) and points (54). Those marks paced all Pens blueliners and his .78 points-per-game average tied for 4th among all NHL defensemen. His 11 goals accounted for 39.3% of team's 28 tallies from defensemen.

.75 Letang's average points per game since 2010, the 2nd-best mark among NHL defensemen during that span behind only Ottawa's Erik Karlsson (0.82).

LEADER

Led all NHL defensemen with 16 points (3G-13A) during the 2013 postseason. His career-high playoff point total ranked 1st among all Penguins players.

INSPIRATIONAL COMEBACK

Finalist for NHL's Bill Masterton Trophy in 2015. Selected by the local media as the Penguins' Bill Masterton Trophy nominee for 2 straight season after returning from a stroke to post a remarkable, Norris Trophy-caliber season in 2014-15. Was also the team's Masterton nominee in 2014 following his remarkable late-season comeback on April 9, 2014 against Detroit. Suffered a stroke in late January 2014 that kept him out of the lineup for 26 games and he still deals with the effects of stroke on a daily basis.

CLUTCH

Helped the Penguins capture the Stanley Cup in 2009 by tying Larry Murphy's single-season franchise record for playoff goals by a defenseman with 5. Helped turn around Pittsburgh's Eastern Conference semifinals series against Washington by scoring the overtime game-winning goal in Game 3 at Mellon Arena.

15

Career postseason goals, tying him with Larry Murphy for the most tallies among blueliners in team playoff history.

CAREER STATISTICS

YEAR	TEAM	LEAGUE	REGULAR SEASON										PLAYOFFS					
			GP	G	A	PTS	PIM	+/-	PP	SH	GW	S	GP	G	A	PTS	PIM	
2004-05	Val d'Or	QMJHL	70	13	19	32	79	-16	5	1	--	--	--	--	--	--	--	--
2005-06	Val d'Or	QMJHL	60	25	43	68	156	4	13	1	2	290	5	1	5	6	20	
	Canada	WJC	6	1	2	3	2	5	0	0	1	8	--	--	--	--	--	
2006-07	PITTSBURGH	NHL	7	2	0	2	4	-3	2	0	0	8	--	--	--	--	--	
	Val d'Or	QMJHL	40	14	38	52	74	19	5	2	4	171	19	12	19	31	48	
	Canada	WJC	6	0	6	6	12	4	0	0	0	22	--	--	--	--	--	
	Wilkes-Barre	AHL	--	--	--	--	--	--	--	--	--	--	1	0	1	1	2	
2007-08	PITTSBURGH	NHL	63	6	11	17	23	-1	1	0	3	68	16	0	2	2	12	
	Wilkes-Barre	AHL	10	1	6	7	4	0	0	0	0	18	--	--	--	--	--	
2008-09	PITTSBURGH	NHL	74	10	23	33	24	-7	4	1	3	138	23	4	9	13	26	
2009-10	PITTSBURGH	NHL	73	3	24	27	51	1	0	0	0	174	13	5	2	7	6	
2010-11	PITTSBURGH	NHL	82	8	42	50	101	15	4	0	2	236	7	0	4	4	10	
2011-12	PITTSBURGH	NHL	51	10	32	42	34	21	4	1	3	142	6	1	4	5	21	
2012-13	PITTSBURGH	NHL	35	5	33	38	8	16	1	0	1	95	15	3	13	16	8	
2013-14	PITTSBURGH	NHL	37	11	11	22	16	-8	6	0	1	108	13	2	4	6	14	
2014-15	PITTSBURGH	NHL	69	11	43	54	79	12	2	1	1	197	--	--	--	--	--	
PIT/NHL TOTALS			491	66	219	285	340	46	24	3	14	1166	93	15	38	53	97	

19

Age when he made his NHL debut in 2006, scoring his 1st NHL goal against the NY Rangers' Henrik Lundqvist on Oct. 12, 2006 at Madison Square Garden.

11

Career-high goals scored in 2013-14, despite playing 37 games due to injury and illness. Tied that mark in 2014-15 season.

5

Assists posted in 1 game on Jan. 27, 2015 vs. Winnipeg. The 5 assists are career highs in assists and points in a single game. Was the only defenseman in the NHL to post a 5-point game in 2014-15.

CAREER HIGHS

- 2** GOALS IN A GAME
LAST: (5 times), 12.13.14 at CBJ
- 5** ASSISTS IN A GAME
LAST: (1 time), 01.27.15 vs. WPG
- 5** POINTS IN A GAME
LAST: (1 time), 01.27.15 vs. WPG (5A)

SHOTS ON GOAL

9

LAST: (1 time), 03.28.10 vs. TOR

PENALTY MINUTES

22

LAST: (1 time), 03.15.15 vs. DET

- 3** GOAL STREAK
LAST: 11.28.14-12.13.14 (4)
- 6** ASSIST STREAK
LAST: 03.02.13-03.12.13 (12)
- 7** POINT STREAK
LAST: 04.11.13-04.27.13 (2G-8A)

PRESTIGIOUS COMPANY

Only 3 players chosen in the 3rd round or later in the 2005 NHL Draft have totaled 200-plus points entering the 2014-15 season: NY Rangers defenseman Keith Yandle (322), Letang (285) and Letang's teammate Patric Hornqvist (267).

38 During the shortened 2012-13 season, Letang tied for the NHL lead among defensemen with 38 points (5G-33A), finishing as the only defender in the league to average better than a point per game (1.09 avg.). That season Letang finished in 3rd place in Norris Trophy voting.

ALL-STAR STATUS

Played in consecutive NHL All-Star Games in 2011 and '12. In '12, he was overwhelmingly voted into the game via fan balloting with 477,960 votes, finishing 2nd overall behind only teammate Sidney Crosby despite having to be a write-in candidate.

JUNIOR SENSATION His 3 years of junior hockey with Val d'Or of the Quebec Major Junior Hockey League (QMJHL) was culminated by a final season in 2006-07 that saw him win the Emile "Butch" Bouchard Trophy as the league's top defenseman, the Paul Dumont Trophy as the best personality and the Kevin Lowe Trophy as the top defensive defenseman. Letang was also selected as a QMJHL First-Team All-Star.

42 His 42 assists led the team in 2010-11. That's the only time in the last 9 years that somebody other than Sidney Crosby or Evgeni Malkin has led the team in assists.

CAPTAIN CANADA

Was the captain of Canada's gold-medal winning squad at the 2007 World Junior Championship. Also won a gold medal with Canada at the '06 WJC.

BLUE, BLANC ET ROUGE

The Montreal, Quebec native grew up a huge Canadiens fan. Wishes he could have met Montreal's legendary Hall of Fame forward Maurice "Rocket" Richard.

FAMILY MATTERS

Kris and his wife, Catherine, are the proud parents of a son, Alexander.

YOUNG GUN

Appeared in back-to-back NHL YoungStars Games in 2008 and '09.

18

Shootout tallies registered. Only Sidney Crosby (31) and Evgeni Malkin (20) have more all-time tallies among Penguins' players.

LETANG

KRIS

.75

POINTS PER GAME SINCE 2010

2ND-BEST AMONG NHL DEFENSEMEN

19

YEARS-OLD WHEN HE MADE HIS NHL DEBUT

NHL ALL-STAR

15

CAREER POST-SEASON GOALS AMONG DEFENSEMEN

TYING FRANCHISE RECORD

43

CAREER-HIGH ASSISTS 2014.15

38

POINTS IN 2012.13

TIED FOR MOST AMONG NHL D-MEN

NOMINEE

NORRIS TROPHY 2013 BILL MASTERTON TROPHY 2014 2015

BEST QMJHL DEFENSEMAN

EMILE "BUTCH" BOUCHARD 2007

1



STANLEY CUP 2009



BEN LOVEJOY

D

CAREER STATISTICS

PRONOUNCED LUHV-joi, BEHN
 SIGNED THROUGH 2015-16 SEASON
 DOB 2/20/84 BIRTHPLACE Concord, NH

12

SHOOTS | **HT** | **WT**
 Right | 6-1 | 206

ACQUIRED
 From Anaheim for
 Simon Despres on
 Mar. 2, 2015.

BACK IN THE 'BURGH

Is in his 2nd stint with Penguins after being acquired from Anaheim at the NHL trade deadline. Began his hockey career with Pittsburgh organization, signing as a free agent on July 7, 2008. Developed in Wilkes-Barre/Scranton of the American Hockey League for 3 seasons. Played 98 games for the Penguins from 2008-12, tallying 4 goals, 21 assists and 25 points in his 1st stint with the club. Also had 2 assists in 9 playoff games.

170


Hits in the 2014-15 season, ranking 1st among Penguins defensemen. Recorded career-high 9 hits March 28, 2015 at Arizona. Posted team-best 215 hits for Anaheim in 2013-14.

CAREER YEAR

Recorded career highs in games played (78), goals (5), points (18), plus-minus (+21) and shots (107) while leading Anaheim in hits (215) and blocked shots (150) during 2013-14 season.

ALL-STAR

Named to American Hockey League PlanetUSA All-Star Team in 2009 after leading entire AHL with a plus-42. Played 3 full seasons with Wilkes-Barre/Scranton from 2007-10, helping club reach the Calder Cup Final in 2008 by contributing 10 points (2G-8A) in 23 playoff contests.



ON A ROLL

Set career-best 5-game point/assist streak (5 helpers) from Dec. 17-28, 2013.

1:57

Average shorthanded minutes per game over the past 2 seasons. Became integral part of Penguins' No. 3-ranked PK, averaging 2:16 shorthanded minutes during his 20 regular-season games with Pittsburgh.

PLUS MAN

Has been a plus player in 5 of the past 6 NHL seasons.

YEAR	TEAM	LEAGUE	REGULAR SEASON											PLAYOFFS					
			GP	G	A	PTS	PIM	+/-	PP	SH	GW	S	GP	G	A	PTS	PIM		
2002-03	Boston College	HE	22	0	6	6	6	--	--	--	--	--	--	--	--	--	--	--	--
2004-05	Dartmouth	ECAC	32	2	11	13	28	--	--	--	--	--	--	--	--	--	--	--	--
2005-06	Dartmouth	ECAC	32	2	16	18	24	--	--	--	--	--	--	--	--	--	--	--	--
2006-07	Dartmouth	ECAC	32	7	16	23	28	--	--	--	--	--	--	--	--	--	--	--	--
	Norfolk	AHL	5	0	0	0	6	--	--	--	--	--	--	--	--	--	--	--	--
2007-08	Wilkes-Barre	AHL	72	2	18	20	63	--	--	--	--	--	23	2	8	10	18		
2008-09	PITTSBURGH	NHL	2	0	0	0	0	0	0	0	0	0	1	--	--	--	--	--	
	Wilkes-Barre	AHL	76	7	24	31	84	42	1	1	1	--	12	1	1	2	14		
2009-10	PITTSBURGH	NHL	12	0	3	3	2	8	0	0	0	14	--	--	--	--	--	--	
	Wilkes-Barre	AHL	65	9	20	29	92	-1	2	0	1	--	2	0	2	2	2		
2010-11	PITTSBURGH	NHL	47	3	14	17	48	11	0	0	0	60	7	0	2	2	4		
2011-12	PITTSBURGH	NHL	34	1	4	5	13	3	0	0	0	48	2	0	0	0	0		
2012-13	PITTSBURGH	NHL	3	0	0	0	0	-2	0	0	0	7	--	--	--	--	--	--	
	Anaheim	NHL	32	0	10	10	29	6	0	0	0	51	7	0	2	2	4		
2013-14	Anaheim	NHL	78	5	13	18	39	21	0	0	2	107	13	2	0	2	8		
2014-15	Anaheim	NHL	40	1	10	11	17	3	0	0	0	50	--	--	--	--	--	--	
	PITTSBURGH	NHL	20	1	2	3	8	-7	0	0	0	36	5	0	2	2	0		
NHL TOTALS			268	11	56	67	156	43	0	0	2	374	34	2	6	8	12		
PITTSBURGH TOTALS			117	5	23	28	71	12	0	0	0	162	14	0	4	4	4		

NCAA

The New Hampshire native played 4 years of college hockey at Boston College (1 year) and Dartmouth (3 years) from 2002-07. Named Second-Team All Ivy League and Third-Team All-ECAC as a senior in 2006-07. Also named to Hockey East Scholastic Team as freshman at BC (2002-03).

FAMILY MAN

Met his wife, Avery, while both attended Dartmouth. They wed in July 2010 and had their 1st child, daughter Lola, on Dec. 31, 2013.

CAREER HIGHS

- 2** GOALS IN A GAME
LAST: (1 time), 01.03.14 vs. EDM
- 2** ASSISTS IN A GAME
LAST: (4 times), 12.19.14 at OTT
- 2** POINTS IN A GAME
LAST: (6 times), 01.21.15 vs. CGY (1G-1A)

SHOTS ON GOAL

6

LAST: (1 time), 03.15.11 at OTT

PENALTY MINUTES

12

LAST: (1 time), 10.27.10 at TBL

0 GOAL STREAK
LAST: N/A

5 ASSIST STREAK
LAST: 12.17.13-12.28.13 (5)

5 POINT STREAK
LAST: 12.17.13-12.28.13 (5A)

OLLI MAATTA

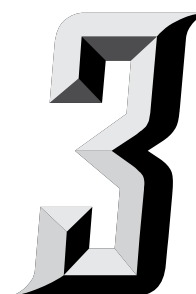
PRONOUNCED MA-TA, OH-lee

SIGNED THROUGH 2015-16 SEASON

DOB 8/22/94 BIRTHPLACE Jyvaskyla, Finland

D

CAREER STATISTICS



SHOOTS
Left

HT
6-2

WT
206

ACQUIRED
Drafted by Penguins in the 1st round (22nd overall) of the 2012 NHL Draft.

BRONZE MEDALIST

Helped his native Finland win a bronze medal at the 2014 Winter Olympic Games in Sochi, Russia, tying for 2nd on his team with 3 goals in 6 games.

TUMOR

Was diagnosed with a cancerous tumor on his neck during the preseason that required surgical removal. Missed 6 games from Nov. 1-15 after surgery on Nov. 4. The malignant tumor was located in his thyroid gland.

29

Points (9G-20A) during the 2013-14 season, ranking 3rd among NHL rookie blueliners. His

point total is 4th-most among rookie defenders in franchise history, while his 9 goals rank 2nd behind only Zarley Zalapski (12, 1988-89).

18

Age when he made his professional debut for the Wilkes-Barre/Scranton Penguins of the American Hockey League in the conference finals of the 2013 Calder Cup playoffs.



7

Became just the 7th defenseman in Penguins history to win the team's Rookie of the Year award in 2013-14, joining previous winners Dave Burrows, Jim Johnson, Zarley Zalapski, Jim Paek, Kris Letang and Simon Despres.

1ST

Scored his 1st NHL goal against Roberto Luongo of the Vancouver Canucks on Oct. 19, 2013 at CONSOL Energy Center. His NHL debut came Oct. 3, 2013 against the New Jersey Devils.

SHOULDER REPAIR

2014-15 season ended prematurely due to a shoulder injury. Attempted month-long rehab before undergoing surgery on Jan 14. Also had shoulder surgery following 2014 playoffs and rehabbed all summer. Was in the lineup for the 2014-15 season-opener despite missing the preseason.

YEAR	TEAM	LEAGUE	REGULAR SEASON										PLAYOFFS					
			GP	G	A	PTS	PIM	+/-	PP	SH	GW	S	GP	G	A	PTS	PIM	
2010-11	JYP 2	FIN-2	23	1	5	6	6	6	--	--	--	--	--	--	--	--	--	--
	JYP JR.	FIN-JR.	19	2	6	8	8	--	--	--	--	--	--	--	--	--	--	--
2011-12	Finland	WJC	6	0	0	0	0	0	--	--	--	--	--	--	--	--	--	--
	London	OHL	58	5	27	32	25	--	--	--	--	--	19	6	17	23	2	
2012-13	London	M-Cup	4	0	0	0	0	0	--	--	--	--	--	--	--	--	--	--
	Finland	WJC	1	0	0	0	0	-2	--	--	--	--	--	--	--	--	--	--
2013-14	London	OHL	57	8	30	38	30	9	3	1	--	--	21	4	10	14	8	
	London	M-Cup	5	0	2	2	0	--	--	--	--	--	--	--	--	--	--	--
2014-15	Finland	WJC	5	1	2	3	2	0	0	0	0	8	--	--	--	--	--	--
	Wilkes-Barre	AHL	--	--	--	--	--	--	--	--	--	--	3	0	0	0	0	
2013-14	PITTSBURGH	NHL	78	9	20	29	14	8	3	1	1	119	13	0	4	4	0	
	Finland	Olympics	6	3	2	5	0	1	1	0	0	13	--	--	--	--	--	
2014-15	PITTSBURGH	NHL	20	1	8	9	10	1	0	0	0	27	--	--	--	--	--	
PIT/NHL TOTALS			98	10	28	38	24	9	3	1	1	146	13	0	4	4	0	

MILESTONES

Set 2 career milestones during 2014-15 season. Recorded a career-high 3 points (1G-2A) in season-opener against Anaheim on Oct. 9, his 1st game action since previous playoffs due to extended summer-long rehab following offseason shoulder surgery. Posted career-long 3-game point streak from Oct. 23-28 for 3 total points (1G-2A).

SWEET 16

In 2011, he became the first 16-year-old since 1998 to suit up for Finland at the World Junior Championship. Played in 3 straight WJCs for Finland from 2011-13, and was an alternate captain in '13.

RARE FEAT Became just the 2nd defenseman in franchise history (George Konik; Jan. 31, 1968) to score on a penalty shot when he converted against the Minnesota Wild's Niklas Backstrom on Dec. 19, 2013. Maatta's goal was part of a 2-point (1G-1A) night and it came with his mother in attendance.

CAREER HIGHS

- 2** GOALS IN A GAME
LAST: (1 time), 03.06.14 at SJS
- 3** ASSISTS IN A GAME
LAST: (1 time), 10.09.14 vs. ANA
- 3** POINTS IN A GAME
LAST: (1 time), 10.09.14 vs. ANA (3A)

SHOTS ON GOAL

4

LAST: (8 times), 11/26/14 vs. TOR

PENALTY MINUTES

2

LAST: (12 times), 12.02.14 vs. NJD

- 2** GOAL STREAK
LAST: 02.07.14-02.27.14 (2)
- 2** ASSIST STREAK
LAST: 10.25.14-10.28.14 (2)
- 3** POINT STREAK
LAST: 10.23.14-10.28.14 (1G-2A)

EVGENI MALKIN

PRONOUNCED MAHL-kih-n, ehv-GEH-nee

SIGNED THROUGH 2021-22 SEASON

DOB 7/31/86 BIRTHPLACE Magnitogorsk, Russia

71

SHOOTS Left
HT 6-3
WT 195

ACQUIRED
Drafted by Penguins in the 1st round (2nd overall) of the 2004 NHL Draft.

3 Has racked up 3 100-point campaigns since making his NHL debut in October 2006, tying him with Sidney Crosby and Alex Ovechkin for the most such seasons in the NHL during that span.

1.01 Malkin's point-per-game average during the 2014-15 regular season, 7th-highest among NHL players.

111 Only Mario Lemieux (172 points), Jaromir Jagr (147) and current teammate Sidney Crosby (114) have amassed more playoff points in franchise history than Malkin's 111 (42G-69A).

ELITE COMPANY

In 2009, he won both the regular season and playoff scoring titles, allowing him to join Mario Lemieux, Wayne Gretzky, Guy Lafleur and Phil Esposito as the only NHL players to do so since the 1967 NHL Expansion.

19 Points recorded at the 2012 World Championship, establishing a Team Russia WC scoring record. He finished with 11 goals and 8 assists, earning him tournament MVP and Top Forward honors, with Russia taking home the gold medal.

8 Malkin established a playoff career high with points in each of Pittsburgh's first 8 postseason games in 2013. His run included 6 multi-point games and 14 overall points (3G-11A).



C



FIRST

Malkin has been named a NHL First-Team All-Star 3 times during his career – in 2007-08, '08-09 and '11-12.

"THE GENO"

Perhaps his finest NHL moment came in Game 2 of the 2009 Eastern Conference Final against the Carolina Hurricanes when he recorded his 1st career hat trick and added an assist. His hat trick marker came on a faceoff play dubbed "The Geno" in which he won the draw forward in the offensive zone, carried the puck behind the net and scored on a spinning, backhand shot.

1ST GAME, 1ST GOAL

Beat future Hall of Fame goaltender Martin Brodeur for 1st NHL goal in his 1st game on Oct. 18, 2006 against New Jersey at Mellon Arena. Malkin went on to tally in his first 6 NHL games (7 goals total), becoming the first player in 89 years to accomplish that feat.

CAREER STATISTICS

YEAR	TEAM	LEAGUE	REGULAR SEASON										PLAYOFFS				
			GP	G	A	PTS	PIM	+/-	PP	SH	GW	S	GP	G	A	PTS	PIM
2002-03	Russia	WJ-18	6	5	4	9	2	11	0	0	1	18	--	--	--	--	--
2003-04	Magnitogorsk	RUS	34	3	9	12	12	11	--	--	--	--	--	--	--	--	
	Russia	WJC	6	1	4	5	0	2	0	0	1	9	--	--	--	--	
	Russia	WJ-18	6	4	4	8	31	4	1	0	0	4	--	--	--	--	
2004-05	Magnitogorsk	RUS	52	12	20	32	24	21	--	--	--	--	5	0	4	4	0
	Russia	WC	9	0	4	4	8	6	0	0	0	14	--	--	--	--	
	Russia	WJC	6	3	7	10	16	0	1	0	0	22	--	--	--	--	
2005-06	Magnitogorsk	RUS	46	21	26	47	46	28	--	--	--	--	11	5	10	15	41
	Russia	Olympics	7	2	4	6	31	5	0	1	0	17	--	--	--	--	
	Russia	WC	7	3	6	9	6	7	0	1	0	20	--	--	--	--	
	Russia	WJC	6	4	6	10	12	5	3	0	1	26	--	--	--	--	
2006-07	PITTSBURGH	NHL	78	33	52	85	80	2	16	0	6	242	5	0	4	4	8
	Russia	WC	9	5	5	10	6	5	2	0	0	33	--	--	--	--	
2007-08	PITTSBURGH	NHL	82	47	59	106	78	16	17	0	5	272	20	10	12	22	24
2008-09	PITTSBURGH	NHL	82	35	78*	113*	80	17	14	2	4	290	24	14	22*	36*	51
2009-10	PITTSBURGH	NHL	67	28	49	77	100	-6	13	2	7	268	13	5	6	11	6
	Russia	Olympics	4	3	3	6	0	0	2	0	1	17	--	--	--	--	
2010-11	PITTSBURGH	NHL	43	15	22	37	18	-4	5	0	3	182	--	--	--	--	
2011-12	PITTSBURGH	NHL	75	50	59	109*	70	18	12	0	9	339*	6	3	5	8	6
	Russia	WC	10	11	8	19	4	16	5	0	2	47	--	--	--	--	
2012-13	PITTSBURGH	NHL	31	9	24	33	36	5	4	0	3	99	15	4	12	16	26
	Magnitogorsk	KHL	37	23	42	65	58	23	--	--	--	--	--	--	--	--	
2013-14	PITTSBURGH	NHL	60	23	49	72	62	10	7	0	3	191	13	6	8	14	8
	Russia	Olympics	5	1	2	3	2	2	0	0	0	20	--	--	--	--	
	Russia	WC	4	2	1	3	2	0	2	0	1	9	--	--	--	--	
2014-15	PITTSBURGH	NHL	69	28	42	70	60	-2	9	0	4	212	5	0	0	0	0
	Russia	WC	9	5	5	10	8	8	1	0	1	17	--	--	--	--	
PIT/NHL TOTALS			587	268	434	702	584	56	97	4	44	2095	101	42	69	111	129

*NHL LEADER

HOMETOWN HERO

Before joining the Penguins, suited up for his hometown team, Magnitogorsk Metallurg, in the Russian Super League/Kontinental Hockey League from 2003-06. He also played for Magnitogorsk during the work stoppage in 2012, finishing 3rd in the KHL scoring race with 65 points (23G-42A) despite playing just 37 games.

284

Number of points Malkin has registered since the beginning of the 2011-12 season, 2nd-most in the NHL during that span. Claude Giroux ranks 1st with 300 points. Malkin has 110 goals and 174 assists during the past 4 seasons.

THREE-TIME OLYMPIAN

Has represented his native Russia in 3 Olympic Games: 2006, '10 and '14. The '14 Games were held in Sochi, Russia.

FATHER FIGURE Lived with fellow Russian Sergei Gonchar and his family during his first 2 years in the NHL. When Malkin won the Hart Trophy in 2012, he dedicated the award to Gonchar.

CAREER HIGHS

- 3** GOALS IN A GAME
LAST: (9 times), 02.25.12 vs. TBL
- 5** ASSISTS IN A GAME
LAST: (1 time), 01.20.07 vs. TOR
- 5** POINTS IN A GAME
LAST: (7 times), 03.20.12 vs. WPG (2G-3A)

- SHOTS ON GOAL
12
LAST: (3 times), 11.12.11 at CAR
- PENALTY MINUTES
16
LAST: (1 time), 12.02.14 vs. NJD

- HAT TRICKS
3
LAST: 02.25.12 vs. TBL (3G)

- 6** GOAL STREAK
LAST: 01.13.12-01.22.12 (9)
- 13** ASSIST STREAK
LAST: 10.16.08-11.15.08 (21)
- 15** POINT STREAK
LAST: 01.16.10-03.04.10 (9G-15A)

2009 STANLEY CUP CHAMP

Helped lead the Penguins to the franchise's 3rd Stanley Cup in 2009. Was awarded the Conn Smythe Trophy as playoff MVP after posting a league-leading 36 points (14G-22A). Was the 4th-youngest Conn Smythe winner at 22 years, 10 months.

254

Consecutive games played beginning with his NHL debut on Oct. 18, 2006 and running until he missed a game vs. Columbus on Oct. 30, 2009. His streak is the 5th-longest in team history.

SPLIT MILESTONE

Recorded his 200th NHL point when he collected an assist on Sidney Crosby's 100th NHL goal on Oct. 18, 2008 against Toronto at Mellon Arena. The milestone puck was later split in half for both players to share.

11

Began 2014-15 season with an 11-game scoring streak totaling 17 points (6G-11A).

DID YOU KNOW?

Evgeni is a huge sports fan. In addition to being an avid soccer and billiards player, he enjoys watching tennis, NBA basketball and the Pittsburgh Steelers. He's been spotted at Steelers games wearing Troy Polamalu's No. 43 jersey.

13

His 13-game assist streak (21 total) from Oct. 16-Nov. 15, 2008 is the 3rd-longest in team history.

3

Helped the Penguins eliminate the Columbus Blue Jackets in the 2014 First Round by notching his 2nd career postseason hat trick in Game 6 at Nationwide Arena. By doing so, Malkin joined Sidney Crosby and Mario Lemieux as the only skaters in team history with multiple playoff hat tricks.

INTERNATIONAL PLAY

Played for Russia in 6 World Championships, 3 World Junior Championships and 2 World Under-18 Championships. He won gold medals with Russia at the '12 and '14 World Championships. He was the MVP and Top Forward at the '06 WJC and was named to the World Championship All-Tournament Team in '07, '10 and '12.

SOCIAL MEDIA MOGUL

Is one of the biggest sports stars on social media, thanks to a Twitter account that boasts over 1 million followers and an Instagram account with almost 40,000 followers as of September 2015. Some of Malkin's most-popular Instagram photos are him catching large fish, swimming with whale sharks and candid shots of him alongside Sidney Crosby during the Penguins' September 2013 visit to West Point.

STAR OF THE MONTH


Led all NHL players in November 2013 with 21 assists and 25 points. His 21 assists were the most for a player in a single month since Wayne Gretzky also had 21 in January 1996.

CELEB STATUS

Evgeni isn't the only member of the Malkin family who owns celebrity status in Pittsburgh. His parents, Vladimir and Natalia, are scoreboard sensations at CONSOL Energy Center and fan favorites whenever they come to visit Evgeni during the season.

LET'S GO STREAKING

Has run off 15-game point streaks twice in his career, most recently from Jan. 16 to March 4, 2010 (9G-14A). He also had a 15-game streak between Oct. 23 and Nov. 22, 2007 (7G-15A).



MALKIN
EVGENI

268 GOALS
CAREER REGULAR-SEASON STATISTICS
702 POINTS
434 ASSISTS

NHL ALL-STAR

50 GOAL SEASON 2012

2008
2009
2012

3 TIME TEAM MVP

DRAFTED NO. 2 OVERALL IN 2004

1 STANLEY CUP 2009
1 CONN SMYTHE 2009
1 HART TROPHY 2012
2 ART ROSS TROPHY 2009 2012
1 TED LINDSAY AWARD 2012
1 CALDER TROPHY 2007

DAVID PERRON

LW

CAREER STATISTICS

PRONOUNCED *peh-RAWN, DAY-vihd*

SIGNED THROUGH 2015-16 SEASON

DOB 5/28/88 BIRTHPLACE Sherbrooke, QC

57


SHOOTS
Right

HT
6-0

WT
200

ACQUIRED

From Edmonton for Rob Klinkhammer and a 2015 1st-round draft pick on Jan. 2, 2015.



1st

Round pick in the 2007 NHL Draft, taken 26th overall by St. Louis. Is 1 of 2 players on Penguins' roster taken in the 1st round of '07 Draft (Ian Cole, 18th, St. Louis).

19

Age when he made his NHL debut on Oct. 12, 2007 with St. Louis. Made the Blues' opening-night roster out of training camp despite having played only 1 season of junior hockey.

AK-27, DP-57

Followed the Penguins as a kid growing up in Sherbrooke, Quebec. Favorite player was Alex Kovalev. "I always liked to see him play (left wing) and when I went to juniors, they asked me what position I was and I said left wing without even thinking."

3

Times Perron has hit the 20-goal mark, including a career-best 28 in 2013-14. Has hit the 40-point plateau 5 times in his career.

97

Games missed between the 2010-11 and '11-12 seasons due to a concussion suffered Nov. 4, 2010 vs. San Jose. Returned to the lineup for St. Louis on Dec. 3, 2011 - scoring 1 goal in the game. Finished the season with 21 goals and 42 points in just 57 games. Wears a tinted visor since suffering the concussion.

YEAR	TEAM	LEAGUE	REGULAR SEASON										PLAYOFFS				
			GP	G	A	PTS	PIM	+/-	PP	SH	GW	S	GP	G	A	PTS	PIM
2006-07	Lewiston	QMJHL	70	39	44	83	75	37	10	0	7	--	17	12	16	28	22
	Lewiston	M-Cup	70	39	44	83	75	37	10	0	7	--	4	1	2	3	0
2007-08	St. Louis	NHL	62	13	14	27	38	16	3	0	1	68	--	--	--	--	--
2008-09	St. Louis	NHL	81	15	35	50	50	13	4	0	3	161	4	1	1	2	4
2009-10	St. Louis	NHL	82	20	27	47	60	-10	5	1	2	166	--	--	--	--	--
2010-11	St. Louis	NHL	10	5	2	7	12	7	0	0	0	29	--	--	--	--	--
2011-12	St. Louis	NHL	57	21	21	42	28	19	5	1	4	114	9	1	4	5	10
2012-13	St. Louis	NHL	48	10	15	25	44	0	2	0	2	84	6	0	2	2	6
2013-14	Edmonton	NHL	78	28	29	57	90	-16	8	1	2	220	--	--	--	--	--
2014-15	Edmonton	NHL	38	5	14	19	20	-17	0	0	1	74	--	--	--	--	--
	PITTSBURGH	NHL	43	12	10	22	42	-8	3	0	1	122	5	0	1	1	4
	NHL TOTALS		499	129	167	296	384	4	30	3	16	1038	24	2	8	10	24
	PITTSBURGH TOTALS		43	12	10	22	42	-8	3	0	1	122	5	0	1	1	4

32.5

Career shootout percentage. Is 13 for 40 in career, including 3-for-5 with Pittsburgh in 2014-15 season. Has 8 career game-deciding goals.

YOUNGSTARS

Named an NHL YoungStar in 2008 and '09 with current teammate Kris Letang.

ROOKIE MAGIC

Led all Quebec Major Junior Hockey League (QMJHL) rookies in goals (39) and plus-minus (+37) and finished 2nd in points (83) during only season with Lewiston in 2006-07. Helped MAINEiacs win league championship and advance to the Memorial Cup.

CHANGE IT UP

Will wear his familiar No. 57 during the 2015-16 season, the same number he wore during his first 2 NHL stops in St. Louis and Edmonton. Perron wore No. 39 his first half season with Pittsburgh.

CAREER HIGHS

- 3 GOALS IN A GAME** LAST: (2 times), 01.27.14 at VAN
- 3 ASSISTS IN A GAME** LAST: (3 times), 03.28.14 vs. ANA
- 4 POINTS IN A GAME** LAST: (1 time), 11.19.13 vs. CBJ (2G-2A)

SHOTS ON GOAL

9

LAST: (2 times), 11.21.13 vs. FLA

PENALTY MINUTES

12

LAST: (1 time), 11.27.14 at NSH

HAT TRICKS



LAST: 01.27.14 vs. VAN (3G)

- 4 GOAL STREAK** LAST: 03.27.12-04.04.12 (4)
- 5 ASSIST STREAK** LAST: 12.08.08-12.16.08 (5)
- 7 POINT STREAK** LAST: 02.07.12-02.18.12 (7G-3A)

SERGEI PLOTNIKOV

LW

PRONOUNCED plot-NIH-kov, SAIR-gai
 SIGNED THROUGH 2015-16 SEASON
 DOB 6/3/90 BIRTHPLACE Komsomolsk, Russia

61

SHOOTS	HT	WT
Left	6-2	202

ACQUIRED
 Signed as a free agent on July 1, 2015.



CAREER YEAR

Posted new career highs in goals (tied-15), assists (21) and points (36) in 2014-15 campaign for Yaroslavl while serving as an alternate captain.

THE K

Played parts of 6 seasons with the Kontinental Hockey League with Khabarovsk (2009-12) and Yaroslavl (2012-15).

PASSPORT

The Komsomolsk-na-Amure, Russia native has represented his country in international play. He starred in the 2014 World Championship, helping Russia win the gold medal. He finished 3rd in tournament scoring with 12 points (6G-6A) and was named an All-Star. Also helped Russia win a silver medal at the 2015 World Championship, posting 2 points in 10 games.

PLAYOFF PERFORMER

Helped Yaroslavl make a deep playoff run in 2013-14 with 14 points (4G-10A) and 30 penalty minutes in 18 postseason games. Had 18 career playoff points (6G-12A) and 67 penalty minutes in 28 contests in the KHL.

ALL-STAR STATUS

Twice selected to play in the KHL All-Star Game, including during the 2014-15 season.

PAYING HIS WAY

Payed his own money to break KHL contract with Yaroslavl, just so he could play for the Pens and in the NHL. He will be adjusting to a new culture, life, language and style of play as he makes the transition to the North American game.

CAREER STATISTICS

YEAR	TEAM	LEAGUE	REGULAR SEASON										PLAYOFFS					
			GP	G	A	PTS	PIM	+/-	PP	SH	GW	S	GP	G	A	PTS	PIM	
2009-10	Khabarovsk	KHL	43	6	6	12	30	-16	--	--	--	--	--	--	--	--	--	--
2010-11	Khabarovsk	KHL	45	5	7	12	36	-4	--	--	--	--	--	--	--	--	--	--
2011-12	Khabarovsk	KHL	53	13	7	20	70	7	--	--	--	--	--	--	--	--	--	--
2012-13	Yaroslavl	KHL	50	14	16	30	54	9	--	--	--	--	5	1	2	3	4	
2013-14	Yaroslavl	KHL	53	15	20	35	88	19	--	--	--	--	18	4	10	14	30	
	Russia	WC	10	6	6	12	12	7	--	--	--	--	--	--	--	--	--	
2014-15	Yaroslavl	KHL	56	15	21	36	71	4	--	--	--	--	5	1	0	1	33	
	Russia	WC	10	1	1	2	2	0	--	--	--	--	--	--	--	--	--	
NHL TOTALS			--	--	--	--	--	--	--	--	--	--	--	--	--	--	--	

CAREER HIGHS

- GOALS IN A GAME
LAST: N/A
- ASSISTS IN A GAME
LAST: N/A
- POINTS IN A GAME
LAST: N/A

SHOTS ON GOAL

0

LAST: N/A

PENALTY MINUTES

0

LAST: N/A

GOAL STREAK
LAST: N/A

ASSIST STREAK
LAST: N/A

POINT STREAK
LAST: N/A

DERRICK POULIOT

D

CAREER STATISTICS

PRONOUNCED POO-lee-ot, DAIR-ihk

SIGNED THROUGH 2016-17 SEASON

DOB 1/16/94 BIRTHPLACE Estevan, SK

51

SHOOTS Left	HT 6-0	WT 208
-----------------------	------------------	------------------

ACQUIRED
Drafted by Penguins in the 1st round (8th overall) of the 2012 NHL Draft.

GREAT DEBUT

Made his NHL debut Dec. 20, 2014 vs. Florida and scored his 1st goal on his 1st shot in the contest. Became 1st Penguins player to score in NHL debut on 1st shot since Brian Gibbons (Nov. 18, 2013 vs. Anaheim).

2:28

Average power-play time per game, 2nd among all Penguins defensemen and 3rd among all NHL rookie blueliners.

ALL-STAR

Named to his 1st American Hockey League All-Star Classic in 2015 during his 1st season playing pro hockey with Wilkes-Barre/Scranton. Notched an assist in the All-Star Game.

PRO STATUS

Played his 1st season of professional hockey with Wilkes-Barre/Scranton of the American Hockey League in 2014-15. His strong play earned him lengthy call ups to Pittsburgh. Finished 2nd among WBS defensemen in scoring with 24 points (7G-17A) despite playing in only 31 games.

PATRIOT

Won gold medal with Canada at 2011 Ivan Hlinka Tournament. Also represented his country in the 2012 and '13 Subway Super Series and with Team West at the 2010 World Under-17 Challenge. Named tournament All-Star for WU-17.



27

Career-high playoff assists with Portland in 2014 postseason. His 27 helpers were the most in the WHL, while his 32 points ranked 2nd.

WINTER HAWK

Played 4-plus seasons with Portland of the Western Hockey League from 2010-14 under head coach Mike Johnston. Was selected 1st overall in WHL Bantam Draft in 2009 by Johnston. Helped lead team to 4-straight WHL Finals and a championship in 2013. Totaled 205 career points (42G-163A) in 247 games with Winterhawks.

HONORS

Named Canadian Hockey League (CHL) and Western Hockey League (WHL) Defenseman of the Year following his 2013-14 season. Also named to WHL First-Team All-Star squad. Posted 70 points (17G-53A) and a plus-40 in 58 games on the season.

YEAR	TEAM	LEAGUE	REGULAR SEASON										PLAYOFFS				
			GP	G	A	PTS	PIM	+/-	PP	SH	GW	S	GP	G	A	PTS	PIM
2008-09	Weyburn	SJHL	26	25	38	63	24	--	--	--	--	--	5	5	1	6	--
	Moose Jaw	SMHL	5	1	1	2	0	--	--	--	--	--	--	--	--	--	--
2009-10	Moose Jaw	SMHL	43	14	29	43	38	--	--	--	--	4	0	2	2	4	
	Portland	WHL	7	0	1	1	0	0	0	0	--	--	--	--	--	--	
2010-11	Portland	WHL	66	5	25	30	38	13	1	0	--	21	1	3	4	16	
	Canada West	WHC-17	5	0	3	3	2	--	--	--	--	--	--	--	--	--	
2011-12	Portland	WHL	72	11	48	59	79	15	6	0	--	22	3	14	17	18	
2012-13	Portland	WHL	44	9	36	45	60	35	2	0	--	21	4	16	20	12	
	Portland	M-Cup	5	2	5	7	10	--	--	--	--	--	--	--	--	--	
	Wilkes-Barre	AHL	--	--	--	--	--	--	--	--	--	1	0	0	0	0	
2013-14	Portland	WHL	58	17	53	70	74	40	--	--	--	21	5	27	32	13	
	Canada	WJC	7	1	4	5	8	2	--	--	--	--	--	--	--	--	
2014-15	PITTSBURGH	NHL	34	2	5	7	4	-11	1	0	2	56	--	--	--	--	
	Wilkes-Barre	AHL	31	7	17	24	20	2	4	0	--	60	6	1	2	3	2
PIT/NHL TOTALS			34	2	5	7	4	-11	1	0	2	56	--	--	--	--	--

CAREER HIGHS

- 1** GOALS IN A GAME
LAST: (2 times), 03.01.15 vs. CBJ
- 1** ASSISTS IN A GAME
LAST: (5 times), 03.29.15 vs. SJS
- 1** POINTS IN A GAME
LAST: (7 times), 03.29.15 vs. SJS (1A)

SHOTS ON GOAL

6

LAST: (1 time), 03.01.15 vs. CBJ

PENALTY MINUTES

2

LAST: (2 times), 03.04.15 at COL

0 GOAL STREAK
LAST: N/A

2 ASSIST STREAK
LAST: 03.28.15-03.29.15 (2)

2 POINT STREAK
LAST: 03.28.15-03.29.15 (2A)

BRYAN RUST

PRONOUNCED RUHST, BRIGH-uhn
 SIGNED THROUGH 2015-16 SEASON
 DOB 5/11/92 BIRTHPLACE Pontiac, MI

RW

CAREER STATISTICS

17

SHOOTS	HT	WT
Right	5-11	192

ACQUIRED
 Drafted by Pens in the 3rd round (80th overall) in 2010 Draft.

DEBUT

Played his 1st career NHL game on Dec. 13 at Columbus. Scored 1st career NHL goal against Evgeni Nabokov on Dec. 15 vs. Tampa Bay. Appeared in 14 total games with the Penguins during the 2014-15 season.

1 of 6 Players to make their NHL debut during the 2014-15 season along with Scott Wilson, Scott Harrington, Bobby Farnham, Dominik Uher and Derrick Pouliot.

FIGHTING IRISH

Played 4 seasons of college hockey at Notre Dame, where he finished with 43 goals, 54 assists, 97 points and a plus-53 in 161 career games.

SENIOR YEAR Won Notre Dame's Unsung Hero Award after leading the team with 17 goals and ranking second with 33 points in 40 games his senior year. An alternate captain for the Fighting Irish, Rust was also named to the Hockey East All-Academic Team.



25

Number of points Rust recorded in the 2014-15 season with Wilkes-Barre/Scranton despite playing in just 42 games due to injury/call-ups.

TURNING PRO

Made his professional debut with Wilkes-Barre/Scranton of the American Hockey League on April 11, 2014 at Syracuse. Skated in 2 regular-season contests and 1 Calder Cup playoff game for WBS.

ALL-AMERICAN

Won a gold medal at World Under-18 Championship with Team USA in 2010. Invited to the U.S. National Junior Evaluation Camp following the 2009-10 and '10-11 seasons.

YEAR	TEAM	LEAGUE	REGULAR SEASON										PLAYOFFS						
			GP	G	A	PTS	PIM	+/-	PP	SH	GW	S	GP	G	A	PTS	PIM		
2007-08	Honeybaked	MWEHL	31	17	28	45	6	--	--	--	--	--	--	--	--	--	--	--	--
	Honeybaked	Minor	37	27	20	47	--	--	--	--	--	--	--	--	--	--	--	--	--
2008-09	USNTDP	NAHL	42	6	9	15	18	--	--	--	--	--	9	0	2	2	4	--	--
	USNTDP	U17	16	3	2	5	4	--	--	--	--	--	--	--	--	--	--	--	--
2009-10	USNTDP	USHL	27	10	13	23	6	--	--	--	--	--	--	--	--	--	--	--	--
	USNTDP	U17	1	0	0	0	0	--	--	--	--	--	--	--	--	--	--	--	--
	USNTDP	U18	38	16	13	29	18	--	--	--	--	--	--	--	--	--	--	--	--
	United States	WJ-18	7	4	2	6	4	--	--	--	--	--	--	--	--	--	--	--	--
2010-11	Notre Dame	CCHA	40	6	13	19	4	14	0	1	0	58	--	--	--	--	--	--	--
2011-12	Notre Dame	CCHA	40	5	6	11	14	2	0	0	1	78	--	--	--	--	--	--	--
2012-13	Notre Dame	CCHA	41	15	19	34	4	25	5	1	4	121	--	--	--	--	--	--	--
2013-14	Notre Dame	HE	40	17	16	33	12	16	4	2	3	132	--	--	--	--	--	--	--
	Wilkes-Barre	AHL	2	0	0	0	0	0	0	0	0	2	1	0	0	0	0	0	0
2014-15	PITTSBURGH	NHL	14	1	1	2	4	-3	0	0	0	34	--	--	--	--	--	--	--
	Wilkes-Barre	AHL	44	13	13	26	12	6	3	0	--	109	3	2	0	2	0	0	0
PIT/NHL TOTALS			34	2	5	7	4	-11	1	0	2	56	--	--	--	--	--	--	--

CAREER HIGHS

- 1** GOALS IN A GAME
LAST: (1 time), 12.15.14 vs. TBL
- 1** ASSISTS IN A GAME
LAST: (1 time), 01.02.15 vs. TBL
- 1** POINTS IN A GAME
LAST: (2 times), 01.02.15 vs. TBL (1G)

SHOTS ON GOAL

6

LAST: (2 times), 12.31.14 vs. CAR

PENALTY MINUTES

4

LAST: (1 time), 12.13.14 at CBJ

0 GOAL STREAK
LAST: N/A

0 ASSIST STREAK
LAST: N/A

0 POINT STREAK
LAST: N/A

ROB SCUDERI

D

CAREER STATISTICS

PRONOUNCED SKUD-uh-ree, RAWB
 SIGNED THROUGH 2016-17 SEASON
 DOB 12/30/78 BIRTHPLACE Syosset, NY

4

SHOOTS HT WT
 Left 6-1 212

ACQUIRED
 Signed as a free agent on July 5, 2013.



2 1 of just 2 current Penguins with multiple Stanley Cups (Chris Kunitz).

NCAA CHAMPION

Won the NCAA national title in his senior season with Boston College in 2001. He was named to the Championship All-Tournament Team.

DEFENSIVE SPECIALIST

Finished the 2014-15 campaign with 110 blocked shots - ranking 3rd on the team. In 8 of his last 10 seasons, Scuderi has recorded 100-plus blocked shots.

PAYING DUES

Played in over 300 games with Wilkes-Barre/Scranton, helping the Penguins reach the Calder Cup Final in 2004.

3:09

His short-handed time on ice per game in the 2014-15 season, which ranked 1st overall on the team.



1

Of just 2 Penguins to play in all 82 games in 2014-15 (along with Nick Spaling).

02.12.04
 Scuderi's NHL debut at Florida. He finished with 16:21 minutes played.

FAMILY MAN

Married (Courtney); 2 sons (Ryan, Brett); 2 daughters (Kate, Claire). Family resides in Boston in the offseason.

YEAR	TEAM	LEAGUE	REGULAR SEASON										PLAYOFFS						
			GP	G	A	PTS	PIM	+/-	PP	SH	GW	S	GP	G	A	PTS	PIM		
1997-98	Boston College	Hockey East	42	0	24	24	12	--	--	--	--	--	--	--	--	--	--	--	--
1998-99	Boston College	Hockey East	42	2	8	10	20	--	--	--	--	--	--	--	--	--	--	--	--
1999-00	Boston College	Hockey East	42	1	12	13	22	--	--	--	--	--	--	--	--	--	--	--	--
2000-01	Boston College	Hockey East	43	4	19	23	42	--	--	--	--	--	--	--	--	--	--	--	--
2001-02	Wilkes-Barre	AHL	75	1	22	23	66	-4	1	0	0	132	--	--	--	--	--	--	--
2002-03	Wilkes-Barre	AHL	74	4	17	21	44	5	2	0	2	98	6	0	1	1	4		
2003-04	PITTSBURGH	NHL	13	1	2	3	4	2	0	0	0	4	--	--	--	--	--	--	--
	Wilkes-Barre	AHL	64	1	15	16	54	1	0	0	0	87	24	0	3	3	14		
2004-05	Wilkes-Barre	AHL	79	2	18	20	34	15	0	0	0	63	11	2	1	3	2		
2005-06	PITTSBURGH	NHL	57	0	4	4	36	-18	0	0	0	28	--	--	--	--	--	--	--
	Wilkes-Barre	AHL	13	0	8	8	8	11	0	0	0	21	--	--	--	--	--	--	--
2006-07	PITTSBURGH	NHL	78	1	10	11	28	3	0	0	0	31	5	0	0	0	2		
2007-08	PITTSBURGH	NHL	71	0	5	5	26	3	0	0	0	28	20	0	3	3	2		
2008-09	PITTSBURGH	NHL	81	1	15	16	18	23	0	0	0	51	24	1	4	5	6		
2009-10	Los Angeles	NHL	73	0	11	11	21	16	0	0	0	38	6	0	0	0	6		
2010-11	Los Angeles	NHL	82	2	13	15	16	1	0	0	1	46	6	0	2	2	0		
2011-12	Los Angeles	NHL	82	1	8	9	16	-7	0	0	0	63	20	0	1	1	4		
2012-13	Los Angeles	NHL	48	1	11	12	4	-6	0	0	0	33	18	0	3	3	0		
2013-14	PITTSBURGH	NHL	53	0	4	4	2	-8	0	0	0	28	13	0	0	0	6		
2014-15	PITTSBURGH	NHL	82	1	9	10	17	9	0	0	0	52	5	0	0	0	0		
NHL TOTALS			720	8	92	100	188	18	0	0	1	402	117	1	13	14	26		
PITTSBURGH TOTALS			435	4	49	53	131	14	0	0	0	222	67	1	7	8	16		

1ST IN 'BURGH

Scored his 1st career goal in the city of Pittsburgh, and 1st goal in 181 games, with a tally April 10, 2015 vs. NY Islanders. The goal was also his 100th career NHL point.

SEASONED VETERAN

Has played 10-plus seasons in the NHL with Pittsburgh and Los Angeles, appearing in over 700 career regular-season games (720).

CAREER HIGHS

- 1 GOALS IN A GAME
LAST: (8 times), 04.10.15 vs. NYI
- 2 ASSISTS IN A GAME
LAST: (5 times), 11.04.14 at MIN
- 2 POINTS IN A GAME
LAST: (7 times), 11.04.14 at MIN (2A)

SHOTS ON GOAL

4

LAST: (2 times), 10.13.11 at NJD

PENALTY MINUTES

5

LAST: (2 times), 01.20.15 at PHI

0 GOAL STREAK

LAST: N/A

3 ASSIST STREAK

LAST: 3.14.13-03.18.13 (4)

3 POINT STREAK

LAST: 3.14.13-03.18.13 (4A)

SCOTT WILSON

RW

CAREER STATISTICS

PRONOUNCED WIHL-suhn, SKAWT
SIGNED THROUGH 2015-16 SEASON
DOB 4/24/92 BIRTHPLACE Oakville, ON

23

SHOOTS	HT	WT
Left	5-11	183

ACQUIRED
Drafted by Penguins in 7th round (209th overall) of the 2011 NHL Draft.

ROUGH START

Earned his 1st NHL call-up on Dec. 2 and suffered a leg injury in his NHL debut against the New Jersey Devils later that night, leaving the game in the 1st period after just 4:21 minutes of ice time. Stayed in Pittsburgh for 6 weeks to rehab and recover and was re-assigned to Wilkes-Barre/Scranton on Jan. 16.

1 of 6

Players to make their NHL debut during the 2014-15 season along with Bryan Rust, Scott Harrington, Bobby Farnham, Dominik Uher and Derrick Pouliot.

GETTING HOT

Had a 4-game goal-scoring streak from Jan. 18-24, recording 5 tallies during that stretch. Overall, Wilson tallied in 6 of 7 games from Jan. 18-Feb. 3, collecting 7 total goals.

FIRST YEAR

Finished 1st professional season with Wilkes-Barre/Scranton of the American Hockey League in 2014-15. Made his professional debut on April 19 at Utica after helping UMass-Lowell win the Hockey East championship and advance to the NCAA tournament.

FRESHMAN MAGIC

Named 2012 Hockey East Rookie of the Year after posting 16 goals and 38 points in 37 games during his freshman campaign in 2011-12. Also named to the 2012 Hockey East All-Rookie Team and was the 2012 recipient of the New England Hockey Writers' George C. Carens Rookie of the Year Award.



2ND

His NCAA rank in points per game (1.03) among first-year players his freshman season in 2011-12 (38 points in 37 games).

FROZEN FOUR

Played an instrumental role in helping UMass-Lowell reach the Frozen Four for the 1st time in program history as a sophomore in 2013. Had at least 1 point in the last 7 games leading into the tournament, amassing 10 total points (5G-5A) over that span. The event was hosted by CONSOL Energy Center in Pittsburgh.

3

Number of seasons Wilson played with the University of Massachusetts-Lowell from 2011-14. Helped team win Hockey East title and NCAA tournament berth.

REPEAT SUCCESS

Had identical point totals in his 1st 2 seasons at UMass-Lowell, recording 16 goals, 22 assists and 38 points both years.

YEAR	TEAM	LEAGUE	REGULAR SEASON										PLAYOFFS				
			GP	G	A	PTS	PIM	+/-	PP	SH	GW	S	GP	G	A	PTS	PIM
2008-09	Georgetown	OJHL	6	0	1	1	2	--	0	0	0	--	1	0	0	0	0
2009-10	Georgetown	OJHL	56	24	43	67	28	--	5	1	4	--	11	9	8	17	2
2010-11	Georgetown	OJHL	42	20	41	61	59	--	2	3	2	--	4	1	2	3	8
	Canada East	WJAC-19	5	3	3	6	2	--	--	--	--	--	--	--	--	--	--
2011-12	UMass-Lowell	HE	37	16	22	38	26	12	5	0	2	83	--	--	--	--	--
2012-13	UMass-Lowell	HE	41	16	22	38	32	5	6	0	5	114	--	--	--	--	--
2013-14	UMass-Lowell	HE	31	7	12	19	24	5	1	0	1	108	--	--	--	--	--
	Wilkes-Barre	AHL	1	0	0	0	0	0	0	0	0	1	--	--	--	--	--
2014-15	PITTSBURGH	NHL	1	0	0	0	0	0	0	0	0	0	3	0	0	0	0
	Wilkes-Barre	AHL	54	18	22	40	30	13	6	0	--	145	3	2	2	4	0
PIT/NHL TOTALS			1	0	0	0	0	0	0	0	0	0	3	0	0	0	0

CAREER HIGHS

- GOALS IN A GAME
LAST: N/A
- ASSISTS IN A GAME
LAST: N/A
- POINTS IN A GAME
LAST: N/A

SHOTS ON GOAL

0

LAST: N/A

PENALTY MINUTES

0

LAST: N/A

GOAL STREAK
LAST: N/A

ASSIST STREAK
LAST: N/A

POINT STREAK
LAST: N/A

JEFF ZATKOFF

PRONOUNCED ZAT-kawf, JEHF

SIGNED THROUGH 2015-16 SEASON

DOB 6/9/87 BIRTHPLACE Detroit, MI

G

CAREER STATISTICS

37

CATCHES
Left

HT
6-2

WT
179

ACQUIRED
Signed as a free agent on July 1, 2012.

11.02.13

Became the 1st Penguins goalie in team history to record a shutout in his 1st career win on Nov. 2, 2013 at Columbus.

BRICK WALL

Recorded a 10-game unbeaten streak (9-0-1) from Nov. 2, 2013-Jan. 30, 2014, where he stopped 265 of 286 shots (.926 SVP).

ROOKIE HISTORY

Became the 1st Pittsburgh rookie to win 6 straight games (Nov. 11-Dec. 29, 2013; 7-game win streak) since Johan Hedberg did so from Mar. 25-Apr. 8, 2001.

7

Number of games in Zatkoff's win streak, which spanned from Nov. 2-Dec. 29, 2013.

20+

Number of wins he recorded in 3 of 5 AHL seasons with Manchester and WBS.

WBS MVP

Was named the 2012-13 Wilkes-Barre/Scranton team MVP. Went 26-20 with 5 shutouts and a 1.93 GAA.

USA! USA! USA!

Won a bronze medal with Team USA at the 2007 World Junior Championship.

AHL ALL-STAR

Was named an AHL All-Star in 2015 and '13 as a member of the WBS Penguins.

YEAR	TEAM	LEAGUE	REGULAR SEASON								PLAYOFFS					
			GP	W	L	OTL	MIN	GA	SO	GAA	GP	W-L	MIN	GA	SO	GAA
2004-05	Sioux City	USHL	24	13	6	3	1271	54	1	2.55	2	0-0	68	10	0	8.88
2005-06	Miami (Ohio)	CCHA	20	14	5	1	1217	41	3	2.02	--	--	--	--	--	--
2006-07	Miami (Ohio)	CCHA	26	14	8	3	1542	58	1	2.26	--	--	--	--	--	--
	United States	WJC	2	0	2	0	121	7	0	3.46	--	--	--	--	--	--
2007-08	Miami (Ohio)	CCHA	36	27	8	1	2161	62	3	1.72	--	--	--	--	--	--
2008-09	Manchester	AHL	3	1	2	0	182	7	0	2.31	--	--	--	--	--	--
	Ontario	ECHL	37	17	15	3	2164	107	1	2.97	7	3-3	418	26	0	3.73
2009-10	Manchester	AHL	22	10	9	0	1170	57	2	2.92	--	--	--	--	--	--
2010-11	Manchester	AHL	45	20	17	5	2508	112	3	2.68	5	1-3	253	16	0	3.80
2011-12	Manchester	AHL	44	21	17	1	2432	101	3	2.49	2	0-2	97	7	0	4.34
2012-13	Wilkes-Barre	AHL	49	26	20	0	2799	90	5	1.93	5	2-3	253	23	0	5.45
2013-14	PITTSBURGH	NHL	20	12	6	2	1171	51	1	2.61	--	--	--	--	--	--
2014-15	PITTSBURGH	NHL	1	0	1	0	37	1	0	1.62	--	--	--	--	--	--
	Wilkes-Barre	AHL	37	18	14	3	2154	88	3	2.45	2	0-0	58	1	0	1.03
PIT/NHL TOTALS			21	12	7	2	1208	52	1	2.58	--	--	--	--	--	--

AWARD TIME

Combined with Matt Murray to win the 2014-15 Harry "Hap" Holmes Memorial Award, which goes to the goaltending duo that allows the fewest goals in the AHL. He also shared the award with Brad Thiessen in '12-13.

LEAGUE LEADER

Zatkoff's 1.93 goals-against average during the 2012-13 regular season led the entire AHL.

CAREER HIGHS

SHOTS FACED

46

LAST: 03.06.14 at SJS

SAVES

42

LAST: 03.06.14 at SJS

SHUTOUTS

1

LAST: 11.02.13 at CBJ

WIN STREAK

7

11.02.13 - 12.29.13

SHUTOUT STREAK

88:01

01.30.14 - 03.06.14


NICLAS ANDERSEN

D

PRONOUNCED AN-duhr-suhn, NIHK-luhs

SIGNED THROUGH 2015-16 SEASON

DOB 4/28/88 BIRTHPLACE Grums, Sweden



2014-15 SEASON

- Played with Brynas of Swedish Hockey League.
- Served as team captain.
- Established career highs in goals (5), assists (17) and points (22).

CAREER/PERSONAL

- Played entire career in Europe in the Swedish Hockey League (SHL) and Kontinental Hockey League (KHL).
- Has 8-plus years of pro hockey experience in the SHL and KHL.
- Played for Leksands (2005-07), AIK (2007-08) and Brynas (2007-12; '14-15) of the SHL.
- Won SHL championship with Brynas in 2012.
- Totaled 303 career SHL regular-season games with Leksand, AIK and Brynas. Played in 101 KHL regular-season games.
- Played 2 years with the Severstal Cherepovets of the KHL (2012-14).
- Originally drafted by Los Angeles Kings in 4th round (114th overall) of 2006 NHL Draft.
- Helped Sweden win bronze medal at the 2014 World Championship.
- Won silver medal at 2008 World Junior Championship and bronze at 2005 Under-18 World Junior Championship with Sweden.

SHOOTS	HT	WT
Left	6-1	218

ACQUIRED

Signed as an unrestricted free agent on June 15, 2015.

CAREER STATISTICS

YEAR	TEAM	LEAGUE	REGULAR SEASON										PLAYOFFS				
			GP	G	A	PTS	PIM	+/-	PP	SH	GW	S	GP	G	A	PTS	PIM
2004-05	Leksands	SWE-Jr.	26	3	2	5	91	--	--	--	--	--	5	0	2	2	2
2005-06	Leksands	SWE U18	3	0	3	3	8	--	--	--	--	--	2	0	0	0	10
	Leksands	SWE-Jr.	36	5	6	11	214	--	--	--	--	--	--	--	--	--	--
	Leksands	SWE-Q	3	0	0	0	2	--	--	--	--	--	--	--	--	--	--
	Leksands	SWE	8	0	0	0	8	--	--	--	--	--	--	--	--	--	--
2006-07	Leksands	SWE-Jr.	4	1	1	2	2	--	--	--	--	--	--	--	--	--	--
	Leksands	SWE-2	35	0	5	5	38	--	--	--	--	--	--	--	--	--	--
2007-08	AIK	SWE-2	3	1	1	2	2	--	--	--	--	--	--	--	--	--	--
	Brynas	SWE-Jr.	5	0	1	1	35	--	--	--	--	--	--	--	--	--	--
	Brynas	SWE	38	0	3	3	26	--	--	--	--	--	--	--	--	--	--
	Brynas	SWE-Q	10	1	2	3	10	--	--	--	--	--	--	--	--	--	--
2008-09	Brynas	SWE	55	0	8	8	60	--	--	--	--	4	0	0	0	4	
2009-10	Brynas	SWE	42	3	3	6	28	--	--	--	--	--	--	--	--	--	--
2010-11	Brynas	SWE	51	4	4	8	42	--	--	--	--	5	0	0	0	0	
2011-12	Brynas	SWE	55	1	7	8	48	--	--	--	--	17	1	2	3	8	
2012-13	SeverStal	KHL	51	1	5	6	20	--	--	--	--	10	0	0	0	0	
2013-14	Severstal	KHL	50	3	5	8	32	--	--	--	--	4	0	1	1	4	
	Sweden	WC	8	0	2	2	8	2	0	0	0	5	--	--	--	--	--
2014-15	Brynas	SWE	54	5	17	22	32	--	--	--	--	4	0	0	0	4	

JOSH ARCHIBALD

RW

PRONOUNCED AHR-chih-bawld, JAWSH

SIGNED THROUGH 2016-17 SEASON

DOB 10/6/92 BIRTHPLACE Regina, SK



2014-15 SEASON

- Split season between Wilkes-Barre/Scranton of the American Hockey League and Wheeling of the ECHL.
- Completed 1st full season as a pro, playing bulk of season in AHL.

CAREER/PERSONAL

- Transitioned to pro hockey with WBS in 2013-14 season.
- Played 3 seasons of college hockey with the University of Nebraska-Omaha (UNO) of the National Collegiate Hockey Conference (NCHC).
- Finished college career with 58 goals and 94 points in 112 games.
- Was a finalist for the Hobey Baker Award as the top NCAA college hockey player and was an NCAA First-Team All-American in 2013-14.
- His 29 goals in 2013-14 were the 3rd-most in the entire nation, while his 43 points led the NCHC.
- Named 2014 NCHC Player of the Year, Forward of the Year and All-Conference First-Team. Named Nebraska-Omaha Athletics' Male Athlete of the Year.
- Finished 2nd on the UNO Mavericks in goals (19) and points (36) in 2012-13.
- Ranked 2nd among UNO rookies in games played (36), and was 1 of just 5 UNO skaters to score 10 or more goals in 2011-12.
- Played with fellow Penguins prospect Jake Guentzel in 2013-14 with Mavericks.
- Represented the United States at the 2012 World Junior Championship in Alberta.
- His father, Jim, was drafted by Minnesota in the 7th round (139th overall) of the 1981 NHL Draft and appeared in 16 games for the North Stars.

SHOOTS	HT	WT
Right	5-10	176

ACQUIRED

Drafted by Penguins in 6th round (174th overall) of the 2011 NHL Draft.

CAREER STATISTICS

YEAR	TEAM	LEAGUE	REGULAR SEASON										PLAYOFFS				
			GP	G	A	PTS	PIM	+/-	PP	SH	GW	S	GP	G	A	PTS	PIM
2009-10	Brainerd	USHS	25	20	30	50	72	--	--	--	--	--	2	2	5	7	2
2010-11	Team North	UMHSEL	21	8	7	15	49	--	--	--	--	--	3	0	2	2	6
	Brainerd	USHS	25	27	46	73	40	--	--	--	--	--	2	3	2	5	0
2011-12	Nebraska-Omaha	NCHC	36	10	5	15	33	3	1	0	0	62	--	--	--	--	--
	United States	WJCA	6	0	2	2	6	-2	0	0	0	--	--	--	--	--	--
2012-13	Nebraska-Omaha	NCHC	39	19	17	36	34	18	3	1	1	96	--	--	--	--	--
2013-14	Nebraska-Omaha	NCHC	37	29	14	43	62	2	8	0	6	127	--	--	--	--	--
	Wilkes-Barre	AHL	7	1	0	1	13	0	0	0	0	10	2	1	0	1	0
2014-15	Wilkes-Barre	AHL	45	5	8	13	24	-1	2	0	--	75	3	0	1	1	0
	Wheeling	ECHL	9	7	4	11	4	4	0	0	--	43	--	--	--	--	--

TYLER BIGGS

RW

PRONOUNCED BIHGZ, TIGH-luhr

SIGNED THROUGH 2015-16 SEASON

DOB 4/30/93 BIRTHPLACE Binghamton, NY



2014-15 SEASON

- Played majority of the season with Toronto Marlies of the American Hockey League.
- Notched career-high 56 penalty minutes in 47 games with Toronto.
- Also saw action in 8 contests for Orlando of ECHL.

CAREER/PERSONAL

- Played parts of last 3 seasons with Toronto Marlies of the American Hockey League.
- Posted 10 goals, 15 points and 95 penalty minutes in 108 career AHL contests.
- Originally drafted by the Toronto Maple Leafs in the 1st round (22nd overall) of the 2011 NHL Draft. Toronto traded up in order to select Biggs.
- Played 1 season with Oshawa of the Ontario Hockey League in 2012-13. His 26 goals and 53 points both ranked 3rd on team.
- Played 1 season of college hockey with Miami (Ohio) University in 2011-12. Posted 17 points (9G-8A) and 63 penalty minutes in 37 games.
- Has won 4 gold medals with Team USA in international play (2010 U-17 World Championship, '10 U-18 World Championship, '11 U-18 World Junior Championship and '13 U-20 World Junior Championship).
- Product of the United States National Development Program. Played for the National Development Team from 2009-11. Served as captain of the U-18 team in 2010-11.
- Father, Don Biggs, was drafted in 1983 by Minnesota (156th overall). He played 12 NHL games in his career, including 11 for Philadelphia in 1987. His jersey (No. 22) was retired by the Cincinnati Cyclones of the IHL.

SHOOTS	HT	WT
Right	6-2	205

ACQUIRED

From Toronto with Phil Kessel, Tim Erixon and conditional pick for Kasper Kapanen, Nick Spaling, Scott Harrington, 2016 3rd-round pick and conditional pick.

CAREER STATISTICS

YEAR	TEAM	LEAGUE	REGULAR SEASON										PLAYOFFS				
			GP	G	A	PTS	PIM	+/-	PP	SH	GW	S	GP	G	A	PTS	PIM
2009-10	United States	USHL	24	6	5	11	54	0	1	1	0	--	--	--	--	--	
	United States	U-17	20	10	4	14	31	--	--	--	--	--	--	--	--		
	United States	U-18	9	0	0	0	6	--	--	--	--	--	--	--	--		
2010-11	United States	WJ-18	7	0	0	0	4	0	0	0	0	--	--	--	--		
	United States	USHL	20	7	4	11	41	8	1	0	0	--	--	--	--		
	United States	U-18	35	12	8	20	120	--	--	--	--	--	--	--	--		
2011-12	United States	WJ-18	6	2	1	3	49	3	0	0	1	--	--	--	--		
	Miami (Ohio)	CCHA	37	9	8	17	63	--	1	1	1	--	--	--	--		
	Oshawa	OHL	60	26	27	53	55	11	6	1	--	9	0	1	13		
2012-13	United States	WJC	7	0	1	1	8	6	0	0	0	--	--	--	--		
	Toronto	AHL	4	1	0	1	0	1	0	0	0	8	1	0	0	0	
	Toronto	AHL	57	7	2	9	39	0	0	1	2	68	3	0	0	4	
2014-15	Toronto	AHL	47	2	3	5	56	-6	0	0	0	63	--	--	--	--	
	Orlando	ECHL	8	4	2	6	16	1	0	0	--	21	--	--	--	--	

JEAN-SEBASTIEN DEA

C

PRONOUNCED DAY, ZHAWN-suh-BAS-t'yehn

SIGNED THROUGH 2016-17 SEASON

DOB 2/8/94 BIRTHPLACE Laval, QC



2014-15 SEASON

- Split 1st full pro season between Wilkes-Barre/Scranton of the American Hockey League and Wheeling of the ECHL.
- Set AHL career highs in games played (43), goals (10), assists (11), points (21) and power-play goals (7).
- His 7 power-play goals tied for most on WBS (Scott Wilson).

CAREER/PERSONAL

- Played 1-plus seasons of pro hockey.
- Played 3 seasons with the Rouyn-Noranda Huskies of the QMJHL.
- Totaled 111 goals and 192 points in 183 career QMJHL games (1.05 points per game).
- His 49 goals in 2013-14 were a new career-high and tied for 4th-most in the QMJHL. Led the Huskies in goals with 49 (18 more than the next-closest player) and ranked 2nd on the team with 75 points.
- Named the Telus First Star after finishing October 2013 as the QMJHL's leading scorer with 34 points in 17 games, including 3 hat tricks and 10 multi-point games.
- Helped Rouyn-Noranda reach the QMJHL semifinals in the 2013 playoffs. Ranked 1st on the team and 6th in the league in postseason goals with 12, notching 6 on the power play.

SHOOTS	HT	WT
Right	5-11	175

ACQUIRED

Signed as a free agent with the Penguins on Sept. 17, 2013.

CAREER STATISTICS

YEAR	TEAM	LEAGUE	REGULAR SEASON										PLAYOFFS				
			GP	G	A	PTS	PIM	+/-	PP	SH	GW	S	GP	G	A	PTS	PIM
2010-11	Charles-Lemoy	QMAAA	42	26	29	55	26	--	--	--	--	--	5	6	3	9	6
2011-12	Rouyn-Noranda	QMJHL	50	17	15	32	42	-5	4	0	3	71	4	1	2	3	0
2012-13	Rouyn-Noranda	QMJHL	68	45	40	85	59	21	25	2	4	157	14	12	9	21	24
2013-14	Rouyn-Noranda	QMJHL	65	49	26	75	53	4	17	6	8	249	9	6	3	9	12
	Wilkes-Barre	AHL	1	0	0	0	0	0	0	0	0	1	--	--	--	--	--
2014-15	Wilkes-Barre	AHL	43	10	11	21	16	1	7	0	3	88	4	0	0	0	2
	Wheeling	ECHL	14	4	3	7	6	2	1	0	--	47	--	--	--	--	--


TRISTAN JARRY

G

PRONOUNCED JAIR-ee, TRIH-stan

SIGNED THROUGH 2017-18 SEASON

DOB 4/29/95 BIRTHPLACE Surrey, BC



2014-15 SEASON

- Completed 4th and final season with Edmonton of the Western Hockey League (WHL).
- Recorded 2nd career 20-win season with 23 victories.

CAREER/PERSONAL

- Played 4 seasons with Edmonton of the Western Hockey League (WHL).
- Led Edmonton to WHL championship and Memorial Cup title in 2014. Won WHL title with Game 7 victory on the road against the Portland Winterhawks, who were coached by current Penguins head coach Mike Johnston and featured defenseman Derrick Pouliot.
- Finished WHL career with 93 wins, 17 shutouts and 2.37 goals-against average.
- Best season was 2013-14 when he set career highs in games played (63), wins (44), minutes played (3703) and shutouts (8). His 44 wins ranked 1st in the WHL (5 more than the next closest goalie).
- His 1.61 goals-against average and .936 save percentage in the 2012-13 season led the WHL.
- Named a WHL First-Team All-Star in 2013-14.
- Led the WHL in goals-against average in 2012-13 (1.61) and '13-14 (2.24).
- Won gold medal with Canada Pacific at 2012 World U-17 Challenge.
- Named "Player of the Game" for Team Cherry in the 2013 CHL Top Prospects Game, stopping all 16 shots faced.

CATCH	HT	WT
Left	6-2	194

ACQUIRED

Drafted by Penguins in 2nd round (44th overall) of the 2013 NHL Draft.

CAREER STATISTICS

YEAR	TEAM	LEAGUE	REGULAR SEASON							PLAYOFFS						
			GP	W	L	OTL	MIN	GA	SO	GAA	GP	W-L	MIN	GA	SO	GAA
2009-10	North Delta	Minor-BC	26	--	--	--	--	--	--	1.65	--	--	--	--	--	--
2010-11	Greater Vancouver	BCMML	20	--	--	--	--	--	--	2.31	6	--	--	--	--	
2011-12	Edmonton	WHL	14	8	2	1	718	35	0	2.93	--	--	--	--	--	
	British Columbia	CWG	2	--	--	--	--	--	--	4.32	--	--	--	--	--	
	Canada Pacific	WHC-17	2	--	--	--	--	--	--	1.95	--	--	--	--	--	
2012-13	Edmonton	WHL	27	18	7	0	1495	40	6	1.61	1	0-0	27	0	0	0.00
2013-14	Edmonton	WHL	63	44	14	3	3703	138	8	2.24	21	16-5	1261	46	3	2.19
	Edmonton	M-Cup	5	3	2	--	364	17	0	2.80	--	--	--	--	--	--
2014-15	Edmonton	WHL	55	23	26	6	3216	147	3	2.74	5	1-4	312	15	0	2.88


TOM KUHNHACKL

RW

PRONOUNCED koon-HAH-kuhl, TAWM

SIGNED THROUGH 2015-16 SEASON

DOB 1/21/92 BIRTHPLACE Landshut, Germany



2014-15 SEASON

- Played entire season with Wilkes-Barre/Scranton of the American Hockey League (AHL).
- Set career highs in games played (72), goals (12), assists (18) and points (30).

CAREER/PERSONAL

- Played 3 professional seasons with WBS (AHL) and Wheeling (ECHL) from 2012-15.
- Split the 2011-12 season between the Windsor Spitfires and the Niagara IceDogs of the Ontario Hockey League (OHL).
- Enjoyed a successful 1st season in North America with Windsor in 2010-11, leading the team with 39 goals and 15 power-play goals during the regular season.
- Helped lead Windsor to the OHL conference finals in 2011 by ranking 1st on the team during the postseason in goals (11), points (23), plus-minus (+11) and power-play goals (4) in 18 games. His goal and point totals each ranked 3rd overall in the OHL.
- Has represented Germany internationally, playing in the 2008 and '09 World Under-17 Hockey Challenge, the 2009 and '10 World Under-18 Junior Championships and the 2010 and '11 World Junior Championships.
- Won gold medal at 2010 World Under-18 Championship.
- His father, Erich, was elected to the International Ice Hockey Federation (IIHF) Hall of Fame in 1997 and was named the German hockey player of the century in 2000.

SHOOTS	HT	WT
Left	6-2	196

ACQUIRED

Drafted by Penguins in the 4th round (110th overall) of the 2010 NHL Draft.

CAREER STATISTICS

YEAR	TEAM	LEAGUE	REGULAR SEASON											PLAYOFFS				
			GP	G	A	PTS	PIM	+/-	PP	SH	GW	S	GP	G	A	PTS	PIM	
2007-08	EV Landshut	GER-JR	30	21	20	41	102	--	--	--	--	--	3	1	0	1	2	
	Germany	WHC-17	5	4	1	5	2	--	--	--	--	--	--	--	--	--	--	
2008-09	EV Landshut	GER-JR	6	4	3	7	31	--	--	--	--	--	7	5	5	10	27	
	EV Landshut	GER-2	42	11	10	21	34	--	--	--	--	--	6	1	0	1	6	
	Germany	WHC-17	5	4	3	7	2	--	--	--	--	--	--	--	--	--	--	
	Germany	WJ-18	6	1	1	2	4	--	--	--	--	--	--	--	--	--	--	
2009-10	EV Landshut	GER-JR	2	1	3	4	0	4	--	--	--	--	3	4	4	8	12	
	EV Landshut	GER-2	38	12	9	21	38	--	--	--	--	--	6	0	0	0	2	
	Augsburger	GER	4	0	0	0	0	0	--	--	--	--	--	--	--	--	--	
	Germany	WJ-18	5	4	2	6	2	8	1	0	0	--	--	--	--	--	--	
	DEB	DEB-Pokal U20	--	--	--	--	--	--	--	--	--	2	2	0	2	2		
2010-11	Windsor	OHL	63	39	29	68	47	4	15	1	--	--	18	11	12	23	10	
	Germany	WJC	6	1	0	1	16	5	0	0	0	--	--	--	--	--	--	
2011-12	Windsor	OHL	4	1	3	4	6	3	0	0	--	--	--	--	--	--	--	
	Niagara	OHL	30	7	18	25	29	17	2	0	--	--	20	6	5	11	14	
2012-13	Wilkes-Barre	AHL	11	2	2	4	6	3	0	0	10	--	--	--	--	--	--	
	Wheeling	ECHL	2	1	0	1	2	2	0	0	--	5	--	--	--	--	--	
2013-14	Wilkes-Barre	AHL	48	8	2	10	22	-4	4	0	3	60	2	0	0	0	2	
	Wheeling	ECHL	16	7	7	14	12	10	1	0	--	51	10	6	0	6	6	
2014-15	Wilkes-Barre	AHL	72	12	18	30	19	10	4	2	2	132	8	0	2	2	0	


MATIA MARCANTUONI

C

PRONOUNCED mark-an-TEW-oh-nee, mah-TEE-ah

SIGNED THROUGH 2016-17 SEASON

DOB 2/22/94 BIRTHPLACE Woodbridge, ON



2014-15 SEASON

- Completed 1st full pro season split between Wilkes-Barre/Scranton of the American Hockey League and Wheeling of the ECHL.

CAREER/PERSONAL

- Played 1-plus season of pro hockey with Wilkes-Barre/Scranton (AHL) and Wheeling (ECHL).
- Played 4 seasons with Kitchener of the Ontario Hockey League (OHL). Served as alternate captain during 2013-14 season.
- Played in a total of 184 OHL games, totaling 42 goals, 56 assists and 98 points.
- Acquired by the Kitchener Rangers in the 1st round of the 2010 OHL Priority Selection.
- Won a gold medal at 2011 Under-17 World Hockey Challenge representing Ontario. Served as team captain.
- Earned a gold medal with Team Canada at the 2011 Under-18 Ivan Hlinka Memorial Tournament.

SHOOTS	HT	WT
Right	6-0	200

ACQUIRED

Drafted by Penguins in the 4th round (92nd overall) of the 2012 NHL Draft.


REID MCNEILL

D

PRONOUNCED muhk-NEEL, REED

SIGNED THROUGH 2016-17 SEASON

DOB 4/29/92 BIRTHPLACE London, ON



2014-15 SEASON

- Completed his 2nd full season with Wilkes-Barre/Scranton of the American Hockey League (AHL).
- Posted career highs in goals (2), assists (5), points (7) and penalty minutes (121).

CAREER/PERSONAL

- Played 3 seasons of pro hockey split between Wilkes-Barre/Scranton (AHL) and Wheeling (ECHL).
- Has appeared in 112 career AHL games and 30 postseason contests. Posted 240 career penalty minutes and a plus-17.
- Finished tied for Wheeling's penalty minutes leader in 2012-13 (90).
- Played 3 seasons in the Ontario Hockey League (OHL) with London (2009-11) and Barrie (2011-12).
- Mentored then-15-year-old Aaron Ekblad, the 1st-overall selection at the 2014 NHL Draft and the 2015 Calder Trophy winner, while with Barrie in 2011-12.
- Ranked 2nd among Barrie defensemen in 2011-12 with a plus-9 rating.
- Established OHL career highs in goals (3), assists (9) and points (12) in 2011-12.

SHOOTS	HT	WT
Left	6-4	215

ACQUIRED

Drafted by Penguins in the 6th round (170th overall) of the 2010 NHL Draft.

CAREER STATISTICS

YEAR	TEAM	LEAGUE	REGULAR SEASON										PLAYOFFS				
			GP	G	A	PTS	PIM	+/-	PP	SH	GW	S	GP	G	A	PTS	PIM
2009-10	Toronto	GTHL	77	39	33	72	64	--	--	--	--	--	--	--	--	--	--
	Toronto	OHL CUP	7	4	2	6	4	--	--	--	--	--	--	--	--	--	--
2010-11	St. Michael's	CCHL	2	2	0	2	2	1	1	0	0	--	--	--	--	--	--
	Kitchener	OHL	42	11	16	27	26	-7	6	0	-	--	7	0	0	0	0
2011-12	Ontario	WHC-17	5	2	3	5	4	--	--	--	--	--	--	--	--	--	--
	Kitchener	OHL	24	9	5	14	10	2	3	0	--	--	--	--	--	--	--
2012-13	Kitchener	OHL	64	7	18	25	34	-3	1	2	--	--	10	1	1	2	6
2013-14	Kitchener	OHL	54	15	17	32	29	-30	6	1	1	--	--	--	--	--	--
2014-15	Wilkes-Barre	AHL	1	0	0	0	2	0	0	0	0	0	--	--	--	--	--
	Wheeling	ECHL	11	4	6	10	6	2	0	1	0	20	--	--	--	--	--

CAREER STATISTICS

YEAR	TEAM	LEAGUE	REGULAR SEASON										PLAYOFFS				
			GP	G	A	PTS	PIM	+/-	PP	SH	GW	S	GP	G	A	PTS	PIM
2008-09	Lambeth	OJHL	16	0	4	4	12	--	0	0	0	--	--	--	--	--	--
2009-10	London	OJHL	20	0	7	7	6	--	0	0	0	--	--	--	--	--	--
	London	OHL	53	2	3	5	32	11	0	0	--	--	12	0	1	1	0
2010-11	London	OHL	62	2	4	6	70	-1	0	0	--	--	6	0	0	0	4
2011-12	Barrie	OHL	51	3	9	12	60	9	1	0	--	--	13	0	0	0	22
2012-13	Wheeling	ECHL	44	2	4	6	90	-5	0	0	--	--	--	--	--	--	--
2013-14	Wilkes-Barre	AHL	3	0	0	0	0	2	0	0	0	6	12	0	1	1	12
	Wilkes-Barre	AHL	55	1	4	5	119	9	0	0	0	40	10	1	2	3	14
2014-15	Wilkes-Barre	AHL	54	2	5	7	121	6	0	0	1	42	8	0	1	1	11


KAEL MOUILLIERAT

LW

PRONOUNCED MOOL-uhr-aht, KAYL

SIGNED THROUGH 2015-16 SEASON

DOB 12/9/87 BIRTHPLACE Edmonton, AB



2014-15 SEASON

- Split season between NY Islanders and Bridgeport Tigers of the American Hockey League (AHL).
- Made NHL debut with 6 games for Islanders.
- Scored 1st career NHL goal Feb. 24 vs. Arizona.
- Ranked 2nd on Bridgeport with career-high 24 goals and 3rd with 50 points while totaling 110 penalty minutes.

CAREER/PERSONAL

- Totaled 6 career NHL games, all with NY Islanders, in 2014-15 campaign.
- Played 229 career AHL games with Texas, St. John's and Bridgeport.
- Posted 63 goals and 170 points in AHL career.
- Helped lead the St. John's IceCaps to the AHL Calder Cup Final in 2013-14, chipping in 7 goals and 13 points.
- Notched career-high 53 points while adding 20 goals for St. John's in 2013-14.
- Began pro career with Idaho of the ECHL, playing parts of 4 seasons with the Steelheads.
- Named to ECHL All-Star Game and All-Rookie Team after posting 25 goals, 38 assists and 63 points in 62 contests in 2010-11.
- Played 4 years of collegiate hockey with Minnesota State-Mankato from 2006-10.
- Named to Western Collegiate Hockey Association (WCHA) All-Academic squad.

SHOOTS	HT	WT
Left	6-0	188

ACQUIRED

Signed as unrestricted free agent on July 1, 2015.

CAREER STATISTICS

YEAR	TEAM	LEAGUE	REGULAR SEASON										PLAYOFFS				
			GP	G	A	PTS	PIM	+/-	PP	SH	GW	S	GP	G	A	PTS	PIM
2008-09	Minn-Mankato	WCHA	30	17	13	30	48	--	8	1	2	--	--	--	--	--	--
2009-10	Minn-Mankato	WCHA	38	13	12	25	64	--	5	2	4	--	--	--	--	--	
	Idaho	ECHL	9	2	0	2	8	0	0	0	0	20	--	--	--	--	
2010-11	Texas	AHL	6	0	2	2	2	-1	0	0	0	10	--	--	--	--	
	Idaho	ECHL	62	25	38	63	108	10	10	0	5	165	8	0	3	3	12
2011-12	Idaho	ECHL	27	14	13	27	42	-10	4	1	3	78	--	--	--	--	
	Bridgeport	AHL	44	8	15	23	47	16	2	0	2	83	2	0	0	0	2
2012-13	Idaho	ECHL	19	14	13	27	29	5	6	1	3	56	--	--	--	--	
	St. John's	AHL	50	11	31	42	32	-4	5	1	1	141	--	--	--	--	
2013-14	St. John's	AHL	60	20	33	53	48	1	7	1	6	155	21	7	6	13	18
2014-15	NY Islanders	NHL	6	1	1	2	8	-3	0	0	0	1	--	--	--	--	
	Bridgeport	AHL	69	24	26	50	110	-21	--	--	--	--	--	--	--	--	
	NHL TOTALS		6	1	1	2	8	-3	0	0	0	1	--	--	--	--	

MATT MURRAY

G

PRONOUNCED MUHR-ee, MAT

SIGNED THROUGH 2016-17 SEASON

DOB 5/25/94 BIRTHPLACE Thunder Bay, ON



2014-15 SEASON

- Completed 1st pro season with Wilkes-Barre/Scranton and rewrote the American Hockey League record books.
- Named AHL Goaltender of the Year and Rookie of the Year after leading the league in shutouts (12), save percentage (.941) and goals-against average (1.58). Just 2nd rookie in the last 20 years to win the award.
- Set AHL record for longest shutout sequence at 304 minutes, 11 seconds between Feb. 8 and March 8, 2015 - a calendar month. The best mark in the AHL's 79-year history.
- His 12 shutouts are the most ever posted by a rookie AHL netminder.
- Named First-Team AHL All-Star and won the Harry "Hap" Holmes Memorial Award with Jeff Zatkoff for the team that boasted the fewest goals-against average in the AHL.

CATCH	HT	WT
Left	6-4	178

ACQUIRED

Drafted by Penguins in the 3rd round (83rd overall) of the 2012 NHL Draft.

CAREER/PERSONAL

- Played 4 seasons with Sault Ste. Marie of the Ontario Hockey League (OHL).
- Ranked among OHL leaders in several categories in 2013-14: 1st (tied) in shutouts (6); 2nd in wins (32); 3rd in save percentage (.921); and 6th in goals-against average (2.57). Ranked 8th in the OHL in both saves (1504) and wins (26) in 2012-13.
- Served as starting goaltender for Team Canada at the World Under-18 Championship in 2012, leading Canada to a bronze medal. Was also named one of Canada's Top 3 Players.
- Won a gold medal with Team Ontario at the 2011 World Under-17 Challenge.
- Participated in the 2012 CHL Top Prospects Game where he made 17 saves and allowed just 1 goal. Named Team Cherry Player of the Game.

CAREER STATISTICS

YEAR	TEAM	LEAGUE	REGULAR SEASON							PLAYOFFS						
			GP	W	L	OTL	MIN	GA	SO	GAA	GP	W-L	MIN	GA	SO	GAA
2010-11	Sault Ste Marie	OHL	28	8	11	3	1377	87	1	3.79	--	--	--	--	--	--
2011-12	Sault Ste Marie	OHL	36	13	19	1	1912	130	0	4.08	--	--	--	--	--	--
	Canada	WJ-18	7	4	3	0	420	19	0	2.72	--	--	--	--	--	--
2012-13	Sault Ste Marie	OHL	53	26	19	4	2910	178	2	3.67	6	2-4	381	17	1	2.67
2013-14	Sault Ste Marie	OHL	49	32	11	1	2984	128	6	2.57	9	4-3	547	24	1	2.63
	Wilkes-Barre	AHL	1	0	1	0	60	2	0	2.00	1	0-0	20	0	0	1.00
2014-15	Wilkes-Barre	AHL	40	25	10	3	2320	61	12*	1.58*	8	4-4	456	18	1	2.37

*AHL LEADER


WILL O'NEILL

D

PRONOUNCED oh-NEEL, WIHL

SIGNED THROUGH 2015-16 SEASON

DOB 4/28/88 BIRTHPLACE Boston, MA



2014-15 SEASON

- Played 72 games for St. John's of the American Hockey League (AHL).
- Set career highs in goals (10), assists (38) and points (48).
- His 48 points led St. John's in scoring and ranked 5th among all AHL blueliners.

CAREER

- Played parts of 4 seasons with the St. John's IceCaps from 2012-15.
- Helped St. John's advance to Calder Cup Final in 2014.
- Led all AHL defensemen in assists (13) and points (16) during 2014 playoff run. His 13 assists were the most in the entire AHL.
- Totaled 206 career AHL games (all with St. John's), posting 107 points (23G-84A).
- Originally drafted by Atlanta in the 7th round (210th overall) of the 2006 NHL Draft.
- Played 4 seasons of collegiate hockey with Maine.
- Served as Maine's captain during senior campaign in 2011-12.
- Named to Hockey East All-Academic Team in 2009-10 as a sophomore.
- Played 2 seasons with Omaha of the United States Hockey League (USHL).

SHOOTS	HT	WT
Left	6-1	205

ACQUIRED

Signed as an unrestricted free agent on July 2, 2015.

CAREER STATISTICS

YEAR	TEAM	LEAGUE	REGULAR SEASON										PLAYOFFS					
			GP	G	A	PTS	PIM	+/-	PP	SH	GW	S	GP	G	A	PTS	PIM	
2004-05	Tabor Acad.	HS-MA	--	1	16	17	--	--	--	--	--	--	--	--	--	--	--	--
2005-06	Tabor Acad.	HS-MA	28	5	25	30	38	--	--	--	--	--	--	--	--	--	--	--
2006-07	Omaha	USHL	57	4	9	13	73	--	--	--	--	--	5	0	0	0	8	
2007-08	Omaha	USHL	58	5	19	24	95	--	--	--	--	--	14	1	6	7	38	
2008-09	Maine	HE	34	4	12	16	82	--	--	--	--	--	--	--	--	--	--	
2009-10	Maine	HE	39	8	23	31	69	--	--	--	--	--	--	--	--	--	--	
2010-11	Maine	HE	28	4	17	21	44	--	1	0	1	--	--	--	--	--	--	
2011-12	Maine	HE	40	3	30	33	68	--	1	0	0	--	--	--	--	--	--	
	St. John's	AHL	7	1	2	3	9	1	0	0	1	8	--	--	--	--	--	
2012-13	St. John's	AHL	59	3	18	21	32	-21	0	0	0	84	--	--	--	--	--	
2013-14	St. John's	AHL	68	9	26	35	80	6	7	0	0	107	18	3	13	16	27	
2014-15	St. John's	AHL	72	10	38	48	74	-16	8	0	2	194	--	--	--	--	--	


STEVE OLEKSY

D

PRONOUNCED oh-LEHK-see, STEE-vehn

SIGNED THROUGH 2015-16 SEASON

DOB 2/4/86 BIRTHPLACE Chesterfield, MI



2014-15 SEASON

- Played majority of the season with Hershey of the American Hockey League (AHL).
- Appeared in 1 contest for Washington of NHL.
- Hit AHL career highs in games played (68), goals (4) and points (t-15).

CAREER/PERSONAL

- Appeared in 62 NHL games and 7 playoff contests for Washington over parts of 3 seasons.
- Established NHL career highs in games played (33), goals (2), assists (t-8), points (10) and penalty minutes (53) with Washington in 2012-13.
- Played 4-plus seasons in the AHL with Lake Erie, Bridgeport and Hershey.
- Appeared in 220 career AHL games, totaling 54 points (7G-47A).
- Played parts of 4 seasons in the ECHL with Las Vegas, Toledo and Idaho.
- Totaled 107 career ECHL contests, compiling 38 points (9G-29A).
- Played 3 seasons of college hockey with Lake Superior State of the CCHA.
- Appeared in 74 collegiate contests in his career with Lake Superior State.

SHOOTS	HT	WT
Right	6-0	190

ACQUIRED

Signed as unrestricted free agent on July 1, 2015.

CAREER STATISTICS

YEAR	TEAM	LEAGUE	REGULAR SEASON										PLAYOFFS				
			GP	G	A	PTS	PIM	+/-	PP	SH	GW	S	GP	G	A	PTS	PIM
2008-09	Lake Superior	CCHA	38	0	9	9	50	--	0	0	0	--	--	--	--	--	--
	Las Vegas	ECHL	2	0	0	0	0	1	0	0	0	1	--	--	--	--	--
2009-10	Toledo	ECHL	3	0	0	0	2	1	0	0	0	3	--	--	--	--	--
	Port Huron	IHL	28	1	1	2	35	-4	--	--	--	--	--	--	--	--	--
	Idaho	ECHL	33	1	8	9	72	4	0	0	0	25	8	0	0	0	25
2010-11	Idaho	ECHL	55	7	14	21	134	6	5	0	2	79	--	--	--	--	--
	Lake Erie	AHL	17	0	4	4	39	0	0	0	0	14	3	0	1	1	2
2011-12	Idaho	ECHL	14	1	7	8	47	-9	1	0	0	24	--	--	--	--	--
	Bridgeport	AHL	50	1	14	15	98	16	0	0	0	57	3	0	0	0	2
2012-13	Washington	NHL	28	1	8	9	33	9	0	0	0	25	7	0	1	1	4
	Hershey	AHL	55	2	12	14	151	5	0	0	1	55	--	--	--	--	--
2013-14	Washington	NHL	33	2	8	10	53	7	0	0	1	27	--	--	--	--	--
	Hershey	AHL	30	0	6	6	39	-2	0	0	0	21	--	--	--	--	--
2014-15	Washington	NHL	1	0	0	0	0	-1	0	0	0	1	--	--	--	--	--
	Hershey	AHL	68	4	11	15	147	13	0	0	--	90	8	0	3	3	8
NHL TOTALS			62	3	16	19	86	15	0	0	1	53	7	0	1	1	4


KEVIN PORTER

C

PRONOUNCED POHR-tuhr, KEH-vihn

SIGNED THROUGH 2015-16 SEASON

DOB 3/12/86 BIRTHPLACE Detroit, MI



2014-15 SEASON

- Spent the season with Grand Rapids of the American Hockey League (AHL).
- Helped the Griffins advance to the Western Conference Final, appearing in 16 postseason contests.

CAREER/PERSONAL

- Played parts of 6 NHL seasons with Arizona, Colorado and Buffalo.
- Best NHL season was 2010-11 with Colorado. Established career highs in games played (74), goals (14), assists (11) and points (25).
- Originally drafted by Arizona in the 4th round (119th overall) of the 2004 NHL Draft.
- Played parts of 6 seasons in the AHL with San Antonio, Lake Erie, Rochester and Grand Rapids.
- Appeared in 272 career AHL contests, posting 79 goals, 116 assists and 195 points.
- Played 4 seasons of collegiate hockey at Michigan. Won CCHA championship in 2005 and '08.
- Won Hobey Baker Award as nation's top college following senior campaign (2007-08) that saw him post 33 goals and 63 points in 43 games.
- Named 2007-08 CCHA Player of the Year and NCAA West First-Team All-American.
- Posted 183 career points (85G-98A) in 162 contests in college career.
- Represented the United States in the World Under-18 Junior Championship (2003, '04) and the World Junior Championship (2005, '06). Won silver medal at '04 World U-18 Junior Championship.

SHOOTS	HT	WT
Left	5-11	191

ACQUIRED

Signed as an unrestricted free agent on July 1, 2015.

CAREER STATISTICS

YEAR	TEAM	LEAGUE	REGULAR SEASON										PLAYOFFS						
			GP	G	A	PTS	PIM	+/-	PP	SH	GW	S	GP	G	A	PTS	PIM		
2002-03	United States	WJ-18	6	0	2	2	30	--	--	--	--	--	--	--	--	--	--	--	--
2003-04	United States	WJ-18	6	2	6	8	4	--	--	--	--	--	--	--	--	--	--	--	--
2004-05	Michigan	CCHA	39	11	13	24	51	--	--	--	--	--	--	--	--	--	--	--	--
	United States	WJC	7	3	2	5	6	--	--	--	--	--	--	--	--	--	--	--	--
2005-06	Michigan	CCHA	39	17	21	38	30	--	--	--	--	--	--	--	--	--	--	--	--
	United States	WJC	7	2	4	6	2	--	--	--	--	--	--	--	--	--	--	--	--
2006-07	Michigan	CCHA	41	24	34	58	16	--	--	--	--	--	--	--	--	--	--	--	--
2007-08	Michigan	CCHA	43	33	30	63	18	--	--	--	--	--	--	--	--	--	--	--	--
2008-09	San Antonio	AHL	--	--	--	--	--	--	--	--	--	--	7	0	4	4	0	--	--
	Arizona	NHL	34	5	5	10	4	-2	1	0	2	39	--	--	--	--	--	--	--
2009-10	San Antonio	AHL	42	13	22	35	14	7	2	1	4	--	--	--	--	--	--	--	--
	Arizona	NHL	4	0	0	0	0	1	0	0	0	3	--	--	--	--	--	--	--
2010-11	Colorado	NHL	16	2	1	3	0	-4	0	1	0	18	4	0	0	0	0	0	0
	San Antonio	AHL	52	15	25	40	31	-9	5	0	3	--	--	--	--	--	--	--	--
2011-12	Lake Erie	AHL	4	1	0	1	2	0	0	0	0	--	--	--	--	--	--	--	--
	Colorado	NHL	74	14	11	25	27	-11	1	0	3	102	--	--	--	--	--	--	--
2011-12	Colorado	NHL	35	4	3	7	17	-2	0	0	0	32	--	--	--	--	--	--	--
2012-13	Buffalo	NHL	31	4	5	9	10	-1	0	1	0	37	--	--	--	--	--	--	--
2013-14	Rochester	AHL	48	15	29	44	38	8	3	1	2	83	--	--	--	--	--	--	--
	Buffalo	NHL	12	0	1	1	2	-5	0	0	0	3	--	--	--	--	--	--	--
2014-15	Rochester	AHL	50	19	17	36	24	-8	7	0	4	91	5	0	3	3	0	--	--
	Grand Rapids	AHL	76	16	23	39	25	-11	2	0	5	133	16	1	3	4	14	--	--
NHL TOTALS			206	29	26	55	60	-24	2	2	5	234	4	0	0	0	0	0	0

HARRISON RUOPP

D

PRONOUNCED ROO-awp, HAIR-ih-suhn

SIGNED THROUGH 2015-16 SEASON

DOB 3/17/93 BIRTHPLACE Zehner, SK



2014-15 SEASON

- Completed 2nd season of professional hockey with Wilkes-Barre/Scranton of the American Hockey League (AHL) and Wheeling (ECHL).
- Played majority of season with Wheeling, appearing in 30 games.

CAREER/PERSONAL

- Played 2 full seasons of pro hockey with WBS (AHL) and Wheeling (ECHL).
- Played 4 seasons with Prince Albert of the Western Hockey League (WHL).
- Posted 3 goals, 31 assists, 34 points and 395 penalty minutes in 214 career OHL games.
- Totaled 259 penalty minutes in final 2 years of WHL play.
- Led Prince Albert and ranked 15th in the WHL in penalty minutes (132) in 2012-13.
- Recorded career-high 15 assists in '12-13 with Prince Albert after registering a total of 16 in the previous 3 seasons.
- Set a career-high in points (16) in 65 games played in '12-13.
- Scored the first 2 goals of his junior career in 2011-12 and posted 127 penalty minutes.

SHOOTS	HT	WT
Right	6-3	192

ACQUIRED

From Arizona with Marc Cheverie and 2012 3rd-round pick for Zbynek Michalek on June 22, 2012.


CAREER STATISTICS

YEAR	TEAM	LEAGUE	REGULAR SEASON										PLAYOFFS						
			GP	G	A	PTS	PIM	+/-	PP	SH	GW	S	GP	G	A	PTS	PIM		
2009-10	Prince Albert	WHL	33	0	0	0	38	-15	0	0	0	--	--	--	--	--	--	--	--
2010-11	Prince Albert	WHL	54	0	9	9	98	8	0	0	0	--	6	0	0	0	9	--	--
2011-12	Prince Albert	WHL	62	2	7	9	127	-23	0	0	--	--	--	--	--	--	--	--	--
2012-13	Prince Albert	WHL	65	1	15	16	132	11	0	0	--	--	4	0	0	0	4	--	--
2013-14	Wilkes-Barre	AHL	21	0	0	0	34	-5	0	0	0	6	1	0	0	0	2	--	--
	Wheeling	ECHL	19	0	3	3	42	5	0	0	--	9	--	--	--	--	--	--	--
2014-15	Wilkes-Barre	AHL	7	0	0	0	0	9	0	0	0	3	--	--	--	--	--	--	--
	Wheeling	ECHL	30	0	1	1	58	1	0	0	--	20	4	0	0	0	2	--	--

OSKAR SUNDQVIST

C

PRONOUNCED SUHND-qvihst, AWS-kuhr
 SIGNED THROUGH 2017-18 SEASON
 DOB 3/23/94 BIRTHPLACE Boden, Sweden



2014-15 SEASON

- Played 41 games for Skellefteå of the Swedish Hockey League (SHL) and made postseason debut with Wilkes-Barre/Scranton of the American Hockey League (AHL).
- Set career highs with Skellefteå in goals (9), points (19) and penalty minutes (34).
- Made North American debut, appearing in 1 postseason game with WBS.
- Nearly made the Penguins' NHL roster out of training camp after finishing the preseason 2nd on the club in points with 3 (2G-1A).

CAREER/PERSONAL

- Played 2-plus seasons of pro hockey with Skellefteå of the Swedish Hockey League (SHL).
- Helped Skellefteå win 2nd-straight SEL championship by contributing 6 points (4G-2A) in 13 postseason contests in 2014.
- Demonstrated both a physical style of play and a good scoring touch in 2011-12, posting 21 goals, 53 points and 129 penalty minutes in 39 games for Skellefteå J-18 team.
- Helped Skellefteå J-18 earn a silver medal with a standout performance during the 2012 playoffs, posting 5 goals and 5 assists in 7 postseason games.
- Helped Sweden win a silver medal at the 2014 World Junior Championship by chipping in 2 goals in 7 games.

SHOOTS	HT	WT
Right	6-3	209

ACQUIRED
 Drafted by Penguins in the 3rd round (81st overall) of the 2012 NHL Draft.


CAREER STATISTICS

YEAR	TEAM	LEAGUE	REGULAR SEASON										PLAYOFFS				
			GP	G	A	PTS	PIM	+/-	PP	SH	GW	S	GP	G	A	PTS	PIM
2010-11	Skelleftea	SWE-18	38	19	16	35	100	--	--	--	--	--	8	1	0	1	29
	Skelleftea	SWE-JR	1	0	0	0	0	--	--	--	--	--	--	--	--	--	--
2011-12	Skelleftea	SWE-18	39	21	32	53	129	--	--	--	--	7	5	5	10	14	
	Skelleftea	SWE-JR	2	1	0	1	0	--	--	--	--	--	--	--	--	--	
2012-13	Skelleftea	SWE	14	1	0	1	8	--	--	--	--	--	--	--	--	--	
	Skelleftea	SWE-JR	38	17	16	33	48	--	--	--	--	5	3	2	5	4	
2013-14	Skelleftea	SWE	51	6	10	16	16	--	--	--	--	13	4	2	6	16	
	Sweden	WJC	7	2	0	2	4	1	0	0	1	--	--	--	--	--	
2014-15	Skelleftea	SHL	41	9	10	19	34	15	2	0	1	15	1	4	5	18	
	Wilkes-Barre	AHL	--	--	--	--	--	--	--	--	--	1	0	0	0	0	

DOMINIK UHER

C

PRONOUNCED YEW-air, DOHM-ih-NIHK
 SIGNED THROUGH 2015-16 SEASON
 DOB 12/31/92 BIRTHPLACE Ostrava, Czech Republic



2014-15 SEASON

- Made NHL debut in 2 games with Pittsburgh. Played in 1st career game Dec. 23 at Tampa Bay.
- Completed 3rd pro season with Wilkes-Barre/Scranton of the American Hockey League (AHL).
- Set career highs in games played (72), goals (13), points (26), plus-minus (+11) and shots (108). Also set postseason highs in goals (2), assists (2) and points (4) in 8 games.
- His 72 games played were tied for 2nd most on the team.

CAREER/PERSONAL

- Played 3 seasons of professional hockey with Pittsburgh (NHL), Wilkes-Barre/Scranton (AHL) and Wheeling (ECHL).
- Has posted 24 goals, 33 assists, 57 points and 187 penalty minutes in 193 career AHL games.
- The Czech Republic native represented his country at the 2012 World Junior Championship, tallying 3 points (1G-2A) in 6 games. Also represented the Czech Republic in the 2010 World Under-18 Championship, where he was an alternate captain.
- Spent 3 seasons with the Spokane Chiefs of the Western Hockey League (WHL).
- Totaled 58 goals, 86 assists for 144 points in 181 career WHL contests.
- Led Spokane in 2011-12 with 33 goals and ranked 2nd on the team in assists (35), points (68), plus-minus (+29) and shorthanded goals (3).

SHOOTS	HT	WT
Left	6-0	202

ACQUIRED
 Drafted by the Penguins in the 5th round (144th overall) of the 2011 NHL Draft.

CAREER STATISTICS

YEAR	TEAM	LEAGUE	REGULAR SEASON										PLAYOFFS				
			GP	G	A	PTS	PIM	+/-	PP	SH	GW	S	GP	G	A	PTS	PIM
2009-10	Spokane	WHL	53	4	12	16	45	7	2	0	--	--	6	0	0	0	2
	Czech	WJ-18	6	1	1	2	2	-1	0	0	1	--	--	--	--	--	
2010-11	Spokane	WHL	65	21	39	60	60	19	12	0	--	--	17	2	9	11	18
2011-12	Spokane	WHL	63	33	35	68	60	29	3	3	--	--	13	5	4	9	6
	Czech	WJC	6	1	2	3	4	1	0	0	0	--	--	--	--	--	
2012-13	Wilkes-Barre	AHL	53	4	3	7	61	-3	1	0	1	61	8	0	3	3	4
	Wheeling	ECHL	3	0	1	1	0	0	0	0	0	5	--	--	--	--	
2013-14	Wilkes-Barre	AHL	68	7	17	24	66	9	1	3	2	99	12	1	0	1	4
2014-15	PITTSBURGH	NHL	2	0	0	0	0	-1	0	0	0	1	--	--	--	--	
	Wilkes-Barre	AHL	72	13	13	26	60	11	0	0	2	108	8	2	2	4	0
PIT/NHL TOTALS			2	0	0	0	0	-1	0	0	0	1	--	--	--	--	

DAVID WARSOFSKY

D

PRONOUNCED wawr-SAWF-skee, DAY-vihd
SIGNED THROUGH 2015-16 SEASON
DOB 5/30/90 **BIRTHPLACE** Marshfield, MA



2014-15 SEASON

- Played majority of season with Providence of the American Hockey League (AHL), appearing in 40 games.
- Saw action in 4 NHL contests for Boston, averaging 18:06 minutes of ice time in those games.

CAREER/PERSONAL

- Played 10 NHL games, all with Boston.
- Played parts of 5 seasons with Providence. Totaled 18 goals, 77 assists and 95 points in 230 career AHL games.
- Led all Providence defensemen in assists (26) and points (32) in the 2013-14 campaign.
- Originally drafted by St. Louis in the 4th round (95th overall) of the 2008 NHL Draft.
- Played 3 seasons of college hockey at Boston University, winning NCAA title in 2009.
- Totaled 68 points (22G-46A) in 113 career college games.
- Represented Team USA in the 2008 Under-18 World Junior Championship and 2010 World Junior Championship. Helped lead the Americans to a bronze medal in '08 tournament with seven assists and a plus-6.

SHOOTS	HT	WT
Left	5-9	170

ACQUIRED
 Signed as a free agent on July 1, 2015.


CAREER STATISTICS

YEAR	TEAM	LEAGUE	REGULAR SEASON										PLAYOFFS						
			GP	G	A	PTS	PIM	+/-	PP	SH	GW	S	GP	G	A	PTS	PIM		
2007-08	United States	U-18	41	5	29	34	26	--	--	--	--	--	--	--	--	--	--	--	--
	United States	NAHL	15	4	2	6	8	4	1	0	1	--	--	--	--	--	--	--	--
	United States	WJ-18	7	0	7	7	8	6	0	0	0	--	--	--	--	--	--	--	--
2008-09	Boston U	HE	45	3	20	23	28	--	--	--	--	--	--	--	--	--	--	--	--
2009-10	Boston U	HE	34	12	11	23	48	--	--	--	--	--	--	--	--	--	--	--	--
	United States	WJC	7	0	2	2	6	--	--	--	--	--	--	--	--	--	--	--	--
2010-11	Boston U	HE	34	7	15	22	46	--	4	0	1	--	--	--	--	--	--	--	--
	Providence	AHL	10	0	3	3	6	3	0	0	0	9	--	--	--	--	--	--	--
2011-12	Providence	AHL	66	5	24	29	18	-6	2	1	0	109	--	--	--	--	--	--	--
2012-13	Providence	AHL	58	3	13	16	17	1	0	0	2	106	12	0	3	3	0	--	--
2013-14	Boston	NHL	6	1	1	2	0	1	0	0	0	10	--	--	--	--	--	--	--
	Providence	AHL	56	6	26	32	11	8	4	0	0	137	12	2	7	9	2	--	--
2014-15	Boston	NHL	4	0	1	1	0	1	0	0	0	7	--	--	--	--	--	--	--
	Providence	AHL	40	4	11	15	20	1	2	0	--	104	5	0	1	1	0	--	--
	NHL TOTALS		10	1	2	3	0	2	0	0	0	17	--	--	--	--	--	--	--

ANTON ZLOBIN

RW

PRONOUNCED ZLOH-bihn, an-TAWN
SIGNED THROUGH 2015-16 SEASON
DOB 2/22/93 **BIRTHPLACE** Moscow, Russia



2014-15 SEASON

- Played in 6 games for Wilkes-Barre/Scranton of the American Hockey League (AHL).
- Season ended prematurely due to shoulder injury which required surgery. Last game action was Oct. 31 at Norfolk.

CAREER/PERSONAL

- Has played 2 pro seasons with Wilkes-Barre/Scranton (AHL) and Wheeling (ECHL).
- Played 3 seasons in the Quebec Major Junior Hockey League (QMJHL) with Shawinigan (2010-12) and Val d'Or (2012-13).
- Helped Shawinigan win its 1st Memorial Cup championship in franchise history in 2012.
- Notched both goals, including the game-winner in overtime, in Shawinigan's 2-1 victory over Olli Maatta's London Knights (OHL) in the 2012 Memorial Cup Final.
- His 5 Memorial Cup goals in 2010-11 led all players (tied), while his point total ranked 2nd (tied).
- In lone season with Val d'Or in 2012-13, finished 9th in the QMJHL in points (91), 5th in assists (62) and added 29 goals in 61 games.
- Registered 10 points (2G-8A) in 10 playoff games in 2013, which ranked 2nd on Val d'Or.
- Led Shawinigan in goals (40) and points (76) during the 2011-12 regular season, his 2nd year with the club.
- Was 1 of just 6 players in the QMJHL to tally 40 or more goals in '11-12.
- Played for the Russian national team at the 2010 Under-17 World Championship, posting 10 points (2G-8A) in 6 games.


SHOOTS	HT	WT
Right	5-11	209

ACQUIRED
 Drafted by Penguins in the 6th round (173rd overall) of the 2012 NHL Draft.

CAREER STATISTICS

YEAR	TEAM	LEAGUE	REGULAR SEASON										PLAYOFFS						
			GP	G	A	PTS	PIM	+/-	PP	SH	GW	S	GP	G	A	PTS	PIM		
2009-10	Russia	WHC-17	6	2	8	10	19	--	--	--	--	--	--	--	--	--	--	--	--
2010-11	Shawinigan	QMJHL	59	23	22	45	28	10	9	0	6	139	12	5	1	6	2	--	--
2011-12	Shawinigan	QMJHL	66	40	36	76	50	42	8	0	4	--	11	3	7	10	2	--	--
	Shawinigan	M-Cup	6	5	4	9	0	--	--	--	--	--	--	--	--	--	--	--	--
	Russian Selects	Jr. Super Series	1	0	0	0	0	--	--	--	--	--	--	--	--	--	--	--	--
2012-13	Val-d'Or	QMJHL	61	29	62	91	43	9	6	1	4	175	10	2	8	10	4	--	--
	Russian Selects	Jr. Super Series	2	0	1	1	2	--	--	--	--	--	--	--	--	--	--	--	--
2013-14	Wilkes-Barre	AHL	46	8	11	19	16	15	1	0	2	73	15	6	4	10	4	--	--
	Wheeling	ECHL	10	5	6	11	4	-1	0	0	--	30	--	--	--	--	--	--	--
2014-15	Wilkes-Barre	AHL	6	0	0	0	0	-3	0	0	0	10	--	--	--	--	--	--	--

IN THE SYSTEM




ANTHONY ANGELLO

Pos: C Ht: 6-4 Wt: 197 DOB: 3/6/96 POB: Albany, NY

Acquired: Drafted by Penguins in 5th round (145th overall) of 2014 NHL Draft.

CAREER STATISTICS

YEAR	TEAM	LEAGUE	REGULAR SEASON										PLAYOFFS				
			GP	G	A	PTS	PIM	+/-	PP	SH	GW	S	GP	G	A	PTS	PIM
2011-12	Syracuse	EMJHL	36	11	21	32	18	--	--	--	--	--	4	0	1	1	4
	Fayetteville-Manlius	USHS	18	32	31	63	--	--	--	--	--	1	1	2	3	--	
2012-13	Syracuse	EMJHL	40	31	29	60	60	--	--	--	--	3	1	3	4	2	
	Fayetteville-Manlius	USHS	16	34	31	65	40	--	--	--	--	--	--	--	--	--	
2013-14	Omaha	USHL	58	11	10	21	85	-10	1	0	1	75	4	0	1	1	4
2014-15	Omaha	USHL	56	19	16	35	90	9	3	2	2	107	3	1	1	2	4




THEODOR BLUEGER

Pos: C Ht: 6-0 Wt: 185 DOB: 8/15/94 POB: Riga, Latvia

Acquired: Drafted by Penguins in 2nd round (52nd overall) of 2012 NHL Draft.

CAREER STATISTICS

YEAR	TEAM	LEAGUE	REGULAR SEASON										PLAYOFFS				
			GP	G	A	PTS	PIM	+/-	PP	SH	GW	S	GP	G	A	PTS	PIM
2009-10	Shattuck	HS-MN	53	20	40	60	84	--	--	--	--	--	--	--	--	--	--
2010-11	Shattuck	HS-MN	54	24	42	66	32	--	--	--	--	--	--	--	--	--	
	Latvia	WJ-18	4	4	1	5	0	4	--	--	--	--	--	--	--	--	
2011-12	Shattuck	HS-MN	51	24	64	88	63	--	--	--	--	--	--	--	--	--	
	Latvia	WJC	6	1	2	3	2	-5	--	--	--	--	--	--	--	--	
2012-13	Minn-Mankato	WCHA	37	6	13	19	40	--	1	0	2	--	--	--	--	--	
	Latvia	WJC	6	1	1	2	8	-1	1	0	0	18	--	--	--	--	
2013-14	Minn-Mankato	WCHA	40	4	22	26	55	--	2	0	1	--	--	--	--	--	
	Latvia	WJC	3	0	1	1	8	-4	--	--	--	--	--	--	--	--	
2014-15	Minn-Mankato	WCHA	37	10	18	28	26	9	4	1	3	103	--	--	--	--	



DANE BIRKS

Pos: D Ht: 6-2 Wt: 183 DOB: 8/29/95 POB: Merritt, BC

Acquired: Drafted by Penguins in 6th round (164th overall) of 2013 NHL Draft.

CAREER STATISTICS

YEAR	TEAM	LEAGUE	REGULAR SEASON										PLAYOFFS				
			GP	G	A	PTS	PIM	+/-	PP	SH	GW	S	GP	G	A	PTS	PIM
2011-12	Creston Valley	KIJHL	47	3	21	24	72	--	--	--	--	--	6	0	1	1	20
	Trail	BCHL	10	0	0	0	12	--	--	--	--	--	--	--	--	--	
2012-13	Merritt	BCHL	52	5	15	20	28	0	3	0	1	--	5	0	1	6	
2013-14	Merritt	BCHL	50	4	17	21	57	0	2	0	0	--	1	0	0	0	
	Canada West	WJAC-19	4	0	2	2	4	--	0	0	0	--	--	--	--	--	
2014-15	Michigan Tech	WCHA	--	--	--	--	--	--	--	--	--	--	--	--	--	--	




BLAINE BYRON

Pos: C Ht: 6-0 Wt: 172 DOB: 2/21/95 POB: Ottawa, ON

Acquired: Drafted by Penguins in 6th round (179th overall) of 2013 NHL Draft.

CAREER STATISTICS

YEAR	TEAM	LEAGUE	REGULAR SEASON										PLAYOFFS				
			GP	G	A	PTS	PIM	+/-	PP	SH	GW	S	GP	G	A	PTS	PIM
2009-10	Upper Canada	OEBHL	28	16	23	39	14	--	--	--	--	--	12	6	11	17	8
2010-11	Upper Canada	OEMMHL	30	18	30	48	12	--	--	--	--	--	--	--	--	--	
	Upper Canada	OEMHL	6	2	1	3	2	--	--	--	--	--	--	--	--	--	
	Kemptville	CHL	9	1	1	2	2	--	1	0	0	--	--	--	--	--	
2011-12	Kemptville	CCHL	42	12	27	39	20	--	3	0	0	--	--	--	--	--	
2012-13	Kemptville	CCHL	24	7	16	23	8	--	3	0	0	--	--	--	--	--	
	Smiths Falls	CCHL	27	5	24	29	16	--	2	0	1	--	5	0	1	0	
2013-14	Maine	HE	32	8	8	16	4	0	2	0	1	56	--	--	--	--	
2014-15	Maine	HE	39	12	17	27	6	-2	2	3	1	74	--	--	--	--	




NIKITA PAVLYCHEV

Pos: C Ht: 6-7 Wt: 200 DOB: 3/23/97 POB: Yaroslavl, Russia

Acquired: Drafted by Penguins in 7th round (197th overall) of 2015 NHL Draft.

CAREER STATISTICS

YEAR	TEAM	LEAGUE	REGULAR SEASON										PLAYOFFS				
			GP	G	A	PTS	PIM	+/-	PP	SH	GW	S	GP	G	A	PTS	PIM
2013-14	Des Moines	USHL	4	0	1	1	0	-1	0	0	0	4	--	--	--	--	--
2014-15	Des Moines	USHL	42	6	10	16	80	1	1	1	0	56	--	--	--	--	--




RYAN SEGALLA

Pos: D Ht: 6-1 Wt: 195 DOB: 12/29/94 POB: Boston, MA

Acquired: Drafted by Penguins in 4th round (119th overall) of 2013 NHL Draft.

CAREER STATISTICS

YEAR	TEAM	LEAGUE	REGULAR SEASON										PLAYOFFS				
			GP	G	A	PTS	PIM	+/-	PP	SH	GW	S	GP	G	A	PTS	PIM
2009-10	Bridgewater	EMJHL	41	9	18	27	52	--	--	--	--	--	2	1	0	1	0
2010-11	Salisbury	USHS	26	3	10	13	--	--	--	--	--	--	--	--	--	--	--
	South Shore	Midget	11	1	0	1	4	--	--	--	--	--	4	0	0	0	6
2011-12	Salisbury	USHS	28	6	6	12	36	--	--	--	--	--	--	--	--	--	--
2012-13	Salisbury	USHS	28	10	8	18	28	--	--	--	--	--	--	--	--	--	--
	Fairfield	Midget	3	0	1	1	10	--	--	--	--	--	--	--	--	--	--
2013-14	Connecticut	HE	34	1	13	14	47	-3	0	0	1	35	--	--	--	--	--
2014-15	Connecticut	HE	31	2	3	5	54	-10	1	0	0	34	--	--	--	--	--



ALEXANDER PECHURSKIY

Pos: G Ht: 6-0 Wt: 187 DOB: 6/4/90 POB: Magnitogorsk, Russia

Acquired: Drafted by Penguins in 5th round (150th overall) of 2008 NHL Draft.

CAREER STATISTICS

YEAR	TEAM	LEAGUE	REGULAR SEASON								PLAYOFFS						
			GP	W	L	OTL	MIN	GA	SO	GAA	GP	W-L	MIN	GA	SO	GAA	
2009-10	Magnitogorsk	KHL	1	--	--	--	30	3	0	6.00	--	--	--	--	--	--	--
	Tri-City	WHL	27	13	10	1	1403	61	4	2.61	7	1-2	305	15	0	2.95	
	PITTSBURGH	NHL	1	--	--	--	36	1	0	1.69	--	--	--	--	--	--	
2010-11	Tri-City	WH	3	2	0	1	184	11	0	3.60	--	--	--	--	--	--	
	Mississippi	CHL	37	17	14	2	2030	103	1	3.04	--	--	--	--	--	--	
2011-12	Magnitogorsk	KHL	5	0	2	0	259	11	0	2.55	--	--	--	--	--	--	
2013-14	Magnitogorsk	KHL	7	3	1	1	272	11	0	2.42	--	--	--	--	--	--	
2014-15	Magnitogorsk	KHL	9	2	6	0	400	16	0	2.40	--	--	--	--	--	--	
	Khabarovsk Amur	KHL	14	2	8	1	703	41	0	3.50	--	--	--	--	--	--	
PIT/NHL TOTALS			1	--	--	--	36	1	0	1.69	--	--	--	--	--	--	



DANIEL SPRONG

Pos: RW Ht: 6-0 Wt: 180 DOB: 3/17/97 POB: Amsterdam, Netherlands

Acquired: Drafted by Penguins in 2nd round (46th overall) of 2015 NHL Draft.

CAREER STATISTICS

YEAR	TEAM	LEAGUE	REGULAR SEASON										PLAYOFFS				
			GP	G	A	PTS	PIM	+/-	PP	SH	GW	S	GP	G	A	PTS	PIM
2013-14	Charlottetown	QMJHL	67	30	38	68	20	-20	9	0	0	260	4	4	1	5	0
2014-15	Charlottetown	QMJHL	68	39	49	88	18	-23	16	0	4	270	10	7	4	11	6

OPPONENTS





ANAHEIM DUCKS

WEBSITE: anaheimducks.com

DUCKS VS. PENS

All-time scorer vs. Pittsburgh: Teemu Selanne (16gp, 7-17-24)

All-time Pittsburgh scorer vs. Anaheim: Jaromir Jagr (13gp, 11-11-22)

Longest Anaheim win streak vs. Pittsburgh:

3, Oct. 6, 2001-Dec. 15, 2002; Jan. 18, 1999-Jan. 29, 2000

Longest Pittsburgh win streak vs. Anaheim:

4, Nov. 18, 2013-Present; Oct. 6, 2007-Nov. 16, 2009; Dec. 7, 1996-Dec. 10, 1997

Longest Anaheim undefeated streak vs. Pittsburgh:

4, Dec. 1, 1998-Jan. 29, 2000 (3-0-1)

Longest Pittsburgh undefeated streak vs. Anaheim:

6, Mar. 6, 2004-Nov. 16, 2009 (5-0-1)

Last Anaheim win at home:

Nov. 5, 2010 (3-2) (0-1-1 since last win)

Last Pittsburgh win at home:

Oct. 9, 2014 (6-4) (0-0-0 since last win)

Last Anaheim win at Pittsburgh:

Feb. 15, 2012 (2-1) (0-2-0 since last win)

Last Pittsburgh win at Anaheim:

Mar. 6, 2015 (5-2) (0-0-0 since last win)

Most goals by Anaheim vs. Pittsburgh:

7, Jan. 29, 2000 (A, 7-1)

Most goals by Pittsburgh vs. Anaheim:

7, Dec. 11, 1996 (P, 7-3)

Most goals by both teams:

10, Oct. 9, 2014 (P, 6-4); Dec. 11, 1996 (P, 7-3)

Last Anaheim shutout vs. Pittsburgh:

Dec. 15, 2002 (5-0) – Jean-Sebastien Giguere

Last Pittsburgh shutout vs. Anaheim:

Dec. 10, 1997 (3-0) – Tom Barrasso

Last Anaheim hat trick vs. Pittsburgh:

Oct. 9, 2014 – Corey Perry

Last Pittsburgh hat trick vs. Anaheim:

None

Last Pittsburgh trade with Anaheim:

March 2, 2015 – Ben Lovejoy to Pittsburgh in exchange for Simon Despres

Pittsburgh's Overtime/Shootout Record vs. Anaheim: 1-2-2

YEAR BY YEAR

YEAR	PIT	ROAD	TOTAL	GF/GA
1993-94	0-0-1	1-0-0	1-0-1	7-6
1994-95	Did Not Play			
1995-96	1-0-0	0-1-0	1-1-0	8-8
1996-97	1-0-0	1-0-0	2-0-0	12-6
1997-98	1-0-0	1-0-0	2-0-0	8-2
1998-99	0-0-1	0-1-0	0-1-1	7-9
1999-00	0-1-0	0-1-0	0-2-0	2-9
2000-01	1-0-0	0-0-0	1-0-0	3-2
2001-02	0-1-0	0-1-0	0-2-0	4-8
2002-03	0-0-0	0-1-0	0-1-0	0-5
2003-04	1-0-0	0-0-0	1-0-0	2-1
2004-05	No Season			
2005-06	Did Not Play			
2006-07	0-0-0	0-0-1	0-0-1	2-3
2007-08	1-0-0	0-0-0	1-0-0	5-4
2008-09	1-0-0	0-0-0	1-0-0	3-1
2009-10	1-0-0	1-0-0	2-0-0	9-5
2010-11	0-0-0	0-1-0	0-1-0	2-3
2011-12	0-1-0	0-0-0	0-1-0	1-2
2012-13	Did Not Play			
2013-14	1-0-0	1-0-0	2-0-0	5-3
2014-15	1-0-0	1-0-0	2-0-0	11-6
TOTALS	10-3-2	6-6-1	16-9-3	91-83

PITTSBURGH PENGUINS vs. ANAHEIM DUCKS 2014-2015 REGULAR SEASON

at PITTSBURGH PENGUINS			at ANAHEIM DUCKS		
Date	Score	W Goal	Date	Score	W Goal
09 Oct '14	ANA 4 @ PIT 6	Blake Comeau	06 Mar '15	PIT 5 @ ANA 2	Patric Hornqvist

Individual Scoring

PENGUINS										DUCKS								
Player	GP	G	A	P	+/-	PIM	PP	SH		Player	GP	G	A	P	+/-	PIM	PP	SH
Sidney Crosby	2	3	2	5	4	0	1	0		Corey Perry	2	4	0	4	-1	4	2	0
Patric Hornqvist	2	3	1	4	3	2	0	0		Ryan Kesler	2	1	2	3	-4	0	1	0
Pascal Dupuis	1	1	3	4	3	0	0	0		Ryan Getzlaf	2	0	2	2	-3	2	0	0
Blake Comeau	2	2	1	3	2	2	0	0		Sami Vatanen	1	0	2	2	0	0	0	0
Evgeni Malkin	2	1	2	3	3	4	0	0		Tomas Fleischmann	1	1	0	1	-1	0	0	0
Olli Maatta	1	0	3	3	2	0	0	0		Emerson Etem	2	0	1	1	-2	2	0	0
Brandon Sutter	2	1	1	2	5	0	0	1		Patrick Maroon	2	0	1	1	-2	0	0	0
Chris Kunitz	2	0	2	2	4	2	0	0		Rickard Rakell	2	0	1	1	0	0	0	0
Kris Letang	2	0	1	1	2	0	0	0		Jakob Silfverberg	2	0	1	1	-2	0	0	0
Paul Martin	2	0	1	1	3	0	0	0		Francois Beauchemin	2	0	0	0	-2	0	0	0
Ian Cole	1	0	1	1	1	0	0	0		Andrew Cogliano	2	0	0	0	-1	0	0	0
David Perron	1	0	1	1	2	2	0	0		Cam Fowler	2	0	0	0	-6	2	0	0
Derrick Pouliot	1	0	1	1	2	0	0	0		Hampus Lindholm	2	0	0	0	-1	2	0	0
Craig Adams	2	0	0	0	-1	0	0	0		Clayton Stoner	2	0	0	0	0	7	0	0
Rob Scuderi	2	0	0	0	1	2	0	0		Nate Thompson	2	0	0	0	-2	0	0	0
Nick Spaling	2	0	0	0	-2	2	0	0		Matt Beleskey	1	0	0	0	-1	2	0	0
Beau Bennett	1	0	0	0	0	0	0	0		Simon Despres	1	0	0	0	-2	2	0	0
Simon Despres	1	0	0	0	1	0	0	0		Tim Jackman	1	0	0	0	-1	0	0	0
Steve Downie	1	0	0	0	0	0	0	0		Ben Lovejoy	1	0	0	0	-3	0	0	0
Christian Ehrhoff	1	0	0	0	1	0	0	0		Josh Manson	1	0	0	0	0	0	0	0
Marcel Goc	1	0	0	0	-1	0	0	0		Kyle Palmieri	1	0	0	0	0	0	0	0
Maxim Lapierre	1	0	0	0	-2	0	0	0		Jiri Sekac	1	0	0	0	0	0	0	0
Ben Lovejoy	1	0	0	0	1	0	0	0		Devante Smith-Pelly	1	0	0	0	-2	0	0	0
Zach Sill	1	0	0	0	0	5	0	0										
Daniel Winnik	1	0	0	0	0	0	0	0										

Power Play: 1-8 12.5% / Penalty Killing: 6-9 66.7%

Goaltending

PENGUINS										DUCKS								
Goalie	GP	Min	WLOT	GA	SA	SV	GAA	SV%		Goalie	GP	Min	WLOT	GA	SA	SV	GAA	SV%
Thomas Greiss	1	60	1-0-0	2	29	27	2.00	.931		John Gibson	1	60	0-1-0	6	39	33	6.00	.846
Marc-Andre Fleury	1	60	1-0-0	4	29	25	4.00	.862		Frederik Andersen	1	59	0-1-0	4	20	16	4.09	.800

Goals by Period

PENGUINS						DUCKS					
	1st	2nd	3rd	OT	Total		1st	2nd	3rd	OT	Total
Goals	3	5	3	0	11	Goals	1	2	3	0	6

Shots by Period

PENGUINS						DUCKS					
	1st	2nd	3rd	OT	Total		1st	2nd	3rd	OT	Total
Shots	15	32	13	0	60	Shots	18	15	25	0	58

* - Overtime ** - Shootout



ARIZONA COYOTES

Franchise played as Winnipeg Jets from 1979-80 to 1995-96

WEBSITE: arizonacoyotes.com

COYOTES VS. PENS

All-time scorer vs. Pittsburgh: Dale Hawerchuk (27gp, 18-31-49)

All-time Pittsburgh scorer vs. Arizona: Mario Lemieux (26gp, 19-34-53)

Longest Arizona win streak vs. Pittsburgh:

6, Jan. 12, 2000-Mar. 4, 2003

Longest Pittsburgh win streak vs. Arizona:

9, Oct. 10, 1979-Dec. 2, 1981

Longest Arizona undefeated streak vs. Pittsburgh:

6, Jan. 12, 2000-Mar. 4, 2003 (6-0-0)

Longest Pittsburgh undefeated streak vs. Arizona:

9, Oct. 10, 1979-Dec. 2, 1981 (9-0-0)

Last Arizona win at home:

Feb. 1, 2014 (3-1) (0-1-0 since last win)

Last Pittsburgh win at home:

Mar. 28, 2015 (3-2) (0-0-0 since last win)

Last Arizona win at Pittsburgh:

Mar. 25, 2014 (3-2) (0-1-0 since last win)

Last Pittsburgh win at Arizona:

Mar. 21, 2015 (3-1) (0-0-0 since last win)

Most goals by Arizona vs. Pittsburgh:

7, Jan. 20, 1989 (W, 7-3); Jan. 21, 1985 (W, 7-6)

Most goals by Pittsburgh vs. Arizona:

9, Mar. 5, 1996 (Pgh, 9-4); Dec. 18, 1990 (Pgh, 9-2)

Most goals by both teams:

13, Mar. 5, 1996 (Pgh, 9-4); Jan. 21, 1985 (Pgh, 7-6)

Last Arizona shutout vs. Pittsburgh:

Oct. 7, 2009 (3-0) – Ilya Bryzgalov

Last Pittsburgh shutout vs. Arizona:

Feb. 16, 1996 (1-0) – Tom Barrasso

Last Arizona hat trick vs. Pittsburgh:

Jan. 21, 1985 – Dale Hawerchuk

Last Pittsburgh hat trick vs. Arizona:

Mar. 5, 1996 – Petr Nedved (4 goals)

Last Pittsburgh trade with Arizona:

Dec. 5, 2014 – Rob Klinkhammer to Pittsburgh in exchange for Phillip Samuelsson and a conditional draft pick (condition not met)

Pittsburgh's Overtime/Shootout Record vs. Arizona: 3-3-2

YEAR BY YEAR

YEAR	PIT	ROAD	TOTAL	GF/GA
1979-80	2-0-0	2-0-0	4-0-0	14-8
1980-81	2-0-0	2-0-0	4-0-0	18-14
1981-82	2-0-0	0-1-0	2-1-0	7-9
1982-83	1-0-0	0-2-0	1-2-0	13-14
1983-84	0-2-0	1-0-0	1-2-0	13-12
1984-85	0-1-0	1-1-0	1-2-0	14-16
1985-86	2-0-0	0-1-0	2-1-0	16-8
1986-87	0-1-0	1-1-0	1-2-0	9-10
1987-88	0-2-0	1-0-0	1-2-0	9-12
1988-89	1-0-0	1-1-0	2-1-0	13-12
1989-90	2-0-0	0-0-1	2-0-1	13-7
1990-91	1-0-0	1-1-0	2-1-0	17-12
1991-92	1-1-0	1-0-0	2-1-0	6-7
1992-93	1-0-0	0-1-0	1-1-0	7-5
1993-94	1-0-0	1-0-0	2-0-0	10-6
1994-95	Did Not Play			
1995-96	1-0-0	1-0-0	2-0-0	10-4
1996-97	1-0-0	0-0-1	1-0-1	9-6
1997-98	0-1-0	0-0-1	0-1-1	3-4
1998-99	1-0-0	0-1-0	1-1-0	7-6
1999-00	1-0-0	0-1-0	1-1-0	5-5
2000-01	0-0-0	0-1-0	0-1-0	4-5
2001-02	0-1-0	0-1-0	0-2-0	3-8
2002-03	0-1-0	0-1-0	0-2-0	3-9
2003-04	0-0-0	1-0-0	1-0-0	4-3
2004-05	No Season			
2005-06	Did Not Play			
2006-07	0-0-0	1-0-0	1-0-0	7-2
2007-08	1-0-0	0-0-0	1-0-0	3-1
2008-09	0-0-0	0-1-0	0-1-0	1-4
2009-10	0-1-0	0-0-0	0-1-0	0-3
2010-11	1-0-0	1-0-0	2-0-0	9-4
2011-12	1-0-0	0-0-0	1-0-0	2-1
2012-13	Did Not Play			
2013-14	0-1-0	0-1-0	0-2-0	3-6
2014-15	1-0-0	1-0-0	2-0-0	6-3
TOTALS	24-12-0	17-16-3	41-28-3	258-226

PITTSBURGH PENGUINS vs. ARIZONA COYOTES 2014-2015 REGULAR SEASON

at PITTSBURGH PENGUINS			at ARIZONA COYOTES		
Date	Score	W Goal	Date	Score	W Goal
28 Mar '15	ARI 2 @ PIT 3	Sidney Crosby	21 Mar '15	PIT 3 @ ARI 1	Daniel Winnik

Individual Scoring

PENGUINS										COYOTES									
Player	GP	G	A	P	+/-	PIM	PP	SH		Player	GP	G	A	P	+/-	PIM	PP	SH	
Sidney Crosby	2	2	3	5	2	0	1	0		Tobias Rieder	2	2	0	2	0	0	0	1	
Daniel Winnik	2	2	0	2	3	0	0	0		Tye McGinn	2	1	0	1	2	2	0	0	
Evgeni Malkin	1	0	2	2	-1	0	0	0		Mark Arcobello	2	0	1	1	-1	2	0	0	
Steve Downie	2	1	0	1	-1	5	1	0		B.J. Crombeen	2	0	1	1	1	2	0	0	
Brandon Sutter	2	1	0	1	0	0	1	0		Klas Dahlbeck	2	0	1	1	2	0	0	0	
Kris Letang	2	0	1	1	1	2	0	0		Shane Doan	2	0	1	1	-1	9	0	0	
Paul Martin	2	0	1	1	1	0	0	0		David Moss	2	0	1	1	1	0	0	0	
Derrick Pouliot	1	0	1	1	-2	0	0	0		Andrew Campbell	2	0	0	0	-1	2	0	0	
Craig Adams	2	0	0	0	-1	2	0	0		Kyle Chipchura	2	0	0	0	-1	0	0	0	
Beau Bennett	2	0	0	0	0	2	0	0		Craig Cunningham	2	0	0	0	-1	0	0	0	
Ian Cole	2	0	0	0	0	0	0	0		Oliver Ekman-Larsson	2	0	0	0	-1	2	0	0	
Blake Comeau	2	0	0	0	1	15	0	0		Sam Gagner	2	0	0	0	-1	0	0	0	
Chris Kunitz	2	0	0	0	-1	2	0	0		John Moore	2	0	0	0	1	2	0	0	
Maxim Lapierre	2	0	0	0	-1	2	0	0		Connor Murphy	2	0	0	0	1	0	0	0	
Ben Lovejoy	2	0	0	0	-1	0	0	0		Michael Stone	2	0	0	0	-1	8	0	0	
Rob Scuderi	2	0	0	0	1	0	0	0		Joe Vitale	2	0	0	0	1	2	0	0	
Nick Spaling	2	0	0	0	-1	0	0	0		Martin Erat	1	0	0	0	0	0	0	0	
Andrew Ebbett	1	0	0	0	0	0	0	0		Justin Hodgman	1	0	0	0	-1	0	0	0	
Patric Hornqvist	1	0	0	0	1	2	0	0		Lauri Korpikoski	1	0	0	0	-1	0	0	0	
David Perron	1	0	0	0	-1	2	0	0		Jordan Szwarz	1	0	0	0	0	0	0	0	

Power Play: 3-10 30.0% / Penalty Killing: 5-5 100.0%

Power Play: 0-5 0.0% / Penalty Killing: 7-10 70.0%

Goaltending

PENGUINS										COYOTES										
Goalie	GP	Min	WLOT	GA	SA	SV	GAA	SV%		Goalie	GP	Min	WLOT	GA	SA	SV	GAA	SV%		
Marc-Andre Fleury	1	58	1-0-0	1	31	30	1.03	.968		Mike Smith	2	117	0-2-0	5	82	77	2.56	.939		
Thomas Greiss	1	60	1-0-0	2	24	22	2.01	.917												

Goals by Period

PENGUINS						COYOTES					
	1st	2nd	3rd	OT	Total		1st	2nd	3rd	OT	Total
Goals	0	2	4	0	6	Goals	1	0	2	0	3

Shots by Period

PENGUINS						COYOTES					
	1st	2nd	3rd	OT	Total		1st	2nd	3rd	OT	Total
Shots	17	35	31	0	83	Shots	26	14	15	0	55

* - Overtime ** - Shootout



BOSTON BRUINS

WEBSITE: bostonbruins.com

BRUINS VS. PENS

All-time scorer vs. Pittsburgh: Ray Bourque (72gp, 25-63-88)

All-time Pittsburgh scorer vs. Boston: Mario Lemieux (43gp, 31-42-73)

Longest Boston win streak vs. Pittsburgh:
9, Jan. 8, 2004-Jan. 18, 2007

Longest Pittsburgh win streak vs. Boston:
12, Feb. 8, 1993-Apr. 28, 1995

Longest Boston undefeated streak vs. Pittsburgh:
11, Mar. 2, 1969-Dec. 6, 1970 (9-0-2)

Longest Pittsburgh undefeated streak vs. Boston:
12, Feb. 8, 1993-Apr. 28, 1995 (12-0-0)

Last Boston win at home:
Dec. 7, 2013 (3-2) (0-0-1 since last win)

Last Pittsburgh win at home:
Oct. 30, 2013 (3-2) (0-1-1 since last win)

Last Boston win at Pittsburgh:
Mar. 14, 2015 (2-0) (0-0-0 since last win)

Last Pittsburgh win at Boston:
Nov. 24, 2014 (3-2 OT) (0-0-0 since last win)

Most goals by Boston vs. Pittsburgh:
8, Mar. 14, 1989 (B, 8-2)

Most goals by Pittsburgh vs. Boston:
9, Nov. 30, 1995 (P, 9-6)

Most goals by both teams:
15, Nov. 30, 1995 (P, 9-6)

Last Boston shutout vs. Pittsburgh:
Mar. 14, 2015 (2-0) – Tuukka Rask

Last Pittsburgh shutout vs. Boston:
Mar. 18, 2010 (3-0) – Marc-Andre Fleury

Last Boston hat trick vs. Pittsburgh:
Feb. 1, 2004 – Glen Murray

Last Pittsburgh hat trick vs. Boston:
Apr. 18, 1998 – Martin Straka

Last Pittsburgh trade with Boston:
Dec. 19, 2006 – Future considerations to Pittsburgh in exchange for Wade Brookbank

Pittsburgh's Overtime/Shootout Record vs. Boston: 10-4-10

* = one game played in Atlanta # = one game played in Cleveland

YEAR BY YEAR

YEAR	PIT	ROAD	TOTAL	GF/GA
1967-68	1-1-0	1-1-0	2-2-0	10-10
1968-69	1-2-0	0-3-0	1-5-0	13-25
1969-70	0-2-1	0-3-0	0-5-1	9-21
1970-71	1-1-1	0-3-0	1-4-1	18-28
1971-72	1-1-1	0-1-2	1-2-3	20-21
1972-73	1-2-0	0-2-0	1-4-0	14-21
1973-74	0-2-0	0-3-0	0-5-0	16-30
1974-75	1-0-2	0-2-0	1-2-2	20-21
1975-76	0-0-2	0-3-0	0-3-2	14-24
1976-77	1-1-1	0-2-0	1-3-1	10-17
1977-78	0-2-0	0-3-0	0-5-0	11-33
1978-79	1-0-1	1-1-0	2-1-1	14-16
1979-80	0-2-0	2-0-0	2-2-0	14-16
1980-81	0-2-0	0-1-1	0-3-1	13-22
1981-82	1-1-0	0-0-1	1-1-1	10-10
1982-83	1-0-0	0-2-0	1-2-0	10-14
1983-84	0-2-0	0-1-0	0-3-0	7-18
1984-85	0-1-0	1-1-0	1-2-0	12-16
1985-86	1-1-0	0-1-0	1-2-0	8-11
1986-87	1-0-0	0-2-0	1-2-0	9-11
1987-88	0-1-1	0-1-0	0-2-1	7-11
1988-89	0-1-0	1-0-1	1-1-1	10-13
1989-90	1-1-0	0-1-0	1-2-0	13-15
1990-91	1-0-0	0-1-1	1-1-1	12-11
1991-92	0-0-1	1-1-0	1-1-1	14-15
1992-93	2-0-0	*2-1-0	4-1-0	18-14
1993-94	#3-0-0	3-0-0	6-0-0	33-17
1994-95	2-0-0	1-1-0	3-1-0	15-12
1995-96	2-0-0	1-2-0	3-2-0	29-27
1996-97	2-1-0	0-2-0	2-3-0	17-18
1997-98	2-0-1	1-2-0	3-2-1	20-20
1998-99	1-0-1	0-2-0	1-2-1	8-8
1999-00	1-0-1	0-2-0	1-2-1	9-10
2000-01	0-1-1	0-2-0	0-3-1	7-13
2001-02	0-2-0	1-1-0	1-3-0	9-15
2002-03	0-2-0	2-0-0	2-2-0	10-10
2003-04	1-1-0	0-2-0	1-3-0	8-15
2004-05	No Season			
2005-06	0-1-1	0-2-0	0-3-1	13-22
2006-07	1-0-1	1-0-1	2-0-2	16-9
2007-08	1-1-0	1-1-0	2-2-0	10-13
2008-09	1-1-0	1-1-0	2-2-0	11-14
2009-10	2-0-0	1-1-0	3-1-0	11-9
2010-11	0-2-0	2-0-0	2-2-0	12-15
2011-12	1-1-0	2-0-0	3-1-0	13-9
2012-13	2-0-0	1-0-0	3-0-0	8-5
2013-14	1-0-0	0-1-1	1-1-1	8-9
2014-15	0-1-1	1-0-0	1-1-1	5-7
TOTALS	39-40-17	28-62-9	67-102-26	598-741

PITTSBURGH PENGUINS vs. BOSTON BRUINS 2014-2015 REGULAR SEASON

at PITTSBURGH PENGUINS			at BOSTON BRUINS		
Date	Score	W Goal	Date	Score	W Goal
14 Mar '15	BOS 2 @ PIT 0	Milan Lucic	24 Nov '14 *	PIT 3 @ BOS 2	Evgeni Malkin
07 Jan '15 *	BOS 3 @ PIT 2	Patrice Bergeron			

PENGUINS										BRUINS									
Player	GP	G	A	P	+/-	PIM	PP	SH		Player	GP	G	A	P	+/-	PIM	PP	SH	
Evgeni Malkin	3	3	1	4	1	0	1	0		Milan Lucic	3	2	2	4	5	2	0	0	
Sidney Crosby	2	1	2	3	0	0	0	0		Patrice Bergeron	3	2	0	2	1	4	0	0	
Kris Letang	3	0	2	2	1	0	0	0		Zdeno Chara	2	2	0	2	1	0	0	0	
Beau Bennett	3	1	0	1	-2	0	0	0		Dougie Hamilton	3	0	2	2	3	0	0	0	
Craig Adams	3	0	1	1	0	0	0	0		Joe Morrow	1	1	0	1	2	0	0	0	
Christian Ehrhoff	3	0	1	1	0	2	0	0		Gregory Campbell	3	0	1	1	2	0	0	0	
Simon Despres	2	0	1	1	-1	2	0	0		Loui Eriksson	3	0	1	1	0	4	0	0	
Patric Hornqvist	2	0	1	1	0	2	0	0		Torey Krug	3	0	1	1	0	0	0	0	
Steve Downie	3	0	0	0	-3	2	0	0		Daniel Paille	3	0	1	1	2	0	0	0	
Chris Kunitz	3	0	0	0	-1	0	0	0		Reilly Smith	3	0	1	1	-2	2	0	0	
Paul Martin	3	0	0	0	-1	6	0	0		Carl Soderberg	3	0	1	1	0	0	0	0	
Rob Scuderi	3	0	0	0	-2	0	0	0		David Pastrnak	2	0	1	1	1	0	0	0	
Nick Spaling	3	0	0	0	1	0	0	0		Simon Gagne	1	0	1	1	1	0	0	0	
Brandon Sutter	3	0	0	0	-1	0	0	0		David Krejci	1	0	1	1	0	0	0	0	
Blake Comeau	2	0	0	0	-1	0	0	0		Brad Marchand	3	0	0	0	-2	2	0	0	
David Perron	2	0	0	0	-2	2	0	0		Dennis Seidenberg	3	0	0	0	0	2	0	0	
Robert Bortuzzo	1	0	0	0	-1	0	0	0		Matt Bartkowski	2	0	0	0	0	0	0	0	
Ian Cole	1	0	0	0	0	0	0	0		Chris Kelly	2	0	0	0	0	2	0	0	
Andrew Ebbett	1	0	0	0	0	0	0	0		Adam McQuaid	2	0	0	0	0	0	0	0	
Marcel Goc	1	0	0	0	0	0	0	0		Kevan Miller	2	0	0	0	1	2	0	0	
Maxim Lapierre	1	0	0	0	-1	0	0	0		Jordan Caron	1	0	0	0	-1	0	0	0	
Ben Lovejoy	1	0	0	0	-1	2	0	0		Craig Cunningham	1	0	0	0	0	0	0	0	
Olli Maatta	1	0	0	0	-1	0	0	0		Seth Griffith	1	0	0	0	0	0	0	0	
Jayson Megna	1	0	0	0	0	0	0	0		Alex Khokhlachev	1	0	0	0	-1	0	0	0	
Bryan Rust	1	0	0	0	0	0	0	0		Ryan Spooner	1	0	0	0	1	0	0	0	
Zach Sill	1	0	0	0	0	0	0	0		Max Talbot	1	0	0	0	1	0	0	0	
Daniel Winnik	1	0	0	0	-1	0	0	0											

Power Play: 1-10 10.0% / Penalty Killing: 8-8 100.0%

Power Play: 0-8 0.0% / Penalty Killing: 9-10 90.0%

PENGUINS										BRUINS										
Goalie	GP	Min	WLOT	GA	SA	SV	GAA	SV%		Goalie	GP	Min	WLOT	GA	SA	SV	GAA	SV%		
Marc-Andre Fleury	2	123	1-0-1	5	53	48	2.44	.906		Tuukka Rask	3	183	2-0-1	5	102	97	1.64	.951		
Thomas Greiss	1	59	0-1-0	1	29	28	1.02	.966												

PENGUINS						BRUINS					
Goals	1st	2nd	3rd	OT	Total	Goals	1st	2nd	3rd	OT	Total
Goals	2	1	1	1	5	Goals	2	3	1	1	7

PENGUINS						BRUINS					
Shots	1st	2nd	3rd	OT	Total	Shots	1st	2nd	3rd	OT	Total
Shots	34	34	31	3	102	Shots	32	28	17	6	83

* - Overtime ** - Shootout



BUFFALO SABRES

WEBSITE: buffalosabres.com

SABRES VS. PENS

All-time scorer vs. Pittsburgh: Gilbert Perreault (69gp, 39-51-90)

All-time Pittsburgh scorer vs. Buffalo: Jaromir Jagr (47gp, 31-39-70)

Longest Buffalo win streak vs. Pittsburgh:

5, Oct. 10, 2005-Nov. 17, 2006; Oct. 24, 1979-Oct. 18, 1980

Longest Pittsburgh win streak vs. Buffalo:

6, Oct. 5, 2013-present; Feb. 1, 2010-Mar. 8, 2011

Longest Buffalo undefeated streak vs. Pittsburgh:

9, Oct. 10, 1970-Dec. 31, 1971 (3-0-6)

Longest Pittsburgh undefeated streak vs. Buffalo:

14, Oct. 27, 1976-Feb. 17, 1979 (6-0-8)

Last Buffalo win at home:

Feb. 19, 2012 (6-2) (0-5-0 since last win)

Last Pittsburgh win at home:

Nov. 1, 2014 (5-0) (0-0-0 since last win)

Last Buffalo win at Pittsburgh:

Apr. 23, 2013 (4-2) (0-3-0 since last win)

Last Pittsburgh win at Buffalo:

Apr. 11, 2015 (2-0) (0-0-0 since last win)

Most goals by Buffalo vs. Pittsburgh:

10, Mar. 4, 1983 (B, 10-2); Dec. 7, 1980 (B, 10-1)

Most goals by Pittsburgh vs. Buffalo:

8, Dec. 17, 2012 (P, 8-3); Oct. 13, 1987 (P, 8-3)

Most goals by both teams:

13, Oct. 12, 1988 (B, 8-5); Mar. 10, 1976 (B, 7-6)

Last Buffalo shutout vs. Pittsburgh:

Jan. 21, 2003 (0-0) – Martin Biron

Last Pittsburgh shutout vs. Buffalo:

Apr. 11, 2015 (2-0) – Marc-Andre Fleury

Last Buffalo hat trick vs. Pittsburgh:

Oct. 12, 1988 – Dave Andreychuk

Last Pittsburgh hat trick vs. Buffalo:

Dec. 17, 2011 – Evgeni Malkin

Last Pittsburgh trade with Buffalo:

Mar. 11, 1999 – Matthew Barnaby to Pittsburgh in exchange for Stu Barnes

Pittsburgh's Overtime/Shootout Record vs. Buffalo: 8-6-14

YEAR BY YEAR

YEAR	PIT	ROAD	TOTAL	GF/GA
1970-71	0-2-1	0-0-3	0-2-4	19-22
1971-72	0-1-2	1-1-1	1-2-3	14-14
1972-73	0-0-2	0-3-0	0-3-2	9-14
1973-74	3-0-0	0-2-0	3-2-0	17-15
1974-75	0-0-2	0-3-0	0-3-2	18-30
1975-76	1-2-0	0-2-0	1-4-0	13-27
1976-77	3-0-0	1-0-1	4-0-1	20-12
1977-78	0-0-2	0-0-3	0-0-5	17-17
1978-79	1-0-1	1-0-1	2-0-2	19-15
1979-80	0-2-0	0-2-0	0-4-0	8-30
1980-81	0-2-0	0-1-1	0-3-1	5-21
1981-82	1-1-0	0-1-0	1-2-0	12-15
1982-83	1-0-0	0-1-1	1-1-1	12-18
1983-84	0-2-0	0-1-0	0-3-0	9-16
1984-85	0-0-1	0-2-0	0-2-1	5-12
1985-86	1-0-1	1-0-0	2-0-1	11-6
1986-87	1-0-0	1-0-1	2-0-1	15-10
1987-88	2-0-0	0-0-1	2-0-1	16-9
1988-89	1-0-0	0-2-0	1-2-0	13-16
1989-90	0-2-0	0-1-0	0-3-0	6-14
1990-91	1-0-0	1-0-1	2-0-1	14-10
1991-92	1-1-0	1-0-0	2-1-0	14-11
1992-93	2-0-0	1-1-0	3-1-0	18-16
1993-94	*3-0-0	2-1-0	5-1-0	21-13
1994-95	1-0-1	1-1-0	2-1-1	15-13
1995-96	2-1-0	1-1-1	3-2-1	23-22
1996-97	3-0-0	0-3-0	3-3-0	14-14
1997-98	2-0-1	0-1-1	2-1-2	11-9
1998-99	1-0-1	0-2-0	1-2-1	10-11
1999-00	1-0-1	2-0-0	3-0-1	10-5
2000-01	1-1-0	2-0-0	3-1-0	17-11
2001-02	1-0-1	1-1-0	2-1-1	10-9
2002-03	2-0-0	1-0-1	3-0-1	14-5
2003-04	1-0-1	1-1-0	2-1-1	7-9
2004-05	No Season			
2005-06	0-1-1	0-1-1	0-2-2	10-14
2006-07	1-0-1	1-1-0	2-1-1	11-14
2007-08	2-0-0	2-0-0	4-0-0	14-5
2008-09	1-1-0	1-1-0	2-2-0	15-13
2009-10	2-0-0	1-1-0	3-1-0	12-11
2010-11	2-0-0	2-0-0	4-0-0	12-5
2011-12	1-1-0	1-1-0	2-2-0	17-15
2012-13	0-2-0	1-0-0	1-2-0	7-11
2013-14	2-0-0	1-0-0	3-0-0	12-2
2014-15	1-0-0	2-0-0	3-0-0	13-1
TOTALS	49-22-20	31-39-18	80-61-38	579-582

*Includes one game played in Sacramento

PITTSBURGH PENGUINS vs. BUFFALO SABRES 2014-2015 REGULAR SEASON

at PITTSBURGH PENGUINS			at BUFFALO SABRES		
Date	Score	W Goal	Date	Score	W Goal
01 Nov '14	BUF 0 @ PIT 5	Chris Kunitz	11 Apr '15	PIT 2 @ BUF 0	Brandon Sutter
			08 Nov '14	PIT 6 @ BUF 1	Patric Hornqvist

Individual Scoring

PENGUINS										SABRES									
Player	GP	G	A	P	+/-	PIM	PP	SH		Player	GP	G	A	P	+/-	PIM	PP	SH	
Sidney Crosby	3	0	8	8	4	4	0	0		Zemgus Girgensons	2	1	0	1	-2	2	0	0	
Patric Hornqvist	3	3	3	6	5	2	3	0		Brian Gionta	3	0	1	1	-2	0	0	0	
Chris Kunitz	3	2	3	5	4	0	1	0		Josh Gorges	2	0	1	1	-4	0	0	0	
Kris Letang	2	2	3	5	5	0	0	0		Nicolas Deslauriers	3	0	0	0	-1	2	0	0	
Evgeni Malkin	3	2	2	4	2	2	1	0		Tyler Ennis	3	0	0	0	-2	2	0	0	
Blake Comeau	3	1	2	3	2	4	0	0		Cody Hodgson	3	0	0	0	-1	0	0	0	
Brandon Sutter	3	2	0	2	2	0	0	0		Matt Moulson	3	0	0	0	-3	0	0	0	
Robert Bortuzzo	1	1	0	1	0	0	0	0		Rasmus Ristolainen	3	0	0	0	-3	0	0	0	
Paul Martin	3	0	1	1	3	0	0	0		Tyson Strachan	3	0	0	0	-1	2	0	0	
Nick Spaling	3	0	1	1	-1	0	0	0		Brian Flynn	2	0	0	0	-1	0	0	0	
Pascal Dupuis	2	0	1	1	1	0	0	0		Marcus Foligno	2	0	0	0	-1	0	0	0	
Christian Ehrhoff	2	0	1	1	1	0	0	0		Johan Larsson	2	0	0	0	0	0	0	0	
Daniel Winnik	1	0	1	1	1	0	0	0		Cody McCormick	2	0	0	0	0	0	0	0	
Steve Downie	3	0	0	0	0	5	0	0		Torrey Mitchell	2	0	0	0	-3	0	0	0	
Rob Scuderi	3	0	0	0	1	0	0	0		Tyler Myers	2	0	0	0	-3	2	0	0	
Craig Adams	2	0	0	0	0	2	0	0		Drew Stafford	2	0	0	0	-1	4	0	0	
Simon Despres	2	0	0	0	-1	2	0	0		Chris Stewart	2	0	0	0	-1	0	0	0	
Marcel Goc	2	0	0	0	1	0	0	0		Mike Weber	2	0	0	0	0	9	0	0	
Zach Sill	2	0	0	0	0	0	0	0		Nikita Zadorov	2	0	0	0	0	2	0	0	
Beau Bennett	1	0	0	0	1	0	0	0		Andre Benoit	1	0	0	0	-1	0	0	0	
Taylor Chorney	1	0	0	0	0	0	0	0		Zach Bogosian	1	0	0	0	-1	0	0	0	
Ian Cole	1	0	0	0	1	0	0	0		Zac Dalpe	1	0	0	0	-1	0	0	0	
Maxim Lapierre	1	0	0	0	0	0	0	0		Matt Ellis	1	0	0	0	0	0	0	0	
Ben Lovejoy	1	0	0	0	1	0	0	0		Mikhail Grigorenko	1	0	0	0	-1	0	0	0	
Olli Maatta	1	0	0	0	2	2	0	0		Patrick Kaleta	1	0	0	0	0	0	0	0	
David Perron	1	0	0	0	0	0	0	0		Andrej Meszaros	1	0	0	0	-1	0	0	0	
										Chad Ruhwedel	1	0	0	0	0	0	0	0	
										Philip Varone	1	0	0	0	-1	0	0	0	

Power Play: 5-10 50.0% / Penalty Killing: 7-7 100.0%

Power Play: 0-7 0.0% / Penalty Killing: 5-10 50.0%

Goaltending

PENGUINS										SABRES											
Goalie	GP	Min	W	L	OT	GA	SA	SV	GAA	SV%	Goalie	GP	Min	W	L	OT	GA	SA	SV	GAA	SV%
Marc-Andre Fleury	3	180	3	0	0	1	67	66	0.33	.985	Anders Lindback	1	57	0	1	0	2	38	36	2.10	.947
											Jhonas Enroth	2	120	0	2	0	11	73	62	5.50	.849

Goals by Period

PENGUINS						SABRES					
	1st	2nd	3rd	OT	Total		1st	2nd	3rd	OT	Total
Goals	4	6	3	0	13	Goals	0	1	0	0	1

Shots by Period

PENGUINS						SABRES					
	1st	2nd	3rd	OT	Total		1st	2nd	3rd	OT	Total
Shots	37	42	32	0	111	Shots	17	24	26	0	67

* - Overtime ** - Shootout



CALGARY FLAMES

Franchise played as Atlanta Flames from 1972-73 to 1979-80

WEBSITE: calgaryflames.com

FLAMES VS. PENS

All-time scorer vs. Pittsburgh: Al MacInnis (27gp, 6-23-29)

All-time Pittsburgh scorer vs. Calgary: Mario Lemieux (25gp, 20-42-62)

Longest Calgary win streak vs. Pittsburgh:
5, Nov. 4, 1977-Nov. 3, 1978

Longest Pittsburgh win streak vs. Calgary:
9, Dec. 6, 2007-Present

Longest Calgary undefeated streak vs. Pittsburgh:
10, Feb. 7, 1981-Feb. 16, 1984 (6-0-4)

Longest Pittsburgh undefeated streak vs. Calgary:
9, Dec. 6, 2007-Present (9-0-0)

Last Calgary win at home:
Dec. 7, 2003 (6-1) (0-4-1 since last win)

Last Pittsburgh win at home:
Dec. 12, 2014 (3-1) (0-0-0 since last win)

Last Calgary win at Pittsburgh:
Dec. 3, 2005 (3-2) (0-4-0 since last win)

Last Pittsburgh win at Calgary:
Feb. 6, 2015 (4-0) (0-0-0 since last win)

Most goals by Calgary vs. Pittsburgh:
10, Mar. 9, 1989 (C, 10-3); Feb. 16, 1984 (C, 10-3)

Most goals by Pittsburgh vs. Calgary:
7, Dec. 19, 1989 (P, 7-1)

Most goals by both teams:
13, Mar. 9, 1989 (C, 10-3); Feb. 16, 1984 (C, 10-3)

Last Calgary shutout vs. Pittsburgh:
Jan. 16, 1982 (4-0) – Pat Riggin

Last Pittsburgh shutout vs. Calgary:
Feb. 6, 2015 (4-0) – Marc-Andre Fleury

Last Calgary hat trick vs. Pittsburgh:
Dec. 7, 2003 – Shean Donovan

Last Pittsburgh hat trick vs. Calgary:
Nov. 27, 2010 – Sidney Crosby

Last Pittsburgh trade with Calgary:
Mar. 5, 2014 – Lee Stempniak to Pittsburgh in exchange for a 2014 third-round draft pick

Pittsburgh's Overtime/Shootout Record vs. Calgary: 1-0-7

YEAR BY YEAR

YEAR	PIT	ROAD	TOTAL	GF/GA
1972-73	3-0-0	1-1-0	4-1-0	23-15
1973-74	1-0-2	2-1-0	3-1-2	19-18
1974-75	1-0-1	0-1-1	1-1-2	12-14
1975-76	1-0-1	1-1-0	2-1-1	13-10
1976-77	0-1-1	0-2-0	0-3-1	12-18
1977-78	1-1-0	0-2-0	1-3-0	8-13
1978-79	0-2-0	0-1-1	0-3-1	7-16
1979-80	1-0-1	1-1-0	2-1-1	11-11
1980-81	1-1-0	0-1-1	1-2-1	13-19
1981-82	0-0-1	0-1-1	0-1-2	7-11
1982-83	0-2-0	0-1-0	0-3-0	6-14
1983-84	0-0-1	0-1-1	0-1-2	10-17
1984-85	2-0-0	0-0-1	2-0-1	18-13
1985-86	1-0-0	0-2-0	1-2-0	9-14
1986-87	0-2-0	1-0-0	1-2-0	10-11
1987-88	1-0-0	1-0-1	2-0-1	14-10
1988-89	1-1-0	0-1-0	1-2-0	11-15
1989-90	0-0-1	0-2-0	0-2-1	9-13
1990-91	2-0-0	0-1-0	2-1-0	13-12
1991-92	1-0-0	1-1-0	2-1-0	16-12
1992-93	1-0-0	1-0-0	2-0-0	7-5
1993-94	0-0-1	0-1-0	0-1-1	5-7
1994-95	Did Not Play			
1995-96	1-0-0	0-1-0	1-1-0	10-8
1996-97	1-0-0	0-1-0	1-1-0	9-9
1997-98	1-0-0	0-1-0	1-1-0	7-7
1998-99	1-0-0	1-0-0	2-0-0	10-3
1999-00	0-0-0	0-1-0	0-1-0	2-8
2000-01	1-0-0	0-0-1	1-0-1	7-4
2001-02	0-0-0	1-0-0	1-0-0	6-4
2002-03	1-0-0	0-0-0	1-0-0	2-0
2003-04	0-0-0	0-1-0	0-1-0	1-6
2004-05	No Season			
2005-06	0-1-0	0-0-0	0-1-0	2-3
2006-07	Did Not Play			
2007-08	0-0-0	1-0-0	1-0-0	2-2
2008-09	1-0-0	0-0-0	1-0-0	2-0
2009-10	0-0-0	1-0-0	1-0-0	3-1
2010-11	1-0-0	0-0-0	1-0-0	4-1
2011-12	0-0-0	1-0-0	1-0-0	5-3
2012-13	Did Not Play			
2013-14	1-0-0	1-0-0	2-0-0	6-4
2014-15	1-0-0	1-0-0	2-0-0	7-1
TOTALS	28-11-10	16-27-8	44-38-18	338-352

PITTSBURGH PENGUINS vs. CALGARY FLAMES 2014-2015 REGULAR SEASON

at PITTSBURGH PENGUINS			at CALGARY FLAMES		
Date	Score	W Goal	Date	Score	W Goal
12 Dec '14	CGY 1 @ PIT 3	Kris Letang	06 Feb '15	PIT 4 @ CGY 0	David Perron

Individual Scoring

PENGUINS										FLAMES										
Player	GP	G	A	P	+/-	PIM	PP	SH		Player	GP	G	A	P	+/-	PIM	PP	SH		
Sidney Crosby	1	2	1	3	3	0	0	0		Johnny Gaudreau	2	1	0	1	-2	0	0	0		
Chris Kunitz	1	0	3	3	3	0	0	0		Jiri Hudler	2	0	1	1	-1	0	0	0		
Kris Letang	2	1	1	2	2	0	0	0		Markus Granlund	1	0	1	1	1	0	0	0		
David Perron	1	1	1	2	3	2	0	0		Brandon Bollig	2	0	0	0	-1	4	0	0		
Simon Despres	2	0	2	2	3	0	0	0		TJ Brodie	2	0	0	0	-3	6	0	0		
Evgeni Malkin	2	0	2	2	1	2	0	0		Paul Byron	2	0	0	0	-3	0	0	0		
Brandon Sutter	2	1	0	1	1	0	0	0		Joe Colborne	2	0	0	0	-3	0	0	0		
Blake Comeau	1	1	0	1	0	0	0	0		Deryk Engelland	2	0	0	0	0	0	0	0		
Rob Klunkhammer	1	1	0	1	1	0	0	0		Mark Giordano	2	0	0	0	-3	0	0	0		
Robert Bortuzzo	2	0	1	1	2	4	0	0		David Jones	2	0	0	0	0	4	0	0		
Steve Downie	2	0	1	1	2	4	0	0		Josh Jooris	2	0	0	0	-2	0	0	0		
Rob Scuderi	2	0	1	1	2	0	0	0		Sean Monahan	2	0	0	0	-3	0	0	0		
Nick Spaling	2	0	1	1	2	0	0	0		Mason Raymond	2	0	0	0	-1	0	0	0		
Craig Adams	2	0	0	0	0	0	0	0		Kris Russell	2	0	0	0	-3	0	0	0		
Patric Hornqvist	2	0	0	0	0	2	0	0		Matt Stajan	2	0	0	0	0	0	0	0		
Paul Martin	2	0	0	0	1	0	0	0		Dennis Wideman	2	0	0	0	-3	2	0	0		
Zach Sill	2	0	0	0	0	0	0	0		Mikael Backlund	1	0	0	0	-1	0	0	0		
Mark Arcobello	1	0	0	0	0	0	0	0		Lance Bouma	1	0	0	0	0	0	0	0		
Andrew Ebbett	1	0	0	0	1	0	0	0		Raphael Diaz	1	0	0	0	0	2	0	0		
Christian Ehrhoff	1	0	0	0	1	0	0	0		Curtis Glencross	1	0	0	0	-1	2	0	0		
Marcel Goc	1	0	0	0	0	0	0	0		Ladislav Smid	1	0	0	0	0	0	0	0		
Maxim Lapierre	1	0	0	0	0	0	0	0												
Jayson Megna	1	0	0	0	0	8	0	0												
Derrick Pouliot	1	0	0	0	1	0	0	0												

Power Play: 0-8 0.0% / Penalty Killing: 9-9 100.0%

Goaltending

PENGUINS										FLAMES									
Goalie	GP	Min	WLOT	GA	SA	SV	GAA	SV%		Goalie	GP	Min	WLOT	GA	SA	SV	GAA	SV%	
Marc-Andre Fleury	2	120	2-0-0	1	48	47	0.50	.979		Karri Ramo	1	15	0-0-0	0	6	6	0.00	1.000	
										Jonas Hiller	2	103	0-2-0	7	46	39	4.09	.848	

Goals by Period

PENGUINS						FLAMES					
	1st	2nd	3rd	OT	Total		1st	2nd	3rd	OT	Total
Goals	4	1	2	0	7	Goals	1	0	0	0	1

Shots by Period

PENGUINS						FLAMES					
	1st	2nd	3rd	OT	Total		1st	2nd	3rd	OT	Total
Shots	19	23	10	0	52	Shots	15	13	20	0	48

* - Overtime ** - Shootout



CAROLINA HURRICANES

Franchise played as Hartford Whalers from 1979-80 to 1996-97

WEBSITE: carolinahurricanes.com

HURRICANES VS. PENS

All-time scorer vs. Pittsburgh: Ron Francis (50gp, 21-41-62)

All-time Pittsburgh scorer vs. Carolina: Mario Lemieux (40gp, 30-44-74)

Longest Carolina win streak vs. Pittsburgh:

4, Feb. 26, 1989-Mar. 25, 1990; Oct. 28, 1986-Jan. 9, 1988

Longest Pittsburgh win streak vs. Carolina:

6, Oct. 3, 1997-Apr. 16, 1998

Longest Carolina undefeated streak vs. Pittsburgh:

7, Feb. 26, 1989-Dec. 8, 1990 (6-0-1)

Longest Pittsburgh undefeated streak vs. Carolina:

12, Nov. 22, 1996-Jan. 7, 1999 (9-0-3)

Last Carolina win at home:

Mar. 26, 2015 (5-2) (0-0-0 since last win)

Last Pittsburgh win at home:

Dec. 31, 2014 (2-1) (0-0-0 since last win)

Last Carolina win at Pittsburgh:

Nov. 28, 2014 (4-2) (0-1-0 since last win)

Last Pittsburgh win at Carolina:

Nov. 29, 2014 (3-2) (0-1-0 since last win)

Most goals by Carolina vs. Pittsburgh:

9, Mar. 30, 1989 (H, 9-5); Nov. 22, 1984 (H, 9-3); Dec. 26, 1980 (H, 9-7)

Most goals by Pittsburgh vs. Carolina:

10, Apr. 3, 1993 (P, 10-2)

Most goals by both teams:

16, Dec. 26, 1980 (H, 9-7)

Last Carolina shutout vs. Pittsburgh:

Mar. 6, 2003 (4-0) – Kevin Weekes

Last Pittsburgh shutout vs. Carolina:

Oct. 30, 2010 (3-0) – Brent Johnson

Last Carolina hat trick vs. Pittsburgh:

Nov. 29, 2003 – Radim Vrbata

Last Pittsburgh hat trick vs. Carolina:

Oct. 8, 2013 – Jussi Jokinen

Last Pittsburgh trade with Carolina:

Apr. 3, 2013 – Jussi Jokinen to Pittsburgh in exchange for a conditional 2013 draft pick

Pittsburgh's Overtime/Shootout Record vs. Carolina: 9-5-10

YEAR BY YEAR

YEAR	PIT	ROAD	TOTAL	GF/GA
1979-80	1-0-1	0-2-0	1-2-1	15-21
1980-81	1-1-0	1-1-0	2-2-0	20-20
1981-82	1-0-1	1-0-0	2-0-1	18-11
1982-83	1-0-0	2-0-0	3-0-0	14-7
1983-84	1-1-0	1-0-0	2-1-0	11-10
1984-85	1-0-0	0-2-0	1-2-0	10-13
1985-86	1-1-0	0-1-0	1-2-0	12-10
1986-87	0-1-0	0-2-0	0-3-0	12-18
1987-88	2-0-0	0-1-0	2-1-0	13-11
1988-89	0-1-0	1-1-0	1-2-0	15-20
1989-90	0-1-1	0-1-0	0-2-1	9-15
1990-91	0-1-0	1-1-0	1-2-0	10-11
1991-92	0-2-0	0-0-1	0-2-1	11-16
1992-93	1-0-0	2-0-0	3-0-0	21-8
1993-94	2-0-0	2-1-0	4-1-0	23-22
1994-95	1-1-0	1-1-0	2-2-0	15-16
1995-96	3-0-0	0-2-1	3-2-1	28-18
1996-97	0-0-2	2-1-0	2-1-2	22-17
1997-98	3-0-0	3-0-0	6-0-0	22-10
1998-99	1-1-0	1-0-1	2-1-1	13-12
1999-00	1-1-0	1-1-0	2-2-0	14-13
2000-01	0-2-0	1-1-0	1-3-0	12-15
2001-02	0-2-0	0-0-2	0-2-2	6-15
2002-03	1-1-0	1-1-0	2-2-0	7-9
2003-04	1-0-1	0-2-0	1-2-1	9-10
2004-05	No Season			
2005-06	0-2-0	1-0-1	1-2-1	14-17
2006-07	1-1-0	0-2-0	1-3-0	8-14
2007-08	2-0-0	0-2-0	2-2-0	10-12
2008-09	1-1-0	1-0-1	2-1-1	12-8
2009-10	0-1-1	1-0-1	1-1-2	9-12
2010-11	2-0-0	1-1-0	3-1-0	11-10
2011-12	2-0-0	1-1-0	3-1-0	11-10
2012-13	1-0-0	1-1-0	2-1-0	14-10
2013-14	1-1-0	2-0-0	3-1-0	13-10
2014-15	1-1-0	1-1-0	2-2-0	9-12
TOTALS	34-24-7	30-30-8	64-54-15	473-463

PITTSBURGH PENGUINS vs. CAROLINA HURRICANES 2014-2015 REGULAR SEASON

at PITTSBURGH PENGUINS			at CAROLINA HURRICANES		
Date	Score	W Goal	Date	Score	W Goal
31 Dec '14	CAR 1 @ PIT 2	Brandon Sutter	26 Mar '15	PIT 2 @ CAR 5	Jay McClement
28 Nov '14	CAR 4 @ PIT 2	Nathan Gerbe	29 Nov '14	PIT 3 @ CAR 2	Christian Ehrhoff

Individual Scoring

PENGUINS										HURRICANES										
Player	GP	G	A	P	+/-	PIM	PP	SH		Player	GP	G	A	P	+/-	PIM	PP	SH		
Chris Kunitz	4	2	2	4	3	2	0	0		Eric Staal	4	2	4	6	0	2	0	0		
Sidney Crosby	4	0	3	3	1	14	0	0		Jiri Tlusty	3	2	2	4	2	0	1	0		
Beau Bennett	2	0	3	3	2	2	0	0		Justin Faulk	4	1	3	4	-1	0	1	0		
Brandon Sutter	4	2	0	2	0	0	0	0		Elias Lindholm	4	1	3	4	-2	4	1	0		
Andrew Ebbett	2	0	2	2	1	0	0	0		Victor Rask	4	0	4	4	-1	0	0	0		
Christian Ehrhoff	3	1	0	1	1	4	0	0		Nathan Gerbe	4	1	1	2	-2	6	1	0		
Kris Letang	3	1	0	1	-1	0	0	0		Jay McClement	4	1	1	2	2	2	0	0		
Robert Bortuzzo	2	1	0	1	2	2	0	0		Brad Malone	2	0	2	2	3	6	0	0		
Patric Hornqvist	2	1	0	1	3	0	0	0		Patrick Dwyer	3	1	0	1	0	0	0	0		
Ian Cole	1	1	0	1	0	0	0	0		Andrej Nestrasil	3	1	0	1	-1	0	1	0		
Craig Adams	4	0	1	1	0	0	0	0		Alexander Semin	3	1	0	1	0	2	0	0		
Nick Spaling	4	0	1	1	0	4	0	0		Ryan Murphy	2	1	0	1	2	0	0	0		
Blake Comeau	3	0	1	1	-1	6	0	0		Riley Nash	4	0	1	1	-2	0	0	0		
Evgeni Malkin	3	0	1	1	1	2	0	0		Jordan Staal	1	0	1	1	0	2	0	0		
Paul Martin	3	0	1	1	1	0	0	0		Ron Hainsey	4	0	0	0	2	0	0	0		
Olli Maatta	2	0	1	1	0	2	0	0		Michal Jordan	4	0	0	0	2	0	0	0		
Ben Lovejoy	1	0	1	1	0	0	0	0		Jeff Skinner	4	0	0	0	-3	0	0	0		
Rob Scuderi	4	0	0	0	2	0	0	0		John-Michael Liles	3	0	0	0	-2	2	0	0		
Simon Despres	3	0	0	0	1	0	0	0		Andrej Sekera	3	0	0	0	-3	0	0	0		
Steve Downie	3	0	0	0	-2	0	0	0		Tim Gleason	2	0	0	0	-1	0	0	0		
Jayson Megna	3	0	0	0	0	6	0	0		Jay Harrison	2	0	0	0	-1	2	0	0		
Marcel Goc	2	0	0	0	0	0	0	0		Chris Terry	2	0	0	0	-1	0	0	0		
Derrick Pouliot	2	0	0	0	-2	0	0	0		Brett Bellemore	1	0	0	0	0	0	0	0		
Zach Sill	2	0	0	0	0	0	0	0		Danny Biega	1	0	0	0	-2	0	0	0		
Bobby Farnham	1	0	0	0	0	0	0	0		Zach Boychuk	1	0	0	0	0	0	0	0		
Maxim Lapierre	1	0	0	0	0	2	0	0												
David Perron	1	0	0	0	-1	2	0	0												
Bryan Rust	1	0	0	0	-1	0	0	0												
Daniel Winnik	1	0	0	0	-1	0	0	0												

Power Play: 5-15 33.3% / Penalty Killing: 10-10 100.0%

Goaltending

PENGUINS										HURRICANES									
Goalie	GP	Min	WLOT	GA	SA	SV	GAA	SV%		Goalie	GP	Min	WLOT	GA	SA	SV	GAA	SV%	
Thomas Greiss	1	60	1-0-0	2	34	32	2.00	.941		Cam Ward	3	179	2-1-0	6	90	84	2.01	.933	
Marc-Andre Fleury	3	179	1-2-0	9	87	78	3.02	.897		Anton Khudobin	1	59	0-1-0	3	33	30	3.08	.909	

Goals by Period

PENGUINS						HURRICANES					
1st	2nd	3rd	OT	Total		1st	2nd	3rd	OT	Total	
Goals	5	1	3	0	9	Goals	5	3	4	0	12

Shots by Period

PENGUINS						HURRICANES					
1st	2nd	3rd	OT	Total		1st	2nd	3rd	OT	Total	
Shots	46	44	33	0	123	Shots	40	40	42	0	122

* - Overtime ** - Shootout



CHICAGO BLACKHAWKS

WEBSITE: chicagoblackhawks.com

BLACKHAWKS VS. PENS

All-time scorer vs. Pittsburgh: Stan Mikita (52gp, 32-39-71)

All-time Pittsburgh scorer vs. Chicago: Mario Lemieux (27gp, 25-37-62)

Longest Chicago win streak vs. Pittsburgh:
9, Dec. 18, 1968-Dec. 20, 1970

Longest Pittsburgh win streak vs. Chicago:
3, Dec. 26, 1999-Mar. 29, 2001

Longest Chicago undefeated streak vs. Pittsburgh:
9, Jan. 4, 1981-Mar. 14, 1983 (7-0-2); Dec. 18, 1968-Dec. 20, 1970 (9-0-0)

Longest Pittsburgh undefeated streak vs. Chicago:
6, Mar. 5, 1998-Mar. 29, 2001 (4-0-2); Dec. 2, 1978-Dec.19, 1979 (2-0-4)

Last Chicago win at home:
Feb. 15, 2015 (2-1 SO) (0-0-0 since last win)

Last Pittsburgh win at home:
Mar. 30, 2014 (4-1) (0-0-1 since last win)

Last Chicago win at Pittsburgh:
Jan. 21, 2015 (3-2 SO) (0-0-0 since last win)

Last Pittsburgh win at Chicago:
Feb. 27, 2009 (5-4 OT) (0-1-2 since last win)

Most goals by Chicago vs. Pittsburgh:
9, Mar. 19, 1978 (C, 9-1); Jan. 21, 1973 (C, 9-3)

Most goals by Pittsburgh vs. Chicago:
10, Feb. 21, 1976 (P, 10-1)

Most goals by both teams:
13, Dec. 6, 1988 (P, 7-6); Oct. 23, 1968 (C, 8-5)

Last Chicago shutout vs. Pittsburgh:
Jan. 6, 2002 (2-0) – Jocelyn Thibault

Last Pittsburgh shutout vs. Chicago:
Dec. 29, 2003 (1-0) – Sebastien Caron

Last Chicago hat trick vs. Pittsburgh:
Feb. 27, 2009 – Jonathan Toews

Last Pittsburgh hat trick vs. Chicago:
Jan. 25, 2003 – Alexei Kovalev

Last Pittsburgh trade with Chicago:
July 17, 2008 – Danny Richmond to Pittsburgh in exchange for Tim Brent

Pittsburgh's Overtime/Shootout Record vs. Chicago: 2-1-9

YEAR BY YEAR

YEAR	PIT	ROAD	TOTAL	GF/GA
1967-68	1-0-1	0-2-0	1-2-1	10-14
1968-69	1-2-0	1-2-0	2-4-0	22-28
1969-70	0-3-0	0-3-0	0-6-0	7-27
1970-71	2-1-0	0-3-0	2-4-0	12-17
1971-72	0-3-0	0-2-1	0-5-1	11-27
1972-73	2-0-0	1-2-0	3-2-0	15-18
1973-74	0-3-0	1-2-0	1-5-0	12-20
1974-75	2-0-0	0-1-1	2-1-1	20-14
1975-76	1-1-0	0-1-1	1-2-1	21-16
1976-77	2-0-0	0-2-0	2-2-0	12-9
1977-78	2-0-0	0-1-1	2-1-1	12-16
1978-79	2-0-0	0-0-2	2-0-2	15-8
1979-80	0-1-1	0-1-1	0-2-2	7-9
1980-81	1-1-0	0-2-0	1-3-0	15-20
1981-82	0-0-1	0-1-1	0-1-2	11-14
1982-83	0-2-0	0-1-0	0-3-0	9-15
1983-84	0-0-1	1-1-0	1-1-1	7-7
1984-85	1-1-0	0-1-0	1-2-0	12-15
1985-86	1-0-0	0-1-1	1-1-1	12-13
1986-87	1-1-0	1-0-0	2-1-0	9-4
1987-88	1-0-0	1-1-0	2-1-0	17-12
1988-89	2-0-0	1-0-0	3-0-0	20-15
1989-90	0-1-0	0-2-0	0-3-0	11-16
1990-91	0-2-0	0-1-0	0-3-0	7-15
1991-92	0-0-1	1-0-0	1-0-1	8-7
1992-93	1-0-0	0-1-0	1-1-0	6-8
1993-94	1-0-0	0-1-0	1-1-0	5-7
1994-95	Did Not Play			
1995-96	1-0-0	0-1-0	1-1-0	7-8
1996-97	0-1-0	0-1-0	0-2-0	3-7
1997-98	0-0-1	0-1-0	0-1-1	3-5
1998-99	1-0-0	0-0-0	1-0-0	5-2
1999-00	0-0-1	1-0-0	1-0-1	7-5
2000-01	1-0-0	1-0-0	2-0-0	9-2
2001-02	0-0-0	0-1-0	0-1-0	0-2
2002-03	1-0-0	0-0-1	1-0-1	6-4
2003-04	1-0-0	1-0-0	2-0-0	2-0
2004-05	No Season			
2005-06	0-0-0	0-1-0	0-1-0	1-4
2006-07	1-0-0	0-0-0	1-0-0	4-4
2007-08	Did Not Play			
2008-09	0-0-0	1-0-0	1-0-0	5-4
2009-10	0-0-1	0-0-0	0-0-1	1-2
2010-11	0-0-0	0-0-1	0-0-1	2-2
2011-12	1-0-0	0-0-0	1-0-0	3-2
2012-13	Did Not Play			
2013-14	1-0-0	0-1-0	1-1-0	5-6
2014-15	0-0-1	0-0-1	0-0-2	3-3
TOTALS	32-23-9	12-41-12	44-64-21	391-453

PITTSBURGH PENGUINS vs. CHICAGO BLACKHAWKS 2014-2015 REGULAR SEASON

at PITTSBURGH PENGUINS			at CHICAGO BLACKHAWKS		
Date	Score	W Goal	Date	Score	W Goal
21 Jan '15 **	CHI 3 @ PIT 2	Jonathan Toews	15 Feb '15 **	PIT 1 @ CHI 2	Patrick Sharp

Individual Scoring

PENGUINS										BLACKHAWKS										
Player	GP	G	A	P	+/-	PIM	PP	SH		Player	GP	G	A	P	+/-	PIM	PP	SH		
Steve Downie	2	1	0	1	1	0	0	0		Marian Hossa	2	1	1	2	2	0	1	0		
Nick Spaling	2	1	0	1	1	0	0	0		Brandon Saad	2	0	2	2	2	0	0	0		
Zach Sill	1	1	0	1	1	0	0	0		Niklas Hjalmarsson	2	1	0	1	1	0	0	0		
Beau Bennett	2	0	1	1	1	0	0	0		David Rundblad	1	1	0	1	1	0	0	0		
Brandon Sutter	2	0	1	1	1	2	0	0		Duncan Keith	2	0	1	1	0	0	0	0		
Mark Arcobello	1	0	1	1	1	0	0	0		Brent Seabrook	2	0	1	1	-1	2	0	0		
Andrew Ebbett	1	0	1	1	1	0	0	0		Jonathan Toews	2	0	1	1	2	0	0	0		
Marcel Goc	1	0	1	1	1	0	0	0		Bryan Bickell	2	0	0	0	-1	0	0	0		
Craig Adams	2	0	0	0	1	0	0	0		Patrick Kane	2	0	0	0	-2	4	0	0		
Robert Bortuzzo	2	0	0	0	-1	2	0	0		Marcus Kruger	2	0	0	0	0	0	0	0		
Sidney Crosby	2	0	0	0	-2	2	0	0		Johnny Oduya	2	0	0	0	0	2	0	0		
Chris Kunitz	2	0	0	0	-2	0	0	0		Brad Richards	2	0	0	0	-2	0	0	0		
Paul Martin	2	0	0	0	-1	0	0	0		Michal Rozsival	2	0	0	0	-2	0	0	0		
David Perron	2	0	0	0	-2	2	0	0		Patrick Sharp	2	0	0	0	-2	0	0	0		
Derrick Pouliot	2	0	0	0	0	0	0	0		Andrew Shaw	2	0	0	0	-1	0	0	0		
Rob Scuderi	2	0	0	0	1	0	0	0		Ben Smith	2	0	0	0	0	0	0	0		
Blake Comeau	1	0	0	0	0	0	0	0		Kyle Cumiskey	1	0	0	0	-1	0	0	0		
Simon Despres	1	0	0	0	1	0	0	0		Ryan Hartman	1	0	0	0	0	0	0	0		
Christian Ehrhoff	1	0	0	0	1	0	0	0		Joakim Nordstrom	1	0	0	0	0	0	0	0		
Scott Harrington	1	0	0	0	2	0	0	0		Teuvo Teravainen	1	0	0	0	-1	0	0	0		
Patric Hornqvist	1	0	0	0	0	0	0	0		Kris Versteeg	1	0	0	0	0	0	0	0		
Maxim Lapierre	1	0	0	0	0	0	0	0												
Kris Letang	1	0	0	0	-1	0	0	0												
Evgeni Malkin	1	0	0	0	0	0	0	0												

Power Play: 0-4 0.0% / Penalty Killing: 3-4 75.0%

Goaltending

PENGUINS										BLACKHAWKS									
Goalie	GP	Min	WLOT	GA	SA	SV	GAA	SV%		Goalie	GP	Min	WLOT	GA	SA	SV	GAA	SV%	
Marc-Andre Fleury	2	129	0-0-2	3	58	55	1.39	.948		Corey Crawford	2	129	2-0-0	3	72	69	1.39	.958	

Goals by Period

PENGUINS						BLACKHAWKS					
Goals	1st	2nd	3rd	OT	Total	Goals	1st	2nd	3rd	OT	Total
Goals	0	2	1	0	3	Goals	1	2	0	0	3

Shots by Period

PENGUINS						BLACKHAWKS					
Shots	1st	2nd	3rd	OT	Total	Shots	1st	2nd	3rd	OT	Total
Shots	24	24	19	5	72	Shots	14	21	18	5	58

* - Overtime ** - Shootout



COLORADO AVALANCHE

Franchise played as Quebec Nordiques from 1979-80 to 1994-95 WEBSITE: coloradoavalanche.com

AVALANCHE VS. PENS

- All-time scorer vs. Pittsburgh:** Joe Sakic (40gp, 27-36-63)
- All-time Pittsburgh scorer vs. Colorado:** Mario Lemieux (33gp, 30-36-66)
- Longest Colorado win streak vs. Pittsburgh:**
10, Oct. 21, 1982-Oct. 19, 1985
- Longest Pittsburgh win streak vs. Colorado:**
7, Mar. 22, 1986-Mar. 27, 1988
- Longest Colorado undefeated streak vs. Pittsburgh:**
11, Oct. 21, 1982-Oct. 26, 1985 (10-0-1)
- Longest Pittsburgh undefeated streak vs. Colorado:**
9, Oct. 25, 1990-Apr. 3, 1993 (7-0-2)
- Last Colorado win at home:**
March 4, 2015 (3-1) (0-0-0 since last win)
- Last Pittsburgh win at home:**
Dec. 18, 2014 (1-0 OT) (0-0-0 since last win)
- Last Colorado win at Pittsburgh:**
Oct. 21, 2013 (1-0) (0-0-1 since last win)
- Last Pittsburgh win at Colorado:**
Apr. 6, 2014 (3-2 SO) (0-1-0 since last win)
- Most goals by Colorado vs. Pittsburgh:**
10, Dec. 29, 1984 (Q, 10-2)
- Most goals by Pittsburgh vs. Colorado:**
8, Nov. 16, 1989 (P, 8-2); Mar. 3, 1987 (P, 8-1)
- Most goals by both teams:**
14, Mar. 8, 1986 (Q, 8-6)
- Last Colorado shutout vs. Pittsburgh:**
Oct. 21, 2013 (1-0) – Jean-Sebastien Giguere
- Last Pittsburgh shutout vs. Colorado:**
Dec. 18, 2014 (1-0 OT) – Marc-Andre Fleury
- Last Colorado hat trick vs. Pittsburgh:**
Jan. 3, 1998 – Valeri Kamensky
- Last Pittsburgh hat trick vs. Colorado:**
Nov. 18, 1991 – Kevin Stevens and Mark Recchi
- Last Pittsburgh trade with Colorado:**
Mar. 19, 2002 – Ville Nieminen and Rick Berry to Pittsburgh in exchange for Darius Kasparaitis
- Pittsburgh's Overtime/Shootout Record vs. Colorado:** 4-3-6

YEAR BY YEAR

YEAR	PIT	ROAD	TOTAL	GF/GA
1979-80	2-0-0	0-2-0	2-2-0	10-9
1980-81	1-0-1	1-1-0	2-1-1	15-16
1981-82	1-0-0	2-0-0	3-0-0	15-6
1982-83	0-2-0	0-1-0	0-3-0	11-22
1983-84	0-1-0	0-2-0	0-3-0	8-21
1984-85	0-2-0	0-1-0	0-3-0	6-26
1985-86	0-0-1	1-1-0	1-1-1	14-12
1986-87	2-0-0	1-0-0	3-0-0	19-6
1987-88	1-0-0	2-0-0	3-0-0	17-11
1988-89	1-1-0	0-1-0	1-2-0	8-16
1989-90	1-0-0	1-1-0	2-1-0	17-9
1990-91	2-0-0	1-0-0	3-0-0	18-11
1991-92	1-0-1	1-0-0	2-0-1	17-10
1992-93	1-0-1	1-0-0	2-0-1	16-11
1993-94	1-2-0	0-2-0	1-4-0	17-25
1994-95	1-1-0	1-1-0	2-2-0	18-17
1995-96	0-1-0	0-0-1	0-1-1	8-11
1996-97	0-1-0	0-1-0	0-2-0	6-10
1997-98	0-1-0	0-0-1	0-1-1	7-8
1998-99	0-1-0	1-0-0	1-1-0	4-5
1999-00	0-0-1	0-1-0	0-1-1	6-7
2000-01	0-1-0	0-1-0	0-2-0	3-8
2001-02	0-1-0	0-0-0	0-1-0	1-3
2002-03	0-1-0	0-1-0	0-2-0	3-9
2003-04	0-1-0	0-0-0	0-1-0	3-5
2004-05	No Season			
2005-06	1-0-0	0-0-0	1-0-0	4-3
2006-07	Did Not Play			
2007-08	0-0-0	0-1-0	0-1-0	2-3
2008-09	0-0-0	0-1-0	0-1-0	3-5
2009-10	1-0-0	0-0-0	1-0-0	4-1
2010-11	0-0-0	1-0-0	1-0-0	3-2
2011-12	1-0-0	1-0-0	2-0-0	11-4
2012-13	Did Not Play			
2013-14	0-1-0	1-0-0	1-1-0	2-3
2014-15	1-0-0	0-1-0	1-1-0	2-3
TOTALS	19-18-5	16-20-2	35-38-7	298-318

PITTSBURGH PENGUINS vs. COLORADO AVALANCHE 2014-2015 REGULAR SEASON

at PITTSBURGH PENGUINS			at COLORADO AVALANCHE		
Date	Score	W Goal	Date	Score	W Goal
18 Dec '14 *	COL 0 @ PIT 1	Blake Comeau	04 Mar '15	PIT 1 @ COL 3	Nathan MacKinnon

Individual Scoring

PENGUINS										AVALANCHE										
Player	GP	G	A	P	+/-	PIM	PP	SH		Player	GP	G	A	P	+/-	PIM	PP	SH		
Evgeni Malkin	2	1	1	2	1	0	0	0		Gabriel Landeskog	2	1	2	3	2	0	0	0		
Blake Comeau	2	1	0	1	1	4	0	0		Jarome Iginla	2	1	0	1	0	0	1	0		
Rob Scuderi	2	0	1	1	1	0	0	0		Nathan MacKinnon	2	1	0	1	0	0	0	0		
Sidney Crosby	2	0	0	0	-1	0	0	0		Tyson Barrie	2	0	1	1	1	0	0	0		
Steve Downie	2	0	0	0	0	2	0	0		Jan Hejda	2	0	1	1	1	2	0	0		
Patric Hornqvist	2	0	0	0	-1	0	0	0		Ryan O'Reilly	2	0	1	1	2	0	0	0		
Kris Letang	2	0	0	0	0	0	0	0		Marc-Andre Cliche	2	0	0	0	0	0	0	0		
Paul Martin	2	0	0	0	-1	0	0	0		Matt Duchene	2	0	0	0	0	0	0	0		
Nick Spaling	2	0	0	0	0	0	0	0		Dennis Everberg	2	0	0	0	0	2	0	0		
Brandon Sutter	2	0	0	0	0	0	0	0		Nate Guenin	2	0	0	0	-1	0	0	0		
Craig Adams	1	0	0	0	0	0	0	0		Nick Holden	2	0	0	0	-1	0	0	0		
Beau Bennett	1	0	0	0	0	0	0	0		Cody McLeod	2	0	0	0	0	5	0	0		
Ian Cole	1	0	0	0	0	0	0	0		Zach Redmond	2	0	0	0	0	0	0	0		
Simon Despres	1	0	0	0	1	2	0	0		Brad Stuart	2	0	0	0	0	2	0	0		
Christian Ehrhoff	1	0	0	0	0	0	0	0		Alex Tanguay	2	0	0	0	-2	0	0	0		
Bobby Farnham	1	0	0	0	0	5	0	0		Daniel Briere	1	0	0	0	0	0	0	0		
Marcel Goc	1	0	0	0	0	0	0	0		Jordan Caron	1	0	0	0	0	0	0	0		
Scott Harrington	1	0	0	0	0	0	0	0		Joey Hishon	1	0	0	0	0	0	0	0		
Rob Klinkhammer	1	0	0	0	0	0	0	0		Erik Johnson	1	0	0	0	0	0	0	0		
Chris Kunitz	1	0	0	0	0	0	0	0		John Mitchell	1	0	0	0	-1	0	0	0		
Maxim Lapierre	1	0	0	0	0	0	0	0		Max Talbot	1	0	0	0	0	0	0	0		
Ben Lovejoy	1	0	0	0	0	0	0	0												
David Perron	1	0	0	0	-1	0	0	0												
Derrick Pouliot	1	0	0	0	-1	2	0	0												
Bryan Rust	1	0	0	0	0	0	0	0												
Daniel Winnik	1	0	0	0	0	0	0	0												

Power Play: 0-3 0.0% / Penalty Killing: 4-5 80.0%

Goaltending

PENGUINS										AVALANCHE									
Goalie	GP	Min	WLOT	GA	SA	SV	GAA	SV%		Goalie	GP	Min	WLOT	GA	SA	SV	GAA	SV%	
Marc-Andre Fleury	2	120	1-1-0	3	51	48	1.51	.941		Semyon Varlamov	1	60	1-0-0	1	29	28	1.00	.966	
										Calvin Pickard	1	62	0-0-1	1	48	47	0.96	.979	

Goals by Period

PENGUINS						AVALANCHE					
Goals	1st	2nd	3rd	OT	Total	Goals	1st	2nd	3rd	OT	Total
Goals	0	0	1	1	2	Goals	0	2	1	0	3

Shots by Period

PENGUINS						AVALANCHE					
Shots	1st	2nd	3rd	OT	Total	Shots	1st	2nd	3rd	OT	Total
Shots	13	27	32	5	77	Shots	16	24	11	0	51

* - Overtime ** - Shootout



COLUMBUS BLUE JACKETS

WEBSITE: columbusbluejackets.com

BLUE JACKETS VS. PENS

All-time scorer vs. Pittsburgh: Rick Nash (10gp, 5-5-10)

All-time Pittsburgh scorer vs. Columbus: Sidney Crosby (14gp, 6-14-20)

Longest Columbus win streak vs. Pittsburgh:
2, Dec. 3, 2014-Feb. 19, 2015; Mar. 11, 2002-Dec. 31, 2002

Longest Pittsburgh win streak vs. Columbus:
6, Feb. 26, 2012-Mar. 28, 2014

Longest Columbus undefeated streak vs. Pittsburgh:
4, Feb. 17, 2001-Dec. 31, 2002 (2-0-2)

Longest Pittsburgh undefeated streak vs. Columbus:
7, Feb. 26, 2012-Dec. 13, 2014 (6-0-1)

Last Columbus win at home:
Apr. 4, 2015 (5-3) (0-0-0 since last win)

Last Pittsburgh win at home:
Mar. 1, 2015 (5-3) (0-0-0 since last win)

Last Columbus win at Pittsburgh:
Feb. 19, 2015 (2-1) (0-1-0 since last win)

Last Pittsburgh win at Columbus:
Mar. 28, 2014 (2-1) (0-1-1 since last win)

Most goals by Columbus vs. Pittsburgh:
6, Jan. 11, 2006 (C, 6-1)

Most goals by Pittsburgh vs. Columbus:
7, Dec. 4, 2010 (P, 7-2)

Most goals by both teams:
9, Dec. 4, 2010 (P, 7-2)

Last Columbus shutout vs. Pittsburgh:
None

Last Pittsburgh shutout vs. Columbus:
Nov. 2, 2013 (3-0) – Jeff Zatkoff

Last Columbus hat trick vs. Pittsburgh:
April 4, 2015 – Nick Foligno

Last Pittsburgh hat trick vs. Columbus:
Dec. 29, 2013 – James Neal

Last Pittsburgh trade with Columbus:
Feb. 6, 2014 – Spencer Machacek to Pittsburgh in exchange for Paul Thompson

Pittsburgh's Overtime/Shootout Record vs. Columbus: 3-0-3

YEAR BY YEAR

YEAR	PIT	ROAD	TOTAL	GF/GA
2000-01	1-0-0	1-0-0	2-0-0	8-4
2001-02	0-1-0	1-0-0	1-1-0	6-7
2002-03	0-0-0	0-1-0	0-1-0	2-5
2003-04	1-0-0	0-0-0	1-0-0	5-3
2004-05	No Season			
2005-06	0-0-0	0-1-0	0-1-0	1-6
2006-07	1-0-0	0-0-0	1-0-0	5-3
2007-08	Did Not Play			
2008-09	1-0-0	0-0-1	1-0-1	7-4
2009-10	0-0-0	1-0-0	1-0-0	3-3
2010-11	0-1-0	1-0-0	1-1-0	8-6
2011-12	1-0-0	0-0-0	1-0-0	4-2
2012-13	Did Not Play			
2013-14	2-0-0	3-0-0	5-0-0	16-7
2014-15	1-1-0	0-1-1	1-2-1	12-13
TOTALS	8-3-0	7-3-2	15-6-2	77-63

PITTSBURGH PENGUINS vs. COLUMBUS BLUE JACKETS 2014-2015 REGULAR SEASON

at PITTSBURGH PENGUINS			at COLUMBUS BLUE JACKETS		
Date	Score	W Goal	Date	Score	W Goal
01 Mar '15	CBJ 3 @ PIT 5	Derrick Pouliot	04 Apr '15	PIT 3 @ CBJ 5	Scott Hartnell
19 Feb '15	CBJ 2 @ PIT 1	Brandon Dubinsky	13 Dec '14 **	PIT 3 @ CBJ 4	Ryan Johansen

Individual Scoring

PENGUINS										BLUE JACKETS									
Player	GP	G	A	P	+/-	PIM	PP	SH		Player	GP	G	A	P	+/-	PIM	PP	SH	
Evgeni Malkin	3	3	2	5	1	0	1	0		Nick Foligno	4	5	0	5	-1	4	1	0	
Kris Letang	3	2	2	4	5	2	0	1		Brandon Dubinsky	3	1	4	5	3	14	0	1	
Sidney Crosby	3	1	2	3	-5	5	0	0		Scott Hartnell	3	2	1	3	2	0	0	0	
Paul Martin	4	0	3	3	4	2	0	0		David Savard	4	0	3	3	-2	4	0	0	
Blake Comeau	4	1	1	2	0	2	0	0		Ryan Johansen	4	1	1	2	-3	0	0	1	
Brandon Sutter	4	1	1	2	2	0	0	0		Jack Johnson	4	1	1	2	-2	4	0	0	
Patric Hornqvist	4	0	2	2	-3	2	0	0		Matt Calvert	3	1	1	2	1	0	0	0	
Daniel Winnik	2	0	2	2	1	0	0	0		Boone Jenner	2	1	1	2	-2	0	0	0	
Ian Cole	1	0	2	2	-1	0	0	0		Marko Dano	3	0	2	2	1	0	0	0	
Steve Downie	4	1	0	1	1	35	0	0		Fedor Tyutin	3	0	2	2	3	2	0	0	
David Perron	3	1	0	1	-1	2	1	0		Alexander Wennberg	3	0	2	2	0	2	0	0	
Derrick Pouliot	3	1	0	1	-6	0	1	0		James Wisniewski	3	1	0	1	0	2	1	0	
Ben Lovejoy	1	1	0	1	1	0	0	0		Artem Anisimov	3	0	1	1	1	0	0	0	
Nick Spaling	4	0	1	1	0	2	0	0		Mark Letestu	3	0	1	1	2	0	0	0	
Craig Adams	3	0	1	1	0	2	0	0		Cam Atkinson	4	0	0	0	-1	2	0	0	
Simon Despres	3	0	1	1	0	6	0	0		Jared Boll	3	0	0	0	0	4	0	0	
Chris Kunitz	3	0	1	1	-1	2	0	0		Kevin Connauton	3	0	0	0	0	4	0	0	
Christian Ehrhoff	1	0	1	1	0	2	0	0		Cody Goloubeuf	3	0	0	0	2	0	0	0	
Marcel Goc	1	0	1	1	1	0	0	0		Dalton Prout	3	0	0	0	1	14	0	0	
Rob Klinkhammer	1	0	1	1	1	0	0	0		Corey Tropp	3	0	0	0	0	19	0	0	
Rob Scuderi	4	0	0	0	-2	0	0	0		Brian Gibbons	2	0	0	0	0	0	0	0	
Beau Bennett	3	0	0	0	0	2	0	0		Michael Chaput	1	0	0	0	0	0	0	0	
Robert Bortuzzo	3	0	0	0	-2	0	0	0		David Clarkson	1	0	0	0	0	0	0	0	
Maxim Lapierre	3	0	0	0	-1	2	0	0		Jordan Leopold	1	0	0	0	0	5	0	0	
Taylor Chorney	1	0	0	0	0	0	0	0		Jeremy Morin	1	0	0	0	0	0	0	0	
Andrew Ebbett	1	0	0	0	0	0	0	0		Kerby Rychel	1	0	0	0	0	0	0	0	
Bobby Farnham	1	0	0	0	0	5	0	0		Jack Skille	1	0	0	0	-2	0	0	0	
Bryan Rust	1	0	0	0	0	4	0	0											

Power Play: 3-15 20.0% / Penalty Killing: 13-15 86.7%

Power Play: 2-15 13.3% / Penalty Killing: 12-15 80.0%

Goaltending

PENGUINS										BLUE JACKETS									
Goalie	GP	Min	WLOT	GA	SA	SV	GAA	SV%		Goalie	GP	Min	WLOT	GA	SA	SV	GAA	SV%	
Marc-Andre Fleury	3	177	1-2-0	9	89	80	3.05	.899		Sergei Bobrovsky	2	125	2-0-0	6	72	66	2.89	.917	
Thomas Greiss	1	64	0-0-1	3	27	24	2.83	.889		Curtis McElhinney	2	120	1-1-0	6	71	65	3.01	.915	

Goals by Period

PENGUINS						BLUE JACKETS					
	1st	2nd	3rd	OT	Total		1st	2nd	3rd	OT	Total
Goals	2	6	4	0	12	Goals	3	2	8	0	13

Shots by Period

PENGUINS						BLUE JACKETS					
	1st	2nd	3rd	OT	Total		1st	2nd	3rd	OT	Total
Shots	42	49	46	6	143	Shots	39	33	43	2	117

* - Overtime ** - Shootout



DALLAS STARS

Franchise played as Minnesota North Stars from 1967-68 to 1992-93

WEBSITE: dallasstars.com

STARS VS. PENS

All-time scorer vs. Pittsburgh: Bill Goldsworthy (54gp, 23-22-45)

All-time Pittsburgh scorer vs. Dallas: Rick Kehoe (36gp, 19-27-46)

Longest Dallas win streak vs. Pittsburgh:

4, Jan. 12, 1983-Dec. 1, 1984; Oct. 28, 1971-Feb. 20, 1972

Longest Pittsburgh win streak vs. Dallas:

8, Oct. 15, 1985-Mar. 1, 1988

Longest Dallas undefeated streak vs. Pittsburgh:

8, Mar. 16, 1997-Jan. 19, 2001 (6-0-2)

Longest Pittsburgh undefeated streak vs. Dallas:

8, Oct. 15, 1985-Mar. 1, 1988 (8-0-0)

Last Dallas win at home:

Mar. 19, 2015 (2-1) (0-0-0 since last win)

Last Pittsburgh win at home:

Mar 18, 2014 (5-1) (0-1-0 since last win)

Last Dallas win at Pittsburgh:

Oct. 16, 2014 (3-2) (0-0-0 since last win)

Last Pittsburgh win at Dallas:

Feb. 29, 2012 (4-3 SO) (0-2-0 since last win)

Most goals by Dallas vs. Pittsburgh:

10, Mar. 7, 1973 (M, 10-4)

Most goals by Pittsburgh vs. Dallas:

9, Jan. 12, 1989 (P, 9-2)

Most goals by both teams:

15, Feb. 2, 1982 (M, 9-6); Dec. 21, 1974 (M, 8-7)

Last Dallas shutout vs. Pittsburgh:

Jan. 25, 2014 (3-0) – Kari Lehtonen

Last Pittsburgh shutout vs. Dallas:

Mar. 9, 2004 (4-0) – Jean-Sebastien Aubin

Last Dallas hat trick vs. Pittsburgh:

Nov. 5, 1997 – Joe Nieuwendyk

Last Pittsburgh hat trick vs. Dallas:

Mar. 4, 1990 – Rob Brown

Last Pittsburgh trade with Dallas:

Mar. 24, 2013 – Brenden Morrow and 2013 third-round draft pick to Pittsburgh in exchange for Joe Morrow and 2013 fifth-round draft pick

Pittsburgh's Overtime/Shootout Record vs. Dallas: 3-1-3

YEAR BY YEAR

YEAR	PIT	ROAD	TOTAL	GF/GA
1967-68	2-1-2	2-2-1	4-3-3	33-29
1968-69	2-2-0	3-1-0	5-3-0	25-15
1969-70	3-1-0	2-1-1	5-2-1	33-27
1970-71	1-1-1	0-2-1	1-3-2	12-13
1971-72	2-1-0	0-3-0	2-4-0	11-17
1972-73	2-1-0	0-2-0	2-3-0	18-21
1973-74	1-0-1	1-2-0	2-2-1	17-20
1974-75	2-0-0	1-1-0	3-1-0	21-14
1975-76	1-0-1	1-1-0	2-1-1	15-10
1976-77	2-0-0	1-1-0	3-1-0	17-9
1977-78	2-0-0	0-2-0	2-2-0	18-17
1978-79	2-0-0	1-1-0	3-1-0	19-11
1979-80	1-1-0	0-2-0	1-3-0	12-15
1980-81	1-1-0	0-2-0	1-3-0	13-18
1981-82	1-1-0	0-1-0	1-2-0	14-15
1982-83	0-1-0	0-1-1	0-2-1	8-16
1983-84	1-1-0	0-1-0	1-2-0	12-12
1984-85	0-1-0	1-1-0	1-2-0	10-10
1985-86	2-0-0	1-0-0	3-0-0	10-7
1986-87	1-0-0	2-0-0	3-0-0	10-7
1987-88	2-0-0	0-1-0	2-1-0	12-9
1988-89	0-1-0	1-1-0	1-2-0	12-11
1989-90	1-1-0	0-0-1	1-1-1	14-16
1990-91	1-0-0	1-1-0	2-1-0	11-10
1991-92	1-0-0	1-1-0	2-1-0	13-8
1992-93	0-1-0	1-0-0	1-1-0	7-7
1993-94	0-1-0	0-1-0	0-2-0	5-12
1994-95	Did Not Play			
1995-96	1-0-0	1-0-0	2-0-0	9-3
1996-97	1-0-0	0-1-0	1-1-0	5-7
1997-98	0-1-0	0-0-1	0-1-1	2-5
1998-99	0-0-1	0-1-0	0-1-1	6-8
1999-00	0-0-0	0-1-0	0-1-0	4-6
2000-01	0-1-0	0-1-0	0-2-0	7-14
2001-02	1-0-0	0-0-0	1-0-0	3-2
2002-03	0-0-0	0-1-0	0-1-0	1-3
2003-04	1-0-0	0-0-0	1-0-0	4-0
2004-05	No Season			
2005-06	Did Not Play			
2006-07	0-0-0	1-0-0	1-0-0	3-3
2007-08	1-0-0	0-0-0	1-0-0	4-1
2008-09	0-0-0	1-0-0	1-0-0	4-1
2009-10	1-0-0	0-0-0	1-0-0	6-3
2010-11	0-0-0	0-1-0	0-1-0	2-5
2011-12	1-0-0	1-0-0	2-0-0	6-4
2012-13	Did Not Play			
2013-14	1-0-0	0-1-0	1-1-0	5-4
2014-15	0-1-0	0-1-0	0-2-0	3-5
TOTALS	42-20-6	24-40-6	66-60-12	476-450

PITTSBURGH PENGUINS vs. DALLAS STARS 2014-2015 REGULAR SEASON

at PITTSBURGH PENGUINS			at DALLAS STARS		
Date	Score	W Goal	Date	Score	W Goal
16 Oct '14	DAL 3 @ PIT 2	Tyler Seguin	19 Mar '15	PIT 1 @ DAL 2	Jamie Benn

PENGUINS										STARS										
Player	GP	G	A	P	+/-	PIM	PP	SH		Player	GP	G	A	P	+/-	PIM	PP	SH		
Sidney Crosby	2	1	1	2	-2	2	1	0		Jamie Benn	2	2	1	3	3	0	0	0		
Chris Kunitz	2	1	1	2	-1	0	1	0		Tyler Seguin	2	1	1	2	2	0	1	0		
Kris Letang	2	1	1	2	0	6	1	0		Alex Goligoski	2	0	2	2	2	0	0	0		
Christian Ehrhoff	2	0	1	1	-2	0	0	0		Jason Spezza	2	0	2	2	1	4	0	0		
Patric Hornqvist	1	0	1	1	-1	2	0	0		Antoine Roussel	2	1	0	1	1	2	0	0		
Evgeni Malkin	1	0	1	1	0	2	0	0		Brett Ritchie	1	1	0	1	1	0	0	0		
Craig Adams	2	0	0	0	-1	0	0	0		Cody Eakin	2	0	1	1	1	2	0	0		
Blake Comeau	2	0	0	0	-1	4	0	0		Vernon Fiddler	2	0	1	1	1	2	0	0		
Steve Downie	2	0	0	0	-1	2	0	0		Shawn Horcoff	2	0	1	1	1	0	0	0		
Paul Martin	2	0	0	0	-2	0	0	0		Trevor Daley	1	0	1	1	1	0	0	0		
Rob Scuderi	2	0	0	0	-2	0	0	0		Jordie Benn	2	0	0	0	0	0	0	0		
Nick Spaling	2	0	0	0	-1	0	0	0		Ryan Garbutt	2	0	0	0	0	0	0	0		
Brandon Sutter	2	0	0	0	0	0	0	0		Ales Hemsky	2	0	0	0	1	0	0	0		
Beau Bennett	1	0	0	0	-1	0	0	0		Patrik Nemeth	2	0	0	0	2	0	0	0		
Ian Cole	1	0	0	0	-1	0	0	0		Colton Sceviour	2	0	0	0	0	0	0	0		
Simon Despres	1	0	0	0	-1	2	0	0		Erik Cole	1	0	0	0	0	0	0	0		
Pascal Dupuis	1	0	0	0	0	0	0	0		Kevin Connauton	1	0	0	0	1	0	0	0		
Andrew Ebbett	1	0	0	0	-1	0	0	0		Jason Demers	1	0	0	0	0	2	0	0		
Marcel Goc	1	0	0	0	-1	0	0	0		Brenden Dillon	1	0	0	0	0	2	0	0		
Maxim Lapierre	1	0	0	0	0	0	0	0		Patrick Eaves	1	0	0	0	0	0	0	0		
Ben Lovejoy	1	0	0	0	0	0	0	0		Jyrki Jokipakka	1	0	0	0	1	2	0	0		
Olli Maatta	1	0	0	0	0	0	0	0		John Klingberg	1	0	0	0	1	2	0	0		
David Perron	1	0	0	0	-1	2	0	0		Curtis McKenzie	1	0	0	0	0	4	0	0		
Zach Sill	1	0	0	0	0	0	0	0												
Daniel Winnik	1	0	0	0	0	0	0	0												

Power Play: 3-8 37.5% / Penalty Killing: 7-8 87.5%

PENGUINS										STARS										
Goalie	GP	Min	WLOT	GA	SA	SV	GAA	SV%		Goalie	GP	Min	WLOT	GA	SA	SV	GAA	SV%		
Marc-Andre Fleury	2	119	0-2-0	5	54	49	2.53	.907		Kari Lehtonen	2	120	2-0-0	3	61	58	1.50	.951		

PENGUINS					STARS						
1st	2nd	3rd	OT	Total	1st	2nd	3rd	OT	Total		
Goals	2	1	0	0	3	Goals	0	3	2	0	5

PENGUINS					STARS						
1st	2nd	3rd	OT	Total	1st	2nd	3rd	OT	Total		
Shots	16	20	25	0	61	Shots	18	21	15	0	54

* - Overtime ** - Shootout



DETROIT RED WINGS

WEBSITE: detroitredwings.com

RED WINGS VS. PENS

All-time scorer vs. Pittsburgh: Steve Yzerman (39gp, 16-32-48)

All-time Pittsburgh scorer vs. Detroit: Mario Lemieux (27gp, 21-37-58)

Longest Detroit win streak vs. Pittsburgh:
5, Dec. 23, 1982-Feb. 9, 1984

Longest Pittsburgh win streak vs. Detroit:
4, Feb. 13, 1974-Dec. 15, 1974

Longest Detroit undefeated streak vs. Pittsburgh:
9, Mar. 5, 1972-Jan. 27, 1974 (5-0-4)

Longest Pittsburgh undefeated streak vs. Detroit:
11, Dec. 17, 1988-Feb. 3, 1992 (7-0-4)

Last Detroit win at home:
Oct. 23, 2014 (4-3 OT) (0-0-0 since last win)

Last Pittsburgh win at home:
Feb. 11, 2015 (4-1) (0-1-0 since last win)

Last Detroit win at Pittsburgh:
Mar. 15, 2015 (5-1) (0-0-0 since last win)

Last Pittsburgh win at Detroit:
Dec. 14, 2013 (4-1) (0-0-2 since last win)

Most goals by Detroit vs. Pittsburgh:
9, Feb. 9, 1984 (D, 9-3)

Most goals by Pittsburgh vs. Detroit:
10, Jan. 28, 1989 (P, 10-5)

Most goals by both teams:
15, Jan. 28, 1989 (P, 10-5)

Last Detroit shutout vs. Pittsburgh:
Feb. 8, 2009 (3-0) – Ty Conklin

Last Pittsburgh shutout vs. Detroit:
Apr. 11, 1999 (3-0) – Tom Barrasso

Last Detroit hat trick vs. Pittsburgh:
Oct. 25, 2002 – Sergei Fedorov

Last Pittsburgh hat trick vs. Detroit:
Nov. 11, 2008 – Jordan Staal

Last Pittsburgh trade with Detroit:
Mar. 9, 2006 – 2007 fourth-round draft pick to Pittsburgh in exchange for Cory Cross

Pittsburgh's Overtime/Shootout Record vs. Detroit: 5-4-6

YEAR BY YEAR

YEAR	PIT	ROAD	TOTAL	GF/GA
1967-68	1-1-0	0-2-0	1-3-0	12-21
1968-69	2-1-0	0-3-0	2-4-0	14-20
1969-70	1-2-0	1-2-0	2-4-0	17-21
1970-71	3-0-0	0-1-2	3-1-2	30-13
1971-72	2-1-0	0-3-0	2-4-0	19-25
1972-73	0-1-1	0-1-2	0-2-3	7-9
1973-74	2-1-0	0-1-1	2-2-1	20-13
1974-75	2-1-0	2-1-0	4-2-0	24-15
1975-76	3-0-0	1-1-1	4-1-1	24-13
1976-77	3-0-0	1-2-0	4-2-0	19-17
1977-78	1-1-1	1-2-0	2-3-1	21-22
1978-79	4-0-0	1-3-0	5-3-0	29-31
1979-80	2-0-0	0-2-0	2-2-0	18-19
1980-81	2-0-0	0-1-1	2-1-1	13-11
1981-82	1-0-0	0-2-0	1-2-0	11-11
1982-83	0-1-1	0-1-0	0-2-1	11-17
1983-84	0-1-0	0-2-0	0-3-0	9-21
1984-85	1-1-0	0-0-1	1-1-1	10-10
1985-86	1-0-0	1-1-0	2-1-0	15-11
1986-87	1-1-0	0-1-0	1-2-0	5-6
1987-88	1-0-0	0-2-0	1-2-0	13-15
1988-89	2-0-0	0-0-1	2-0-1	19-13
1989-90	1-0-0	1-0-1	2-0-1	14-7
1990-91	2-0-0	1-0-0	3-0-0	16-5
1991-92	0-0-1	0-1-1	0-1-2	10-11
1992-93	1-0-0	0-1-0	1-1-0	9-14
1993-94	0-1-0	1-0-0	1-1-0	9-10
1994-95	Did Not Play			
1995-96	1-0-0	0-1-0	1-1-0	5-5
1996-97	0-1-0	0-1-0	0-2-0	6-10
1997-98	1-0-0	0-0-1	1-0-1	5-3
1998-99	1-0-0	1-0-0	2-0-0	5-1
1999-00	1-0-0	0-1-0	1-1-0	6-6
2000-01	0-0-0	1-0-0	1-0-0	4-3
2001-02	0-1-0	0-0-0	0-1-0	2-4
2002-03	0-1-0	0-1-0	0-2-0	4-12
2003-04	1-0-0	0-0-0	1-0-0	4-3
2004-05	No Season			
2005-06	0-0-0	0-1-0	0-1-0	1-3
2006-07	0-1-0	0-0-0	0-1-0	0-2
2007-08	Did Not Play			
2008-09	0-1-0	1-0-0	1-1-0	7-9
2009-10	1-0-0	0-1-0	1-1-0	2-4
2010-11	1-0-0	1-0-0	2-0-0	8-5
2011-12	0-1-0	0-0-0	0-1-0	1-4
2012-13	Did Not Play			
2013-14	1-0-0	1-0-1	2-0-1	11-9
2014-15	1-1-0	0-0-1	1-1-1	8-10
TOTALS	48-21-4	16-42-14	64-63-18	497-494

PITTSBURGH PENGUINS vs. DETROIT RED WINGS 2014-2015 REGULAR SEASON

at PITTSBURGH PENGUINS			at DETROIT RED WINGS		
Date	Score	W Goal	Date	Score	W Goal
15 Mar '15	DET 5 @ PIT 1	Teemu Pulkkinen	23 Oct '14 *	PIT 3 @ DET 4	Justin Abdelkader
11 Feb '15	DET 1 @ PIT 4	Blake Comeau			

PENGUINS										RED WINGS									
Player	GP	G	A	P	+/-	PIM	PP	SH		Player	GP	G	A	P	+/-	PIM	PP	SH	
Blake Comeau	3	1	3	4	1	2	0	0		Henrik Zetterberg	3	2	4	6	2	2	0	0	
Patric Hornqvist	3	1	2	3	1	0	0	0		Niklas Kronwall	3	2	3	5	0	2	0	0	
Simon Despres	2	0	3	3	3	0	0	0		Marek Zidlicky	1	1	2	3	2	0	1	0	
David Perron	2	2	0	2	1	2	0	0		Teemu Pulkkinen	1	2	0	2	1	0	0	0	
Chris Kunitz	3	1	0	1	1	16	0	0		Riley Sheahan	3	1	1	2	-2	0	0	0	
Nick Spaling	3	1	0	1	-1	0	0	0		Pavel Datsyuk	3	0	2	2	-1	0	0	0	
Pascal Dupuis	1	1	0	1	0	0	0	0		Danny DeKeyser	3	0	2	2	3	0	0	0	
Olli Maatta	1	1	0	1	-1	0	0	0		Justin Abdelkader	3	1	0	1	2	4	0	0	
Sidney Crosby	3	0	1	1	0	2	0	0		Stephen Weiss	1	1	0	1	-1	0	1	0	
Kris Letang	3	0	1	1	1	22	0	0		Gustav Nyquist	3	0	1	1	1	0	0	0	
Paul Martin	3	0	1	1	2	2	0	0		Brendan Smith	3	0	1	1	-1	4	0	0	
Rob Scuderi	3	0	1	1	1	0	0	0		Darren Helm	2	0	1	1	1	0	0	0	
Maxim Lapierre	2	0	1	1	0	0	0	0		Joakim Andersson	3	0	0	0	0	0	0	0	
Evgeni Malkin	2	0	1	1	1	0	0	0		Jonathan Ericsson	3	0	0	0	-3	8	0	0	
Craig Adams	3	0	0	0	1	0	0	0		Luke Glendening	3	0	0	0	0	0	0	0	
Steve Downie	3	0	0	0	-1	26	0	0		Tomas Jurco	3	0	0	0	-1	0	0	0	
Brandon Sutter	3	0	0	0	-1	2	0	0		Drew Miller	3	0	0	0	-1	0	0	0	
Beau Bennett	2	0	0	0	0	0	0	0		Kyle Quincey	3	0	0	0	1	2	0	0	
Christian Ehrhoff	2	0	0	0	-2	0	0	0		Tomas Tatar	3	0	0	0	-1	0	0	0	
Robert Bortuzzo	1	0	0	0	0	0	0	0		Erik Cole	1	0	0	0	1	0	0	0	
Ian Cole	1	0	0	0	-3	0	0	0		Jakub Kindl	1	0	0	0	0	4	0	0	
Marcel Goc	1	0	0	0	0	2	0	0		Alexey Marchenko	1	0	0	0	-2	0	0	0	
Ben Lovejoy	1	0	0	0	-1	0	0	0		Andrej Nestrasil	1	0	0	0	-1	0	0	0	
Derrick Pouliot	1	0	0	0	0	0	0	0											
Zach Sill	1	0	0	0	0	0	0	0											
Daniel Winnik	1	0	0	0	-1	0	0	0											

Power Play: 2-8 25.0% / Penalty Killing: 9-9 100.0%

PENGUINS										RED WINGS									
Goalie	GP	Min	WLOT	GA	SA	SV	GAA	SV%		Goalie	GP	Min	WLOT	GA	SA	SV	GAA	SV%	
Marc-Andre Fleury	2	87	1-1-0	5	40	35	3.44	.875		Petr Mrazek	2	100	1-1-0	5	60	55	3.00	.917	
Thomas Greiss	2	96	0-0-1	5	40	35	3.14	.875		Jimmy Howard	2	83	1-0-0	3	30	27	2.16	.900	

PENGUINS						RED WINGS					
Goals	1st	2nd	3rd	OT	Total	Goals	1st	2nd	3rd	OT	Total
Goals	4	3	1	0	8	Goals	3	3	3	1	10

PENGUINS						RED WINGS					
Shots	1st	2nd	3rd	OT	Total	Shots	1st	2nd	3rd	OT	Total
Shots	33	34	23	0	90	Shots	24	34	20	2	80

* - Overtime ** - Shootout



EDMONTON OILERS

WEBSITE: edmontonoilers.com

OILERS VS. PENS

All-time scorer vs. Pittsburgh: Wayne Gretzky (28gp, 31-44-75)

All-time Pittsburgh scorer vs. Edmonton: Mario Lemieux (26gp, 14-29-43)

Longest Edmonton win streak vs. Pittsburgh:

5, Jan. 7, 1983-Feb. 22, 1984; Mar. 16, 1981-Mar. 17, 1982

Longest Pittsburgh win streak vs. Edmonton:

4, Dec. 5, 2007-Mar. 13, 2011; Mar. 4, 2000-Feb. 18, 2003

Longest Edmonton undefeated streak vs. Pittsburgh:

6, Jan. 7, 1983-Nov. 6, 1984 (5-0-1)

Longest Pittsburgh undefeated streak vs. Edmonton:

9, Dec. 5, 2007-Present (7-0-2)

Last Edmonton win at home:

Jan. 10, 2014 (4-3 OT) (0-1-0 since last win)

Last Pittsburgh win at home:

Mar. 12, 2015 (6-4) (0-0-0 since last win)

Last Edmonton win at Pittsburgh:

Jan. 10, 2006 (3-1) (0-4-0 since last win)

Last Pittsburgh win at Edmonton:

Feb. 4, 2015 (2-0) (0-0-0 since last win)

Most goals by Edmonton vs. Pittsburgh:

10, Feb. 19, 1983 (E, 10-7); Mar. 17, 1982 (E, 10-4)

Most goals by Pittsburgh vs. Edmonton:

7, Jan. 21, 1988 (P, 7-4); Jan. 22, 1986 (P, 7-4); Feb. 19, 1983 (E, 10-7)

Most goals by both teams:

17, Feb. 19, 1983 (E, 10-7)

Last Edmonton shutout vs. Pittsburgh:

None

Last Pittsburgh shutout vs. Edmonton:

Feb. 4, 2015 (2-0) – Marc-Andre Fleury

Last Edmonton hat trick vs. Pittsburgh:

Jan. 10, 2006 – Shawn Horcoff

Last Pittsburgh hat trick vs. Edmonton:

Nov. 13, 1991 – Kevin Stevens

Last Pittsburgh trade with Edmonton:

Jan. 2, 2015 – David Perron to Pittsburgh in exchange for Rob Klinkhammer and 2015 first-round pick

Pittsburgh's Overtime/Shootout Record vs. Edmonton: 2-2-4

YEAR BY YEAR

YEAR	PIT	ROAD	TOTAL	GF/GA
1979-80	1-1-0	0-2-0	1-3-0	12-22
1980-81	1-1-0	0-1-1	1-2-1	18-20
1981-82	0-1-0	0-2-0	0-3-0	8-22
1982-83	1-1-0	0-1-0	1-2-0	14-21
1983-84	0-1-0	0-2-0	0-3-0	8-23
1984-85	1-0-1	0-1-0	1-1-1	10-12
1985-86	0-1-0	1-1-0	1-2-0	13-17
1986-87	1-1-0	0-1-0	1-2-0	9-10
1987-88	0-1-0	0-2-0	0-3-0	8-17
1988-89	0-2-0	1-0-0	1-2-0	12-15
1989-90	1-0-0	1-1-0	2-1-0	12-8
1990-91	1-1-0	0-1-0	1-2-0	14-15
1991-92	2-0-0	0-1-0	2-1-0	14-14
1992-93	0-1-0	*1-1-0	1-2-0	11-11
1993-94	1-0-0	0-1-0	1-1-0	7-8
1994-95	Did Not Play			
1995-96	1-0-0	1-0-0	2-0-0	10-8
1996-97	1-0-0	0-1-0	1-1-0	7-7
1997-98	1-0-0	0-1-0	1-1-0	7-6
1998-99	0-0-1	0-1-0	0-1-1	3-6
1999-00	0-0-1	1-0-0	1-0-1	5-4
2000-01	1-0-0	0-0-0	1-0-0	5-2
2001-02	0-0-0	1-0-0	1-0-0	1-0
2002-03	1-0-0	0-0-0	1-0-0	4-3
2003-04	0-0-0	0-1-0	0-1-0	3-4
2004-05	No Season			
2005-06	0-1-0	0-0-0	0-1-0	1-3
2006-07	Did Not Play			
2007-08	0-0-0	1-0-0	1-0-0	4-2
2008-09	1-0-0	0-0-0	1-0-0	5-4
2009-10	0-0-0	1-0-0	1-0-0	3-2
2010-11	1-0-0	0-0-0	1-0-0	5-1
2011-12	0-0-0	0-0-1	0-0-1	1-1
2012-13	Did Not Play			
2013-14	1-0-0	0-0-1	1-0-1	6-6
2014-15	1-0-0	1-0-0	2-0-0	8-4
TOTALS	19-13-3	10-22-3	29-35-6	248-298

* = Includes one game played in Cleveland

PITTSBURGH PENGUINS vs. EDMONTON OILERS 2014-2015 REGULAR SEASON

at PITTSBURGH PENGUINS			at EDMONTON OILERS		
Date	Score	W Goal	Date	Score	W Goal
12 Mar '15	EDM 4 @ PIT 6	Steve Downie	04 Feb '15	PIT 2 @ EDM 0	Evgeni Malkin

Individual Scoring

PENGUINS										OILERS										
Player	GP	G	A	P	+/-	PIM	PP	SH		Player	GP	G	A	P	+/-	PIM	PP	SH		
Sidney Crosby	2	1	3	4	3	0	1	0		Jordan Eberle	2	1	1	2	-3	0	0	0		
David Perron	2	2	1	3	3	2	0	0		Derek Roy	2	1	1	2	-1	2	0	0		
Patric Hornqvist	2	1	2	3	3	0	0	0		Ryan Nugent-Hopkins	2	0	2	2	-4	2	0	0		
Brandon Sutter	2	2	0	2	2	0	0	1		Anton Lander	2	1	0	1	-1	2	1	0		
Steve Downie	2	1	1	2	1	2	0	0		Benoit Pouliot	1	1	0	1	-1	0	1	0		
Evgeni Malkin	2	1	1	2	0	0	0	0		Mark Fayne	2	0	1	1	0	0	0	0		
Kris Letang	2	0	2	2	4	2	0	0		Oscar Klefbom	2	0	1	1	-2	0	0	0		
Daniel Winnik	1	0	2	2	2	0	0	0		Nail Yakupov	2	0	1	1	-1	0	0	0		
Maxim Lapierre	2	0	1	1	0	0	0	0		Keith Aulie	2	0	0	0	-1	0	0	0		
Nick Spaling	2	0	1	1	0	2	0	0		Andrew Ference	2	0	0	0	-2	0	0	0		
Mark Arcobello	1	0	1	1	1	0	0	0		Matt Fraser	2	0	0	0	0	0	0	0		
Ben Lovejoy	1	0	1	1	0	2	0	0		Boyd Gordon	2	0	0	0	0	0	0	0		
Chris Kunitz	2	0	0	0	0	2	0	0		Matt Hendricks	2	0	0	0	0	7	0	0		
Paul Martin	2	0	0	0	5	0	0	0		Rob Klinkhammer	2	0	0	0	-1	2	0	0		
Derrick Pouliot	2	0	0	0	-1	0	0	0		Teddy Purcell	2	0	0	0	-2	0	0	0		
Rob Scuderi	2	0	0	0	1	0	0	0		Justin Schultz	2	0	0	0	-3	0	0	0		
Craig Adams	1	0	0	0	0	0	0	0		Luke Gazdic	1	0	0	0	0	0	0	0		
Beau Bennett	1	0	0	0	-1	0	0	0		Ryan Hamilton	1	0	0	0	0	0	0	0		
Robert Bortuzzo	1	0	0	0	0	2	0	0		Martin Marincin	1	0	0	0	0	0	0	0		
Ian Cole	1	0	0	0	1	5	0	0		Iiro Pakarinen	1	0	0	0	-2	0	0	0		
Blake Comeau	1	0	0	0	0	0	0	0		Jeff Petry	1	0	0	0	-1	0	0	0		
Simon Despres	1	0	0	0	0	0	0	0												
Zach Sill	1	0	0	0	0	0	0	0												

Power Play: 1-3 33.3% / Penalty Killing: 3-5 60.0%

Power Play: 2-5 40.0% / Penalty Killing: 2-3 66.7%

Goaltending

PENGUINS										OILERS									
Goalie	GP	Min	WLOT	GA	SA	SV	GAA	SV%		Goalie	GP	Min	WLOT	GA	SA	SV	GAA	SV%	
Marc-Andre Fleury	2	120	2-0-0	4	51	47	2.00	.922		Viktor Fasth	1	57	0-1-0	2	26	24	2.10	.923	
										Richard Bachman	1	39	0-1-0	2	21	19	3.09	.905	
										Ben Scrivens	1	21	0-0-0	4	13	9	11.42	.692	

Goals by Period

PENGUINS						OILERS					
	1st	2nd	3rd	OT	Total		1st	2nd	3rd	OT	Total
Goals	3	3	2	0	8	Goals	0	2	2	0	4

Shots by Period

PENGUINS						OILERS					
	1st	2nd	3rd	OT	Total		1st	2nd	3rd	OT	Total
Shots	22	25	13	0	60	Shots	10	23	18	0	51

* - Overtime ** - Shootout



FLORIDA PANTHERS

WEBSITE: floridapanthers.com

PANTHERS VS. PENS

All-time scorer vs. Pittsburgh: Olli Jokinen (28gp, 14-14-28)

All-time Pittsburgh scorer vs. Florida: Sidney Crosby (29gp, 14-19-33)

Longest Florida win streak vs. Pittsburgh:

12, Apr. 3, 2002-Mar. 29, 2006

Longest Pittsburgh win streak vs. Florida:

5, Nov. 22, 2010-Oct. 11, 2011; Jan. 30, 2007-Feb. 19, 2008

Longest Florida undefeated streak vs. Pittsburgh:

12, Apr. 3, 2002-Mar. 29, 2006 (12-0-0)

Longest Pittsburgh undefeated streak vs. Florida:

6, Oct. 12, 1993-Feb. 7, 1995 (5-0-1)

Last Florida win at home:

Dec. 22, 2014 (4-3 SO) (0-0-0 since last win)

Last Pittsburgh win at home:

Feb. 22, 2015 (5-1) (0-0-0 since last win)

Last Florida win at Pittsburgh:

Jan. 20, 2014 (5-1) (0-2-0 since last win)

Last Pittsburgh win at Florida:

Nov. 30, 2013 (5-1) (0-0-1 since last win)

Most goals by Florida vs. Pittsburgh:

6, Oct. 11, 2013 (F, 6-3); Feb. 26, 2013 (F, 6-4); Jan. 3, 2010 (F, 6-2); Jan. 3, 2009 (F, 6-1); Nov. 25, 2005 (F, 6-3); Nov. 7, 2003 (F, 6-3); Feb. 6, 2003 (F, 6-0)

Most goals by Pittsburgh vs. Florida:

7, Dec. 30, 1998 (P, 7-4); Feb. 7, 1995 (P, 7-3)

Most goals by both teams:

11, Mar. 5, 2002 (P, 6-5 OT); Dec. 30, 1998 (P, 7-4); Dec. 30, 1995 (P, 6-5); Jan. 23, 1995 (P, 6-5)

Last Florida shutout vs. Pittsburgh:

Feb. 20, 2004 (2-0) – Roberto Luongo

Last Pittsburgh shutout vs. Florida:

Jan. 5, 2008 (3-0) – Ty Conklin

Last Florida hat trick vs. Pittsburgh:

Feb. 26, 2013 – Tomas Kopecky

Last Pittsburgh hat trick vs. Florida:

Dec. 30, 1995 – Mario Lemieux

Last Pittsburgh trade with Florida:

Mar. 5, 2014 – Marcel Goc to Pittsburgh in exchange for a 2014 fifth-round draft pick and a 2015 third-round draft pick

Pittsburgh's Overtime/Shootout Record vs. Florida: 9-3-5

YEAR BY YEAR

YEAR	PIT	ROAD	TOTAL	GF/GA
1993-94	1-0-1	2-0-0	3-0-1	10-7
1994-95	1-1-0	1-1-0	2-2-0	16-14
1995-96	2-0-0	1-1-0	3-1-0	12-10
1996-97	2-0-0	0-2-0	2-2-0	12-13
1997-98	0-1-1	1-1-0	1-2-1	11-12
1998-99	3-0-0	1-1-0	4-1-0	19-10
1999-00	1-1-0	1-1-0	2-2-0	9-10
2000-01	1-1-0	1-0-1	2-1-1	12-11
2001-02	1-0-1	0-2-0	1-2-1	10-12
2002-03	0-2-0	0-2-0	0-4-0	5-17
2003-04	0-2-0	0-2-0	0-4-0	6-16
2004-05	No Season			
2005-06	0-1-1	1-1-0	1-2-1	14-16
2006-07	1-1-0	1-1-0	2-2-0	9-9
2007-08	2-0-0	1-1-0	3-1-0	11-8
2008-09	1-1-0	1-1-0	2-2-0	10-14
2009-10	2-0-0	1-1-0	3-1-0	10-12
2010-11	2-0-0	2-0-0	4-0-0	13-7
2011-12	2-0-0	1-1-0	3-1-0	11-7
2012-13	1-0-0	1-1-0	2-1-0	10-8
2013-14	0-1-0	1-1-0	1-2-0	9-12
2014-15	2-0-0	0-0-1	2-0-1	11-5
TOTALS	25-12-4	18-21-2	43-33-6	230-231

PITTSBURGH PENGUINS vs. FLORIDA PANTHERS 2014-2015 REGULAR SEASON

at PITTSBURGH PENGUINS			at FLORIDA PANTHERS		
Date	Score	W Goal	Date	Score	W Goal
22 Feb '15	FLA 1 @ PIT 5	Evgeni Malkin	22 Dec '14 **	PIT 3 @ FLA 4	Aleksander Barkov
20 Dec '14	FLA 1 @ PIT 3	Derrick Pouliot			

Individual Scoring

PENGUINS										PANTHERS									
Player	GP	G	A	P	+/-	PIM	PP	SH		Player	GP	G	A	P	+/-	PIM	PP	SH	
Patric Hornqvist	3	3	1	4	4	4	1	0		Jimmy Hayes	2	2	0	2	0	0	0	0	
Evgeni Malkin	3	3	1	4	1	8	0	0		Vincent Trocheck	3	1	1	2	-2	4	1	0	
Sidney Crosby	3	1	3	4	5	0	0	0		Sean Bergenheim	2	0	2	2	2	0	0	0	
Nick Spaling	3	2	1	3	0	0	1	0		Jussi Jokinen	3	1	0	1	-4	2	0	0	
Simon Despres	3	0	3	3	3	6	0	0		Scottie Upshall	3	1	0	1	-1	2	0	0	
Derrick Pouliot	3	1	1	2	-1	0	0	0		Aleksander Barkov	3	0	1	1	2	0	0	0	
Kris Letang	3	0	2	2	4	5	0	0		Aaron Ekblad	3	0	1	1	2	2	0	0	
Steve Downie	2	0	2	2	2	17	0	0		Jonathan Huberdeau	3	0	1	1	-2	0	0	0	
Paul Martin	1	1	0	1	3	0	0	0		Dmitry Kulikov	3	0	1	1	-4	0	0	0	
Marcel Goc	2	0	1	1	1	2	0	0		Dave Bolland	2	0	1	1	-2	6	0	0	
Zach Sill	1	0	1	1	0	0	0	0		Nick Bjugstad	3	0	0	0	-5	0	0	0	
Blake Comeau	3	0	0	0	0	4	0	0		Brian Campbell	3	0	0	0	1	4	0	0	
Chris Kunitz	3	0	0	0	1	2	0	0		Erik Gudbranson	3	0	0	0	-3	9	0	0	
Rob Scuderi	3	0	0	0	0	2	0	0		Tomas Kopecky	3	0	0	0	-1	0	0	0	
Brian Dumoulin	2	0	0	0	2	0	0	0		Derek MacKenzie	3	0	0	0	0	2	0	0	
Andrew Ebbett	2	0	0	0	0	0	0	0		Brad Boyes	2	0	0	0	0	0	0	0	
Bobby Farnham	2	0	0	0	0	0	0	0		Tomas Fleischmann	2	0	0	0	-1	2	0	0	
Scott Harrington	2	0	0	0	-1	2	0	0		Willie Mitchell	2	0	0	0	-1	5	0	0	
Bryan Rust	2	0	0	0	0	0	0	0		Dylan Olsen	2	0	0	0	-2	4	0	0	
Brandon Sutter	2	0	0	0	0	0	0	0		Steven Kampfer	1	0	0	0	-2	0	0	0	
Beau Bennett	1	0	0	0	0	0	0	0		Alex Petrovic	1	0	0	0	-1	2	0	0	
Robert Bortuzzo	1	0	0	0	-1	0	0	0		Brandon Pirri	1	0	0	0	-1	2	0	0	
Taylor Chorney	1	0	0	0	0	0	0	0		Shawn Thornton	1	0	0	0	0	0	0	0	
Rob Klinkhammer	1	0	0	0	0	0	0	0											
Maxim Lapierre	1	0	0	0	-1	2	0	0											
David Perron	1	0	0	0	3	2	0	0											

Power Play: 2-13 15.4% / Penalty Killing: 11-12 91.7%

Goaltending

PENGUINS										PANTHERS									
Goalie	GP	Min	WLOT	GA	SA	SV	GAA	SV%		Goalie	GP	Min	WLOT	GA	SA	SV	GAA	SV%	
Marc-Andre Fleury	3	185	2-0-1	5	118	113	1.62	.958		Roberto Luongo	2	121	1-1-0	6	61	55	2.96	.902	
										Al Montoya	1	60	0-1-0	5	26	21	5.00	.808	

Goals by Period

PENGUINS						PANTHERS					
	1st	2nd	3rd	OT	Total		1st	2nd	3rd	OT	Total
Goals	4	1	6	0	11	Goals	1	1	3	0	5

Shots by Period

PENGUINS						PANTHERS					
	1st	2nd	3rd	OT	Total		1st	2nd	3rd	OT	Total
Shots	31	27	25	4	87	Shots	46	37	32	3	118

* - Overtime ** - Shootout



LOS ANGELES KINGS

WEBSITE: losangeleskings.com

KINGS VS. PENS

All-time scorer vs. Pittsburgh: Marcel Dionne (50gp, 29-41-70)

All-time Pittsburgh scorer vs. Los Angeles: Mario Lemieux (28gp, 19-42-61)

Longest Los Angeles win streak vs. Pittsburgh:

5, Feb. 27, 2002-Oct. 10, 2003; Mar. 14, 1984-Nov. 16, 1985

Longest Pittsburgh win streak vs. Los Angeles:

6, Nov. 15, 1969-Feb. 26, 1970

Longest Los Angeles undefeated streak vs. Pittsburgh:

9, Oct. 28, 1999-Nov. 1, 2006 (7-0-2)

Longest Pittsburgh undefeated streak vs. Los Angeles:

9, Nov. 15, 1979-Feb. 13, 1982 (4-0-5)

Last Los Angeles win at home:

Nov. 5, 2009 (5-2) (0-1-2 since last win)

Last Pittsburgh win at home:

Oct. 30, 2014 (3-0) (0-0-0 since last win)

Last Los Angeles win at Pittsburgh:

Mar. 27, 2014 (3-2) (0-1-0 since last win)

Last Pittsburgh win at Los Angeles:

Mar. 7, 2015 (1-0 OT) (0-0-0 since last win)

Most goals by Los Angeles vs. Pittsburgh:

10, Jan. 21, 1987 (L, 10-5)

Most goals by Pittsburgh vs. Los Angeles:

8, Oct 20, 1971 (P, 8-1); Mar. 26, 1969 (P, 8-4)

Most goals by both teams:

15, Jan. 21, 1987 (L, 10-5)

Last Los Angeles shutout vs. Pittsburgh:

Oct. 10, 2003 (3-0) – Cristobal Huet

Last Pittsburgh shutout vs. Los Angeles:

Mar. 7, 2015 (1-0 OT) – Marc-Andre Fleury

Last Los Angeles hat trick vs. Pittsburgh:

Mar. 10, 1990 – Luc Robitaille

Last Pittsburgh hat trick vs. Los Angeles:

Feb. 10, 1990 – Rob Brown

Last Pittsburgh trade with Los Angeles:

Nov. 20, 2003 – Sergei Anshakov and Martin Strbak to Pittsburgh in exchange for Martin Straka

Pittsburgh's Overtime/Shootout Record vs. Los Angeles: 7-5-4

YEAR BY YEAR				
YEAR	PIT	ROAD	TOTAL	GF/GA
1967-68	3-2-0	1-4-0	4-6-0	26-33
1968-69	1-2-1	1-3-0	2-5-1	20-24
1969-70	4-0-0	2-2-0	6-2-0	20-11
1970-71	2-1-0	0-3-0	2-4-0	18-26
1971-72	3-0-0	1-1-1	4-1-1	29-19
1972-73	3-0-0	1-2-0	4-2-0	17-14
1973-74	1-2-0	0-2-0	1-4-0	6-14
1974-75	0-1-2	1-2-0	1-3-2	8-15
1975-76	3-0-0	2-1-0	5-1-0	29-16
1976-77	1-2-0	1-1-1	2-3-1	20-23
1977-78	0-1-2	0-2-1	0-3-3	15-21
1978-79	2-2-0	2-1-1	4-3-1	24-22
1979-80	1-1-0	0-0-2	1-1-2	13-12
1980-81	2-0-0	0-0-2	2-0-2	18-16
1981-82	1-0-1	0-1-0	1-1-1	15-16
1982-83	1-0-0	1-1-0	2-1-0	15-14
1983-84	1-1-0	0-1-0	1-2-0	15-16
1984-85	0-1-0	0-2-0	0-3-0	6-15
1985-86	2-0-0	0-1-0	2-1-0	16-12
1986-87	1-0-0	0-2-0	1-2-0	9-16
1987-88	0-0-2	1-0-0	1-0-2	15-13
1988-89	1-0-0	0-2-0	1-2-0	9-14
1989-90	1-1-0	0-1-0	1-2-0	13-22
1990-91	1-0-0	0-2-0	1-2-0	6-12
1991-92	0-2-0	0-1-0	0-3-0	8-14
1992-93	1-0-0	0-1-0	1-1-0	7-8
1993-94	1-0-0	0-1-0	1-1-0	7-10
1994-95	Did Not Play			
1995-96	0-1-0	0-1-0	0-2-0	4-6
1996-97	1-0-0	1-0-0	2-0-0	9-4
1997-98	0-0-1	1-0-0	1-0-1	5-4
1998-99	0-1-0	1-0-0	1-1-0	5-4
1999-00	0-1-0	0-1-0	0-2-0	7-10
2000-01	0-0-1	0-0-0	0-0-1	2-2
2001-02	0-1-0	0-1-0	0-2-0	7-9
2002-03	0-1-0	0-1-0	0-2-0	5-8
2003-04	0-1-0	0-0-0	0-1-0	0-3
2004-05	No Season			
2005-06	Did Not Play			
2006-07	0-0-0	1-0-0	1-0-0	4-3
2007-08	1-0-0	0-0-0	1-0-0	4-2
2008-09	1-0-0	0-0-0	1-0-0	4-1
2009-10	0-0-0	0-1-0	0-1-0	2-5
2010-11	1-0-0	0-0-0	1-0-0	2-1
2011-12	0-0-0	1-0-0	1-0-0	2-2
2012-13	Did Not Play			
2013-14	0-1-0	1-0-0	1-1-0	6-4
2014-15	1-0-0	1-0-0	2-0-0	4-0
TOTALS	42-26-10	21-45-8	63-71-18	476-516

PITTSBURGH PENGUINS vs. LOS ANGELES KINGS 2014-2015 REGULAR SEASON

at PITTSBURGH PENGUINS				at LOS ANGELES KINGS			
Date	Score	W	Goal	Date	Score	W	Goal
30 Oct '14	LAK 0 @ PIT 3		Chris Kunitz	07 Mar '15 *	PIT 1 @ LAK 0		Patric Hornqvist

Individual Scoring																		
Player	PENGUINS									KINGS								
	GP	G	A	P	+/-	PIM	PP	SH	GP	G	A	P	+/-	PIM	PP	SH		
Chris Kunitz	2	2	1	3	1	2	1	0										
Patric Hornqvist	2	1	1	2	2	0	0	0										
Kris Letang	2	1	0	1	0	2	1	0										
Sidney Crosby	2	0	1	1	1	0	0	0										
Evgeni Malkin	2	0	1	1	0	4	0	0										
Christian Ehrhoff	1	0	1	1	1	0	0	0										
Blake Comeau	2	0	0	0	0	0	0	0										
Steve Downie	2	0	0	0	0	4	0	0										
Paul Martin	2	0	0	0	2	0	0	0										
Rob Scuderi	2	0	0	0	0	0	0	0										
Nick Spaling	2	0	0	0	0	0	0	0										
Brandon Sutter	2	0	0	0	1	0	0	0										
Craig Adams	1	0	0	0	0	2	0	0										
Beau Bennett	1	0	0	0	0	0	0	0										
Ian Cole	1	0	0	0	0	2	0	0										
Simon Despres	1	0	0	0	0	2	0	0										
Pascal Dupuis	1	0	0	0	0	0	0	0										
Marcel Goc	1	0	0	0	0	0	0	0										
Maxim Lapierre	1	0	0	0	0	0	0	0										
Ben Lovejoy	1	0	0	0	0	0	0	0										
Olli Maatta	1	0	0	0	0	0	0	0										
David Perron	1	0	0	0	0	0	0	0										
Derrick Pouliot	1	0	0	0	1	0	0	0										
Zach Sill	1	0	0	0	0	0	0	0										
Daniel Winnik	1	0	0	0	0	0	0	0										

Power Play: 2-10 20.0% / Penalty Killing: 6-6 100.0%

Goaltending																	
Goalie	PENGUINS					KINGS											
	GP	Min	WLOT	GA	SA	SV	GAA	SV%	GP	Min	WLOT	GA	SA	SV	GAA	SV%	
Marc-Andre Fleury	2	122	2-0-0	0	67	67	0.00	1.000	Jonathan Quick	1	62	0-0-1	1	18	17	0.97	.944
									Martin Jones	1	60	0-1-0	3	23	20	3.02	.870

Goals by Period										
Goals	PENGUINS					KINGS				
	1st	2nd	3rd	OT	Total	1st	2nd	3rd	OT	Total
Goals	2	0	1	1	4	no goals				

Shots by Period										
Shots	PENGUINS					KINGS				
	1st	2nd	3rd	OT	Total	1st	2nd	3rd	OT	Total
Shots	15	12	12	2	41	22	20	25	0	67

* - Overtime ** - Shootout



MINNESOTA WILD

WEBSITE: minnesotawild.com

WILD VS. PENS

All-time scorer vs. Pittsburgh: Marian Gaborik (7gp, 3-4-7)

All-time Pittsburgh scorer vs. Minnesota: Sidney Crosby (9gp, 3-10-13)

Longest Minnesota win streak vs. Pittsburgh:
4, Nov. 18, 2008-Jan. 8, 2011

Longest Pittsburgh win streak vs. Minnesota:
2, Nov. 4, 2014-Present; Oct. 18, 2011-Dec. 19, 2013 (2-0-0)

Longest Minnesota undefeated streak vs. Pittsburgh:
5, Dec. 14, 2001-Dec. 8, 2005 (4-0-1)

Longest Pittsburgh undefeated streak vs. Minnesota:
2, Nov. 4, 2014-Present (2-0-0); Oct. 18, 2011-Dec. 19, 2013 (2-0-0); Oct. 30, 2007-Nov. 18, 2008 (1-0-1)

Last Minnesota win at home:
Apr. 5, 2014 (4-0) (0-1-0 since last win)

Last Pittsburgh win at home:
Jan. 13, 2015 (7-2) (0-0-0 since last win)

Last Minnesota win at Pittsburgh:
Jan. 8, 2011 (4-0) (0-2-0 since last win)

Last Pittsburgh win at Minnesota:
Nov. 4, 2014 (4-1) (0-0-0 since last win)

Most goals by Minnesota vs. Pittsburgh:
6, Nov. 19, 2003 (M, 6-2)

Most goals by Pittsburgh vs. Minnesota:
7, Jan. 13, 2015 (P, 7-2)

Most goals by both teams:
9, Jan. 13, 2015 (P, 7-2)

Last Minnesota shutout vs. Pittsburgh:
Apr. 5, 2014 (4-0) – Ilya Bryzgalov

Last Pittsburgh shutout vs. Minnesota:
None

Last Minnesota hat trick vs. Pittsburgh:
None

Last Pittsburgh hat trick vs. Minnesota:
None

Last Pittsburgh trade with Minnesota:
Feb. 27, 2007 – 2007 third-round draft pick to Pittsburgh in exchange for Dominic Moore

Pittsburgh's Overtime/Shootout Record vs. Minnesota: 0-0-2

YEAR BY YEAR

YEAR	PIT	ROAD	TOTAL	GF/GA
2000-01	1-0-0	0-1-0	1-1-0	4-5
2001-02	0-1-0	0-0-0	0-1-0	2-5
2002-03	0-0-0	0-0-1	0-0-1	1-1
2003-04	0-1-0	0-1-0	0-2-0	4-10
2004-05	No Season			
2005-06	0-1-0	0-0-0	0-1-0	0-5
2006-07	Did Not Play			
2007-08	0-0-0	1-0-0	1-0-0	4-2
2008-09	0-0-1	0-0-0	0-0-1	1-1
2009-10	0-1-0	0-1-0	0-2-0	4-6
2010-11	0-1-0	0-0-0	0-1-0	0-4
2011-12	0-0-0	1-0-0	1-0-0	4-2
2012-13	Did Not Play			
2013-14	1-0-0	0-1-0	1-1-0	5-6
2014-15	1-0-0	1-0-0	2-0-0	11-3
TOTALS	3-5-1	3-4-1	6-9-2	40-50

PITTSBURGH PENGUINS vs. MINNESOTA WILD 2014-2015 REGULAR SEASON

at PITTSBURGH PENGUINS			at MINNESOTA WILD		
Date	Score	W Goal	Date	Score	W Goal
13 Jan '15	MIN 2 @ PIT 7	Chris Kunitz	04 Nov '14	PIT 4 @ MIN 1	Brandon Sutter

Individual Scoring

PENGUINS										WILD									
Player	GP	G	A	P	+/-	PIM	PP	SH		Player	GP	G	A	P	+/-	PIM	PP	SH	
Sidney Crosby	2	0	4	4	1	0	0	0		Jonas Brodin	2	1	1	2	2	0	0	0	
Chris Kunitz	2	2	1	3	2	0	2	0		Ryan Suter	2	0	2	2	-2	0	0	0	
David Perron	1	2	1	3	1	0	0	0		Justin Fontaine	2	1	0	1	-1	0	0	0	
Kris Letang	2	1	2	3	2	0	0	0		Nino Niederreiter	2	1	0	1	-3	0	0	1	
Paul Martin	2	1	2	3	2	0	0	0		Erik Haula	2	0	1	1	0	2	0	0	
Evgeni Malkin	2	0	3	3	0	2	0	0		Jason Pominville	2	0	1	1	-3	0	0	0	
Brandon Sutter	2	2	0	2	3	2	0	0		Nate Prosser	2	0	1	1	-2	0	0	0	
Nick Spaling	2	1	1	2	4	0	0	0		Kyle Brodziak	2	0	0	0	-1	7	0	0	
Rob Scuderi	2	0	2	2	4	0	0	0		Ryan Carter	2	0	0	0	0	4	0	0	
Marcel Goc	2	1	0	1	1	0	0	0		Charlie Coyle	2	0	0	0	-2	2	0	0	
Patric Hornqvist	1	1	0	1	1	0	0	0		Christian Folin	2	0	0	0	0	0	0	0	
Craig Adams	2	0	1	1	2	0	0	0		Mikko Koivu	2	0	0	0	-4	0	0	0	
Steve Downie	2	0	1	1	1	2	0	0		Zach Parise	2	0	0	0	-2	0	0	0	
Christian Ehrhoff	2	0	1	1	2	2	0	0		Thomas Vanek	2	0	0	0	-2	0	0	0	
Zach Sill	2	0	1	1	1	0	0	0		Jason Zucker	2	0	0	0	-1	0	0	0	
Robert Bortuzzo	2	0	0	0	0	2	0	0		Matt Cooke	1	0	0	0	0	0	0	0	
Simon Despres	2	0	0	0	3	5	0	0		Matt Dumba	1	0	0	0	-3	0	0	0	
Beau Bennett	1	0	0	0	1	0	0	0		Justin Falk	1	0	0	0	-1	0	0	0	
Blake Comeau	1	0	0	0	0	2	0	0		Mikael Granlund	1	0	0	0	0	0	0	0	
Pascal Dupuis	1	0	0	0	-1	0	0	0		Marco Scandella	1	0	0	0	-2	2	0	0	
Bryan Rust	1	0	0	0	0	0	0	0		Jared Spurgeon	1	0	0	0	-4	0	0	0	

Power Play: 2-5 40.0% / Penalty Killing: 5-5 100.0%

Power Play: 0-5 0.0% / Penalty Killing: 3-5 60.0%

Goaltending

PENGUINS										WILD									
Goalie	GP	Min	WLOT	GA	SA	SV	GAA	SV%		Goalie	GP	Min	WLOT	GA	SA	SV	GAA	SV%	
Thomas Greiss	1	60	1-0-0	1	34	33	1.00	.971		Darcy Kuemper	1	59	0-1-0	3	21	18	3.04	.857	
Marc-Andre Fleury	1	60	1-0-0	2	32	30	2.01	.938		Niklas Backstrom	1	51	0-1-0	6	35	29	7.09	.829	
										John Curry	1	9	0-0-0	1	2	1	6.62	.500	

Goals by Period

PENGUINS						WILD					
	1st	2nd	3rd	OT	Total		1st	2nd	3rd	OT	Total
Goals	3	3	5	0	11	Goals	0	1	2	0	3

Shots by Period

PENGUINS						WILD					
	1st	2nd	3rd	OT	Total		1st	2nd	3rd	OT	Total
Shots	14	29	16	0	59	Shots	18	24	24	0	66

* - Overtime ** - Shootout



MONTREAL CANADIENS

WEBSITE: montrealcanadiens.com

CANADIENS VS. PENS

All-time scorer vs. Pittsburgh: Guy Lafleur (61gp, 44-53-97)

All-time Pittsburgh scorer vs. Montreal: Mario Lemieux (41gp, 26-41-67)

Longest Montreal win streak vs. Pittsburgh:
10, Apr. 2, 1975-Dec. 4, 1976

Longest Pittsburgh win streak vs. Montreal:
5, Feb. 19, 2009-Dec. 10, 2009

Longest Montreal undefeated streak vs. Pittsburgh:
18, Jan. 13, 1972-Jan. 26, 1975 (15-0-3)

Longest Pittsburgh undefeated streak vs. Montreal:
7, Oct. 20, 2011-April 17, 2013 (6-0-1)

Last Montreal win at home:
Nov. 23, 2013 (3-2) (0-1-1 since last win)

Last Pittsburgh win at home:
Jan. 22, 2014 (5-1) (0-1-1 since last win)

Last Montreal win at Pittsburgh:
Jan. 3, 2015 (4-1) (0-0-0 since last win)

Last Pittsburgh win at Montreal:
Jan. 10, 2015 (2-1 OT) (0-0-0 since last win)

Most goals by Montreal vs. Pittsburgh:
12, Feb. 22, 1979 (M, 12-0)

Most goals by Pittsburgh vs. Montreal:
7, Mar. 2, 2013 (P, 7-6); Dec. 7, 1995 (P, 7-5); Jan. 15, 1983 (M, 8-7)

Most goals by both teams:
15, Jan. 15, 1983 (M, 8-7)

Last Montreal shutout vs. Pittsburgh:
Mar. 12, 2011 (3-0) – Carey Price

Last Pittsburgh shutout vs. Montreal:
Nov. 18, 2014 (4-0) – Marc-Andre Fleury

Last Montreal hat trick vs. Pittsburgh:
Dec. 27, 2008 – Andrei Kostitsyn

Last Pittsburgh hat trick vs. Montreal:
Oct. 28, 2009 – Sidney Crosby

Last Pittsburgh trade with Montreal:
June 27, 2009 – 2010 sixth-round pick to Pittsburgh in exchange for 2009 seventh-round draft pick

Pittsburgh's Overtime/Shootout Record vs. Montreal: 11-4-17

YEAR BY YEAR

YEAR	PIT	ROAD	TOTAL	GF/GA
1967-68	0-2-0	0-2-0	0-4-0	11-16
1968-69	0-2-1	1-2-0	1-4-1	16-21
1969-70	2-1-0	0-3-0	2-4-0	15-19
1970-71	1-1-1	0-2-1	1-3-2	13-20
1971-72	1-1-1	0-3-0	1-4-1	16-25
1972-73	0-2-0	0-3-0	0-5-0	12-29
1973-74	0-3-0	0-1-1	0-4-1	10-21
1974-75	1-1-1	0-3-0	1-4-1	15-28
1975-76	0-3-0	0-3-0	0-6-0	19-35
1976-77	0-1-2	0-3-0	0-4-2	11-34
1977-78	1-2-0	0-3-0	1-5-0	19-35
1978-79	2-2-0	0-3-1	2-5-1	19-38
1979-80	1-0-1	0-2-0	1-2-1	14-22
1980-81	1-1-0	1-1-0	2-2-0	10-11
1981-82	1-0-0	0-2-0	1-2-0	9-14
1982-83	1-1-0	0-1-0	1-2-0	11-15
1983-84	0-0-1	0-2-0	0-2-1	6-11
1984-85	1-1-0	0-1-0	1-2-0	11-13
1985-86	0-1-0	0-1-1	0-2-1	10-13
1986-87	1-1-0	0-0-1	1-1-1	11-11
1987-88	1-0-0	1-1-0	2-1-0	11-8
1988-89	0-2-0	1-0-0	1-2-0	8-16
1989-90	1-0-0	0-2-0	1-2-0	4-17
1990-91	0-1-1	0-1-0	0-2-1	11-15
1991-92	1-0-0	0-2-0	1-2-0	8-9
1992-93	2-0-0	0-0-1	2-0-1	12-8
1993-94	1-1-0	0-2-1	1-3-1	7-20
1994-95	2-0-0	0-2-0	2-2-0	13-13
1995-96	1-2-0	0-2-0	1-4-0	17-23
1996-97	0-0-3	2-1-0	2-1-3	23-20
1997-98	1-2-0	2-0-1	3-2-1	14-10
1998-99	1-0-1	2-0-0	3-0-1	16-12
1999-00	1-1-0	0-2-0	1-3-0	8-16
2000-01	1-1-0	0-1-1	1-2-1	12-13
2001-02	0-2-0	0-2-0	0-4-0	2-9
2002-03	1-1-0	0-1-1	1-2-1	12-13
2003-04	0-2-0	0-2-0	0-4-0	5-20
2004-05	No Season			
2005-06	1-1-0	2-0-0	3-1-0	18-16
2006-07	2-0-0	0-1-1	2-1-1	16-17
2007-08	0-1-1	2-0-0	2-1-1	12-10
2008-09	1-1-0	1-1-0	2-2-0	12-12
2009-10	2-0-0	1-1-0	3-1-0	15-9
2010-11	0-2-0	1-0-1	1-2-1	8-9
2011-12	2-0-0	1-0-1	3-0-1	13-10
2012-13	2-0-0	1-0-0	3-0-0	14-10
2013-14	1-0-1	0-1-0	1-1-1	12-9
2014-15	0-1-0	2-0-0	2-1-0	7-5
TOTALS	39-47-15	21-66-13	60-113-28	568-780

PITTSBURGH PENGUINS vs. MONTRÉAL CANADIENS 2014-2015 REGULAR SEASON

at PITTSBURGH PENGUINS			at MONTRÉAL CANADIENS		
Date	Score	W Goal	Date	Score	W Goal
03 Jan '15	MTL 4 @ PIT 1	David Desharnais	10 Jan '15 *	PIT 2 @ MTL 1	Sidney Crosby
			18 Nov '14	PIT 4 @ MTL 0	Beau Bennett

Individual Scoring

PENGUINS										CANADIENS									
Player	GP	G	A	P	+/-	PIM	PP	SH		Player	GP	G	A	P	+/-	PIM	PP	SH	
Sidney Crosby	3	2	1	3	-1	2	2	0		Max Pacioretty	3	2	1	3	2	0	0	0	
Beau Bennett	3	1	2	3	3	0	0	0		Tom Gilbert	3	1	1	2	0	4	0	0	
Steve Downie	3	1	2	3	2	4	0	0		David Desharnais	3	1	0	1	0	0	0	0	
Evgeni Malkin	3	1	2	3	0	2	0	0		Alexei Emelin	3	1	0	1	2	4	0	0	
Kris Letang	3	0	2	2	0	0	0	0		Lars Eller	3	0	1	1	0	0	0	0	
Brandon Sutter	3	1	0	1	2	0	0	0		Alex Galchenyuk	3	0	1	1	2	2	0	0	
David Perron	2	1	0	1	0	0	0	0		Andrei Markov	3	0	1	1	1	0	0	0	
Simon Despres	3	0	1	1	3	2	0	0		Tomas Plekanec	3	0	1	1	0	2	0	0	
Nick Spaling	3	0	1	1	0	2	0	0		Jiri Sekac	3	0	1	1	1	0	0	0	
Patric Hornqvist	1	0	1	1	0	0	0	0		P.K. Subban	3	0	1	1	0	0	0	0	
Craig Adams	3	0	0	0	-1	0	0	0		Dale Weise	3	0	1	1	-1	0	0	0	
Christian Ehrhoff	3	0	0	0	0	2	0	0		Nathan Beaulieu	3	0	0	0	-2	0	0	0	
Marcel Goc	3	0	0	0	-2	0	0	0		Brendan Gallagher	3	0	0	0	1	0	0	0	
Chris Kunitz	3	0	0	0	-2	0	0	0		Sergei Gonchar	3	0	0	0	0	0	0	0	
Rob Scuderi	3	0	0	0	2	0	0	0		Brandon Prust	3	0	0	0	-1	0	0	0	
Robert Bortuzzo	2	0	0	0	-3	6	0	0		Sven Andrighetto	2	0	0	0	-1	0	0	0	
Paul Martin	2	0	0	0	-1	2	0	0		Michael Bournival	2	0	0	0	0	0	0	0	
Bryan Rust	2	0	0	0	-1	0	0	0		Manny Malhotra	2	0	0	0	-1	0	0	0	
Zach Sill	2	0	0	0	0	0	0	0		Drayson Bowman	1	0	0	0	-1	0	0	0	
Blake Comeau	1	0	0	0	0	0	0	0		Pierre-Alexandre Parenteau	1	0	0	0	-1	0	0	0	
Andrew Ebbett	1	0	0	0	0	0	0	0		Christian Thomas	1	0	0	0	-1	0	0	0	
Scott Harrington	1	0	0	0	-2	0	0	0											
Olli Maatta	1	0	0	0	1	0	0	0											

Power Play: 2-6 33.3% / Penalty Killing: 11-11 100.0%

Goaltending

PENGUINS										CANADIENS									
Goalie	GP	Min	WLOT	GA	SA	SV	GAA	SV%		Goalie	GP	Min	WLOT	GA	SA	SV	GAA	SV%	
Marc-Andre Fleury	3	184	2-1-0	5	88	83	1.63	.943		Carey Price	3	183	1-1-1	7	90	83	2.29	.922	

Goals by Period

PENGUINS						CANADIENS					
	1st	2nd	3rd	OT	Total		1st	2nd	3rd	OT	Total
Goals	3	3	0	1	7	Goals	3	1	1	0	5

Shots by Period

PENGUINS						CANADIENS					
	1st	2nd	3rd	OT	Total		1st	2nd	3rd	OT	Total
Shots	32	31	21	6	90	Shots	24	32	31	1	88

* - Overtime ** - Shootout



NASHVILLE PREDATORS

WEBSITE: nashvillepredators.com

PREDATORS VS. PENS

All-time scorer vs. Pittsburgh: Scott Walker (12gp, 3-10-13)

All-time Pittsburgh scorer vs. Nashville: Sidney Crosby (10gp, 4-13-17)

Longest Nashville win streak vs. Pittsburgh:
3, Jan. 1, 2004-Jan. 15, 2006

Longest Pittsburgh win streak vs. Nashville:
5, Oct. 21, 2010-Oct. 25, 2014

Longest Nashville undefeated streak vs. Pittsburgh:
6, Nov. 23, 2001-Jan. 15, 2006 (5-0-1)

Longest Pittsburgh undefeated streak vs. Nashville:
6, Feb. 14, 2010-Oct. 25, 2014 (5-0-1)

Last Nashville win at home:
Jan. 8, 2009 (5-3) (0-2-1 since last win)

Last Pittsburgh win at home:
Nov. 15, 2013 (4-1) (0-1-0 since last win)

Last Nashville win at Pittsburgh:
Feb. 1, 2015 (4-0) (0-0-0 since last win)

Last Pittsburgh win at Nashville:
Oct. 25, 2014 (3-0) (0-0-0 since last win)

Most goals by Nashville vs. Pittsburgh:
9, Mar. 4, 2004 (N, 9-4)

Most goals by Pittsburgh vs. Nashville:
6, Nov. 13, 1999 (P, 6-2)

Most goals by both teams:
13, Mar. 4, 2004 (N, 9-4)

Last Nashville shutout vs. Pittsburgh:
Feb. 1, 2015 (4-0) – Carter Hutton

Last Pittsburgh shutout vs. Nashville:
Oct. 25, 2014 (3-0) — Marc-Andre Fleury

Last Nashville hat trick vs. Pittsburgh:
None

Last Pittsburgh hat trick vs. Nashville:
None

Last Pittsburgh trade with Nashville:
June 27, 2014 – Patric Hornqvist and Nick Spaling to Pittsburgh in exchange for James Neal

Pittsburgh's Overtime/Shootout Record vs. Nashville: 2-0-3

YEAR BY YEAR

YEAR	PIT	ROAD	TOTAL	GF/GA
1998-99	0-0-1	1-0-0	1-0-1	4-3
1999-00	1-0-0	0-1-0	1-1-0	8-6
*2000-01	0-1-0	1-0-0	1-1-0	4-4
2001-02	0-0-0	0-1-0	0-1-0	0-5
2002-03	0-0-1	0-1-0	0-1-1	2-8
2003-04	0-1-0	0-1-0	0-2-0	6-12
2004-05	No Season			
2005-06	0-0-0	0-1-0	0-1-0	4-5
2006-07	1-0-0	0-0-0	1-0-0	4-1
2007-08	Did Not Play			
2008-09	0-0-0	0-1-0	0-1-0	3-5
2009-10	0-0-1	0-0-0	0-0-1	3-3
2010-11	0-0-0	1-0-0	1-0-0	4-3
2011-12	1-0-0	0-0-0	1-0-0	5-1
2012-13	Did Not Play			
2013-14	1-0-0	1-0-0	2-0-0	7-2
2014-15	0-1-0	1-0-0	1-1-0	3-4
TOTALS	4-3-3	5-6-0	9-9-3	57-62

* = Games played in Japan

PITTSBURGH PENGUINS vs. NASHVILLE PREDATORS 2014-2015 REGULAR SEASON

at PITTSBURGH PENGUINS			at NASHVILLE PREDATORS		
Date	Score	W Goal	Date	Score	W Goal
01 Feb '15	NSH 4 @ PIT 0	Roman Josi	25 Oct '14	PIT 3 @ NSH 0	Sidney Crosby

Individual Scoring

PENGUINS										PREDATORS									
Player	GP	G	A	P	+/-	PIM	PP	SH		Player	GP	G	A	P	+/-	PIM	PP	SH	
Sidney Crosby	2	1	2	3	0	2	0	0		Roman Josi	2	1	1	2	2	0	0	0	
Pascal Dupuis	1	1	0	1	0	0	1	0		Filip Forsberg	2	0	2	2	1	0	0	0	
Evgeni Malkin	1	1	0	1	0	0	1	0		Eric Nystrom	2	1	0	1	1	2	0	0	
Steve Downie	2	0	1	1	-1	2	0	0		Gabriel Bourque	1	1	0	1	1	0	0	0	
Patric Hornqvist	2	0	1	1	0	0	0	0		Mike Fisher	1	1	0	1	0	0	1	0	
Olli Maatta	1	0	1	1	1	0	0	0		Taylor Beck	2	0	1	1	1	2	0	0	
Craig Adams	2	0	0	0	0	0	0	0		Shea Weber	2	0	1	1	1	0	0	0	
Simon Despres	2	0	0	0	-2	0	0	0		Mattias Ekholm	2	0	0	0	0	0	0	0	
Chris Kunitz	2	0	0	0	0	0	0	0		Paul Gaustad	2	0	0	0	1	0	0	0	
Kris Letang	2	0	0	0	-1	0	0	0		Calle Jarnkrok	2	0	0	0	1	4	0	0	
Paul Martin	2	0	0	0	-1	0	0	0		Seth Jones	2	0	0	0	1	0	0	0	
Rob Scuderi	2	0	0	0	0	0	0	0		James Neal	2	0	0	0	0	2	0	0	
Zach Sill	2	0	0	0	0	0	0	0		Mike Ribeiro	2	0	0	0	1	0	0	0	
Nick Spaling	2	0	0	0	-1	0	0	0		Craig Smith	2	0	0	0	0	0	0	0	
Brandon Sutter	2	0	0	0	-1	2	0	0		Anton Volchenkov	2	0	0	0	0	2	0	0	
Mark Arcobello	1	0	0	0	0	0	0	0		Colin Wilson	2	0	0	0	-1	0	0	0	
Beau Bennett	1	0	0	0	-1	0	0	0		Victor Bartley	1	0	0	0	1	0	0	0	
Robert Bortuzzo	1	0	0	0	0	0	0	0		Matt Cullen	1	0	0	0	1	0	0	0	
Blake Comeau	1	0	0	0	0	0	0	0		Ryan Ellis	1	0	0	0	-1	0	0	0	
Christian Ehrhoff	1	0	0	0	0	0	0	0		Olli Jokinen	1	0	0	0	0	2	0	0	
Marcel Goc	1	0	0	0	0	0	0	0		Derek Roy	1	0	0	0	-1	0	0	0	
Maxim Lapierre	1	0	0	0	-1	0	0	0		Viktor Stalberg	1	0	0	0	0	0	0	0	
David Perron	1	0	0	0	-1	4	0	0											
Derrick Pouliot	1	0	0	0	-1	0	0	0											

Power Play: 2-6 33.3% / Penalty Killing: 6-7 85.7%

Power Play: 1-7 14.3% / Penalty Killing: 4-6 66.7%

Goaltending

PENGUINS										PREDATORS									
Goalie	GP	Min	WLOT	GA	SA	SV	GAA	SV%		Goalie	GP	Min	WLOT	GA	SA	SV	GAA	SV%	
Marc-Andre Fleury	2	120	1-1-0	4	49	45	2.00	.918		Carter Hutton	1	60	1-0-0	0	21	21	0.00	1.000	
										Pekka Rinne	1	60	0-1-0	3	26	23	3.00	.885	

Goals by Period

PENGUINS						PREDATORS					
	1st	2nd	3rd	OT	Total		1st	2nd	3rd	OT	Total
Goals	1	0	2	0	3	Goals	2	1	1	0	4

Shots by Period

PENGUINS						PREDATORS					
	1st	2nd	3rd	OT	Total		1st	2nd	3rd	OT	Total
Shots	15	23	9	0	47	Shots	15	11	23	0	49

* - Overtime ** - Shootout



NEW JERSEY DEVILS

Franchise played as Kansas City Scouts from 1974-75 to 1975-76 and Colorado Rockies from 1976-77 to 1981-82

WEBSITE: newjerseydevils.com

DEVILS VS. PENS

All-time scorer vs. Pittsburgh: Patrik Elias (87gp, 24-46-70)

All-time Pittsburgh scorer vs. New Jersey: Mario Lemieux (74gp, 47-88-135)

Longest New Jersey win streak vs. Pittsburgh:

6, Oct. 24, 2009-Mar. 17, 2010

Longest Pittsburgh win streak vs. New Jersey:

5, Feb. 22, 1981-Mar. 21, 1982

Longest New Jersey undefeated streak vs. Pittsburgh:

7, Dec. 23, 1987-Dec. 23, 1988 (5-0-2)

Longest Pittsburgh undefeated streak vs. New Jersey:

6, Jan. 29, 2008-Nov. 29, 2008 (4-0-2); Jan. 10, 2000-Nov. 27, 2001 (5-0-1); Jan. 6, 1986-Oct. 18, 1986 (5-0-1); Feb. 22, 1981-Oct. 5, 1982 (5-0-1)

Last New Jersey win at home:

Mar. 17, 2015 (2-0) (0-0-0 since last win)

Last Pittsburgh win at home:

Dec. 2, 2014 (1-0) (0-0-0 since last win)

Last New Jersey win at Pittsburgh:

Feb. 10, 2013 (3-1) (0-4-0 since last win)

Last Pittsburgh win at New Jersey:

Jan. 30, 2015 (2-1 OT) (0-1-0 since last win)

Most goals by New Jersey vs. Pittsburgh:

9, Oct. 28, 2000 (N, 9-0)

Most goals by Pittsburgh vs. New Jersey:

9, Dec. 13, 1990 (P, 9-5)

Most goals by both teams:

14, Dec. 13, 1990 (P, 9-5); Dec. 31, 1988 (P, 8-6); Oct. 26, 1986 (N, 8-6)

Last New Jersey shutout vs. Pittsburgh:

Mar. 17, 2015 (2-0) – Corey Schneider

Last Pittsburgh shutout vs. New Jersey:

Dec. 2, 2014 (1-0) – Marc-Andre Fleury

Last New Jersey hat trick vs. Pittsburgh:

Apr. 5, 2006 – Patrik Elias

Last Pittsburgh hat trick vs. New Jersey:

Nov. 29, 2008 – Sidney Crosby

Last Pittsburgh trade with New Jersey:

Mar. 19, 2002 – Future considerations to Pittsburgh in exchange for Stephane Richer

Pittsburgh's Overtime/Shootout Record vs. New Jersey: 6-8-11

YEAR BY YEAR

YEAR	PIT	ROAD	TOTAL	GF/GA
1974-75	1-0-1	1-0-1	2-0-2	19-14
1975-76	2-0-0	0-1-1	2-1-1	18-10
1976-77	1-1-0	1-1-0	2-2-0	11-11
1977-78	1-1-0	1-0-1	2-1-1	14-13
1978-79	2-0-0	1-1-0	3-1-0	21-13
1979-80	2-0-0	0-2-0	2-2-0	10-15
1980-81	2-0-0	1-1-0	3-1-0	20-13
1981-82	2-0-0	1-0-0	3-0-0	17-5
1982-83	1-2-1	0-1-2	1-3-3	23-26
1983-84	2-1-0	2-2-0	4-3-0	28-27
1984-85	1-3-0	1-2-0	2-5-0	25-34
1985-86	2-1-0	2-1-1	4-2-1	28-22
1986-87	2-2-0	1-2-0	3-4-0	34-31
1987-88	0-3-0	1-3-0	1-6-0	21-38
1988-89	3-0-1	1-1-1	4-1-2	29-24
1989-90	1-2-0	1-2-1	2-4-1	22-29
1990-91	4-0-0	0-3-0	4-3-0	37-31
1991-92	1-2-0	1-3-0	2-5-0	20-31
1992-93	3-1-0	3-1-1	6-2-1	33-25
1993-94	1-0-1	0-2-0	1-2-1	10-17
1994-95	1-0-0	0-0-2	1-0-2	11-8
1995-96	1-1-0	1-0-1	2-1-1	11-9
1996-97	0-2-0	1-1-0	1-3-0	12-13
1997-98	1-1-0	1-1-0	2-2-0	8-10
1998-99	0-2-0	1-2-0	1-4-0	13-17
1999-00	1-2-0	1-1-0	2-3-0	14-15
2000-01	1-1-0	2-0-1	3-1-1	17-21
2001-02	1-2-0	1-1-0	2-3-0	15-11
2002-03	0-2-0	1-2-0	1-4-0	10-14
2003-04	0-3-0	1-2-0	1-5-0	7-17
2004-05	No Season			
2005-06	2-1-1	1-3-0	3-4-1	27-30
2006-07	1-2-1	2-2-0	3-4-1	18-20
2007-08	1-3-0	3-0-1	4-3-1	28-17
2008-09	2-0-1	1-1-1	3-1-2	16-12
2009-10	0-3-0	0-3-0	0-6-0	5-22
2010-11	3-0-0	1-1-1	4-1-1	10-8
2011-12	2-1-0	1-2-0	3-3-0	18-16
2012-13	1-1-0	0-2-0	1-3-0	9-10
2013-14	2-0-0	0-2-0	2-2-0	8-8
2014-15	2-0-0	1-2-0	3-2-0	12-9
TOTALS	56-46-7	39-57-16	95-103-23	709-716

PITTSBURGH PENGUINS vs. NEW JERSEY DEVILS 2014-2015 REGULAR SEASON

at PITTSBURGH PENGUINS

Date	Score	W Goal
02 Dec '14	NJD 0 @ PIT 1	Evgeni Malkin
28 Oct '14	NJD 3 @ PIT 8	Craig Adams

at NEW JERSEY DEVILS

Date	Score	W Goal
17 Mar '15	PIT 0 @ NJD 2	Jacob Josefson
30 Jan '15 *	PIT 2 @ NJD 1	Simon Despres
29 Dec '14	PIT 1 @ NJD 3	Jaromir Jagr

Individual Scoring

PENGUINS											DEVILS										
Player	GP	G	A	P	+/-	PIM	PP	SH	Player	GP	G	A	P	+/-	PIM	PP	SH				
Sidney Crosby	5	3	1	4	1	0	0	0	Travis Zajac	4	1	2	3	2	2	1	0				
Simon Despres	4	1	2	3	4	4	0	0	Adam Henrique	5	2	0	2	0	2	0	0				
Chris Kunitz	4	1	2	3	3	0	1	0	Jacob Josefson	4	2	0	2	0	0	0	1				
Blake Comeau	3	1	2	3	3	0	0	0	Dainius Zubrus	5	1	1	2	2	4	0	0				
Brandon Sutter	5	0	3	3	-3	0	0	0	Jaromir Jagr	4	1	1	2	0	2	0	0				
Kris Letang	4	0	3	3	-2	2	0	0	Stephen Gionta	4	0	2	2	1	0	0	0				
Evgeni Malkin	3	2	0	2	1	16	1	0	Tuomo Ruutu	5	1	0	1	0	4	0	0				
Steve Downie	4	1	1	2	-3	4	1	0	Steve Bernier	4	1	0	1	0	2	0	0				
Patric Hornqvist	3	1	1	2	1	0	0	0	Andy Greene	5	0	1	1	2	0	0	0				
Pascal Dupuis	1	1	1	2	0	0	1	0	Eric Gelinas	4	0	1	1	-1	2	0	0				
Craig Adams	4	1	0	1	0	2	0	0	Jon Merrill	4	0	1	1	-3	0	0	0				
Olli Maatta	2	0	1	1	1	2	0	0	Marek Zidlicky	4	0	1	1	-2	0	0	0				
Jayson Megna	2	0	1	1	0	0	0	0	Michael Ryder	2	0	1	1	-1	2	0	0				
Derrick Pouliot	1	0	1	1	0	0	0	0	Mike Cammalleri	4	0	0	0	1	0	0	0				
Rob Scuderi	5	0	0	0	0	0	0	0	Scott Gomez	4	0	0	0	-1	2	0	0				
Nick Spaling	5	0	0	0	-4	0	0	0	Peter Harrold	4	0	0	0	2	2	0	0				
Andrew Ebbett	4	0	0	0	0	2	0	0	Adam Larsson	4	0	0	0	1	0	0	0				
Paul Martin	4	0	0	0	-1	0	0	0	Jordin Tootoo	4	0	0	0	-1	12	0	0				
Robert Bortuzzo	3	0	0	0	-1	12	0	0	Patrik Elias	3	0	0	0	-1	0	0	0				
Christian Ehrhoff	3	0	0	0	2	2	0	0	Damon Severson	3	0	0	0	0	2	0	0				
Zach Sill	3	0	0	0	0	0	0	0	Damien Brunner	2	0	0	0	-1	0	0	0				
Marcel Goc	2	0	0	0	0	0	0	0	Mark Fraser	2	0	0	0	1	4	0	0				
Maxim Lapierre	2	0	0	0	0	2	0	0	Reid Boucher	1	0	0	0	-1	0	0	0				
David Perron	2	0	0	0	-1	2	0	0	Ryane Clowe	1	0	0	0	-1	0	0	0				
Mark Arcobello	1	0	0	0	0	0	0	0	Martin Havlat	1	0	0	0	0	0	0	0				
Beau Bennett	1	0	0	0	0	0	0	0	Bryce Salvador	1	0	0	0	1	2	0	0				
Ian Cole	1	0	0	0	-1	0	0	0	Tim Sestito	1	0	0	0	0	0	0	0				
Brian Dumoulin	1	0	0	0	0	0	0	0	Joe Whitney	1	0	0	0	0	0	0	0				
Bobby Farnham	1	0	0	0	0	0	0	0													
Scott Harrington	1	0	0	0	-1	0	0	0													
Rob Klinkhammer	1	0	0	0	0	0	0	0													
Ben Lovejoy	1	0	0	0	0	0	0	0													
Bryan Rust	1	0	0	0	0	0	0	0													
Dominik Uher	1	0	0	0	0	0	0	0													
Scott Wilson	1	0	0	0	0	0	0	0													
Daniel Winnik	1	0	0	0	-1	4	0	0													

Power Play: 1-14 7.1% / Penalty Killing: 11-15 73.3%

Power Play: 4-15 26.7% / Penalty Killing: 13-14 92.9%

Goaltending

PENGUINS										DEVILS									
Goalie	GP	Min	WLOT	GA	SA	SV	GAA	SV%	Goalie	GP	Min	WLOT	GA	SA	SV	GAA	SV%		
Marc-Andre Fleury	4	241	3-1-0	7	89	82	1.74	.921	Cory Schneider	5	281	2-2-1	9	152	143	1.92	.941		
Thomas Greiss	1	59	0-1-0	1	18	17	1.02	.944	Scott Clemmensen	1	20	0-0-0	3	10	7	9.00	.700		

Goals by Period

PENGUINS						DEVILS					
	1st	2nd	3rd	OT	Total		1st	2nd	3rd	OT	Total
Goals	2	4	5	1	12	Goals	1	5	3	0	9

Shots by Period

PENGUINS						DEVILS					
	1st	2nd	3rd	OT	Total		1st	2nd	3rd	OT	Total
Shots	52	44	63	3	162	Shots	32	36	40	0	108

* - Overtime ** - Shootout



NEW YORK ISLANDERS

WEBSITE: newyorkislanders.com

ISLANDERS VS. PENS

All-time scorer vs. Pittsburgh: Bryan Trottier (82gp, 47-58-105)

All-time Pittsburgh scorer vs. Islanders: Mario Lemieux (72gp, 50-80-130)

Longest Islanders win streak vs. Pittsburgh:

6, Dec. 20, 1983-Nov. 10, 1984

Longest Pittsburgh win streak vs. Islanders:

5, Apr. 8, 2011-Dec. 10, 2011; Jan. 19, 2010-Oct. 15, 2010; Mar. 9, 1995-Mar. 16, 1996

Longest Islanders undefeated streak vs. Pittsburgh:

9, Feb. 1, 1986-Mar. 10, 1987 (7-0-2)

Longest Pittsburgh undefeated streak vs. Islanders:

11, Feb. 29, 2004-Oct. 19, 2006 (6-0-5)

Last Islanders win at home:

Jan. 16, 2015 (6-3) (0-0-0 since last win)

Last Pittsburgh win at home:

Oct. 18, 2014 (3-1) (0-1-1 since last win)

Last Islanders win at Pittsburgh:

Apr. 10, 2015 (3-1) (0-0-0 since last win)

Last Pittsburgh win at Islanders:

Jan. 23, 2014 (6-4) (0-2-0 since last win)

Most goals by Islanders vs. Pittsburgh:

11, Dec. 20, 1983 (NY, 11-3)

Most goals by Pittsburgh vs. Islanders:

9, Dec. 11, 2008 (P, 9-2); Dec. 30, 1999 (P, 9-3); Dec. 13, 1972 (P, 9-1)

Most goals by both teams:

15, Feb. 6, 1990 (NY, 8-7)

Last Islanders shutout vs. Pittsburgh:

Jan. 9, 1986 (9-0) – Kelly Hrudey

Last Pittsburgh shutout vs. Islanders:

Mar. 30, 2013 (2-0) – Tomas Vokoun

Last Islanders hat trick vs. Pittsburgh:

Jan. 16, 2015 – Kyle Okposo (4)

Last Pittsburgh hat trick vs. Islanders:

Mar. 10, 2013 – Chris Kunitz

Last Pittsburgh trade with Islanders:

Mar. 4, 2009 – Bill Guerin to Pittsburgh in exchange for a 2009 third-round draft pick

Pittsburgh's Overtime/Shootout Record vs. Islanders: 14-3-17

YEAR BY YEAR

YEAR	PIT	ROAD	TOTAL	GF/GA
1972-73	2-0-1	2-0-0	4-0-1	22-4
1973-74	0-0-2	2-1-0	2-1-2	9-8
1974-75	2-0-0	0-2-0	2-2-0	15-10
1975-76	1-1-0	0-1-1	1-2-1	15-21
1976-77	1-1-0	1-1-0	2-2-0	11-13
1977-78	1-0-1	0-2-0	1-2-1	14-15
1978-79	0-1-1	0-0-2	0-1-3	11-13
1979-80	0-0-2	1-0-1	1-0-3	10-9
1980-81	2-0-0	0-1-1	2-1-1	19-16
1981-82	2-2-0	0-4-0	2-6-0	22-40
1982-83	1-2-0	1-3-0	2-5-0	13-29
1983-84	0-4-0	1-2-0	1-6-0	26-38
1984-85	2-1-0	0-4-0	2-5-0	20-30
1985-86	1-2-1	0-3-0	1-5-1	21-38
1986-87	0-2-1	0-3-1	0-5-2	19-29
1987-88	2-1-1	2-1-0	4-2-1	32-28
1988-89	3-0-0	1-2-1	4-2-1	32-26
1989-90	3-1-0	0-2-1	3-3-1	32-35
1990-91	2-1-0	3-1-0	5-2-0	33-23
1991-92	2-1-1	3-0-0	5-1-1	39-31
1992-93	2-2-0	2-1-0	4-3-0	26-21
1993-94	0-2-0	2-0-0	2-2-0	11-14
1994-95	2-0-0	1-1-0	3-1-0	16-10
1995-96	1-1-0	2-0-0	3-1-0	19-16
1996-97	1-1-0	1-1-0	2-2-0	12-14
1997-98	1-1-0	1-1-0	2-2-0	14-11
1998-99	1-2-0	1-1-0	2-3-0	12-20
1999-00	2-0-0	2-1-0	4-1-0	26-12
2000-01	2-1-0	0-2-0	2-3-0	17-17
2001-02	0-1-1	2-1-0	2-2-1	17-19
2002-03	1-2-0	0-2-0	1-4-0	13-22
2003-04	0-1-2	1-2-0	1-3-2	16-26
2004-05	No Season			
2005-06	2-0-2	2-0-2	4-0-4	32-18
2006-07	3-1-0	1-3-0	4-4-0	29-28
2007-08	3-1-0	2-2-0	5-3-0	22-21
2008-09	3-0-0	2-0-1	5-0-1	26-11
2009-10	3-0-0	2-1-0	5-1-0	27-19
2010-11	3-0-0	1-1-1	4-1-1	14-15
2011-12	2-1-0	2-1-0	4-2-0	22-15
2012-13	2-1-0	2-0-0	4-1-0	17-9
2013-14	1-1-0	2-0-0	3-1-0	16-13
2014-15	1-1-1	0-2-0	1-3-1	12-18
TOTALS	63-40-17	48-56-12	111-96-29	831-825

PITTSBURGH PENGUINS vs. NEW YORK ISLANDERS 2014-2015 REGULAR SEASON

at PITTSBURGH PENGUINS			at NEW YORK ISLANDERS		
Date	Score	W Goal	Date	Score	W Goal
10 Apr '15	NYI 3 @ PIT 1	John Tavares	16 Jan '15	PIT 3 @ NYI 6	Kyle Okposo
21 Nov '14 **	NYI 5 @ PIT 4	Kyle Okposo	22 Nov '14	PIT 1 @ NYI 4	Anders Lee
18 Oct '14	NYI 1 @ PIT 3	Patric Hornqvist			

Individual Scoring

PENGUINS										ISLANDERS										
Player	GP	G	A	P	+/-	PIM	PP	SH		Player	GP	G	A	P	+/-	PIM	PP	SH		
Patric Hornqvist	4	3	3	6	-2	0	1	0		Kyle Okposo	5	4	2	6	2	0	1	0		
Sidney Crosby	5	2	4	6	-2	2	1	0		Ryan Strome	5	2	3	5	4	4	0	0		
Evgeni Malkin	5	2	4	6	-6	0	1	0		John Tavares	5	2	3	5	1	0	0	0		
Chris Kunitz	5	0	3	3	-4	0	0	0		Josh Bailey	5	0	5	5	6	0	0	0		
Paul Martin	5	0	3	3	-3	2	0	0		Thomas Hickey	5	1	3	4	1	6	0	0		
Kris Letang	4	0	3	3	-2	6	0	0		Brock Nelson	5	1	2	3	0	0	1	0		
Nick Spaling	5	1	1	2	-1	2	0	0		Anders Lee	4	1	2	3	3	0	0	0		
Rob Scuderi	5	1	0	1	-2	0	0	0		Matt Martin	4	2	0	2	1	5	0	0		
Brandon Sutter	5	1	0	1	-2	0	0	0		Michael Grabner	2	2	0	2	2	2	0	0		
Blake Comeau	4	1	0	1	1	0	0	0		Casey Cizikas	5	1	1	2	1	4	0	1		
David Perron	2	1	0	1	-3	0	1	0		Nikolay Kulemin	5	1	1	2	0	0	0	0		
Steve Downie	5	0	1	1	-1	36	0	0		Nick Leddy	5	1	1	2	1	0	0	0		
Christian Ehrhoff	4	0	1	1	0	2	0	0		Cal Clutterbuck	5	0	2	2	3	2	0	0		
Olli Maatta	3	0	1	1	0	4	0	0		Travis Hamonic	5	0	2	2	4	32	0	0		
Craig Adams	5	0	0	0	-1	0	0	0		Johnny Boychuk	5	0	1	1	4	2	0	0		
Beau Bennett	4	0	0	0	-2	2	0	0		Frans Nielsen	4	0	1	1	1	0	0	0		
Marcel Goc	4	0	0	0	-3	0	0	0		Brian Strait	3	0	1	1	2	0	0	0		
Zach Sill	4	0	0	0	-1	10	0	0		Lubomir Visnovsky	3	0	1	1	2	0	0	0		
Simon Despres	3	0	0	0	-3	2	0	0		Calvin de Haan	4	0	0	0	2	0	0	0		
Mark Arcobello	1	0	0	0	0	0	0	0		Mikhail Grabovski	2	0	0	0	0	0	0	0		
Robert Bortuzzo	1	0	0	0	-1	5	0	0		Eric Boulton	1	0	0	0	0	2	0	0		
Taylor Chorney	1	0	0	0	0	0	0	0		Cory Conacher	1	0	0	0	-1	4	0	0		
Ian Cole	1	0	0	0	-1	0	0	0		Tyler Kennedy	1	0	0	0	-1	0	0	0		
Pascal Dupuis	1	0	0	0	0	0	0	0		Colin McDonald	1	0	0	0	0	0	0	0		
Scott Harrington	1	0	0	0	-1	2	0	0												
Maxim Lapierre	1	0	0	0	0	0	0	0												
Ben Lovejoy	1	0	0	0	-2	0	0	0												
Daniel Winnik	1	0	0	0	1	0	0	0												

Power Play: 4-9 44.4% / Penalty Killing: 12-14 85.7%

Goaltending

PENGUINS										ISLANDERS									
Goalie	GP	Min	WLOT	GA	SA	SV	GAA	SV%		Goalie	GP	Min	WLOT	GA	SA	SV	GAA	SV%	
Marc-Andre Fleury	4	242	1-2-1	13	130	117	3.22	.900		Jaroslav Halak	4	239	3-1-0	7	127	120	1.76	.945	
Thomas Greiss	1	60	0-1-0	4	35	31	4.00	.886		Chad Johnson	1	65	1-0-0	4	30	26	3.69	.867	

Goals by Period

PENGUINS						ISLANDERS					
	1st	2nd	3rd	OT	Total		1st	2nd	3rd	OT	Total
Goals	5	5	2	0	12	Goals	6	3	9	0	18

Shots by Period

PENGUINS						ISLANDERS					
	1st	2nd	3rd	OT	Total		1st	2nd	3rd	OT	Total
Shots	57	55	45	1	158	Shots	48	43	73	2	166

* - Overtime ** - Shootout



NEW YORK RANGERS

WEBSITE: newyorkrangers.com

RANGERS VS. PENS

- All-time scorer vs. Pittsburgh:** Brian Leetch (72gp, 19-70-89)
- All-time Pittsburgh scorer vs. Rangers:** Mario Lemieux (70gp, 61-71-132)
- Longest Rangers win streak vs. Pittsburgh:**
5, Nov. 18, 1973-Nov. 24, 1974
- Longest Pittsburgh win streak vs. Rangers:**
7, Jan. 19, 2012-Mar. 16, 2013; Jan. 18, 2009-Jan. 25, 2010
- Longest Rangers undefeated streak vs. Pittsburgh:**
12, Jan. 7, 1970-Oct. 30, 1971 (8-0-4)
- Longest Pittsburgh undefeated streak vs. Rangers:**
11, Jan. 18, 2009-Nov. 29, 2010 (9-0-2)
- Last Rangers win at home:**
Dec. 8, 2014 (4-3 OT) (0-0-0 since last win)
- Last Pittsburgh win at home:**
Nov. 15, 2014 (3-2 SO) (0-1-0 since last win)
- Last Rangers win at Pittsburgh:**
Jan. 18, 2015 (5-2) (0-0-0 since last win)
- Last Pittsburgh win at Rangers:**
Dec. 18, 2013 (4-3 SO) (0-1-1 since last win)
- Most goals by Rangers vs. Pittsburgh:**
11, Nov. 25, 1992 (NY, 11-3)
- Most goals by Pittsburgh vs. Rangers:**
10, Apr. 9, 1993 (P, 10-4)
- Most goals by both teams:**
14, Oct. 14, 2000 (P, 8-6); Apr. 9, 1993 (P, 10-4); Nov. 25, 1992 (NY, 11-3)
- Last Rangers shutout vs. Pittsburgh:**
Nov. 11, 2014 (5-0) – Henrik Lundqvist
- Last Pittsburgh shutout vs. Rangers:**
Mar. 16, 2013 (3-0) – Marc-Andre Fleury
- Last Rangers hat trick vs. Pittsburgh:**
Nov. 12, 2005 – Jaromir Jagr
- Last Pittsburgh hat trick vs. Rangers:**
Nov. 30, 2009 – Mike Rupp
- Last Pittsburgh trade with Rangers:**
Feb. 10, 2003 – Rico Fata, Mikael Samuelsson, Richard Lintner and Joel Bouchard to Pittsburgh in exchange for Alexei Kovalev, Dan LaCouture, Janne Laukkanen and Mike Wilson
- Pittsburgh's Overtime/Shootout Record vs. Rangers:** 20-9-16

YEAR BY YEAR

YEAR	PIT	ROAD	TOTAL	GF/GA
1967-68	0-1-1	0-2-0	0-3-1	7-15
1968-69	1-2-0	0-3-0	1-5-0	16-27
1969-70	0-3-0	1-1-1	1-4-1	7-18
1970-71	0-3-0	0-2-1	0-5-1	7-24
1971-72	1-1-1	0-2-1	1-3-2	12-22
1972-73	1-1-0	1-2-0	2-3-0	16-24
1973-74	0-3-0	1-1-0	1-4-0	12-25
1974-75	1-1-0	1-1-0	2-2-0	22-20
1975-76	2-0-0	1-1-0	3-1-0	23-12
1976-77	0-1-1	2-0-0	2-1-1	12-8
1977-78	1-0-1	1-0-1	2-0-2	16-12
1978-79	1-1-0	1-1-0	2-2-0	15-7
1979-80	1-1-0	1-1-0	2-2-0	15-14
1980-81	1-1-0	1-0-1	2-1-1	17-14
1981-82	1-2-1	2-2-0	3-4-1	32-35
1982-83	1-2-1	0-3-0	1-5-1	19-34
1983-84	1-2-0	1-3-0	2-5-0	25-35
1984-85	2-2-0	1-2-0	3-4-0	29-34
1985-86	1-1-1	3-1-0	4-2-1	28-24
1986-87	1-2-1	1-1-1	2-3-2	23-26
1987-88	2-0-1	1-2-1	3-2-2	29-27
1988-89	2-1-1	1-2-0	3-3-1	32-32
1989-90	2-0-1	3-1-0	5-1-1	34-23
1990-91	2-2-0	2-1-0	4-3-0	32-28
1991-92	1-2-0	1-3-0	2-5-0	25-32
1992-93	2-1-0	3-1-0	5-2-0	31-24
1993-94	2-0-0	0-2-0	2-2-0	19-18
1994-95	2-0-0	1-0-0	3-0-0	13-10
1995-96	1-1-0	1-1-0	2-2-0	15-13
1996-97	0-2-0	0-2-0	0-4-0	8-26
1997-98	1-0-1	1-1-0	2-1-1	8-8
1998-99	0-0-2	1-1-1	1-1-3	10-14
1999-00	2-1-0	1-1-0	3-2-0	19-15
2000-01	2-0-0	2-0-1	4-0-1	28-19
2001-02	3-0-0	0-2-0	3-2-0	13-10
2002-03	1-1-0	2-1-0	3-2-0	16-6
2003-04	1-2-0	2-1-0	3-3-0	20-23
2004-05	No Season			
2005-06	2-2-0	1-3-0	3-5-0	18-30
2006-07	3-0-1	2-1-1	5-1-2	21-18
2007-08	3-0-1	0-3-1	3-3-2	16-21
2008-09	3-0-0	0-1-2	3-1-2	17-13
2009-10	2-0-1	3-0-0	5-0-1	27-16
2010-11	0-2-1	2-1-0	2-3-1	14-21
2011-12	2-1-0	2-1-0	4-2-0	20-12
2012-13	2-0-0	2-1-0	4-1-0	14-10
2013-14	1-0-1	1-1-0	2-1-1	12-13
2014-15	1-1-0	0-1-1	1-2-1	7-16
TOTALS	62-49-19	54-64-14	116-113-33	871-928

PITTSBURGH PENGUINS vs. NEW YORK RANGERS 2014-2015 REGULAR SEASON

at PITTSBURGH PENGUINS			at NEW YORK RANGERS		
Date	Score	W Goal	Date	Score	W Goal
18 Jan '15	NYR 5 @ PIT 2	Rick Nash	08 Dec '14 *	PIT 3 @ NYR 4	Kevin Klein
15 Nov '14 **	NYR 2 @ PIT 3	Brandon Sutter	11 Nov '14	PIT 0 @ NYR 5	Mats Zuccarello

PENGUINS										RANGERS									
Player	GP	G	A	P	+/-	PIM	PP	SH		Player	GP	G	A	P	+/-	PIM	PP	SH	
Evgeni Malkin	4	2	1	3	-1	2	0	0		Rick Nash	4	4	3	7	5	0	0	1	
Nick Spaling	4	1	2	3	-2	2	0	0		Derick Brassard	4	2	3	5	3	0	1	0	
Sidney Crosby	4	1	1	2	-2	4	1	0		Martin St. Louis	4	2	3	5	1	2	1	0	
Steve Downie	4	1	1	2	-1	4	0	0		Derek Stepan	4	2	2	4	0	2	1	0	
Blake Comeau	3	1	1	2	0	0	0	0		Kevin Klein	4	2	1	3	3	0	0	0	
David Perron	1	1	1	2	0	2	0	0		Mats Zuccarello	4	1	2	3	4	0	0	0	
Kris Letang	3	0	2	2	-4	4	0	0		Kevin Hayes	4	1	1	2	2	2	0	0	
Robert Bortuzzo	4	0	1	1	-1	0	0	0		Lee Stempniak	4	1	1	2	1	0	0	0	
Rob Scuderi	4	0	1	1	-1	2	0	0		Dan Girardi	4	0	2	2	1	4	0	0	
Brandon Sutter	4	0	1	1	-4	0	0	0		Dominic Moore	4	0	2	2	2	0	0	0	
Patric Hornqvist	2	0	1	1	0	2	0	0		Marc Staal	4	0	2	2	4	4	0	0	
Craig Adams	4	0	0	0	-1	0	0	0		Chris Kreider	3	0	2	2	0	2	0	0	
Simon Despres	4	0	0	0	-1	4	0	0		J.T. Miller	2	1	0	1	0	0	0	0	
Christian Ehrhoff	4	0	0	0	-2	4	0	0		Carl Hagelin	4	0	1	1	1	2	0	0	
Marcel Goc	4	0	0	0	-2	0	0	0		Ryan McDonagh	2	0	1	1	2	0	0	0	
Paul Martin	4	0	0	0	-2	4	0	0		Jesper Fast	4	0	0	0	0	0	0	0	
Beau Bennett	3	0	0	0	-2	2	0	0		Dan Boyle	3	0	0	0	2	0	0	0	
Chris Kunitz	3	0	0	0	-3	0	0	0		Tanner Glass	3	0	0	0	0	2	0	0	
Pascal Dupuis	2	0	0	0	-1	0	0	0		Matt Hunwick	3	0	0	0	1	0	0	0	
Zach Sill	2	0	0	0	0	4	0	0		John Moore	3	0	0	0	0	2	0	0	
Mark Arcobello	1	0	0	0	0	0	0	0		Michael Kostka	1	0	0	0	1	0	0	0	
Brian Dumoulin	1	0	0	0	-2	0	0	0		Power Play: 3-18 16.7% / Penalty Killing: 8-9 88.9%									
Andrew Ebbett	1	0	0	0	0	0	0	0											
Rob Klinkhammer	1	0	0	0	-1	0	0	0											
Jayson Megna	1	0	0	0	-1	0	0	0											
Power Play: 1-9 11.1% / Penalty Killing: 15-18 83.3%																			

PENGUINS										RANGERS									
Goalie	GP	Min	WLOT	GA	SA	SV	GAA	SV%		Goalie	GP	Min	WLOT	GA	SA	SV	GAA	SV%	
Marc-Andre Fleury	4	214	1-2-1	15	112	97	4.21	.866		Henrik Lundqvist	4	249	3-0-1	7	140	133	1.69	.950	
Thomas Greiss	1	34	0-0-0	1	14	13	1.74	.929											

PENGUINS						RANGERS					
Goals	1st	2nd	3rd	OT	Total	Goals	1st	2nd	3rd	OT	Total
Goals	3	1	3	0	7	Goals	7	5	3	1	16

PENGUINS						RANGERS					
Shots	1st	2nd	3rd	OT	Total	Shots	1st	2nd	3rd	OT	Total
Shots	47	45	43	5	140	Shots	51	45	24	6	126

* - Overtime ** - Shootout



OTTAWA SENATORS

WEBSITE: ottawasenators.com

SENATORS VS. PENS

All-time scorer vs. Pittsburgh: Daniel Alfredsson (64gp, 22-42-64)

All-time Pittsburgh scorer vs. Ottawa: Jaromir Jagr (36gp, 29-28-57)

Longest Ottawa win streak vs. Pittsburgh:
7, Jan. 22, 2004-Nov. 10, 2006

Longest Pittsburgh win streak vs. Ottawa:
14, Jan. 3, 1994-Apr. 11, 1996

Longest Ottawa undefeated streak vs. Pittsburgh:
10, Dec. 26, 2003-Mar. 18, 2007 (7-0-3)

Longest Pittsburgh undefeated streak vs. Ottawa:
16, Mar. 30, 1993-Apr. 11, 1996 (15-0-1)

Last Ottawa win at home:
Apr. 7, 2015 (4-3 OT) (0-0-0 since last win)

Last Pittsburgh win at home:
Dec. 6, 2014 (3-2) (0-0-0 since last win)

Last Ottawa win at Pittsburgh:
Apr. 13, 2014 (3-2 SO) (0-1-0 since last win)

Last Pittsburgh win at Ottawa:
Feb. 12, 2015 (5-4 SO) (0-0-1 since last win)

Most goals by Ottawa vs. Pittsburgh:
8, Mar. 24, 2012 (O, 8-4)

Most goals by Pittsburgh vs. Ottawa:
8, Dec. 23, 2009 (P, 8-2)

Most goals by both teams:
12, Mar. 24, 2012 (O, 8-4)

Last Ottawa shutout vs. Pittsburgh:
Dec. 23, 2013 (5-0) – Craig Anderson

Last Pittsburgh shutout vs. Ottawa:
Oct. 18, 2001 (3-0) – Johan Hedberg

Last Ottawa hat trick vs. Pittsburgh:
Dec. 6, 2008 – Jason Spezza

Last Pittsburgh hat trick vs. Ottawa:
Dec. 23, 2009 – Evgeni Malkin

Last Pittsburgh trade with Ottawa:
Feb. 24, 2011 – Alex Kovalev to Pittsburgh in exchange for a conditional 2011 seventh-round draft pick

Pittsburgh's Overtime/Shootout Record vs. Ottawa: 9-2-11

YEAR BY YEAR

YEAR	PIT	ROAD	TOTAL	GF/GA
1992-93	2-0-0	1-1-0	3-1-0	20-9
1993-94	2-0-1	2-0-0	4-0-1	19-6
1994-95	2-0-0	2-0-0	4-0-0	18-12
1995-96	3-0-0	3-0-0	6-0-0	32-11
1996-97	3-0-0	1-1-1	4-1-1	24-15
1997-98	0-0-2	1-1-1	1-1-3	6-7
1998-99	1-1-0	1-0-1	2-1-1	13-12
1999-00	1-0-1	0-2-0	1-2-1	7-10
2000-01	1-1-0	1-0-1	2-1-1	14-11
2001-02	1-1-0	1-1-0	2-2-0	11-12
2002-03	0-2-0	1-1-0	1-3-0	7-13
2003-04	1-1-0	0-1-1	1-2-1	13-16
2004-05	No Season			
2005-06	0-2-0	0-2-0	0-4-0	9-21
2006-07	1-1-0	2-0-0	3-1-0	13-15
2007-08	0-1-1	1-1-0	1-2-1	13-18
2008-09	0-1-1	1-1-0	1-2-1	10-12
2009-10	1-1-0	1-1-0	2-2-0	15-13
2010-11	2-0-0	1-1-0	3-1-0	13-7
2011-12	1-1-0	0-2-0	1-3-0	15-22
2012-13	1-0-0	2-0-0	3-0-0	8-4
2013-14	1-0-1	0-1-0	1-1-1	4-8
2014-15	1-0-0	1-0-1	2-0-1	10-10
TOTALS	25-13-7	23-17-6	48-30-13	294-264

PITTSBURGH PENGUINS vs. OTTAWA SENATORS 2014-2015 REGULAR SEASON

at PITTSBURGH PENGUINS

Date	Score	W Goal
06 Dec '14	OTT 2 @ PIT 3	Christian Ehrhoff

at OTTAWA SENATORS

Date	Score	W Goal
07 Apr '15 *	PIT 3 @ OTT 4	Mark Stone
12 Feb '15 **	PIT 5 @ OTT 4	David Perron

Individual Scoring

PENGUINS										SENATORS									
Player	GP	G	A	P	+/-	PIM	PP	SH		Player	GP	G	A	P	+/-	PIM	PP	SH	
Sidney Crosby	3	3	2	5	2	2	0	0		Erik Karlsson	3	0	4	4	0	0	0	0	
Evgeni Malkin	3	3	0	3	-1	2	1	0		Mark Stone	2	3	0	3	4	0	0	0	
Beau Bennett	2	1	1	2	2	0	0	0		Mika Zibanejad	3	2	1	3	-3	0	1	0	
Patric Hornqvist	2	1	1	2	-1	0	0	0		Kyle Turris	3	1	2	3	4	0	0	0	
Kris Letang	1	1	1	2	2	2	0	0		Bobby Ryan	3	0	3	3	-3	2	0	0	
Rob Scuderi	3	0	2	2	1	0	0	0		Mike Hoffman	3	2	0	2	-1	0	0	0	
Brandon Sutter	3	0	2	2	1	0	0	0		David Legwand	3	1	0	1	-1	0	1	0	
Christian Ehrhoff	1	1	0	1	0	2	0	0		Jean-Gabriel Pageau	1	1	0	1	0	0	0	1	
Craig Adams	3	0	1	1	0	2	0	0		Mark Borowiecki	3	0	1	1	0	2	0	0	
Blake Comeau	3	0	1	1	-1	0	0	0		Cody Ceci	3	0	1	1	-2	0	0	0	
Paul Martin	3	0	1	1	1	0	0	0		Eric Gryba	3	0	1	1	1	0	0	0	
Chris Kunitz	2	0	1	1	1	10	0	0		Clarke MacArthur	3	0	1	1	1	4	0	0	
Ian Cole	1	0	1	1	2	0	0	0		Marc Methot	3	0	1	1	1	4	0	0	
Olli Maatta	1	0	1	1	1	0	0	0		Milan Michalek	2	0	1	1	0	2	0	0	
Nick Spaling	3	0	0	0	1	0	0	0		Alex Chiasson	3	0	0	0	-2	17	0	0	
Simon Despres	2	0	0	0	0	2	0	0		Erik Condra	3	0	0	0	0	4	0	0	
Maxim Lapierre	2	0	0	0	-1	2	0	0		Curtis Lazar	3	0	0	0	-2	0	0	0	
David Perron	2	0	0	0	2	0	0	0		Chris Neil	2	0	0	0	0	10	0	0	
Derrick Pouliot	2	0	0	0	-1	0	0	0		Zack Smith	2	0	0	0	0	0	0	0	
Zach Sill	2	0	0	0	-1	20	0	0		Jared Cowen	1	0	0	0	-1	0	0	0	
Robert Bortuzzo	1	0	0	0	-1	0	0	0		Chris Phillips	1	0	0	0	0	0	0	0	
Taylor Chorney	1	0	0	0	0	0	0	0		Patrick Wiercioch	1	0	0	0	-1	2	0	0	
Steve Downie	1	0	0	0	0	0	0	0											
Brian Dumoulin	1	0	0	0	-1	0	0	0											
Andrew Ebbett	1	0	0	0	-1	0	0	0											
Marcel Goc	1	0	0	0	0	0	0	0											
Rob Klankhammer	1	0	0	0	0	0	0	0											
Ben Lovejoy	1	0	0	0	-2	2	0	0											
Jayson Megna	1	0	0	0	-1	0	0	0											
Daniel Winnik	1	0	0	0	1	0	0	0											

Power Play: 2-11 18.2% / Penalty Killing: 8-9 88.9%

Power Play: 1-9 11.1% / Penalty Killing: 9-11 81.8%

Goaltending

PENGUINS										SENATORS									
Goalie	GP	Min	WLOT	GA	SA	SV	GAA	SV%		Goalie	GP	Min	WLOT	GA	SA	SV	GAA	SV%	
Marc-Andre Fleury	2	123	1-0-1	6	73	67	2.94	.918		Andrew Hammond	1	62	1-0-0	3	28	25	2.88	.893	
Thomas Greiss	1	65	1-0-0	4	33	29	3.71	.879		Robin Lehner	1	65	0-0-1	4	29	25	3.71	.862	
										Craig Anderson	1	59	0-1-0	3	33	30	3.05	.909	

Goals by Period

PENGUINS						SENATORS					
	1st	2nd	3rd	OT	Total		1st	2nd	3rd	OT	Total
Goals	6	2	2	0	10	Goals	0	3	6	1	10

Shots by Period

PENGUINS						SENATORS					
	1st	2nd	3rd	OT	Total		1st	2nd	3rd	OT	Total
Shots	36	31	19	4	90	Shots	19	40	43	4	106

* - Overtime ** - Shootout



PHILADELPHIA FLYERS

WEBSITE: philadelphiaflyers.com

FLYERS VS. PENS

All-time scorer vs. Pittsburgh: Bobby Clarke (76gp, 44-64-108)

All-time Pittsburgh scorer vs. Philadelphia: Mario Lemieux (70gp, 51-73-124)

Longest Philadelphia win streak vs. Pittsburgh:

11, Dec. 12, 1982-Mar. 28, 1984

Longest Pittsburgh win streak vs. Philadelphia:

8, Oct. 5, 2006-Mar. 4, 2007

Longest Philadelphia undefeated streak vs. Pittsburgh:

13, Oct. 28, 1982-Mar. 28, 1984 (12-0-1)

Longest Pittsburgh undefeated streak vs. Philadelphia:

14, Mar. 26, 1991-Jan. 30, 1993 (10-0-4)

Last Philadelphia win at home:

Apr. 5, 2015 (4-1) (0-0-0 since last win)

Last Pittsburgh win at home:

Mar. 24, 2013 (2-1 OT) (0-4-1 since last win)

Last Philadelphia win at Pittsburgh:

Apr. 1, 2015 (4-1) (0-0-0 since last win)

Last Pittsburgh win at Philadelphia:

Oct. 17, 2013 (4-1) (0-2-1 since last win)

Most goals by Philadelphia vs. Pittsburgh:

13, Mar. 22, 1984 (Phi, 13-4)

Most goals by Pittsburgh vs. Philadelphia:

11, Nov. 16, 1993 (Pgh, 11-5)

Most goals by both teams:

17, Mar. 22, 1984 (Phi, 13-4)

Last Philadelphia shutout vs. Pittsburgh:

Mar. 15, 2014 (4-0) – Steve Mason

Last Pittsburgh shutout vs. Philadelphia:

Oct. 5, 2006 (4-0) – Marc-Andre Fleury

Last Philadelphia hat trick vs. Pittsburgh:

Feb. 20, 2013 – Jakub Voracek

Last Pittsburgh hat trick vs. Philadelphia:

Oct. 28, 2006 – Sidney Crosby

Last Pittsburgh trade with Philadelphia:

June 25, 2010 – Dan Hamhuis to Pittsburgh in exchange for a 2011 third-round draft pick

Pittsburgh's Overtime/Shootout Record vs. Philadelphia: 11-12-15

YEAR BY YEAR

YEAR	PIT	ROAD	TOTAL	GF/GA
1967-68	2-0-3	2-3-0	4-3-3	20-12
1968-69	1-1-2	0-3-1	1-4-3	13-26
1969-70	3-0-1	2-1-1	5-1-2	27-21
1970-71	1-0-2	0-3-0	1-3-2	13-15
1971-72	3-0-0	0-2-1	3-2-1	17-20
1972-73	2-1-0	0-3-0	2-4-0	20-24
1973-74	1-1-0	1-2-0	2-3-0	15-22
1974-75	1-1-0	0-2-0	1-3-0	11-18
1975-76	0-1-1	0-2-0	0-3-1	13-22
1976-77	1-1-0	0-2-0	1-3-0	3-12
1977-78	0-2-0	0-1-1	0-3-1	7-26
1978-79	1-1-0	0-2-0	1-3-0	6-10
1979-80	0-2-0	0-1-1	0-3-1	9-15
1980-81	0-2-0	0-2-0	0-4-0	10-22
1981-82	2-1-1	0-4-0	2-5-1	30-38
1982-83	1-1-1	0-4-0	1-5-1	16-34
1983-84	0-4-0	0-3-0	0-7-0	21-46
1984-85	2-1-0	0-4-0	2-5-0	19-34
1985-86	0-3-1	0-3-0	0-6-1	16-29
1986-87	1-1-1	0-3-1	1-4-2	22-28
1987-88	2-2-0	0-3-0	2-5-0	24-23
1988-89	2-1-0	2-2-0	4-3-0	28-25
1989-90	2-2-0	1-2-0	3-4-0	24-29
1990-91	0-2-1	2-2-0	2-4-1	24-26
1991-92	3-0-1	2-0-1	5-0-2	36-19
1992-93	3-0-1	2-1-0	5-1-1	35-19
1993-94	1-0-1	1-1-0	2-1-1	21-13
1994-95	1-0-0	0-2-0	1-2-0	8-12
1995-96	2-0-0	0-2-0	2-2-0	20-18
1996-97	1-1-0	0-2-0	1-3-0	9-20
1997-98	2-0-0	0-2-0	2-2-0	14-14
1998-99	1-1-1	0-2-0	1-3-1	11-13
1999-00	0-1-1	0-3-0	0-4-1	12-20
2000-01	2-1-0	1-1-0	3-2-0	19-15
2001-02	1-0-1	0-3-0	1-3-1	12-15
2002-03	1-2-0	0-2-0	1-4-0	11-19
2003-04	0-1-2	1-1-1	1-2-3	14-18
2004-05	No Season			
2005-06	1-3-0	1-2-1	2-5-1	23-29
2006-07	4-0-0	4-0-0	8-0-0	40-21
2007-08	3-1-0	0-4-0	3-5-0	23-28
2008-09	2-1-0	2-1-0	4-2-0	20-21
2009-10	2-1-0	3-0-0	5-1-0	23-16
2010-11	0-3-0	2-1-0	2-4-0	14-16
2011-12	1-2-0	1-1-1	2-3-1	20-22
2012-13	1-1-0	2-0-0	3-1-0	15-12
2013-14	0-2-1	1-1-0	1-3-1	11-15
2014-15	0-2-0	0-1-1	0-3-1	7-16
TOTALS	60-54-23	33-92-11	93-146-34	826-988

PITTSBURGH PENGUINS vs. PHILADELPHIA FLYERS 2014-2015 REGULAR SEASON

at PITTSBURGH PENGUINS			at PHILADELPHIA FLYERS		
Date	Score	W Goal	Date	Score	W Goal
01 Apr '15	PHI 4 @ PIT 1	Brayden Schenn	05 Apr '15	PIT 1 @ PHI 4	Brayden Schenn
22 Oct '14	PHI 5 @ PIT 3	Matt Read	20 Jan '15 *	PIT 2 @ PHI 3	Claude Giroux

Individual Scoring

PENGUINS										FLYERS										
Player	GP	G	A	P	+/-	PIM	PP	SH		Player	GP	G	A	P	+/-	PIM	PP	SH		
Nick Spaling	4	1	2	3	0	2	0	0		Jakub Voracek	4	1	5	6	0	27	1	0		
Evgeni Malkin	3	0	2	2	-4	0	0	0		Brayden Schenn	4	3	2	5	0	2	2	0		
Ian Cole	2	0	2	2	-1	0	0	0		Sean Couturier	4	1	4	5	5	2	0	0		
Sidney Crosby	4	1	0	1	-1	0	0	0		Mark Streit	4	1	4	5	4	2	0	0		
Chris Kunitz	4	1	0	1	-1	4	0	1		Claude Giroux	4	1	3	4	1	2	1	0		
Paul Martin	4	1	0	1	3	0	0	0		Pierre-Edouard Bellemare	4	1	1	2	1	5	0	0		
Brandon Sutter	4	1	0	1	-4	2	1	0		Michael Del Zotto	4	1	1	2	-1	4	1	0		
Beau Bennett	3	1	0	1	-1	4	0	0		Vincent Lecavalier	3	1	1	2	2	0	0	0		
Marcel Goc	1	1	0	1	2	0	0	0		R.J. Umberger	2	1	1	2	1	5	0	0		
Blake Comeau	3	0	1	1	-4	2	0	0		Matt Read	4	1	0	1	2	0	0	0		
Steve Downie	3	0	1	1	1	13	0	0		Chris VandeVelde	4	1	0	1	-1	4	0	0		
Patric Hornqvist	3	0	1	1	-1	2	0	0		Carlo Colaiacovo	3	1	0	1	2	0	0	0		
David Perron	3	0	1	1	-2	2	0	0		Luke Schenn	2	1	0	1	-1	5	0	0		
Christian Ehrhoff	2	0	1	1	2	0	0	0		Ryan White	2	1	0	1	0	0	0	0		
Craig Adams	4	0	0	0	0	2	0	0		Michael Raffl	4	0	1	1	2	7	0	0		
Rob Scuderi	4	0	0	0	-3	5	0	0		Brandon Manning	3	0	1	1	2	0	0	0		
Maxim Lapierre	2	0	0	0	-1	0	0	0		Nick Schultz	3	0	1	1	2	4	0	0		
Kris Letang	2	0	0	0	-4	0	0	0		Zac Rinaldo	4	0	0	0	0	21	0	0		
Ben Lovejoy	2	0	0	0	-1	0	0	0		Nicklas Grossmann	3	0	0	0	3	0	0	0		
Derrick Pouliot	2	0	0	0	0	0	0	0		Nick Cousins	2	0	0	0	0	0	0	0		
Zach Sill	2	0	0	0	0	7	0	0		Andrew MacDonald	2	0	0	0	0	0	0	0		
Daniel Winnik	2	0	0	0	1	2	0	0		Wayne Simmonds	2	0	0	0	1	0	0	0		
Mark Arcobello	1	0	0	0	-1	2	0	0		Jason Akeson	1	0	0	0	0	0	0	0		
Robert Bortuzzo	1	0	0	0	1	2	0	0												
Taylor Chorney	1	0	0	0	0	0	0	0												
Simon Despres	1	0	0	0	-1	7	0	0												
Pascal Dupuis	1	0	0	0	-2	2	0	0												
Bobby Farnham	1	0	0	0	0	5	0	0												
Scott Harrington	1	0	0	0	-2	0	0	0												
Olli Maatta	1	0	0	0	-3	0	0	0												

Power Play: 1-12 8.3% / Penalty Killing: 12-17 70.6%

Goaltending

PENGUINS										FLYERS									
Goalie	GP	Min	WLOT	GA	SA	SV	GAA	SV%		Goalie	GP	Min	WLOT	GA	SA	SV	GAA	SV%	
Thomas Greiss	2	124	0-1-1	7	60	53	3.39	.883		Steve Mason	2	119	2-0-0	2	72	70	1.01	.972	
Marc-Andre Fleury	2	119	0-2-0	8	63	55	4.04	.873		Ray Emery	2	124	2-0-0	5	60	55	2.42	.917	

Goals by Period

PENGUINS						FLYERS					
	1st	2nd	3rd	OT	Total		1st	2nd	3rd	OT	Total
Goals	3	2	2	0	7	Goals	5	2	8	1	16

Shots by Period

PENGUINS						FLYERS					
	1st	2nd	3rd	OT	Total		1st	2nd	3rd	OT	Total
Shots	57	37	38	0	132	Shots	29	48	41	6	124

* - Overtime ** - Shootout



SAN JOSE SHARKS

WEBSITE: sanjoshesharks.com

SHARKS VS. PENS

- All-time scorer vs. Pittsburgh:** Patrick Marleau (22gp, 9-6-15)
- All-time Pittsburgh scorer vs. San Jose:** Mario Lemieux (14gp, 17-32-49)
- Longest San Jose win streak vs. Pittsburgh:**
5, Dec. 12, 2002-Oct. 28, 2008
- Longest Pittsburgh win streak vs. San Jose:**
5, Dec. 5, 1991-Mar. 23, 1993
- Longest San Jose undefeated streak vs. Pittsburgh:**
6, Jan. 15, 1999-Jan. 30, 2002 (5-0-1)
- Longest Pittsburgh undefeated streak vs. San Jose:**
8, Dec. 5, 1991-Nov. 10, 1995 (6-0-2)
- Last San Jose win at home:**
Mar. 9, 2015 (2-1 SO) (0-0-0 since last win)
- Last Pittsburgh win at home:**
Mar. 29, 2015 (3-2 SO) (0-0-0 since last win)
- Last San Jose win at Pittsburgh:**
Feb. 23, 2011 (3-2 OT) (0-1-1 since last win)
- Last Pittsburgh win at San Jose:**
Oct. 22, 1997 (5-2) (0-9-3 since last win)
- Most goals by San Jose vs. Pittsburgh:**
10, Jan. 13, 1996 (S, 10-8)
- Most goals by Pittsburgh vs. San Jose:**
10, Dec. 17, 1991 (P, 10-2)
- Most goals by both teams:**
18, Jan. 13, 1996 (S, 10-8)
- Last San Jose shutout vs. Pittsburgh:**
Nov. 7, 2009 (5-0) – Evgeni Nabokov
- Last Pittsburgh shutout vs. San Jose:**
Dec. 13, 1996 (4-0) – Patrick Lalime
- Last San Jose hat trick vs. Pittsburgh:**
Jan. 13, 1996 – Ray Sheppard
- Last Pittsburgh hat trick vs. San Jose:**
Nov. 10, 1995 – Ron Francis
- Last Pittsburgh trade with San Jose:**
June 30, 2013 – 2013 second-round draft pick to Pittsburgh in exchange for Tyler Kennedy
- Pittsburgh's Overtime/Shootout Record vs. San Jose:** 2-1-6

YEAR BY YEAR

YEAR	PIT	ROAD	TOTAL	GF/GA
1991-92	1-0-0	2-0-0	3-0-0	25-5
1992-93	1-0-0	1-0-0	2-0-0	16-6
1993-94	0-0-1	0-0-1	0-0-2	5-5
1994-95	Did Not Play			
1995-96	0-1-0	1-0-0	1-1-0	17-11
1996-97	1-0-0	1-0-0	2-0-0	7-1
1997-98	0-1-0	1-0-0	1-1-0	7-5
1998-99	0-0-0	0-1-0	0-1-0	2-3
1999-00	0-1-0	0-0-1	0-1-1	3-6
2000-01	0-0-0	0-1-0	0-1-0	2-3
2001-02	0-1-0	0-1-0	0-2-0	3-11
2002-03	1-0-0	0-1-0	1-1-0	6-6
2003-04	0-0-0	0-1-0	0-1-0	2-4
2004-05	No Season			
2005-06	Did Not Play			
2006-07	0-0-0	0-1-0	0-1-0	2-3
2007-08	0-0-1	0-0-0	0-0-1	1-1
2008-09	1-0-0	0-1-0	1-1-0	2-3
2009-10	0-0-0	0-1-0	0-1-0	0-5
2010-11	0-0-1	0-0-0	0-0-1	2-3
2011-12	0-0-0	0-0-1	0-0-1	3-3
2012-13	Did Not Play			
2013-14	1-0-0	0-1-0	1-1-0	8-6
2014-15	1-0-0	0-0-1	1-0-1	3-3
TOTALS	7-4-3	6-9-4	13-13-7	116-93

PITTSBURGH PENGUINS vs. SAN JOSE SHARKS 2014-2015 REGULAR SEASON

at PITTSBURGH PENGUINS			at SAN JOSE SHARKS		
Date	Score	W Goal	Date	Score	W Goal
29 Mar '15 **	SJS 2 @ PIT 3	David Perron	09 Mar '15 **	PIT 1 @ SJS 2	Tommy Wingels

Individual Scoring

PENGUINS										SHARKS																		
Player	GP	G	A	P	+/-	PIM	PP	SH		Player	GP	G	A	P	+/-	PIM	PP	SH										
Sidney Crosby	2	1	1	2	2	2	0	0		Ben Smith	2	1	1	2	2	0	0	0		Logan Couture	2	1	0	1	0	0	1	0
Patric Hornqvist	2	1	0	1	2	4	0	0		Matt Nieto	2	1	0	1	1	0	0	0		Justin Braun	2	0	1	1	0	0	0	0
Chris Kunitz	2	1	0	1	0	2	1	0		Brent Burns	2	0	1	1	-1	0	0	0		Barclay Goodrow	2	0	1	1	1	0	0	0
Ian Cole	2	0	1	1	0	0	0	0		Patrick Marleau	2	0	1	1	0	0	0	0		Chris Tierney	2	0	1	1	1	0	0	0
David Perron	2	0	1	1	0	2	0	0		Chris Tierney	2	0	1	1	1	0	0	0		Brenden Dillon	2	0	0	0	2	0	0	0
Derrick Pouliot	2	0	1	1	0	0	0	0		Scott Hannan	2	0	0	0	-1	0	0	0		Tomas Hertl	2	0	0	0	0	2	0	0
Daniel Winnik	2	0	1	1	1	0	0	0		Tomas Hertl	2	0	0	0	0	2	0	0		Melker Karlsson	2	0	0	0	-2	0	0	0
Kris Letang	1	0	1	1	0	0	0	0		Melker Karlsson	2	0	0	0	-2	0	0	0		Joe Pavelski	2	0	0	0	-2	2	0	0
Beau Bennett	2	0	0	0	-1	0	0	0		John Scott	2	0	0	0	1	0	0	0		Joe Thornton	2	0	0	0	-2	2	0	0
Blake Comeau	2	0	0	0	0	0	0	0		Joe Thornton	2	0	0	0	-2	2	0	0		Tommy Wingels	2	0	0	0	0	4	0	0
Steve Downie	2	0	0	0	0	4	0	0		Tommy Wingels	2	0	0	0	0	4	0	0		Taylor Fedun	1	0	0	0	0	2	0	0
Maxim Lapierre	2	0	0	0	-1	2	0	0		Taylor Fedun	1	0	0	0	0	2	0	0		Matt Irwin	1	0	0	0	0	0	0	0
Ben Lovejoy	2	0	0	0	-1	2	0	0		Matt Irwin	1	0	0	0	0	0	0	0		Mirco Mueller	1	0	0	0	1	0	0	0
Evgeni Malkin	2	0	0	0	0	0	0	0		Mirco Mueller	1	0	0	0	1	0	0	0		Marc-Edouard Vlasic	1	0	0	0	-1	2	0	0
Paul Martin	2	0	0	0	1	0	0	0		Marc-Edouard Vlasic	1	0	0	0	-1	2	0	0										
Rob Scuderi	2	0	0	0	-1	2	0	0																				
Nick Spaling	2	0	0	0	-1	2	0	0																				
Brandon Sutter	2	0	0	0	-1	0	0	0																				
Craig Adams	1	0	0	0	0	0	0	0																				

Power Play: 1-5 20.0% / Penalty Killing: 8-9 88.9%

Power Play: 1-9 11.1% / Penalty Killing: 4-5 80.0%

Goaltending

PENGUINS										SHARKS									
Goalie	GP	Min	WLOT	GA	SA	SV	GAA	SV%		Goalie	GP	Min	WLOT	GA	SA	SV	GAA	SV%	
Marc-Andre Fleury	2	130	1-0-1	3	62	59	1.39	.952		Antti Niemi	1	65	1-0-0	1	40	39	0.92	.975	
										Alex Stalock	1	65	0-0-1	2	33	31	1.85	.939	

Goals by Period

PENGUINS						SHARKS					
	1st	2nd	3rd	OT	Total		1st	2nd	3rd	OT	Total
Goals	2	0	1	0	3	Goals	1	2	0	0	3

Shots by Period

PENGUINS						SHARKS					
	1st	2nd	3rd	OT	Total		1st	2nd	3rd	OT	Total
Shots	24	20	26	3	73	Shots	18	22	16	6	62

* - Overtime ** - Shootout



ST. LOUIS BLUES

WEBSITE: stlouisblues.com

BLUES VS. PENS

All-time scorer vs. Pittsburgh: Bernie Federko (41gp, 20-36-56)

All-time Pittsburgh scorer vs. St. Louis: Mario Lemieux (26gp, 25-33-58)

Longest St. Louis win streak vs. Pittsburgh:

5, Dec. 5, 1981-Oct. 4, 1983; Jan. 2, 1973-Dec. 28, 1973

Longest Pittsburgh win streak vs. St. Louis:

4, Jan. 26, 1998-Jan. 19, 2000; Feb. 3, 1972-Nov. 22, 1972

Longest St. Louis undefeated streak vs. Pittsburgh:

13, Oct. 28, 1982-Mar. 28, 1984 (12-0-1)

Longest Pittsburgh undefeated streak vs. St. Louis:

5, Nov. 1, 2008-Jan. 24, 2012 (3-0-2)

Last St. Louis win at home:

Nov. 9, 2013 (2-1) (0-1-0 since last win)

Last Pittsburgh win at home:

Oct. 20, 2009 (5-1) (0-1-2 since last win)

Last St. Louis win at Pittsburgh:

Mar. 24, 2015 (3-2 OT) (0-0-0 since last win)

Last Pittsburgh win at St. Louis:

Feb. 21, 2015 (4-2) (0-0-0 since last win)

Most goals by St. Louis vs. Pittsburgh:

9, Oct. 18, 1989 (S, 9-3); Jan. 31, 1968 (S, 9-4)

Most goals by Pittsburgh vs. St. Louis:

10, Nov. 22, 1972 (P, 10-4)

Most goals by both teams:

14, Nov. 22, 1972 (P, 10-4)

Last St. Louis shutout vs. Pittsburgh:

Nov. 9, 2013 (1-0) – Brian Elliott

Last Pittsburgh shutout vs. St. Louis:

Dec. 19, 1996 (4-0) – Ken Wregget

Last St. Louis hat trick vs. Pittsburgh:

Oct. 18, 1989 – Brett Hull

Last Pittsburgh hat trick vs. St. Louis:

Dec. 19, 1996 – Mario Lemieux

Last Pittsburgh trade with St. Louis:

Mar. 2, 2015 – Ian Cole to Pittsburgh in exchange for Robert Bortuzzo and a 2016 7th-round pick

Pittsburgh's Overtime/Shootout Record vs. St. Louis: 2-5-6

YEAR BY YEAR

YEAR	PIT	ROAD	TOTAL	GF/GA
1967-68	2-3-0	2-3-0	4-6-0	25-33
1968-69	2-2-0	1-2-1	3-4-1	15-16
1969-70	1-1-2	0-4-0	1-5-2	11-28
1970-71	0-1-2	0-2-1	0-3-3	13-16
1971-72	1-2-0	2-1-0	3-3-0	17-13
1972-73	2-0-0	1-2-0	3-2-0	25-20
1973-74	1-1-1	1-2-0	2-3-1	19-19
1974-75	1-0-1	0-1-1	1-1-2	11-13
1975-76	1-1-0	1-1-0	2-2-0	17-14
1976-77	2-0-0	1-1-0	3-1-0	17-13
1977-78	1-0-1	1-1-0	2-1-1	13-11
1978-79	1-0-1	1-1-0	2-1-1	16-16
1979-80	1-1-0	0-1-1	1-2-1	12-14
1980-81	2-0-0	0-2-0	2-2-0	19-19
1981-82	1-0-0	0-2-0	1-2-0	9-10
1982-83	0-2-0	0-1-0	0-3-0	11-16
1983-84	0-0-1	0-2-0	0-2-1	7-11
1984-85	1-1-0	0-1-0	1-2-0	10-15
1985-86	0-1-0	2-0-0	2-1-0	16-11
1986-87	1-0-1	0-0-1	1-0-2	13-12
1987-88	0-1-0	0-2-0	0-3-0	10-22
1988-89	1-0-1	0-1-0	1-1-1	15-9
1989-90	0-1-0	0-2-0	0-3-0	10-16
1990-91	1-1-0	0-1-0	1-2-0	9-10
1991-92	1-0-0	0-1-0	1-1-0	5-7
1992-93	1-0-0	0-1-0	1-1-0	12-10
1993-94	0-0-1	0-0-1	0-0-2	6-6
1994-95	Did Not Play			
1995-96	1-0-0	0-1-0	1-1-0	10-7
1996-97	1-0-0	1-0-0	2-0-0	8-2
1997-98	1-0-0	0-1-0	1-1-0	5-6
1998-99	1-0-0	1-0-0	2-0-0	6-4
1999-00	1-0-0	0-0-0	1-0-0	3-1
2000-01	1-0-0	0-1-0	1-1-0	8-7
2001-02	0-1-0	0-1-0	0-2-0	2-6
2002-03	1-0-0	0-0-0	1-0-0	2-1
2003-04	0-0-0	0-1-0	0-1-0	2-3
2004-05	No Season			
2005-06	0-0-0	0-1-0	0-1-0	0-3
2006-07	0-1-0	0-0-0	0-1-0	1-4
2007-08	Did Not Play			
2008-09	0-0-0	1-0-0	1-0-0	6-3
2009-10	1-0-0	0-0-0	1-0-0	5-1
2010-11	0-0-0	0-0-1	0-0-1	0-1
2011-12	0-0-1	1-0-0	1-0-1	4-5
2012-13	Did Not Play			
2013-14	0-1-0	0-1-0	0-2-0	1-3
2014-15	0-0-1	1-0-0	1-0-1	6-5
TOTALS	33-22-14	18-45-7	51-67-21	432-462

PITTSBURGH PENGUINS vs. ST. LOUIS BLUES 2014-2015 REGULAR SEASON

at PITTSBURGH PENGUINS			at ST. LOUIS BLUES		
Date	Score	W Goal	Date	Score	W Goal
24 Mar '15 *	STL 3 @ PIT 2	Alexander Steen	21 Feb '15	PIT 4 @ STL 2	Blake Comeau

Individual Scoring

PENGUINS										BLUES									
Player	GP	G	A	P	+/-	PIM	PP	SH		Player	GP	G	A	P	+/-	PIM	PP	SH	
Blake Comeau	2	3	1	4	4	0	0	0		Barret Jackman	2	0	2	2	0	0	0	0	
Nick Spaling	2	0	2	2	1	0	0	0		Vladimir Tarasenko	2	0	2	2	1	6	0	0	
Brandon Sutter	2	1	0	1	1	0	0	0		Marcel Goc	2	1	0	1	0	0	0	0	
Steve Downie	1	1	0	1	-1	0	0	0		Alexander Steen	2	1	0	1	0	0	0	0	
Patric Hornqvist	1	1	0	1	-2	0	1	0		Robert Bortuzzo	1	1	0	1	1	0	0	0	
Sidney Crosby	2	0	1	1	-3	0	0	0		Ian Cole	1	1	0	1	1	2	0	0	
Kris Letang	2	0	1	1	0	2	0	0		Dmitrij Jaskin	1	1	0	1	2	0	0	0	
David Perron	2	0	1	1	-2	0	0	0		David Backes	2	0	1	1	-1	12	0	0	
Simon Despres	1	0	1	1	1	0	0	0		Jori Lehtera	2	0	1	1	1	0	0	0	
Evgeni Malkin	1	0	1	1	2	0	0	0		T.J. Oshie	2	0	1	1	0	2	0	0	
Daniel Winnik	1	0	1	1	1	2	0	0		Ryan Reaves	2	0	1	1	0	0	0	0	
Craig Adams	2	0	0	0	0	5	0	0		Zbynek Michalek	1	0	1	1	0	2	0	0	
Beau Bennett	2	0	0	0	0	0	0	0		Steve Ott	1	0	1	1	1	5	0	0	
Chris Kunitz	2	0	0	0	2	0	0	0		Patrik Berglund	2	0	0	0	-1	0	0	0	
Maxim Lapierre	2	0	0	0	-2	0	0	0		Jay Bouwmeester	2	0	0	0	1	0	0	0	
Paul Martin	2	0	0	0	-1	0	0	0		Petteri Lindbohm	2	0	0	0	-1	0	0	0	
Derrick Pouliot	2	0	0	0	-1	2	0	0		Alex Pietrangelo	2	0	0	0	-1	2	0	0	
Rob Scuderi	2	0	0	0	1	0	0	0		Chris Porter	2	0	0	0	-2	0	0	0	
Robert Bortuzzo	1	0	0	0	0	12	0	0		Jaden Schwartz	2	0	0	0	0	0	0	0	
Ian Cole	1	0	0	0	1	0	0	0		Paul Stastny	2	0	0	0	-1	2	0	0	
Christian Ehrhoff	1	0	0	0	0	0	0	0		Carl Gunnarsson	1	0	0	0	-2	0	0	0	
Ben Lovejoy	1	0	0	0	-1	0	0	0		Power Play: 0-1 0.0% / Penalty Killing: 5-6 83.3%									
Zach Sill	1	0	0	0	0	0	0	0		Power Play: 1-6 16.7% / Penalty Killing: 1-1 100.0%									

Goaltending

PENGUINS										BLUES									
Goalie	GP	Min	WLOT	GA	SA	SV	GAA	SV%		Goalie	GP	Min	WLOT	GA	SA	SV	GAA	SV%	
Thomas Greiss	1	60	1-0-0	2	23	21	2.01	.913		Jake Allen	1	61	1-0-0	2	26	24	1.98	.923	
Marc-Andre Fleury	1	61	0-0-1	3	35	32	2.97	.914		Brian Elliott	1	59	0-1-0	4	29	25	4.08	.862	

Goals by Period

PENGUINS						BLUES					
	1st	2nd	3rd	OT	Total		1st	2nd	3rd	OT	Total
Goals	1	4	1	0	6	Goals	0	2	2	1	5

Shots by Period

PENGUINS						BLUES					
	1st	2nd	3rd	OT	Total		1st	2nd	3rd	OT	Total
Shots	13	22	20	0	55	Shots	16	19	21	2	58

* - Overtime ** - Shootout



TAMPA BAY LIGHTNING

WEBSITE: tampabaylightning.com

LIGHTNING VS. PENS

All-time scorer vs. Pittsburgh: Vincent Lecavalier (52gp, 27-18-45)

All-time Pittsburgh scorer vs. Tampa Bay: Evgeni Malkin (30gp, 19-21-40)

Longest Tampa Bay win streak vs. Pittsburgh:

12, Nov. 8, 2003-Feb. 27, 2007

Longest Pittsburgh win streak vs. Tampa Bay:

10, Jan. 15, 2012-Dec. 15, 2014

Longest Tampa Bay undefeated streak vs. Pittsburgh:

12, Nov. 8, 2003-Feb. 27, 2007 (12-0-0)

Longest Pittsburgh undefeated streak vs. Tampa Bay:

10, Jan. 15, 2012-Dec. 15, 2014 (10-0-0)

Last Tampa Bay win at home:

Dec. 23, 2015 (4-3) (0-0-0 since last win)

Last Pittsburgh win at home:

Jan. 2, 2015 (6-3) (0-0-0 since last win)

Last Tampa Bay win at Pittsburgh:

Mar. 31, 2010 (2-0) (0-8-1 since last win)

Last Pittsburgh win at Tampa Bay:

Nov. 29, 2013 (3-0) (0-1-0 since last win)

Most goals by Tampa Bay vs. Pittsburgh:

9, Nov. 8, 2003 (T, 9-0)

Most goals by Pittsburgh vs. Tampa Bay:

10, Nov. 1, 1995 (P, 10-0)

Most goals by both teams:

11, Nov. 6, 1999 (T, 7-4); Dec. 21, 1993 (P, 8-3)

Last Tampa Bay shutout vs. Pittsburgh:

Mar. 31, 2010 (2-0) – Mike Smith

Last Pittsburgh shutout vs. Tampa Bay:

Nov. 29, 2013 (3-0) – Marc-Andre Fleury

Last Tampa Bay hat trick vs. Pittsburgh:

Dec. 23, 2014 – Tyler Johnson

Last Pittsburgh hat trick vs. Tampa Bay:

Oct. 12, 2013 – Sidney Crosby

Last Pittsburgh trade with Tampa Bay:

June 28, 2008 – 2009 third-round draft pick to Pittsburgh in exchange for the rights to Ryan Malone and Gary Roberts

Pittsburgh's Overtime/Shootout Record vs. Tampa Bay: 4-3-7

YEAR BY YEAR

YEAR	PIT	ROAD	TOTAL	GF/GA
1992-93	0-0-1	1-0-0	1-0-1	8-7
1993-94	2-0-0	1-1-0	3-1-0	18-10
1994-95	1-1-0	1-0-0	2-1-0	13-10
1995-96	2-0-0	1-1-0	3-1-0	18-9
1996-97	1-1-0	0-1-1	1-2-1	18-16
1997-98	1-0-1	2-0-0	3-0-1	14-4
1998-99	2-0-0	2-1-0	4-1-0	15-10
1999-00	1-1-0	0-2-0	1-3-0	10-14
2000-01	2-0-0	0-1-1	2-1-1	9-10
2001-02	2-0-0	0-2-0	2-2-0	11-9
2002-03	1-0-1	1-1-0	2-1-1	12-12
2003-04	0-2-0	0-2-0	0-4-0	4-23
2004-05	No Season			
2005-06	0-1-1	0-2-0	0-3-1	6-12
2006-07	0-0-2	0-2-0	0-2-2	8-14
2007-08	1-1-0	2-0-0	3-1-0	10-6
2008-09	1-1-0	2-0-0	3-1-0	13-10
2009-10	1-1-0	1-1-0	2-2-0	7-7
2010-11	2-0-0	0-2-0	2-2-0	17-9
2011-12	2-0-0	1-1-0	3-1-0	19-10
2012-13	2-0-0	1-0-0	3-0-0	15-9
2013-14	1-0-0	2-0-0	3-0-0	12-7
2014-15	2-0-0	0-1-0	2-1-0	13-9
TOTALS	27-9-6	18-21-2	45-30-8	270-227

PITTSBURGH PENGUINS vs. TAMPA BAY LIGHTNING 2014-2015 REGULAR SEASON

at PITTSBURGH PENGUINS			at TAMPA BAY LIGHTNING		
Date	Score	W Goal	Date	Score	W Goal
02 Jan '15	TBL 3 @ PIT 6	Christian Ehrhoff	23 Dec '14	PIT 3 @ TBL 4	Tyler Johnson
15 Dec '14	TBL 2 @ PIT 4	Steve Downie			

PENGUINS										LIGHTNING									
Player	GP	G	A	P	+/-	PIM	PP	SH		Player	GP	G	A	P	+/-	PIM	PP	SH	
Evgeni Malkin	3	1	4	5	2	0	0	0		Tyler Johnson	3	3	2	5	2	2	0	0	
Steve Downie	2	3	1	4	3	4	1	0		Nikita Kucherov	3	2	3	5	5	0	0	0	
Sidney Crosby	2	0	4	4	3	0	0	0		Ondrej Palat	2	0	5	5	3	0	0	0	
Andrew Ebbett	3	1	2	3	2	0	0	0		Victor Hedman	3	1	2	3	-1	0	0	0	
Kris Letang	3	1	2	3	2	2	0	0		Matthew Carle	3	0	2	2	2	0	0	0	
Patric Hornqvist	2	1	2	3	2	4	0	0		Valtteri Filppula	3	0	2	2	-3	0	0	0	
Chris Kunitz	2	2	0	2	-1	2	1	0		Brian Boyle	3	1	0	1	-1	0	0	0	
Bryan Rust	3	1	1	2	0	0	0	0		Jonathan Drouin	3	1	0	1	-3	0	1	0	
Nick Spaling	3	0	2	2	2	0	0	0		Alex Killorn	3	1	0	1	-1	0	0	0	
Brian Dumoulin	2	1	0	1	1	2	0	0		Anton Stralman	3	0	1	1	-3	2	0	0	
Christian Ehrhoff	2	1	0	1	2	4	0	0		Mark Barberio	3	0	0	0	0	0	0	0	
Brandon Sutter	2	1	0	1	-1	0	0	1		Ryan Callahan	3	0	0	0	-4	2	0	0	
Simon Despres	3	0	1	1	0	0	0	0		Brett Connolly	3	0	0	0	-1	2	0	0	
Rob Scuderi	3	0	1	1	3	0	0	0		Brenden Morrow	3	0	0	0	-1	9	0	0	
Rob Klinkhammer	2	0	1	1	0	0	0	0		Cedric Paquette	3	0	0	0	-2	0	0	0	
Beau Bennett	1	0	1	1	-1	0	0	0		Steven Stamkos	3	0	0	0	-4	0	0	0	
Bobby Farnham	3	0	0	0	0	7	0	0		Andrej Sustr	3	0	0	0	0	4	0	0	
Marcel Goc	3	0	0	0	0	0	0	0		Jason Garrison	2	0	0	0	-3	0	0	0	
Craig Adams	2	0	0	0	1	0	0	0		J.T. Brown	1	0	0	0	0	2	0	0	
Derrick Pouliot	2	0	0	0	1	0	0	0		Radko Gudas	1	0	0	0	-1	0	0	0	
Robert Bortuzzo	1	0	0	0	0	0	0	0											
Taylor Chorney	1	0	0	0	-1	0	0	0											
Blake Comeau	1	0	0	0	-1	2	0	0											
Scott Harrington	1	0	0	0	-2	0	0	0											
Paul Martin	1	0	0	0	-1	0	0	0											
Dominik Uher	1	0	0	0	-1	0	0	0											

Power Play: 2-8 25.0% / Penalty Killing: 9-10 90.0%

PENGUINS										LIGHTNING									
Goalie	GP	Min	WLOT	GA	SA	SV	GAA	SV%		Goalie	GP	Min	WLOT	GA	SA	SV	GAA	SV%	
Thomas Greiss	1	60	1-0-0	3	35	32	3.01	.914		Andrei Vasilevskiy	1	60	1-0-0	3	29	26	3.00	.897	
Marc-Andre Fleury	2	81	1-0-0	5	40	35	3.73	.875		Evgeni Nabokov	2	82	0-2-0	5	39	34	3.64	.872	
Jeff Zatkoff	1	37	0-1-0	1	17	16	1.63	.941		Ben Bishop	2	34	0-0-0	4	15	11	7.13	.733	

PENGUINS						LIGHTNING					
Goals	1st	2nd	3rd	OT	Total	Goals	1st	2nd	3rd	OT	Total
Goals	4	4	5	0	13	Goals	4	3	2	0	9

PENGUINS						LIGHTNING					
Shots	1st	2nd	3rd	OT	Total	Shots	1st	2nd	3rd	OT	Total
Shots	23	30	31	0	84	Shots	31	30	31	0	92

* - Overtime ** - Shootout



TORONTO MAPLE LEAFS

WEBSITE: torontomapleleafs.com

MAPLE LEAFS VS. PENS

All-time scorer vs. Pittsburgh: Darryl Sittler (53gp, 29-37-66)

All-time Pittsburgh scorer vs. Toronto: Mario Lemieux (33gp, 31-40-71)

Longest Toronto win streak vs. Pittsburgh:
5, Dec. 10, 2002-Feb. 16, 2004

Longest Pittsburgh win streak vs. Toronto:
6, Dec. 30, 1974-Feb. 19, 1976

Longest Toronto undefeated streak vs. Pittsburgh:
8, Jan. 13, 1968-Mar. 1, 1969 (4-0-4)

Longest Pittsburgh undefeated streak vs. Toronto:
6, Dec. 30, 1974-Feb. 19, 1976 (6-0-0)

Last Toronto win at home:
Oct. 26, 2013 (4-1) (0-2-0 since last win)

Last Pittsburgh win at home:
Nov. 26, 2014 (4-3 OT) (0-0-0 since last win)

Last Toronto win at Pittsburgh:
Jan. 23, 2013 (5-2) (0-1-2 since last win)

Last Pittsburgh win at Toronto:
Nov. 14, 2014 (2-1) (0-0-0 since last win)

Most goals by Toronto vs. Pittsburgh:
9, Jan. 7, 1980 (T, 9-5)

Most goals by Pittsburgh vs. Toronto:
12, Dec. 26, 1991 (P, 12-1)

Most goals by both teams:
15, Feb. 21, 1991 (P, 11-4)

Last Toronto shutout vs. Pittsburgh:
Feb. 1, 2012 (1-0) – James Reimer

Last Pittsburgh shutout vs. Toronto:
Dec. 4, 2001 (1-0) – Johan Hedberg

Last Toronto hat trick vs. Pittsburgh:
Mar. 5, 1980 – Darryl Sittler

Last Pittsburgh hat trick vs. Toronto:
Nov. 26, 2014 – Blake Comeau

Last Pittsburgh trade with Toronto:
July 1, 2015 – Phil Kessel, Tim Erixon, Tyler Biggs and a conditional 2016 2nd-round pick to Pittsburgh in exchange for Nick Spaling, Kasperii Kapanen, Scott Harrington, a 2016 third-round pick and a conditional 2016 1st-round pick

Pittsburgh's Overtime/Shootout Record vs. Toronto: 8-6-3

YEAR BY YEAR

YEAR	PIT	ROAD	TOTAL	GF/GA
1967-68	1-0-1	1-1-0	2-1-1	9-14
1968-69	0-2-1	0-1-2	0-3-3	11-19
1969-70	1-0-2	1-2-0	2-2-2	14-19
1970-71	2-1-0	0-2-1	2-3-1	18-18
1971-72	1-2-0	1-2-0	2-4-0	13-14
1972-73	2-1-0	0-1-1	2-2-1	18-17
1973-74	0-2-0	1-1-1	1-3-1	13-20
1974-75	2-0-0	2-1-0	4-1-0	31-21
1975-76	3-0-0	1-1-0	4-1-0	32-18
1976-77	1-1-0	1-0-2	2-1-2	19-16
1977-78	1-2-0	2-0-0	3-2-0	17-22
1978-79	1-1-0	0-2-0	1-3-0	10-19
1979-80	1-1-0	1-1-0	2-2-0	18-20
1980-81	1-1-0	0-1-1	1-2-1	15-16
1981-82	0-1-1	0-0-1	0-1-2	10-12
1982-83	1-0-0	0-2-0	1-2-0	8-15
1983-84	1-1-0	0-0-1	1-1-1	8-7
1984-85	0-1-0	2-0-0	2-1-0	12-9
1985-86	2-0-0	1-0-0	3-0-0	18-9
1986-87	1-0-0	0-2-0	1-2-0	12-13
1987-88	1-1-0	1-0-0	2-1-0	9-9
1988-89	1-0-0	1-1-0	2-1-0	16-10
1989-90	1-1-0	0-1-0	1-2-0	17-21
1990-91	1-0-0	1-1-0	2-1-0	20-15
1991-92	2-0-0	0-1-0	2-1-0	22-8
1992-93	0-0-1	0-1-0	0-1-1	5-7
1993-94	0-1-0	0-0-1	0-1-1	6-8
1994-95	Did Not Play			
1995-96	1-0-0	0-1-0	1-1-0	9-7
1996-97	1-0-0	1-0-0	2-0-0	12-8
1997-98	1-0-0	1-0-0	2-0-0	8-1
1998-99	1-1-0	1-1-0	2-2-0	13-13
1999-00	2-0-0	1-1-0	3-1-0	14-8
2000-01	1-1-0	0-1-0	1-2-0	10-12
2001-02	1-1-0	1-1-0	2-2-0	6-10
2002-03	0-2-0	1-1-0	1-3-0	9-18
2003-04	0-2-0	1-1-0	1-3-0	9-19
2004-05	No Season			
2005-06	0-1-1	0-1-1	0-2-2	7-12
2006-07	2-0-0	1-0-1	3-0-1	22-13
2007-08	1-1-0	1-1-0	2-2-0	16-15
2008-09	1-1-0	0-2-0	1-3-0	13-19
2009-10	1-1-0	2-0-0	3-1-0	16-11
2010-11	1-1-0	1-0-1	2-1-1	15-14
2011-12	2-0-0	0-2-0	2-2-0	10-11
2012-13	0-1-0	2-0-0	2-1-0	9-10
2013-14	2-0-0	0-1-0	2-1-0	9-10
2014-15	1-0-0	2-0-0	3-0-0	11-6
TOTALS	47-33-7	33-39-14	80-72-21	619-613

PITTSBURGH PENGUINS vs. TORONTO MAPLE LEAFS 2014-2015 REGULAR SEASON

at PITTSBURGH PENGUINS			at TORONTO MAPLE LEAFS		
Date	Score	W Goal	Date	Score	W Goal
26 Nov '14 *	TOR 3 @ PIT 4	Blake Comeau	14 Nov '14	PIT 2 @ TOR 1	Pascal Dupuis
			11 Oct '14	PIT 5 @ TOR 2	Chris Kunitz

Individual Scoring																	
PENGUINS					MAPLE LEAFS												
Player	GP	G	A	P	+/-	PIM	PP	SH	Player	GP	G	A	P	+/-	PIM	PP	SH
Evgeni Malkin	3	2	4	6	1	10	2	0	Tyler Bozak	3	2	0	2	1	0	1	1
Sidney Crosby	3	1	5	6	-1	0	1	0	Leo Komarov	3	2	0	2	1	0	0	0
Kris Letang	3	0	4	4	0	2	0	0	Mike Santorelli	3	0	2	2	1	2	0	0
Blake Comeau	2	3	0	3	2	2	0	0	Cody Franson	2	1	0	1	-1	0	0	0
Christian Ehrhoff	3	0	3	3	4	0	0	0	Joffrey Lupul	2	1	0	1	-1	0	1	0
Pascal Dupuis	2	2	0	2	3	2	0	0	Jake Gardiner	3	0	1	1	-3	0	0	0
Patric Hornqvist	3	1	1	2	-1	2	0	0	Nazem Kadri	3	0	1	1	-1	2	0	0
Chris Kunitz	3	1	1	2	0	2	1	0	Dion Phaneuf	3	0	1	1	-1	6	0	0
Brandon Sutter	3	1	1	2	1	2	0	0	Morgan Rielly	3	0	1	1	-4	2	0	0
Paul Martin	3	0	1	1	2	0	0	0	Stuart Percy	1	0	1	1	0	0	0	0
Robert Bortuzzo	1	0	1	1	2	2	0	0	David Clarkson	3	0	0	0	-1	4	0	0
Craig Adams	3	0	0	0	0	0	0	0	Peter Holland	3	0	0	0	-4	2	0	0
Simon Despres	3	0	0	0	1	7	0	0	Phil Kessel	3	0	0	0	-2	4	0	0
Steve Downie	3	0	0	0	0	4	0	0	Stephane Robidas	3	0	0	0	1	2	0	0
Marcel Goc	3	0	0	0	0	0	0	0	James van Riemsdyk	3	0	0	0	-2	5	0	0
Rob Scuderi	3	0	0	0	0	0	0	0	Daniel Winnik	3	0	0	0	1	2	0	0
Zach Sill	3	0	0	0	1	0	0	0	Richard Panik	2	0	0	0	-1	0	0	0
Nick Spaling	3	0	0	0	0	4	0	0	Roman Polak	2	0	0	0	0	0	0	0
Olli Maatta	2	0	0	0	-1	0	0	0	Trevor Smith	2	0	0	0	0	0	0	0
Beau Bennett	1	0	0	0	0	0	0	0	David Booth	1	0	0	0	0	0	0	0
Jayson Megna	1	0	0	0	0	0	0	0	Korbinian Holzer	1	0	0	0	2	0	0	0
Power Play: 4-11 36.4% / Penalty Killing: 12-14 85.7%																	
Power Play: 2-14 14.3% / Penalty Killing: 7-11 63.6%																	

Goaltending																	
PENGUINS					MAPLE LEAFS												
Goalie	GP	Min	WLOT	GA	SA	SV	GAA	SV%	Goalie	GP	Min	WLOT	GA	SA	SV	GAA	SV%
Marc-Andre Fleury	2	123	2-0-0	5	52	47	2.44	.904	Jonathan Bernier	3	180	0-2-1	11	107	96	3.66	.897
Thomas Greiss	1	60	1-0-0	1	31	30	1.00	.968									

Goals by Period											
PENGUINS					MAPLE LEAFS						
	1st	2nd	3rd	OT	Total		1st	2nd	3rd	OT	Total
Goals	5	3	2	1	11	Goals	0	4	2	0	6

Shots by Period											
PENGUINS					MAPLE LEAFS						
	1st	2nd	3rd	OT	Total		1st	2nd	3rd	OT	Total
Shots	33	39	33	2	107	Shots	26	31	26	0	83

* - Overtime ** - Shootout



VANCOUVER CANUCKS

WEBSITE: vancouvercanucks.com

CANUCKS VS. PENS

All-time scorer vs. Pittsburgh: Don Lever (33gp, 17-17-34)

All-time Pittsburgh scorer vs. Vancouver: Mario Lemieux (28gp, 26-35-61)

Longest Vancouver win streak vs. Pittsburgh:
5, Nov. 21, 2001-Jan. 16, 2006

Longest Pittsburgh win streak vs. Vancouver:
9, Mar. 5, 1991-Feb. 27, 1996

Longest Vancouver undefeated streak vs. Pittsburgh:
8, Nov. 21, 2001-Jan. 16, 2010 (7-0-1)

Longest Pittsburgh undefeated streak vs. Vancouver:
9, Mar. 5, 1991-Feb. 27, 1996 (9-0-0)

Last Vancouver win at home:
Feb. 7, 2015 (5-0) (0-0-0 since last win)

Last Pittsburgh win at home:
Oct. 19, 2013 (4-3 SO) (0-1-0 since last win)

Last Vancouver win at Pittsburgh:
Dec. 4, 2014 (3-0) (0-0-0 since last win)

Last Pittsburgh win at Vancouver:
Jan. 7, 2014 (5-4 SO) (0-1-0 since last win)

Most goals by Vancouver vs. Pittsburgh:
10, Dec. 19, 1980 (V, 10-4)

Most goals by Pittsburgh vs. Vancouver:
9, Feb. 15, 1986 (P, 9-4); Mar. 13, 1979 (P, 9-3); Oct. 6, 1976 (P, 9-5)

Most goals by both teams:
14, Feb. 29, 1985 (V, 9-5); Dec. 19, 1980 (V, 10-4); Oct. 6, 1976 (P, 9-5); Mar. 16, 1974 (P, 8-6)

Last Vancouver shutout vs. Pittsburgh:
Feb. 7, 2015 (5-0) – Ryan Miller

Last Pittsburgh shutout vs. Vancouver:
Feb. 14, 2000 (3-0) – Jean-Sebastien Aubin

Last Vancouver hat trick vs. Pittsburgh:
Dec. 9, 2003 – Markus Naslund (4)

Last Pittsburgh hat trick vs. Vancouver:
Jan. 23, 1987 – Mario Lemieux

Last Pittsburgh trade with Vancouver:
July 28, 2015 – Nick Bonino, Adam Clendening and a 2016 second-round draft pick to Pittsburgh in exchange for Brandon Sutter and a 2016 third-round draft pick

Pittsburgh's Overtime/Shootout Record vs. Vancouver: 7-1-4

YEAR BY YEAR

YEAR	PIT	ROAD	TOTAL	GF/GA
1970-71	3-0-0	1-1-1	4-1-1	24-15
1971-72	2-1-0	2-1-0	4-2-0	21-20
1972-73	2-1-0	1-1-0	3-2-0	18-14
1973-74	2-0-0	2-1-0	4-1-0	27-16
1974-75	2-0-0	1-1-0	3-1-0	18-15
1975-76	1-0-1	1-1-0	2-1-1	16-15
1976-77	1-0-1	1-1-0	2-1-1	16-10
1977-78	1-1-0	0-1-1	1-2-1	16-16
1978-79	1-1-0	2-0-0	3-1-0	24-16
1979-80	1-0-1	1-1-0	2-1-1	13-12
1980-81	0-1-1	0-2-0	0-3-1	13-23
1981-82	1-0-0	1-0-1	2-0-1	13-10
1982-83	1-1-0	0-1-0	1-2-0	10-17
1983-84	0-1-0	1-1-0	1-2-0	12-14
1984-85	2-0-0	0-1-0	2-1-0	17-14
1985-86	1-0-0	1-1-0	2-1-0	18-11
1986-87	0-0-2	1-0-0	1-0-2	11-5
1987-88	1-0-0	0-2-0	1-2-0	10-14
1988-89	1-1-0	1-0-0	2-1-0	14-12
1989-90	1-0-0	0-2-0	1-2-0	10-13
1990-91	1-0-1	0-1-0	1-1-1	9-7
1991-92	1-0-0	1-0-0	2-0-0	11-6
1992-93	1-0-0	1-0-0	2-0-0	10-3
1993-94	1-0-0	1-0-0	2-0-0	8-5
1994-95	Did Not Play			
1995-96	1-0-0	1-0-0	2-0-0	15-9
1996-97	1-0-0	0-1-0	1-1-0	7-6
1997-98	1-0-0	1-0-0	2-0-0	10-8
1998-99	1-0-0	0-0-1	1-0-1	8-7
1999-00	1-0-0	0-0-0	1-0-0	3-0
2000-01	0-0-0	1-0-0	1-0-0	4-2
2001-02	0-1-0	0-1-0	0-2-0	3-9
2002-03	0-1-0	0-0-0	0-1-0	2-3
2003-04	0-0-0	0-1-0	0-1-0	3-4
2004-05	No Season			
2005-06	0-1-0	0-0-0	0-1-0	2-4
2006-07	Did Not Play			
2007-08	0-0-0	1-0-0	1-0-0	1-1
2008-09	0-1-0	0-0-0	0-1-0	1-3
2009-10	0-0-0	0-1-0	0-1-0	2-5
2010-11	1-0-0	0-0-0	1-0-0	3-1
2011-12	0-0-0	1-0-0	1-0-0	3-3
2012-13	Did Not Play			
2013-14	1-0-0	1-0-0	2-0-0	7-7
2014-15	0-1-0	0-1-0	0-2-0	0-8
TOTALS	35-13-7	26-25-4	61-38-11	433-383

PITTSBURGH PENGUINS vs. VANCOUVER CANUCKS 2014-2015 REGULAR SEASON

at PITTSBURGH PENGUINS			at VANCOUVER CANUCKS		
Date	Score	W Goal	Date	Score	W Goal
04 Dec '14	VAN 3 @ PIT 0	Brad Richardson	07 Feb '15	PIT 0 @ VAN 5	Alexandre Burrows

Individual Scoring

PENGUINS										CANUCKS										
Player	GP	G	A	P	+/-	PIM	PP	SH		Player	GP	G	A	P	+/-	PIM	PP	SH		
Craig Adams	2	0	0	0	0	10	0	0		Shawn Matthias	2	2	1	3	3	0	0	0		
Sidney Crosby	2	0	0	0	-1	2	0	0		Brad Richardson	1	2	1	3	3	0	0	1		
Simon Despres	2	0	0	0	-2	0	0	0		Alexandre Burrows	2	1	1	2	0	2	1	0		
Steve Downie	2	0	0	0	-2	4	0	0		Radim Vrbata	2	0	2	2	1	0	0	0		
Patric Hornqvist	2	0	0	0	-1	4	0	0		Bo Horvat	2	1	0	1	1	0	0	0		
Evgeni Malkin	2	0	0	0	-3	2	0	0		Daniel Sedin	2	1	0	1	0	0	1	0		
Paul Martin	2	0	0	0	-1	0	0	0		Zack Kassian	1	1	0	1	1	5	0	0		
Rob Scuderi	2	0	0	0	-3	0	0	0		Derek Dorsett	2	0	1	1	1	6	0	0		
Zach Sill	2	0	0	0	-2	0	0	0		Alexander Edler	2	0	1	1	1	6	0	0		
Nick Spaling	2	0	0	0	-1	0	0	0		Jannik Hansen	2	0	1	1	3	0	0	0		
Brandon Sutter	2	0	0	0	-2	0	0	0		Henrik Sedin	2	0	1	1	0	0	0	0		
Mark Arcobello	1	0	0	0	-1	0	0	0		Linden Vey	2	0	1	1	2	0	0	0		
Robert Bortuzzo	1	0	0	0	0	5	0	0		Yannick Weber	2	0	1	1	2	2	0	0		
Blake Comeau	1	0	0	0	-1	2	0	0		Nick Bonino	2	0	0	0	1	0	0	0		
Brian Dumoulin	1	0	0	0	0	0	0	0		Chris Higgins	2	0	0	0	1	0	0	0		
Andrew Ebbett	1	0	0	0	-1	0	0	0		Luca Sbisa	2	0	0	0	4	10	0	0		
Christian Ehrhoff	1	0	0	0	-2	0	0	0		Ryan Stanton	2	0	0	0	1	0	0	0		
Marcel Goc	1	0	0	0	-1	0	0	0		Kevin Bieksa	1	0	0	0	2	0	0	0		
Chris Kunitz	1	0	0	0	-1	0	0	0		Adam Clendening	1	0	0	0	0	2	0	0		
Maxim Lapierre	1	0	0	0	-1	0	0	0		Dan Hamhuis	1	0	0	0	2	2	0	0		
Kris Letang	1	0	0	0	-2	6	0	0		Christopher Tanev	1	0	0	0	0	0	0	0		
Olli Maatta	1	0	0	0	-1	0	0	0												
Jayson Megna	1	0	0	0	0	0	0	0												
David Perron	1	0	0	0	-1	2	0	0												
Derrick Pouliot	1	0	0	0	0	0	0	0												

Power Play: 2-7 28.6% / Penalty Killing: 7-7 100.0%

Power Play: 0-7 0.0% / Penalty Killing: 5-7 71.4%

Goaltending

PENGUINS										CANUCKS									
Goalie	GP	Min	WLOT	GA	SA	SV	GAA	SV%		Goalie	GP	Min	WLOT	GA	SA	SV	GAA	SV%	
Thomas Greiss	2	120	0-2-0	8	58	50	4.00	.862		Eddie Lack	1	60	1-0-0	0	22	22	0.00	1.000	
										Ryan Miller	1	60	1-0-0	0	31	31	0.00	1.000	

Goals by Period

PENGUINS						CANUCKS					
1st	2nd	3rd	OT	Total		1st	2nd	3rd	OT	Total	
no stats						Goals					
						3	4	1	0	8	

Shots by Period

PENGUINS						CANUCKS					
1st	2nd	3rd	OT	Total		1st	2nd	3rd	OT	Total	
Shots						Shots					
15	15	23	0	53		20	26	12	0	58	

* - Overtime ** - Shootout



WASHINGTON CAPITALS

WEBSITE: washingtoncapitals.com

CAPITALS VS. PENS

All-time scorer vs. Pittsburgh: Mike Gartner (60gp, 39-36-75)

All-time Pittsburgh scorer vs. Washington: Mario Lemieux (61gp, 51-50-101)

Longest Washington win streak vs. Pittsburgh:

9, Dec. 2, 1984-Nov. 20, 1985

Longest Pittsburgh win streak vs. Washington:

8, Jan. 22, 2012-Mar. 11, 2014

Longest Washington undefeated streak vs. Pittsburgh:

16, Oct. 25, 1983-Nov. 20, 1985 (15-0-1)

Longest Pittsburgh undefeated streak vs. Washington:

8; Jan. 22, 2012-Mar. 11, 2014 (8-0-0); Dec. 11, 2006-Mar. 9, 2008 (7-0-1); Nov. 28, 1992-Nov. 26, 1993 (6-0-2)

Last Washington win at home:

Jan. 28, 2015 (4-0) (0-1-0 since last win)

Last Pittsburgh win at home:

Mar. 11, 2014 (2-0) (0-2-0 since last win)

Last Washington win at Pittsburgh:

Feb. 17, 2015 (3-1) (0-0-0 since last win)

Last Pittsburgh win at Washington:

Feb. 25, 2015 (4-3) (0-0-0 since last win)

Most goals by Washington vs. Pittsburgh:

9, Mar. 1, 1984 (W, 9-1); Dec. 2, 1984 (W, 9-1)

Most goals by Pittsburgh vs. Washington:

12, Mar. 15, 1975 (P, 12-1)

Most goals by both teams:

15, Oct. 11, 1988 (P, 8-7)

Last Washington shutout vs. Pittsburgh:

Jan. 28, 2015 (4-0) – Braden Holtby

Last Pittsburgh shutout vs. Washington:

Mar. 11, 2014 (2-0) – Marc-Andre Fleury

Last Washington hat trick vs. Pittsburgh:

Feb. 7, 2010 – Alex Ovechkin

Last Pittsburgh hat trick vs. Washington:

Feb. 3, 2013 – Chris Kunitz (4)

Last Pittsburgh trade with Washington:

June 4, 2012 – Tomas Vokoun to Pittsburgh in exchange for a 2012 seventh-round draft pick

Pittsburgh's Overtime/Shootout Record vs. Washington: 11-5-11

YEAR BY YEAR

YEAR	PIT	ROAD	TOTAL	GF/GA
1974-75	3-0-0	2-1-0	5-1-0	36-13
1975-76	2-1-0	2-0-1	4-1-1	36-23
1976-77	1-2-0	0-2-1	1-4-1	16-22
1977-78	0-2-1	1-2-0	1-4-1	15-20
1978-79	2-1-1	2-2-0	4-3-1	32-28
1979-80	2-0-0	1-1-0	3-1-0	16-10
1980-81	0-1-1	2-0-0	2-1-1	18-14
1981-82	2-1-1	3-1-0	5-2-1	40-33
1982-83	1-2-0	0-3-1	1-5-1	23-36
1983-84	0-4-0	1-2-0	1-6-0	12-28
1984-85	0-2-1	0-4-0	0-6-1	20-44
1985-86	1-3-0	0-3-0	1-6-0	22-27
1986-87	3-0-0	1-3-0	4-3-0	30-26
1987-88	3-0-1	2-1-0	5-1-1	32-23
1988-89	2-1-0	2-2-0	4-3-0	31-35
1989-90	3-1-0	2-1-0	5-2-0	34-28
1990-91	2-1-0	2-1-1	4-2-1	29-26
1991-92	1-2-0	1-3-0	2-5-0	21-35
1992-93	3-0-0	2-1-1	5-1-1	32-22
1993-94	1-1-0	0-1-1	1-2-1	14-18
1994-95	1-1-0	1-1-0	2-2-0	10-11
1995-96	2-0-0	1-1-0	3-1-0	12-8
1996-97	2-0-0	1-1-0	3-1-0	14-11
1997-98	0-1-1	1-0-1	1-1-2	9-9
1998-99	2-0-0	0-2-0	2-2-0	17-12
1999-00	2-0-0	1-1-0	3-1-0	12-8
2000-01	1-1-0	1-1-0	2-2-0	14-13
2001-02	2-0-0	0-0-2	2-0-2	16-11
2002-03	1-1-0	0-2-0	1-3-0	8-13
2003-04	2-0-0	0-2-0	2-2-0	13-12
2004-05	No Season			
2005-06	2-0-0	1-1-0	3-1-0	22-14
2006-07	2-0-0	2-0-0	4-0-0	13-9
2007-08	1-0-1	2-0-0	3-0-1	15-11
2008-09	0-2-0	1-1-0	1-3-0	11-18
2009-10	0-2-0	0-0-2	0-2-2	13-20
2010-11	0-2-0	1-1-0	1-3-0	3-9
2011-12	1-0-1	1-1-0	2-1-1	8-8
2012-13	2-0-0	1-0-0	3-0-0	13-6
2013-14	2-0-0	2-0-0	4-0-0	13-5
2014-15	0-2-0	1-1-0	1-3-0	5-13
TOTALS	57-37-9	44-50-11	101-87-20	750-732

PITTSBURGH PENGUINS vs. WASHINGTON CAPITALS 2014-2015 REGULAR SEASON

at PITTSBURGH PENGUINS			at WASHINGTON CAPITALS		
Date	Score	W Goal	Date	Score	W Goal
17 Feb '15	WSH 3 @ PIT 1	Joel Ward	25 Feb '15	PIT 4 @ WSH 3	Chris Kunitz
27 Dec '14	WSH 3 @ PIT 0	Eric Fehr	28 Jan '15	PIT 0 @ WSH 4	Alex Ovechkin

Individual Scoring

PENGUINS										CAPITALS										
Player	GP	G	A	P	+/-	PIM	PP	SH		Player	GP	G	A	P	+/-	PIM	PP	SH		
Evgeni Malkin	3	0	3	3	-2	0	0	0		Alex Ovechkin	4	4	1	5	0	6	3	0		
Chris Kunitz	4	1	1	2	-2	6	0	0		Eric Fehr	4	3	1	4	5	2	0	0		
Sidney Crosby	4	1	0	1	-5	2	1	0		John Carlson	4	2	2	4	2	2	0	1		
Patric Hornqvist	4	1	0	1	-1	2	0	0		Mike Green	4	1	2	3	1	0	0	0		
Brandon Sutter	4	1	0	1	1	2	0	1		Joel Ward	4	1	2	3	2	4	1	0		
Steve Downie	3	1	0	1	1	31	0	0		Nicklas Backstrom	4	0	3	3	1	2	0	0		
Kris Letang	4	0	1	1	-2	8	0	0		Troy Brouwer	4	1	1	2	3	8	0	0		
Craig Adams	3	0	1	1	0	10	0	0		Marcus Johansson	4	1	1	2	2	0	0	0		
David Perron	3	0	1	1	-3	6	0	0		Karl Alzner	4	0	2	2	1	0	0	0		
Blake Comeau	2	0	1	1	0	8	0	0		Evgeny Kuznetsov	4	0	2	2	0	0	0	0		
Simon Despres	4	0	0	0	-4	0	0	0		Brooks Laich	4	0	2	2	3	4	0	0		
Rob Scuderi	4	0	0	0	0	2	0	0		Brooks Orpik	4	0	2	2	4	2	0	0		
Nick Spaling	4	0	0	0	-1	0	0	0		Jason Chimera	2	0	2	2	1	2	0	0		
Beau Bennett	3	0	0	0	0	2	0	0		Jay Beagle	3	0	1	1	1	0	0	0		
Robert Bortuzzo	3	0	0	0	-1	7	0	0		Michael Latta	4	0	0	0	-1	12	0	0		
Maxim Lapierre	3	0	0	0	0	2	0	0		Matt Niskanen	4	0	0	0	1	2	0	0		
Paul Martin	3	0	0	0	0	2	0	0		Tom Wilson	4	0	0	0	-1	23	0	0		
Derrick Pouliot	3	0	0	0	0	0	0	0		Andre Burakovsky	3	0	0	0	-2	0	0	0		
Andrew Ebbett	2	0	0	0	-1	0	0	0		Jack Hillen	3	0	0	0	0	2	0	0		
Christian Ehrhoff	2	0	0	0	0	0	0	0		Cameron Schilling	1	0	0	0	1	4	0	0		
Bobby Farnham	1	0	0	0	0	2	0	0												
Marcel Goc	1	0	0	0	0	0	0	0												
Scott Harrington	1	0	0	0	-3	0	0	0												
Rob Klinkhammer	1	0	0	0	-1	0	0	0												
Jayson Megna	1	0	0	0	0	0	0	0												
Bryan Rust	1	0	0	0	-1	0	0	0												
Zach Sill	1	0	0	0	-2	7	0	0												

Power Play: 1-17 5.9% / Penalty Killing: 15-19 78.9%

Goaltending

PENGUINS										CAPITALS									
Goalie	GP	Min	WLOT	GA	SA	SV	GAA	SV%		Goalie	GP	Min	WLOT	GA	SA	SV	GAA	SV%	
Marc-Andre Fleury	4	237	1-3-0	12	126	114	3.04	.905		Braden Holtby	4	237	3-1-0	5	117	112	1.27	.957	

Goals by Period

PENGUINS						CAPITALS					
	1st	2nd	3rd	OT	Total		1st	2nd	3rd	OT	Total
Goals	2	2	1	0	5	Goals	4	1	8	0	13

Shots by Period

PENGUINS						CAPITALS					
	1st	2nd	3rd	OT	Total		1st	2nd	3rd	OT	Total
Shots	35	45	37	0	117	Shots	34	45	48	0	127

* - Overtime ** - Shootout



WINNIPEG JETS

Franchise played as Atlanta Thrashers from 1999-00 to 2010-11

WEBSITE: winnipegjets.com

JETS VS. PENS

All-time scorer vs. Pittsburgh: Ilya Kovalchuk (28gp, 18-15-33)

All-time Pittsburgh scorer vs. Winnipeg: Sidney Crosby (28gp, 15-32-47)

Longest Winnipeg win streak vs. Pittsburgh:
3, Nov. 9, 2005-Jan. 7, 2006

Longest Pittsburgh win streak vs. Winnipeg:
14, Jan. 27, 2000-Nov. 22, 2002

Longest Winnipeg undefeated streak vs. Pittsburgh:
6, Nov. 9, 2005-Dec. 27, 2006 (5-0-1)

Longest Pittsburgh undefeated streak vs. Winnipeg:
14, Jan. 31, 2000-Nov. 22, 2002 (14-0-0)

Last Winnipeg win at home:
Jan. 25, 2013 (4-2) (0-2-1 since last win)

Last Pittsburgh win at home:
Jan. 27, 2015 (5-3) (0-0-0 since last win)

Last Winnipeg win at Pittsburgh:
Dec. 27, 2006 (4-2) (0-12-2 since last win)

Last Pittsburgh win at Winnipeg:
Nov. 6, 2014 (4-3 SO) (0-0-0 since last win)

Most goals by Winnipeg vs. Pittsburgh:
7, Dec. 20, 2003 (A, 7-4)

Most goals by Pittsburgh vs. Winnipeg:
8, Mar. 20, 2012 (P, 8-4); Feb. 11, 2012 (P, 8-5)

Most goals by both teams:
13, Feb. 11, 2012 (P, 8-5)

Last Winnipeg shutout vs. Pittsburgh:
Apr. 10, 2010 (1-0) – Johan Hedberg

Last Pittsburgh shutout vs. Winnipeg:
Mar. 28, 2013 (4-0) – Tomas Vokoun

Last Winnipeg hat trick vs. Pittsburgh:
Jan. 6, 2006 – Ilya Kovalchuk

Last Pittsburgh hat trick vs. Winnipeg:
Mar. 20, 2012 – James Neal

Last Pittsburgh trade with Winnipeg:
Feb. 13, 2013 – 2013 seventh-round draft pick to Pittsburgh in exchange for Eric Tangradi

Pittsburgh's Overtime/Shootout Record vs. Winnipeg: 6-1-2

YEAR BY YEAR

YEAR	PIT	ROAD	TOTAL	GF/GA
1999-00	2-0-0	2-0-0	4-0-0	16-7
2000-01	2-0-0	2-0-0	4-0-0	19-8
2001-02	2-0-0	2-0-0	4-0-0	17-9
2002-03	1-1-0	2-0-0	3-1-0	12-7
2003-04	1-1-0	1-1-0	2-2-0	14-18
2004-05	No Season			
2005-06	1-1-0	0-2-0	1-3-0	14-20
2006-07	1-1-0	1-0-1	2-1-1	11-11
2007-08	2-0-0	0-1-1	2-1-1	10-8
2008-09	2-0-0	2-0-0	4-0-0	18-8
2009-10	2-0-0	1-1-0	3-1-0	12-8
2010-11	2-0-0	2-0-0	4-0-0	18-9
2011-12	2-0-0	1-1-0	3-1-0	21-12
2012-13	1-0-0	1-1-0	2-1-0	9-5
2013-14	1-0-0	1-0-0	2-0-0	10-7
2014-15	1-0-0	1-0-0	2-0-0	8-6
TOTALS	23-4-0	19-7-2	42-11-2	209-143

PITTSBURGH PENGUINS vs. WINNIPEG JETS 2014-2015 REGULAR SEASON

at PITTSBURGH PENGUINS			at WINNIPEG JETS		
Date	Score	W Goal	Date	Score	W Goal
27 Jan '15	WPG 3 @ PIT 5	Brandon Sutter	06 Nov '14 **	PIT 4 @ WPG 3	Sidney Crosby

Individual Scoring

PENGUINS										JETS									
Player	GP	G	A	P	+/-	PIM	PP	SH		Player	GP	G	A	P	+/-	PIM	PP	SH	
Kris Letang	2	0	5	5	0	4	0	0		Evander Kane	2	1	4	5	3	7	0	0	
Brandon Sutter	2	2	2	4	3	0	1	0		Jacob Trouba	2	2	0	2	1	4	0	0	
Steve Downie	2	2	1	3	4	22	0	0		Adam Lowry	2	1	1	2	2	7	0	0	
Nick Spaling	2	1	1	2	3	2	0	0		Chris Thorburn	2	1	1	2	1	4	0	0	
David Perron	1	1	1	2	-1	0	1	0		Blake Wheeler	2	0	2	2	0	7	0	0	
Paul Martin	2	0	2	2	-1	0	0	0		Andrew Ladd	2	1	0	1	0	0	0	0	
Simon Despres	2	1	0	1	0	9	0	0		Zach Bogosian	2	0	1	1	3	2	0	0	
Patric Hornqvist	2	1	0	1	-2	0	0	0		Dustin Byfuglien	2	0	1	1	-1	12	0	0	
Robert Bortuzzo	2	0	1	1	0	5	0	0		Bryan Little	2	0	1	1	0	0	0	0	
Marcel Goc	2	0	1	1	1	0	0	0		Mark Scheifele	2	0	1	1	-3	2	0	0	
Chris Kunitz	2	0	1	1	-3	0	0	0		Toby Enstrom	2	0	0	0	2	0	0	0	
Craig Adams	2	0	0	0	0	5	0	0		Michael Frolik	2	0	0	0	-2	2	0	0	
Christian Ehrhoff	2	0	0	0	-2	0	0	0		Mathieu Perreault	2	0	0	0	-2	4	0	0	
Rob Scuderi	2	0	0	0	3	2	0	0		Jim Slater	2	0	0	0	-1	0	0	0	
Zach Sill	2	0	0	0	0	7	0	0		Ben Chiarot	1	0	0	0	-1	5	0	0	
Mark Arcobello	1	0	0	0	1	0	0	0		Grant Clitsome	1	0	0	0	-2	2	0	0	
Beau Bennett	1	0	0	0	1	0	0	0		TJ Galiardi	1	0	0	0	-1	0	0	0	
Blake Comeau	1	0	0	0	-1	4	0	0		Matt Halischuk	1	0	0	0	0	0	0	0	
Sidney Crosby	1	0	0	0	-1	0	0	0		Jay Harrison	1	0	0	0	-1	0	0	0	
Pascal Dupuis	1	0	0	0	-1	0	0	0		Anthony Peluso	1	0	0	0	0	0	0	0	
Andrew Ebbett	1	0	0	0	0	0	0	0		Paul Postma	1	0	0	0	-2	0	0	0	
Evgeni Malkin	1	0	0	0	-2	0	0	0		Mark Stuart	1	0	0	0	1	0	0	0	

Power Play: 2-8 25.0% / Penalty Killing: 4-4 100.0%

Power Play: 0-4 0.0% / Penalty Killing: 6-8 75.0%

Goaltending

PENGUINS										JETS									
Goalie	GP	Min	WLOT	GA	SA	SV	GAA	SV%		Goalie	GP	Min	WLOT	GA	SA	SV	GAA	SV%	
Marc-Andre Fleury	1	65	1-0-0	3	37	34	2.77	.919		Ondrej Pavelec	2	124	0-1-1	7	64	57	3.38	.891	
Thomas Greiss	1	60	1-0-0	3	22	19	3.00	.864											

Goals by Period

PENGUINS						JETS					
	1st	2nd	3rd	OT	Total		1st	2nd	3rd	OT	Total
Goals	2	3	3	0	8	Goals	1	3	2	0	6

Shots by Period

PENGUINS						JETS					
	1st	2nd	3rd	OT	Total		1st	2nd	3rd	OT	Total
Shots	17	22	22	4	65	Shots	20	19	18	2	59

* - Overtime ** - Shootout

KNOW

that your plan for the future begins in the present.



PNC WEALTH MANAGEMENT | Wealth. It instills confidence and peace of mind, but it can create concerns as well. We understand that effectively managing your wealth requires a personal approach—an approach that involves understanding what's truly important beyond the numbers. By meeting face-to-face with a dedicated team, we can provide insight and a highly customized and comprehensive financial strategy aimed at helping you make the most of your wealth now and for future generations.

For more information, call H. Scott Cunningham at 412-762-7235 or visit pnc.com/wealthsolutions

WEALTH PLANNING | **TRUST AND ESTATE ADMINISTRATION** | **PRIVATE BANKING** | **INVESTMENT MANAGEMENT**


The PNC Financial Services Group, Inc. ("PNC") uses the marketing name PNC Wealth Management® to provide investment and wealth management, fiduciary services, FDIC-insured banking products and services, and lending of funds through its subsidiary, PNC Bank, National Association ("PNC Bank"), which is a **Member FDIC**, and to provide specific fiduciary and agency services through its subsidiary, PNC Delaware Trust Company. PNC does not provide legal, tax, or accounting advice unless, with respect to tax advice, PNC Bank has entered into a written tax services agreement. PNC does not provide services in any jurisdiction in which it is not authorized to conduct business. PNC Bank is not registered as a municipal advisor under the Dodd-Frank Wall Street Reform and Consumer Protection Act ("Act"). Investment management and related products and services provided to a "municipal entity" or "obligated person" regarding "proceeds of municipal securities" (as such terms are defined in the Act) will be provided by PNC Capital Advisors, LLC, a wholly-owned subsidiary of PNC Bank and SEC registered investment adviser.

"PNC Wealth Management" is a registered trademark of The PNC Financial Services Group, Inc.

Investments: Not FDIC Insured. No Bank Guarantee. May Lose Value.

© 2015 The PNC Financial Services Group, Inc. All rights reserved.


HISTORY



TRIB TOTAL MEDIA

All-Time Team

MARIO LEMIEUX • 66




Center, 1984-97, 2000-06

Arguably the greatest player in NHL history ... Won six NHL scoring titles, three league MVP awards, two Conn Smythe Trophies as playoff MVP and captained two Stanley Cup champions as a player ... All-time team leader in goals (690), assists (1,033), points (1,723), power-play goals (236),

shorthanded goals (49), shots (3,633), overtime goals (11) and games played (915) ... Set club single-season records of 85 goals, 114 assists, 199 points and 31 power-play goals in 1988-89 ... Scored at least 160 points four times and at least 69 goals four times ... Only player in NHL history to score a goal five different ways in the same game — even strength, power play, shorthanded, penalty shot and empty net (Dec. 31, 1988 vs. New Jersey) ... Recorded 40 career hat tricks, including nine in 1988-89 season alone ... Scored five goals in a game three times and eight points twice ... Set team playoff records with five goals, eight points vs. Philadelphia on April 25, 1989 ... Three-time MVP of NHL All-Star Game ... Led ownership group that bought team out of bankruptcy in September, 1999 and won Stanley Cup as an owner in 2009.

RON FRANCIS • 10



Center, 1991-98

Outstanding two-way center helped Penguins to back-to-back Cups ... Ranks fourth on all-time team list in assists (449) and sixth in points (613) ... Scored at least 90 points in a season four times and at least 100 points twice ... Scored career-high 119 points in 1995-96 (27G-92A) ... Only Penguins

player other than Mario Lemieux to record more than 90 assists in a season ... Won NHL's Selke Trophy as best defensive forward in 1995 and won Lady Byng Trophy for sportsmanship in 1995 and '98 ... Team captain in 1994-95 and 1997-98.

JAROMIR JAGR • 68



Right Wing, 1990-2001

Won five NHL scoring titles and one league MVP award as a member of the Penguins ... Was named First-Team NHL All-Star six times ... Ranks second on all-time Penguins lists in goals (439), assists (640), points (1,079), power-play goals (110) and games played (806) ... All-time team leader in game-winning

goals (78) ... Only Penguins player other than Mario Lemieux to score more than 60 goals in a season (62 in 1995-96) ... Recorded career-high 149 points (62G-87A) in 1995-96 ... Member of 1991 and 1992 Cup champions.


RICK KEHOE • 17



Right Wing, 1974-85

Ranks fifth on all-time team list in points (636), and fourth in goals (312) and games played (722) ... His 55 goals in 1980-81 set a new team record at the time and stood until Mario Lemieux broke it in 1987-88 ... Won NHL's Lady Byng Trophy for sportsmanship in 1981 ... Later served as scout, assistant coach and head coach.

KEVIN STEVENS • 25




Left Wing, 1987-95, 2001

Dominating power forward topped 40 goals four times and 50 goals twice ... Ranks seventh all-time in goals (260), eighth in points (555) and ninth in assists (295) ... Key member of back-to-back Cup champs in 1991 and '92, and set team record with 17 playoff goals in 1991 ... Set club records for points by a

left wing with 123 in 1991-92 and goals by a left wing with 55 in 1992-93 ... Had 106 points in 103 playoff games.

JEAN PRONOVOST • 19



Right Wing, 1968-78

Patrolled right side of the "Century Line" with Syl Apps and Lowell MacDonald ... Third on all-time Penguins list in goals (316) and games played (753), seventh all-time in points (603) ... Became first Penguin to score 50 goals in a season March 24, 1976 vs. Boston, recording 52 goals, 104 points

in 1975-76 ... Scored at least 40 goals in four different seasons with Penguins ... Led team in scoring in back-to-back seasons from 1976-78.

PAUL COFFEY • 77



Defense, 1987-92

Blazing skater who set single-season club records for defensemen with 30 goals, 83 assists and 113 points in 1988-89 ... Only defenseman in team history to score 100 points, and did it twice ... Quarterbacked power play for Penguins' first Cup championship team in 1991 ... Ranks seventh all-time

in assists (332), 11th all-time in points (440) despite playing only five seasons in Pittsburgh ... Averaged well over a point a game with 440 points in 331 games.

LARRY MURPHY • 55



Defense, 1990-95

Cerebral defenseman played key role on back-to-back Stanley Cup champions in 1991 and '92 ... Rang up 22 goals, 85 points during dominating 1992-93 season, when he was named NHL Second-Team All-Star ... Notched 38 points in 48 games in 1994-95 and again was named NHL Second-Team

All-Star ... Career totals of 78 goals, 223 assists, 301 points in 336 games as a Penguin.

ULF SAMUELSSON • 5



Defense, 1991-95

Nasty defenseman who anchored blue line for back-to-back Stanley Cup champions in 1991 and '92 ... Had legendary playoff battles with Boston's Cam Neely ... Impact can't be determined by statistics, but he contributed 11 goals, 83 assists, 94 points in 277 games — with 804 penalty

minutes ... Scored Cup-winning goal in Game 6 of 1991 Final at Minnesota.

TOM BARRASSO • 35



Goaltender, 1988-2000

Backstopped Penguins to Stanley Cups in 1991 and '92 ... Second all-time in wins (226), shutouts (22) and games played (460) ... Recorded 8-0 shutout over Minnesota in clinching game of 1991 Cup Final ... Posted 43-14-5 record with a 3.01 goals-against average in 1992-93 to help team win

its first Presidents' Trophy with best regular-season record ... Career record of 226-153-53 with 3.27 GAA.

SYL APPS • 26



Center, 1970-77

Member of the "Century Line" with Jean Pronovost and Lowell MacDonald ... Led team in scoring for three straight seasons from 1971-74 ... Scored career-high 99 points in 1975-76 (32G-67A) ... Named MVP of 1975 NHL All-Star Game ... Ranks sixth on all-time Penguins list in assists (349), ninth in points (500).


JOE MULLEN • 7

**Right Wing, 1990-95, 1996-97**

Won two Stanley Cups as a Penguin and ranked third in scoring on 1992 Cup team with 42 goals, 87 points ... Amazing feat: Scored four goals in back-to-back games in 1991-92 ... Recorded 33 goals in 1992-93, 38 in 1993-94 ... Became first U.S.-born player to score 500th NHL goal


March 14, 1997 vs. Colorado (Patrick Roy) ... Later served as assistant coach.

DAVE BURROWS • 4

**Defense, 1971-78, 1980-82**


One of the most dependable defensive defensemen in club history and a mainstay of the 1970s Penguins ... Third all-time in games played among Penguins defensemen (573) ... Represented Penguins in the 1974 and 1976 NHL All-Star Games ... Posted career numbers of 24 goals, 108 assists, 132 points.

MARK RECCHI • 8/18

**Right Wing, 1988-92, 2005-07**


Helped Penguins win franchise's first Stanley Cup in 1991, ranking second on team with 24 assists and 34 points during playoffs ... Led team with 40 goals and 113 points during '91 regular season ... Had three tours of duty with the team ... Posted career numbers of 154 goals, 231 assists and 385 points.

LES BINKLEY • 30

**Goaltender, 1967-72**

Original Penguin ... Posted 20 wins and 2.88 GAA in team's first season, 1967-68 ... Also recorded six shutouts, a single-season record that stood for 30 years until Tom Barrasso broke it in 1997-98 ... Reached double figures in wins in first four seasons with expansion team ... Played 196 career games with 3.12 GAA.

PIERRE LAROUCHE • 10

**Center, 1974-77**

"Lucky Pierre" became first player in Penguins history to record 100 points in a season March 24, 1976 vs. Boston ... Set team records at the time with 53 goals, 111 points in 1975-76 ... That followed rookie season when he notched 31 goals, 68 points ...

Averaged more than a point a game in parts of four seasons (253 points in 240 games) and recorded four hat tricks.

ALL-TIME TEAM BUILDERS

Jack Riley

Craig Patrick

"Badger" Bob Johnson

Ed Johnston

Scotty Bowman

Herb Brooks

Ed DeBartolo Sr.

Mike Lange

Vince Lascheid

John Barbero

AT Caggiano

Frank Sciulli

Elaine Heufelder

Charles "Chip" Burke

TRIB TOTAL MEDIA
All-Time Team

HONORABLE MENTIONS


RANDY CARLYLE • 25

**Defense, 1978-84**

Won Norris Trophy as NHL's top defenseman in 1980-81 and remains the only Penguin ever to win the Norris ... Had 16 goals, 67 assists for 83 points in trophy-winning season ... Reached double figures in goals for three straight seasons from 1980-83 ... Team captain 1981-84 ... Pittsburgh career


totals of 66 goals, 257 assists, 323 points in 397 games.

RICK TOCCHET • 22/92

**Right Wing, 1992-94**


Power forward acquired during 1991-92 season helped team to win its second Cup ... Had 15 goals, 37 points in 32 playoff games over three seasons ... Rang up 48 goals, 61 assists, 109 points in 1992-93 as part of dominating line with Mario Lemieux and Kevin Stevens ... Line had 172 goals, 380 points that season.

MARTIN STRAKA • 82

**Center/Left Wing, 1992-95, 1997-03**

Ranks ninth on all-time team list in goals (165) and 10th in points (442) ... Set career highs with 35 goals in 1998-99 and 68 assists, 95 points in 2000-01 ... Tied team record with two fastest goals by the same player (seven seconds) vs. Edmonton, Feb. 11, 2000.


RON STACKHOUSE • 3

**Defense, 1973-82**

Underrated and sometimes underappreciated defenseman ... Scored career-high 71 points with 11 goals, 60 assists in 1975-76 ... Set a team record for defensemen with 15 goals in 1974-75 (since broken) ... Still shares team record with six assists in a game and four in a period vs.

Philadelphia, March 8, 1975 ... Holds team record with 14 shots vs. Washington, April 3, 1976 ... Ranks eighth all-time in shots with 1,342.

LOWELL MACDONALD • 18

**Left Wing, 1970-78**

Member of the "Century Line" with Syl Apps and Jean Pronovost ... Had career-high 43 goals, 82 points in 1973-74 ... Topped 30-goal mark three times ... Scored 134 goals in four seasons from 1972-76 ... Won NHL's Masterton Trophy for dedication and perseverance in 1973 ... Career totals

of 140 goals, 166 assists, 306 points in 328 games.

OPENERS

HOME (25-13-9)

Oct. 9, 2014	vs. Anaheim	6-4	W
Oct. 3, 2013	vs. New Jersey	3-0	W
Jan. 23, 2013	vs. Toronto	2-5	L
Oct. 11, 2011	vs. Florida	4-2	W
Oct. 7, 2010	vs. Philadelphia	2-3	L
Oct. 2, 2009	vs. NY Rangers	3-2	W
Oct. 11, 2008	vs. New Jersey	1-2	L*
Oct. 6, 2007	vs. Anaheim	5-4	W
Oct. 5, 2006	vs. Philadelphia	4-0	W
Oct. 8, 2005	vs. Boston	6-7	L*
Oct. 10, 2003	vs. Los Angeles	0-3	L
Oct. 10, 2002	vs. Toronto	0-6	L
Oct. 10, 2001	vs. Colorado	1-3	L
Oct. 13, 2000	vs. Tampa Bay	3-2	W
Oct. 8, 1999	vs. Colorado	3-3	T*
Oct. 17, 1998	vs. NY Rangers	3-3	T*
Oct. 1, 1997	vs. Los Angeles	3-3	T*
Oct. 5, 1996	vs. Tampa Bay	3-4	L*
Oct. 7, 1995	vs. Toronto	8-3	W
Jan. 27, 1995	vs. Ottawa	5-4	W
Oct. 7, 1993	vs. Montreal	2-1	W*
Oct. 6, 1992	vs. Philadelphia	3-3	T*
Oct. 6, 1991	vs. Philadelphia	2-2	T*
Oct. 7, 1990	vs. New Jersey	7-4	W
Oct. 10, 1989	vs. Winnipeg	5-1	W
Oct. 11, 1988	vs. Washington	8-7	W
Oct. 13, 1987	vs. Buffalo	8-3	W
Oct. 9, 1986	vs. Washington	5-4	W
Oct. 10, 1985	vs. Montreal	3-5	L
Oct. 17, 1984	vs. Vancouver	4-3	W
Oct. 8, 1983	vs. NY Rangers	1-6	L
Oct. 9, 1982	vs. NY Rangers	3-5	L
Oct. 10, 1981	vs. Quebec	2-1	W
Oct. 11, 1980	vs. Winnipeg	5-4	W
Oct. 10, 1979	vs. Winnipeg	4-2	W
Oct. 11, 1978	vs. Toronto	2-3	L
Oct. 12, 1977	vs. St. Louis	4-2	W
Oct. 6, 1976	vs. Vancouver	9-5	W
Oct. 11, 1975	vs. Washington	7-5	W

Season Openers in **Bold** *= overtime game
RECORD IN SEASON OPENERS (22-19-6)

ROAD (21-18-8)

Oct. 11, 2014	at Toronto	5-2	W
Oct. 11, 2013	at Florida	3-6	L
Jan. 19, 2013	at Philadelphia	3-1	W
Oct. 6, 2011	at Vancouver	4-3	W*
Oct. 11, 2010	at New Jersey	3-1	W
Oct. 3, 2009	at NY Islanders	4-3	W*
Oct. 20, 2008	at Boston	2-1	W*
Oct. 5, 2007	at Carolina	1-4	L
Oct. 12, 2006	at NY Rangers	6-5	W
Oct. 5, 2005	at New Jersey	1-5	L
Oct. 11, 2003	at Philadelphia	3-3	T*
Oct. 14, 2002	at Toronto	5-4	W
Oct. 14, 2001	at Buffalo	1-4	L
Oct. 19, 2000	at Ottawa	3-3	T*
Oct. 1, 1999	at Dallas	4-6	L
Oct. 10, 1998	at NY Islanders	4-3	W
Oct. 3, 1997	at Carolina	4-3	W
Oct. 8, 1996	at Hartford	3-7	L
Oct. 9, 1995	at Colorado	6-6	T*
Jan. 20, 1995	at Tampa Bay	5-3	W
Oct. 5, 1993	at Philadelphia	3-4	L
Oct. 10, 1992	at Montreal	3-3	T*
Oct. 4, 1991	at Buffalo	5-4	W
Oct. 5, 1990	at Washington	7-4	W
Oct. 5, 1989	at Boston	4-5	L
Oct. 7, 1988	at Washington	6-4	W
Oct. 8, 1987	at NY Rangers	4-4	T*
Oct. 12, 1986	at Chicago	4-1	W
Oct. 16, 1985	at Chicago	5-5	T*
Oct. 11, 1984	at Boston	3-4	L
Oct. 4, 1983	at St. Louis	3-5	L
Oct. 5, 1982	at New Jersey	3-3	T
Oct. 6, 1981	at St. Louis	2-6	L
Oct. 9, 1980	at Philadelphia	4-7	L
Oct. 14, 1979	at Boston	4-1	W
Oct. 12, 1978	at Boston	2-8	L
Oct. 14, 1977	at Washington	1-2	L
Oct. 7, 1976	at Montreal	1-10	L
Oct. 7, 1975	at Washington	4-2	W

2000 Season Opener played against Nashville in Japan (3-1 loss)
 2008 Season Opener played against Ottawa in Sweden (4-3 OT win)

HOME (25-13-9)

Oct. 12, 1974	vs. Detroit	7-2	W
Oct. 13, 1973	vs. NY Rangers	2-8	L
Oct. 7, 1972	vs. Los Angeles	4-2	W
Oct. 9, 1971	vs. Philadelphia	3-2	W
Oct. 10, 1970	vs. Buffalo	1-2	L
Oct. 11, 1969	vs. California	2-2	T
Oct. 12, 1968	vs. Montreal	1-1	T
Oct. 11, 1967	vs. Montreal	1-2	L

Season Openers in **Bold** *= overtime game
RECORD IN SEASON OPENERS (22-19-6)

ROAD (21-18-8)

Oct. 9, 1974	at Minnesota	4-2	W
Oct. 12, 1973	at Atlanta	4-3	W
Oct. 11, 1972	at St. Louis	5-2	W
Oct. 10, 1971	at Buffalo	1-2	L
Oct. 15, 1970	at Minnesota	2-4	L
Oct. 19, 1969	at Boston	0-4	L
Oct. 16, 1968	at Toronto	2-2	T
Oct. 13, 1967	at St. Louis	3-1	W

2000 Season Opener played against Nashville in Japan (3-1 loss)
 2008 Season Opener played against Ottawa in Sweden (4-3 OT win)

SEASON RECORDS

OVERALL

SEASON	GP	W	L	T	OTL	OT	PTS	GF	GA	FINISHED
1967-68	74	27	34	13	--	--	67	195	216	5th, West
1968-69	76	20	45	11	--	--	51	189	252	5th, West
1969-70	76	26	38	12	--	--	64	182	238	2nd, West
1970-71	78	21	37	20	--	--	62	221	240	6th, West
1971-72	78	26	38	14	--	--	66	220	258	4th, West
1972-73	78	32	37	9	--	--	73	257	265	5th, West
1973-74	78	28	41	9	--	--	65	242	273	5th, West
1974-75	80	37	28	15	--	--	89	326	289	3rd, Norris
1975-76	80	35	33	12	--	--	82	339	303	3rd, Norris
1976-77	80	34	33	13	--	--	81	240	252	3rd, Norris
1977-78	80	25	37	18	--	--	68	254	321	4th, Norris
1978-79	80	36	31	13	--	--	85	281	279	2nd, Norris
1979-80	80	30	37	13	--	--	73	251	303	3rd, Norris
1980-81	80	30	37	13	--	--	73	302	345	3rd, Norris
1981-82	80	31	36	13	--	--	75	310	337	4th, Patrick
1982-83	80	18	53	9	--	--	45	257	394	6th, Patrick
1983-84	80	16	58	6	--	--	38	254	390	6th, Patrick
1984-85	80	24	51	5	--	--	53	276	385	6th, Patrick
1985-86	80	34	38	8	--	--	76	313	305	5th, Patrick
1986-87	80	30	38	12	--	--	72	297	290	5th, Patrick
1987-88	80	36	35	9	--	--	81	319	316	6th, Patrick
1988-89	80	40	33	7	--	--	87	347	349	2nd, Patrick
1989-90	80	32	40	8	--	--	72	318	359	5th, Patrick
1990-91	80	41	33	6	--	--	88	342	305	1st, Patrick
1991-92	80	39	32	9	--	--	87	343	308	3rd, Patrick
1992-93	84	56	21	7	--	--	119	367	268	1st, Patrick
1993-94	84	44	27	13	--	--	101	299	285	1st, Northeast
1994-95	48	29	16	3	--	--	61	181	158	2nd, Northeast
1995-96	82	49	29	4	--	--	102	362	284	1st, Northeast
1996-97	82	38	36	8	--	--	84	285	280	2nd, Northeast
1997-98	82	40	24	18	--	--	98	228	188	1st, Northeast
1998-99	82	38	30	14	--	--	90	242	225	3rd, Atlantic

OVERALL

SEASON	GP	W	L	T	OTL	OT	PTS	GF	GA	FINISHED
1999-00	82	37	31	8	6	--	88	241	236	3rd, Atlantic
2000-01	82	42	28	9	3	--	96	281	256	3rd, Atlantic
2001-02	82	28	41	8	5	--	69	198	249	5th, Atlantic
2002-03	82	27	44	6	5	--	65	189	255	5th, Atlantic
2003-04	82	23	47	8	4	--	58	190	303	5th, Atlantic
2005-06	82	22	46	--	--	14	58	243	310	5th, Atlantic
2006-07	82	47	24	--	--	11	105	267	240	2nd, Atlantic
2007-08	82	47	27	--	--	8	102	240	212	1st, Atlantic
2008-09	82	45	28	--	--	9	99	258	233	2nd, Atlantic
2009-10	82	47	28	--	--	7	101	249	235	2nd, Atlantic
2010-11	82	49	25	--	--	8	106	228	196	2nd, Atlantic
2011-12	82	51	25	--	--	6	108	273	218	2nd, Atlantic
2012-13	48	36	12	--	--	0	72	162	119	1st, Atlantic
2013-14	82	51	24	--	--	7	109	242	204	1st, Metropolitan
2014-15	82	43	27	--	--	12	98	217	204	4th, Metropolitan

HOME

SEASON	GP	W	L	T	OT	RT	PTS
1967-68	37	15	12	10	--	--	40
1968-69	38	12	20	6	--	--	30
1969-70	38	17	13	8	--	--	42
1970-71	39	18	12	9	--	--	45
1971-72	39	18	15	6	--	--	42
1972-73	39	24	11	4	--	--	52
1973-74	39	15	18	6	--	--	36
1974-75	40	25	5	10	--	--	60
1975-76	40	23	11	6	--	--	52
1976-77	40	22	12	6	--	--	50
1977-78	40	16	15	9	--	--	41
1978-79	40	23	12	5	--	--	51
1979-80	40	20	13	7	--	--	47
1980-81	40	21	16	3	--	--	45
1981-82	40	21	11	8	--	--	50
1982-83	40	14	22	4	--	--	32
1983-84	40	7	29	4	--	--	18
1984-85	40	17	20	3	--	--	37
1985-86	40	20	15	5	--	--	45
1986-87	40	19	15	6	--	--	44
1987-88	40	22	12	6	--	--	50
1988-89	40	24	13	3	--	--	51
1989-90	40	22	15	3	--	--	47
1990-91	40	25	12	3	--	--	53
1991-92	40	21	13	6	--	--	48
1992-93	42	32	6	4	--	--	68
1993-94	42	25	9	8	--	--	58
1994-95	24	18	5	1	--	--	37
1995-96	41	32	9	0	--	--	64
1996-97	41	25	11	5	--	--	55
1997-98	41	21	10	10	--	--	52
1998-99	41	21	10	10	--	--	52
1999-00	41	23	11	7	--	0	53
2000-01	41	24	15	2	--	0	50
2001-02	41	16	20	4	--	1	37
2002-03	41	15	22	2	--	2	34
2003-04	41	13	22	6	--	0	32
2005-06	41	12	21	--	8	--	32
2006-07	41	26	10	--	5	--	57
2007-08	41	26	10	--	5	--	57
2008-09	41	25	13	--	3	--	53

HOME

SEASON	GP	W	L	T	OT	RT	PTS
2009-10	41	25	12	--	4	--	54
2010-11	41	25	14	--	2	--	52
2011-12	41	29	10	--	2	--	60
2012-13	24	18	6	--	0	--	36
2013-14	41	28	9	--	4	--	60
2014-15	41	23	14	--	4	--	50

ROAD

SEASON	GP	W	L	T	OT	RT	PTS
1967-68	37	12	22	3	--	--	27
1968-69	38	8	25	5	--	--	21
1969-70	38	9	25	4	--	--	22
1970-71	39	3	25	11	--	--	17
1971-72	39	8	23	8	--	--	24
1972-73	39	8	26	5	--	--	21
1973-74	39	13	23	3	--	--	29
1974-75	40	12	23	5	--	--	29
1975-76	40	12	22	6	--	--	30
1976-77	40	12	21	7	--	--	31
1977-78	40	9	22	9	--	--	27
1978-79	40	13	19	8	--	--	34
1979-80	40	10	24	6	--	--	26
1980-81	40	9	21	10	--	--	28
1981-82	40	10	25	5	--	--	25
1982-83	40	4	31	5	--	--	13
1983-84	40	9	29	2	--	--	20
1984-85	40	7	31	2	--	--	16
1985-86	40	14	23	3	--	--	31
1986-87	40	11	23	6	--	--	28
1987-88	40	14	23	3	--	--	31
1988-89	40	16	20	4	--	--	36
1989-90	40	10	25	5	--	--	25
1990-91	40	16	21	3	--	--	35
1991-92	40	18	19	3	--	--	39
1992-93	42	24	15	3	--	--	51
1993-94	42	19	18	5	--	--	43
1994-95	24	11	11	2	--	--	24
1995-96	41	17	20	4	--	--	38
1996-97	41	13	25	3	--	--	29
1997-98	41	19	14	8	--	--	46
1998-99	41	17	20	4	--	--	38
1999-00	41	14	20	1	--	6	35
2000-01	41	18	13	7	--	3	46
2001-02	41	12	21	4	--	4	32
2002-03	41	12	22	4	--	3	31
2003-04	41	10	25	2	--	4	26
2005-06	41	10	25	--	6	--	26
2006-07	41	21	14	--	6	--	48
2007-08	41	21	17	--	3	--	45
2008-09	41	20	15	--	6	--	46

ROAD

SEASON	GP	W	L	T	OT	RT	PTS
2009-10	41	22	16	--	3	--	47
2010-11	41	24	11	--	6	--	54
2011-12	41	22	15	--	4	--	48
2012-13	24	18	6	--	0	--	36
2013-14	41	23	15	--	3	--	49
2014-15	41	20	13	--	8	--	48

FORMER PENGUINS

FORWARDS/DEFENSEMEN

Player	POS	#	YEARS	REGULAR SEASON					PLAYOFFS				
				GP	G	A	PTS	PIM	GP	G	A	PTS	PIM
A													
Ramzi Abid	LW	34/19	2003-04	19	3	2	5	29	--	--	--	--	--
Craig Adams	C	27	2009-15	453	18	53	71	300	77	7	5	12	64
Peter Ahola	D	6	1992-93	22	0	1	1	14	--	--	--	--	--
Brad Aitken	LW	17/35	1987-88/ 90-91	11	1	2	3	25	--	--	--	--	--
Peter Allen	D	39/38	1995-96	8	0	0	0	8	--	--	--	--	--
Russ Anderson	D	7	1976-82	353	15	77	92	684	10	0	3	3	28
Paul Andrea	RW	22	1967-69	90	18	27	45	4	--	--	--	--	--
Greg Andrusak	D	4/36/37/ 28/49	1993-96/ 1999	19	0	5	5	12	12	1	0	1	6
Lou Angotti	C	7	1968-69	71	17	20	37	36	--	--	--	--	--
Shawn Antoski	LW	11	1996	13	0	0	0	49	--	--	--	--	--
Syl Apps	C	26	1970-78	495	151	349	500	241	19	4	4	8	23
John Arbour	D	3	1968-69	17	0	2	2	35	--	--	--	--	--
Mark Arcobello	C	26	2015	10	0	2	2	2	--	--	--	--	--
Colby Armstrong	RW	20	2005-08	181	37	61	98	175	5	0	1	1	11
Chuck Arnason	RW	9	1973-76	149	46	40	86	50	9	2	4	6	4
Arron Asham	RW	45	2010-12	108	10	17	27	122	10	3	1	4	12
Don Awrey	D	24	1976-77	79	1	12	13	40	3	0	1	1	0
B													
Wayne Babych	RW	10/26	1984-85	67	20	34	54	35	--	--	--	--	--
Matthew Barnaby	RW	36	1999-01	129	15	18	33	399	24	0	2	2	64
Stu Barnes	C	20/14	1996-99	204	67	69	136	66	11	3	4	7	2
Doug Barrie	D	23	1968-69	8	1	1	2	8	--	--	--	--	--
Len Barrie	C	9	1994-96	53	3	11	14	84	4	1	0	1	8
Andy Bathgate	RW	9	1967-68/ 70-71	150	35	68	103	89	--	--	--	--	--
Nolan Baumgartner	D	6	2003	5	0	0	0	2	--	--	--	--	--
Paul Baxter	D	4	1980-83	202	25	69	94	851	10	0	1	1	42
Kris Beech	C	16/24	2001-04/ 2008	100	10	17	27	59	--	--	--	--	--
Roger Belanger	C	24	1984-85	44	3	5	8	32	--	--	--	--	--
Neil Belland	D	22	1986-87	3	0	1	1	0	--	--	--	--	--
Harvey Bennett	C	28	1974-75	32	3	3	6	53	--	--	--	--	--
Josef Beranek	LW	15/18	1996-97/ 00-01	91	16	19	35	65	29	0	5	5	8
Drake Berehowsky	D	6/44/55	1995-96/ 03-04	52	5	16	21	63	1	0	0	0	0
Yves Bergeron	RW	20/27	1974-75/ 76-77	3	0	0	0	0	--	--	--	--	--

Player	POS	#	YEARS	REGULAR SEASON					PLAYOFFS				
				GP	G	A	PTS	PIM	GP	G	A	PTS	PIM
Marc Bergevin	D	3/25	2000-01/ 02-03/ 03-04	157	4	17	21	89	12	0	1	1	2
Stefan Bergkvist	D	33/3	1995-97	7	0	0	0	9	4	0	0	0	2
Rick Berry	D	6	2002	13	0	2	2	21	--	--	--	--	--
Nick Beverley	D	25	1973-74	67	2	14	16	21	--	--	--	--	--
Wayne Bianchin	LW	14	1973-79	264	68	41	109	130	3	0	1	1	6
Larry Bignell	D	23/24	1973-75	20	0	3	3	2	3	0	0	0	2
Paul Bissonnette	D/RW	67/16	2008-09	15	0	1	1	22	--	--	--	--	--
Scott Bjugstad	RW	27	1988-89	24	3	0	3	4	--	--	--	--	--
Bob Blackburn	D	4	1969-71	124	8	12	20	105	6	0	0	0	4
Tom Bladon	D	2	1978-80	135	6	29	35	99	8	0	5	5	2
Mike Blaisdell	RW	26	1985-87	76	16	15	31	38	--	--	--	--	--
Doug Bodger	D	3/33	1984-88	299	35	132	167	292	--	--	--	--	--
Eric Boguniecki	RW	18/23	2005-06	38	5	6	11	29	--	--	--	--	--
Patrick Boileau	D	5	2003-04	16	3	4	7	8	--	--	--	--	--
Leo Boivin	D	2	1967-69	114	14	26	40	100	--	--	--	--	--
Brian Bonin	C	17	1999	5	0	0	0	0	3	0	0	0	0
Dennis Bonvie	RW	16	1999-01	31	0	0	0	80	--	--	--	--	--
Robert Bortuzzo	D	41	2011-15	113	4	16	20	171	8	0	1	1	4
Joel Bouchard	D	39	2003	7	0	1	1	0	--	--	--	--	--
Philippe Boucher	D	43	2008-09	25	3	3	6	24	9	1	3	4	4
Bob Boughner	D	6	2000-01	69	2	3	5	216	29	0	3	3	37
Chris Bourque	LW	12	2009	20	0	3	3	10	--	--	--	--	--
Phil Bourque	LW/D	2/4/29	1983-84/ 85-92	344	75	89	164	435	56	13	12	25	107
Pat Boutette	LW	15	1981-84	247	65	109	174	548	5	3	1	4	8
Zach Boychuk	LW	17	2013	7	0	0	0	2	--	--	--	--	--
Randy Boyd	D	8	1981-83	84	4	17	21	126	3	0	0	0	11
Wally Boyer	C	18	1968-72	203	32	62	94	81	10	1	2	3	0
Matt Bradley	RW	8	2003-04	82	7	9	16	65	--	--	--	--	--
Tim Brent	C	47	2008	1	0	0	0	0	--	--	--	--	--
Andy Brickley	LW	23	1983-85	95	25	35	60	19	--	--	--	--	--
Michel Briere	C	21	1969-70	76	12	32	44	20	10	5	3	8	17
Doug Brown	RW	24	1993-95	77	18	37	55	18	6	0	0	0	2
Greg Brown	D	34	1993-94	36	3	8	11	28	6	0	1	1	4
Rob Brown	RW	44	1987-91/ 97-00	414	150	192	342	392	41	9	10	19	34
Kelly Buchberger	RW	7	2003-04	71	1	3	4	109	--	--	--	--	--
Mike Bullard	C	22	1980-86	382	185	175	360	388	9	4	4	8	4
Ted Bulley	LW	26/24	1983-84	26	3	2	5	12	--	--	--	--	--
Charlie Burns	C	9	1968-69	76	13	38	51	22	--	--	--	--	--
Robin Burns	LW	25/20/10	1970-73	41	0	5	5	32	--	--	--	--	--
Dave Burrows	D	4/8	1971-78/ 80-82	573	24	108	132	301	20	1	3	4	16
Rod Buskas	D	7	1982-89/ 1990	431	16	48	64	959	10	0	0	0	23
Sven Butenschon	D	48/22	1997-2001	33	0	1	1	14	--	--	--	--	--

Player	POS	#	YEARS	REGULAR SEASON					PLAYOFFS				
				GP	G	A	PTS	PIM	GP	G	A	PTS	PIM
C													
Eric Cairns	D	33	2006-07	28	1	0	1	92	--	--	--	--	--
Jock Callander	RW	14/36	1987-90/ 91-92	101	21	28	49	114	22	3	8	11	12
Colin Campbell	D	6	1974-76/ 77-79	243	14	52	66	517	19	2	7	9	51
Dave Capuano	RW	15	1989-90	6	0	0	0	2	--	--	--	--	--
Luca Caputi	LW	61/39	2009-10	9	2	1	3	6	--	--	--	--	--
Steve Cardwell	LW	15/20	1970-73	53	9	11	20	35	4	0	0	0	2
Randy Carlyle	D	25	1978-84	397	66	257	323	582	22	6	8	14	41
Gene Carr	C	28	1977-78	70	17	37	54	76	--	--	--	--	--
Tom Cassidy	C	25/11	1977	26	3	4	7	15	--	--	--	--	--
Jay Caulfield	RW	16	1988-93	194	3	7	10	714	14	0	0	0	30
John Chabot	C	9	1984-87	216	36	98	134	26	--	--	--	--	--
Blair Chapman	RW	9	1976-79	227	48	51	99	71	10	2	1	3	9
Todd Charlesworth	D	2/6/27/34	1983-88	86	3	9	12	41	--	--	--	--	--
Marc Chorney	D	16/24	1980-83	139	5	18	23	151	7	0	1	1	2
Taylor Chorney	D	44	2014-15	7	0	0	0	0	5	0	0	0	2
Tom Chorske	LW	17	1999-00	33	1	5	6	2	--	--	--	--	--
Erik Christensen	C	16	2005-08	143	33	33	66	88	4	0	0	0	6
Jeff Christian	LW	34/28/72	1995-97	15	2	2	4	15	--	--	--	--	--
Jeff Chychrun	D	6	1992	18	0	1	1	37	--	--	--	--	--
Kim Clackson	D	6	1979-80	45	0	3	3	166	3	0	0	0	37
Paul Coffey	D	77	1987-92	331	108	332	440	573	23	4	22	26	37
Blake Comeau	LW	17	2014-15	61	16	15	31	65	5	1	0	1	8
Mike Comrie	C	19	2010-11	21	1	5	6	18	--	--	--	--	--
Chris Conner	RW	16/18/23	2009-11; 13-14	87	13	11	24	12	8	1	0	1	0
Matt Cooke	LW	24	2008-13	352	67	83	150	416	58	5	16	21	95
Rene Corbet	LW	9	2000-01	47	9	9	18	57	24	2	1	3	21
Mike Corrigan	LW	27	1976-78	98	22	39	61	46	2	0	0	0	0
Jacques Cossette	RW	20/27	1975-76/ 77-79	64	8	6	14	29	3	0	1	1	4
Ryan Craig	C	23	2011	6	0	0	0	22	--	--	--	--	--
Cory Cross	D	4	2006	6	0	1	1	6	--	--	--	--	--
Bruce Crowder	RW	28	1984-85	26	4	7	11	23	--	--	--	--	--
Greg Crozier	LW	32	2000-01	1	0	0	0	0	--	--	--	--	--
John Cullen	C	11	1988-91/ 94-95	262	88	184	272	399	20	3	8	11	36
Randy Cunneyworth	LW	15	1985-89	295	101	115	216	513	11	3	5	8	26
D													
Matt D'Agostini	RW	22	2013	8	0	1	1	4	--	--	--	--	--
Chris Dahlquist	D	2/4	1985-90	195	10	26	36	219	2	0	0	0	0
Alexandre Daigle	RW	11	2002-03	33	4	3	7	8	--	--	--	--	--
J.J. Daigneault	D	36	1996-97	66	6	17	23	59	17	1	9	10	36
Jeff Daniels	LW	43/18/20	1990-94	134	8	11	19	36	12	3	2	5	0
Kim Davis	LW	16/22/30	1977-81	34	5	7	12	47	4	0	0	0	0
Billy Dea	LW	14	1967-69	139	26	20	46	12	--	--	--	--	--

Player	POS	#	YEARS	REGULAR SEASON					PLAYOFFS				
				GP	G	A	PTS	PIM	GP	G	A	PTS	PIM
Nelson DeBenedet	LW	23	1974-75	31	6	3	9	11	--	--	--	--	--
Dean DeFazio	LW	12	1983-84	22	0	2	2	28	--	--	--	--	--
Gilbert Delorme	D	27	1989-90	54	3	7	10	44	--	--	--	--	--
Ab DeMarco	D	5	1974	42	9	13	22	8	--	--	--	--	--
Larry Depalma	LW	12	1993-94	7	1	0	1	5	1	0	0	0	0
Simon Despres	D	47	2011-15	144	5	28	33	120	6	0	0	0	2
Bob Dillabough	LW	15	1967-68	61	7	12	19	20	--	--	--	--	--
Gord Dineen	D	5	1988-92	117	2	10	12	173	11	0	2	2	8
Bobby Dollas	D	8	1998-99/ 2001	75	2	8	10	64	13	1	0	1	6
Robert Dome	C/LW	15/59	1997-2000	52	7	7	14	12	--	--	--	--	--
Shean Donovan	RW	18	2002-03	65	6	6	12	34	--	--	--	--	--
Steve Downie	RW	23	2014-15	72	14	14	28	238	5	0	2	2	4
Nick Drazenovic	C	40	2014	1	0	0	0	2	--	--	--	--	--
Justin Duberman	RW	37	1994	4	0	0	0	0	--	--	--	--	--
Ron Duguay	RW	10/35	1986-87	53	11	20	31	36	--	--	--	--	--
Micki DuPont	D	47	2006	3	0	1	1	4	--	--	--	--	--
Steve Durbano	D	7	1974-76	66	4	23	27	309	--	--	--	--	--
Steve Dykstra	D	22	1988-89	65	1	6	7	126	1	0	0	0	2
Joe Dziedzic	LW	16	1995-97	128	14	14	28	131	21	1	3	4	23
E													
Mike Eastwood	C	20	2003-04	82	4	15	19	40	--	--	--	--	--
Mark Eaton	D	3/7/4	2006- 10/2013	241	7	24	31	86	50	4	9	13	14
Andrew Ebbett	C	25	2013-15	33	1	6	7	2	--	--	--	--	--
Darryl Edestrand	D	25	1970-73	158	25	47	72	140	4	0	2	2	0
Tom Edur	D	2	1977-78	58	5	38	43	18	--	--	--	--	--
Christian Ehrhoff	D	10	2014-15	49	3	11	14	26	--	--	--	--	--
Nils Ekman	LW	28	2006-07	34	6	9	15	24	1	0	0	0	0
Shane Endicott	C	41/23/14	2001-02/ 05-06	45	1	2	3	47	--	--	--	--	--
Deryk Engelland	D	5	2009-14	243	13	34	47	308	13	0	1	1	22
Bryan Erickson	RW	14	1988	11	1	4	5	0	--	--	--	--	--
Bob Errey	LW	10/12	1983-93	572	132	140	272	651	49	9	4	13	51
F													
Pat Falloon	RW	14	2000	30	4	9	13	10	10	1	0	1	2
Rico Fata	LW	19/9	2003-05	120	21	26	47	74	--	--	--	--	--
Mario Faubert	D	5/24/28	1974-78/ 79-82	231	21	90	111	222	10	2	2	4	6
Ruslan Fedotenko	LW	26	2008-10	145	27	42	69	94	30	7	7	14	8
Tony Feltrin	D	33	1980-83	38	3	3	6	44	--	--	--	--	--
Andrew Ference	D	7	1999-03	163	11	25	36	157	18	3	7	10	16
George Ferguson	RW	11	1978-83	310	89	106	195	162	22	4	11	15	13
Chris Ferraro	RW	47/57	1997-98	46	3	4	7	43	--	--	--	--	--
Peter Ferraro	RW	45/17	1997-98	29	3	4	7	12	--	--	--	--	--
Jonathan Filewich	RW	38/34	2007-08	5	0	0	0	10	--	--	--	--	--
Rusty Fitzgerald	LW	34/52	1994-96	25	2	2	4	12	5	0	0	0	4

Player	POS	#	YEARS	REGULAR SEASON					PLAYOFFS				
				GP	G	A	PTS	PIM	GP	G	A	PTS	PIM
John Flesch	LW	11	1978	29	7	5	12	19	--	--	--	--	--
Ron Flockhart	C	9	1983-84	80	27	23	50	44	--	--	--	--	--
Dan Focht	D	4	2003-04	64	2	6	8	124	--	--	--	--	--
Bryan Fogarty	D	33	1992-93	12	0	4	4	4	--	--	--	--	--
Val Fonteyne	LW	8	1967-72	349	39	82	121	4	14	0	2	2	2
Corey Foster	D	36/4	1995-96	11	2	2	4	2	3	0	0	0	4
Greg Fox	D	4/2	1983-85	75	4	10	14	92	--	--	--	--	--
Ron Francis	C	9/10	1991-98	533	164	449	613	295	97	32	68	100	67
Dan Frawley	RW	28	1985-90	240	33	37	70	610	--	--	--	--	--
G													
Maxim Galanov	D	47	1998-99	51	4	3	7	14	1	0	0	0	0
Perry Ganchar	RW	20/8	1987-89	33	2	5	7	36	--	--	--	--	--
Paul Gardner	C	20/30	1980-84	207	98	105	203	105	10	2	5	7	10
Rob Garner	C	24	1982-83	1	0	0	0	0	--	--	--	--	--
Steve Gatzos	RW	26/28	1981-85	89	15	20	35	83	1	0	0	0	0
Robert Geale	C	28	1984-85	1	0	0	0	2	--	--	--	--	--
Brian Gibbons	C	49	2013-14	41	5	12	17	6	8	2	1	3	2
Lee Giffin	RW	11/17/34	1986-88	27	1	3	4	9	--	--	--	--	--
Ed Gilbert	C	23	1976	45	1	1	2	0	--	--	--	--	--
Stan Gilbertson	LW	15	1975-77	115	19	17	36	19	3	1	1	2	2
Randy Gilhen	C	15/19	1989-91	133	20	21	41	105	16	1	0	1	14
Hal Gill	D	2	2008-09	80	3	11	14	69	44	0	3	3	18
Bob Gladney	D	33	1983-84	13	1	5	6	2	--	--	--	--	--
Tanner Glass	LW	15	2013-14	115	5	10	15	152	13	1	0	1	8
Marcel Goc	C	57	2014-15	55	2	6	8	8	9	0	1	1	4
Eric Godard	RW	28	2008-11	135	3	7	10	352	--	--	--	--	--
Dave Goertz	D	32	1987-88	2	0	0	0	2	--	--	--	--	--
Alex Goligoski	D	67/13/3	2008-11	177	23	67	90	68	15	2	8	10	2
Sergei Gonchar	D	55	2005-10	322	54	205	259	313	60	7	37	44	26
Steve Gotaas	C	16	1987-88	36	5	6	11	45	--	--	--	--	--
Pat Graham	LW	24	1981-83	62	7	13	20	71	4	0	0	0	2
Tuomas Gronman	D	42	1997-99	22	1	2	3	25	1	0	0	0	0
Scott Gruhl	LW	38	1987-88	6	1	0	1	0	--	--	--	--	--
Nate Guenin	D	2	2009	2	0	0	0	0	--	--	--	--	--
Bill Guerin	RW	13	2009-10	95	26	31	57	93	35	11	13	24	17
H													
Vic Hadfield	LW	11	1974-77	163	61	79	140	118	12	5	2	7	11
Anders Hakansson	LW	11	1982-83	62	9	12	21	26	--	--	--	--	--
Adam Hall	C	18/28	2007-08	46	2	4	6	24	17	3	1	4	8
Jim Hamilton	LW	13/23/28	1978-85	95	14	18	32	28	6	3	0	3	0
Dave Hannan	C	20/32	1981-88/ 88-89	355	60	88	148	530	8	0	1	1	4
Nick Harbaruk	RW	11	1969-73	308	40	61	101	257	14	3	1	4	20
Scott Harrington	D	6	2014-15	10	0	0	0	4	--	--	--	--	--
Billy Harris	C	15	1968-69	54	7	13	20	8	--	--	--	--	--
Kevin Hatcher	D	4	1996-99	220	45	95	140	193	24	4	4	8	20

Player	POS	#	YEARS	REGULAR SEASON					PLAYOFFS				
				GP	G	A	PTS	PIM	GP	G	A	PTS	PIM
Greg Hawgood	D	4	1994-95	33	2	6	8	33	1	0	0	0	0
Shawn Heins	D	57	2003	27	1	1	2	33	--	--	--	--	--
Bryan Hextall	C	7	1969-74	335	71	115	186	498	14	0	3	3	43
Billy Hicke	RW	9	1971	12	2	0	2	6	--	--	--	--	--
Alex Hicks	C	33	1996-98	113	12	28	40	130	11	0	1	1	4
Wayne Hicks	RW	16	1967-68	15	4	7	11	2	--	--	--	--	--
Andy Hilbert	C	9	2006	19	7	11	18	16	--	--	--	--	--
Randy Hillier	D	23/34	1984-91	343	13	79	92	594	17	0	1	1	73
Todd Hlushko	LW	28	1999	--	--	--	--	--	2	0	0	0	0
Brian Holzinger	C	15	2002-03	70	7	17	24	44	--	--	--	--	--
Marian Hossa	RW	18	2008	12	3	7	10	6	20	12	14	26	12
Tim Horton	D	3/24	1971-72	44	2	9	11	40	4	0	1	1	2
Greg Hotham	D	6	1982-85	170	11	63	74	118	5	0	3	3	6
Jan Hrdina	C	38	1998-03	366	79	148	227	215	40	10	14	24	22
Jiri Hrdina	C	38	1990-92	93	9	27	36	29	35	2	4	6	22
Tim Hrynewich	LW	28	1982-84	55	6	8	14	82	--	--	--	--	--
Lex Hudson	D	5	1978-79	2	0	0	0	0	2	0	0	0	0
Mike Hudson	C	14/16	1995	40	2	9	11	34	11	0	0	0	6
Pat Hughes	RW	24	1979-81	134	28	23	51	239	5	0	0	0	21
Dave Hunter	LW	20	1987-88	59	11	18	29	77	--	--	--	--	--
Matt Hussey	C	49/7/28	2004-05	16	2	2	4	0	--	--	--	--	--
Andrew Hutchinson	D	8	2010	5	0	1	1	6	--	--	--	--	--
I													
Jarome Iginla	RW	12	2013	13	5	6	11	9	15	4	8	12	16
Victor Ignatjev	D	46/23	1998-99	11	0	1	1	6	1	0	0	0	2
Earl Ingarfield	C	10	1967-69	90	23	37	60	16	--	--	--	--	--
J													
Ric Jackman	D	55/22	2004-06	74	13	39	52	60	--	--	--	--	--
Jaromir Jagr	RW	68	1990-01	806	439	640	1079	593	140	65	82	147	121
John Jakopin	D	23	2000-01	19	0	4	4	42	--	--	--	--	--
Connor James	LW	36	2007-09	14	1	0	1	2	--	--	--	--	--
Arto Javanainen	RW	19	1984-85	14	4	1	5	2	--	--	--	--	--
Dustin Jeffrey	C	42/15/17	2008-13	100	15	13	28	10	--	--	--	--	--
Grant Jennings	D	3	1991-95	210	7	21	28	357	38	1	1	2	38
Andreas Johansson	C	38	1996-98	77	7	17	24	40	1	0	0	0	0
Mathias Johansson	C	20	2003	12	1	5	6	4	--	--	--	--	--
Greg Johnson	C	20/9	1997	37	8	9	17	16	5	1	0	1	2
Jim Johnson	D	6	1985-90	390	14	95	109	658	11	0	5	5	44
Mark Johnson	C	9	1980-82	136	23	39	62	84	10	4	3	7	6
Nick Johnson	RW	42/38	2010-11	10	2	3	5	7	--	--	--	--	--
Jussi Jokinen	LW	36	2013-14	91	28	40	68	24	21	7	6	13	14
Stan Jonathan	LW	9	1982-83	19	0	3	3	13	--	--	--	--	--
Ron Jones	D	6	1973-74	25	0	3	3	15	--	--	--	--	--
Hans Jonsson	D	8	1999-03	242	10	38	48	92	27	0	1	1	14
Chris Joseph	D	22/23	1987/ 95-96	120	10	28	38	129	25	2	1	3	20

Player	POS	#	YEARS	REGULAR SEASON					PLAYOFFS				
				GP	G	A	PTS	PIM	GP	G	A	PTS	PIM
K													
Mark Kachowski	LW	26	1987-90	64	6	5	11	209	--	--	--	--	--
Sheldon Kannegiesser	D	6/16	1971-73	75	2	6	8	76	--	--	--	--	--
Ladislav Karabin	LW	14/37	1993-94	9	0	0	0	2	--	--	--	--	--
Darius Kasparaitis	D	26/11	1996-02	405	15	68	83	661	38	2	2	4	50
Rick Kehoe	RW	8/17	1974-85	722	312	324	636	88	37	4	17	21	2
Bob Kelly	LW	22	1974-77	250	69	85	154	462	15	6	3	9	23
Tyler Kennedy	RW	48	2007-13	372	76	92	168	181	76	12	15	27	25
Dan Kesa	RW	28/25	1998-99	67	2	8	10	27	13	1	0	1	0
Rick Kessell	C	14/15/23	1969-73	83	2	18	20	4	--	--	--	--	--
Orest Kindrachuk	C	26	1978-81	144	38	80	118	181	7	4	1	5	7
Petr Klima	RW	26/85	1996	9	1	3	4	4	--	--	--	--	--
Rob Klinkhammer	LW	20	2014-15	10	1	2	3	0	--	--	--	--	--
Chuck Kobasew	RW	12	2013-14	33	2	0	2	15	--	--	--	--	--
Konstantin Koltsov	RW	48/71	2003-06	144	12	26	38	50	--	--	--	--	--
George Konik	D	18	1967-68	52	7	8	15	26	--	--	--	--	--
Chris Kontos	C	14	1987-88	67	9	16	25	18	--	--	--	--	--
Tom Kostopoulos	RW	36/37	2001-04	79	10	16	26	76	--	--	--	--	--
Alexei Kovalev	RW	27/72	1998-03/ 2011	365	151	203	354	373	46	12	18	30	50
Milan Kraft	C	14	2000-04	207	41	41	82	52	8	0	0	0	2
Frantisek Kucera	D	26	2001	7	0	2	2	0	--	--	--	--	--
Joel Kwiatkowski	D	6	2007	1	0	0	0	0	--	--	--	--	--
Jim Kyte	D	3	1989-90	57	3	1	4	127	--	--	--	--	--
L													
Yvon Labre	D	15/20	1970-71/ 73-74	37	2	3	5	32	--	--	--	--	--
Dan LaCouture	LW	22/33	2001-03	137	8	13	21	157	5	0	0	0	2
Pete LaFramboise	LW	27	1975-76	35	5	13	18	8	9	1	0	1	0
Jean Guy Lagace	D	23/24	1968-69/ 72-75	106	4	20	24	119	--	--	--	--	--
Ron Lalonde	C	16	1972-74	106	10	20	30	16	--	--	--	--	--
Mitch Lamoureux	C	12	1983-85	70	12	9	21	59	--	--	--	--	--
Robert Lang	C	20	1997-02	345	103	158	261	96	45	7	12	19	6
Ted Lanyon	D	23/5	1967-68	5	0	0	0	4	--	--	--	--	--
Maxim Lapierre	C	40	2015	35	0	2	2	16	5	0	0	0	0
Georges Laraque	RW	27	2007-08	88	4	11	15	159	17	1	2	3	4
Pierre Larouche	C	10	1974-77	240	119	134	253	99	15	2	9	11	2
Brad Lauer	LW	36/14	1995-96	21	4	1	5	6	12	1	1	2	4
Janne Laukkanen	D	5	2000-03	125	11	37	48	82	29	4	6	10	24
Kevin LaVallee	LW	16	1986-87	33	8	20	28	4	--	--	--	--	--
Jamie Leach	RW	20/27	1989-92	60	7	7	14	10	--	--	--	--	--
Steve Leach	RW	23	1999-00	56	2	3	5	24	--	--	--	--	--
Patrick Lebeau	LW	18	1998-99	8	1	0	1	2	--	--	--	--	--
Bill LeCaine	RW	17	1968-69	4	0	0	0	0	--	--	--	--	--
John LeClair	LW	10	2005-06	94	24	34	58	73	--	--	--	--	--
Doug Lecuyer	LW	23	1982	12	1	4	5	12	--	--	--	--	--

Player	POS	#	YEARS	REGULAR SEASON					PLAYOFFS				
				GP	G	A	PTS	PIM	GP	G	A	PTS	PIM
Peter Lee	RW	10	1977-83	431	114	131	245	257	19	0	8	8	4
Guillaume Lefebvre	LW	33/11	2003-06	21	2	4	6	9	--	--	--	--	--
Petteri Lehto	D	8	1984-85	6	0	0	0	4	--	--	--	--	--
Bob Leiter	C	23	1971-72	78	14	17	31	18	4	3	0	3	0
Alain Lemieux	C	11	1986-87	1	0	0	0	0	--	--	--	--	--
Mario Lemieux	C	66	1984-97/ 2000-06	915	690	1033	1723	834	107	76	96	172	87
Jordan Leopold	D	4	2010	20	4	4	8	6	8	0	0	0	2
Francois Leroux	D	30/18	1995-97	165	2	14	16	356	33	1	3	4	34
Mark Letestu	C	38/10	2009-11	85	15	14	29	17	11	0	2	2	0
Pierre-Luc Leblond	RW	32	2014	1	0	0	0	0	--	--	--	--	--
Nick Libett	LW	14	1979-81	121	20	18	38	18	5	1	1	2	0
Willy Lindstrom	RW	19	1985-87	131	24	30	54	36	--	--	--	--	--
Richard Lintner	D	6	2003	19	3	2	5	10	--	--	--	--	--
Troy Loney	LW	26/11/24	1983-93	532	69	100	169	980	66	8	14	22	97
Ross Lonsberry	LW	18	1978-81	236	56	73	129	150	17	2	3	5	13
Darren Lowe	RW	35	1984	8	1	2	3	0	--	--	--	--	--
Bernie Lukowich	RW	11	1973-74	53	9	10	19	32	--	--	--	--	--
Brian Lundberg	D	2	1982-83	1	0	0	0	2	--	--	--	--	--
Ross Lupaschuk	D	34	2002	3	0	0	0	4	--	--	--	--	--
Gilles Lupien	D	2	1980-81	31	0	1	1	34	--	--	--	--	--
Jack Lynch	D	3	1972-74	64	1	25	26	61	--	--	--	--	--
Steve Lyon	D	5	1976-77	3	0	0	0	2	--	--	--	--	--
M													
Lowell MacDonald	LW	15/14/18	1970-78	328	140	166	306	60	15	6	4	10	8
Steve MacIntyre	LW	33	2011-13	13	0	0	0	18	--	--	--	--	--
Norm Maciver	D	37/22	1995	45	2	30	32	38	12	1	4	5	8
Rick MacLeish	LW	7/19	1981-83	46	13	17	30	30	5	1	1	2	0
Al MacNeil	D	3	1967-68	74	2	10	12	58	--	--	--	--	--
Pete Mahovlich	C	20/26	1977-79	117	39	75	114	76	2	0	1	1	0
Greg Malone	C	12	1976-83	495	143	221	364	496	18	3	5	8	32
Ryan Malone	LW	12	2003-08	299	87	82	169	301	25	6	10	16	25
Kent Manderville	C	47/26	2002-03	86	3	5	8	50	--	--	--	--	--
Jimmy Mann	RW	18	1987-88	9	0	0	0	53	--	--	--	--	--
Moe Mantha	D	20	1984-87	232	37	131	168	223	--	--	--	--	--
Paul Marshall	LW	20	1979-80	59	12	12	24	13	1	0	0	0	0
Paul Martin	D	7	2010-15	297	17	92	109	80	43	3	21	24	14
Dwight Mathiasen	RW	11/22/ 24/34	1986-88	33	1	7	8	18	--	--	--	--	--
Dick Mattiussi	LW	5	1967-69	44	0	4	4	32	--	--	--	--	--
Bryan Maxwell	D	16/5	1983-85	89	3	20	23	141	--	--	--	--	--
Pat Mayer	D	32	1987-88	1	0	0	0	4	--	--	--	--	--
Gary McAdam	LW	16	1979-81	140	27	40	67	95	12	3	3	6	9
Andrew McBain	RW	9	1989-90	41	5	9	14	51	--	--	--	--	--
Dunc McCallum	D	6/26	1967-71	185	14	35	49	228	10	1	2	3	12
Kevin McCarthy	D	24/25	1984-85	95	13	26	39	82	--	--	--	--	--
Kevin McClelland	C	18	1981-83	72	8	12	20	139	5	1	1	2	5

Player	POS	#	YEARS	REGULAR SEASON					PLAYOFFS				
				GP	G	A	PTS	PIM	GP	G	A	PTS	PIM
Keith McCreary	LW	10/21	1967-72	292	82	59	141	199	11	0	4	4	6
Ab McDonald	LW	20	1967-68	74	22	21	43	38	--	--	--	--	--
Colin McDonald	RW	38	2012	5	0	0	0	0	--	--	--	--	--
Joe McDonnell	D	2	1984-86	43	2	9	11	22	--	--	--	--	--
Al McDonough	RW	9	1972-74	152	56	74	130	46	4	0	1	1	0
Shawn McEachern	C/LW	15	1991-93/ 94-95	170	53	59	112	78	48	6	11	17	24
Jim McGeough	RW	16/22	1985-87	42	4	10	14	20	--	--	--	--	--
Jay McKee	D	74	2009-10	62	1	9	10	54	5	0	0	0	2
Steve McKenna	LW	23	2001/ 02-04	162	10	3	13	313	--	--	--	--	--
Brian McKenzie	LW	15	1971-72	6	1	1	2	4	--	--	--	--	--
Jim McKenzie	LW	33	1994-95	50	2	1	3	79	8	0	0	0	4
Dave McLlwain	C	19/26	1987-89/ 1996	108	14	14	28	48	9	0	1	1	6
Mike McMahon	D	26	1969-70	12	1	3	4	19	--	--	--	--	--
Bob McManama	D	15	1973-76	99	11	25	36	28	8	0	1	1	6
Marty McSorley	RW/D	4/33	1983-85/ 93-94	134	5	25	30	378	--	--	--	--	--
Mike Meeker	RW	8/16	1978-79	4	0	0	0	5	--	--	--	--	--
Jayson Megna	LW	59	2013-15	48	5	5	10	20	2	0	0	0	0
Ron Meighan	D	5	1982-83	41	2	6	8	16	--	--	--	--	--
Josef Melichar	D	2	2000-07	310	7	33	40	263	5	0	0	0	2
Eric Meloche	RW	72	2001-04	61	8	9	17	32	--	--	--	--	--
Zbynek Michalek	D	4	2010-12	135	7	25	32	54	13	0	2	2	0
Dave Michayluk	LW	34	1992	--	--	--	--	--	7	1	1	2	0
Kevin Miller	C	8	1996	13	6	5	11	4	18	3	2	5	8
Kip Miller	C	37	1998-01	154	26	46	72	38	13	2	7	9	19
Chris Minard	LW	39/32/23	2007-09	35	2	3	5	14	--	--	--	--	--
Dmitri Mironov	D	15	1995-96	87	4	36	40	112	15	0	1	1	10
Carl Mokusak	LW	31	1986-87	3	0	0	0	4	--	--	--	--	--
Hartland Monahan	RW	8	1977-78	7	2	0	2	2	--	--	--	--	--
Dominic Moore	C	18	2006-07	59	6	9	15	46	--	--	--	--	--
Ian Moran	D/RW	37/24	1995-03	433	19	44	63	281	61	1	6	7	20
Aleksey Morozov	RW	95	1997-04	451	84	135	219	98	39	4	5	9	8
Jim Morrison	D	26/27	1969-71	132	5	25	30	72	8	0	3	3	10
Lew Morrison	RW	16	1974-78	214	13	13	26	12	13	0	0	0	0
Brenden Morrow	LW	10	2013	15	6	8	14	19	14	2	2	4	8
Joe Mullen	RW	7	1990-95/ 96-97	379	153	172	325	101	62	16	15	31	20
Glenn Mulvenna	C	45	1991	1	0	0	0	2	--	--	--	--	--
Paul Mulvey	LW	26	1981	27	1	7	8	76	--	--	--	--	--
Craig Muni	D	28	1996-97	64	0	4	4	36	3	0	0	0	0
Matt Murley	LW	22/17	2003-06	59	2	6	8	38	--	--	--	--	--
Larry Murphy	D	4/55	1990-95	336	78	223	301	213	74	15	57	72	73
Douglas Murray	D	3	2013	14	1	2	3	9	15	2	1	3	32
Glen Murray	RW	27	1995-97	135	25	26	51	81	18	2	6	8	10
Troy Murray	C	12	1995	13	0	2	2	23	12	2	1	3	12

Player	POS	#	YEARS	REGULAR SEASON					PLAYOFFS				
				GP	G	A	PTS	PIM	GP	G	A	PTS	PIM
N													
Markus Naslund	RW	14/29	1993-96	151	25	42	67	65	--	--	--	--	--
Alain Nasreddine	D	32	2005-08	56	1	4	5	30	--	--	--	--	--
James Neal	RW	18	2011-14	199	89	95	184	174	38	11	11	22	50
Pat Neaton	D	36	1993	9	1	1	2	12	--	--	--	--	--
Petr Nedved	C	93	1995-97	154	78	92	170	134	23	11	12	23	28
Mike Needham	RW	45/39	1992-94	81	9	5	14	16	14	2	0	2	4
Todd Nelson	D	44	1991-92	1	0	0	0	0	--	--	--	--	--
Ville Nieminen	LW	10	2002-03	88	10	14	24	101	--	--	--	--	--
Matt Niskanen	D	2	2011-14	214	19	66	85	130	39	3	12	15	25
Ted Nolan	LW	25/34	1985-86	18	1	1	2	34	--	--	--	--	--
Simon Nolet	RW	9	1975-76	39	9	8	17	2	3	0	0	0	0
Niklas Nordgren	C	15	2006	15	0	0	0	4	--	--	--	--	--
Joe Noris	D	27	1971-72	35	2	5	7	36	--	--	--	--	--
Jeff Norton	D	4/25	2000-01	32	2	10	12	20	--	--	--	--	--
Hank Nowak	LW	27	1973-74	13	0	0	0	11	--	--	--	--	--
O													
Lyle Odelein	D	24	2005-06	27	0	1	1	50	--	--	--	--	--
Roman Oksiuta	RW	20	1997	7	0	0	0	4	--	--	--	--	--
Fredrik Olausson	D	23	1996-98	127	13	47	60	66	10	0	4	4	2
Eddie Olczyk	LW	27/16	1997-98	68	15	18	33	41	11	3	0	3	16
Krzysztof Oliwa	LW	29	2001-02	83	1	4	5	281	5	0	0	0	16
Tom O'Regan	C	8/12	1983-86	61	5	12	17	10	--	--	--	--	--
Cal O'Reilly	C	16	2012	6	0	1	1	0	--	--	--	--	--
Brooks Orpik	D	29/44	2003-14	703	13	119	132	734	92	2	13	15	88
Michel Ouellet	RW	59/7	2005-07	123	35	45	80	46	5	0	2	2	6
Dennis Owchar	D	25	1974-78	168	18	49	67	146	8	0	1	1	6
P													
Jim Paek	D	2/3	1990-94	170	4	26	30	117	27	1	4	5	8
Wilf Paiement	RW	9	1987-88	23	2	6	8	39	--	--	--	--	--
Ziggy Palffy	RW	33	2005-06	42	11	31	42	12	--	--	--	--	--
Bob Paradise	D	2/24	1973-75/ 77-79	203	7	33	40	209	8	0	1	1	17
Richard Park	C	26/76/12	1994- 97/11-12	112	11	14	25	50	6	0	1	1	4
Ed Patterson	RW	44	1993-96	68	3	3	6	56	--	--	--	--	--
Adam Payerl	RW	45	2014	2	0	0	0	2	--	--	--	--	--
Mel Pearson	C/LW	23	1967-68	2	0	1	1	0	--	--	--	--	--
Barry Pederson	C	10	1990-91	84	10	26	36	50	--	--	--	--	--
Janne Pesonen	LW	20	2008-09	7	0	0	0	0	--	--	--	--	--
Toby Petersen	C	17	2000-02	91	10	16	26	8	--	--	--	--	--
Ronald Petrovicky	RW	26	2006-07	31	3	3	6	28	3	0	0	0	2
Alexandre Picard	D	54	2011	17	0	4	4	4	--	--	--	--	--
Lasse Pirjeta	C	11	2004-06	38	10	9	19	18	--	--	--	--	--
Domenic Pittis	C	23	1996	1	0	0	0	0	--	--	--	--	--
Steve Poapst	D	3	2005	21	0	4	4	10	--	--	--	--	--
Greg Polis	LW	22	1970-74	256	88	70	158	146	4	0	2	2	0

Player	POS	#	YEARS	REGULAR SEASON					PLAYOFFS				
				GP	G	A	PTS	PIM	GP	G	A	PTS	PIM
Alexei Ponikarovsky	LW	23	2010	16	2	7	9	17	11	1	4	5	4
Peter Popovic	D	34	1999-00	54	1	5	6	30	10	0	0	0	10
Corey Potter	D	42	2011	1	0	0	0	0	--	--	--	--	--
Kelly Pratt	RW	12	1974-75	22	0	6	6	15	--	--	--	--	--
Tracy Pratt	D	6/11	1968-70	83	5	12	17	158	10	0	1	1	51
Dean Prentice	LW	20	1969-71	144	47	42	89	32	10	2	5	7	8
Noel Price	D	4	1967-69	143	8	45	53	109	--	--	--	--	--
Pat Price	D	2	1980-82	128	8	52	60	459	10	1	1	2	49
Tom Price	D	6/25/28	1977-79	19	0	2	2	8	--	--	--	--	--
Ken Priestlay	C	18	1991-92	51	2	9	11	4	--	--	--	--	--
Wayne Primeau	C	15	2001-03	131	9	24	33	127	18	1	3	4	2
Sean Pronger	C	12	1998	7	1	0	1	2	5	0	0	0	4
Jean Pronovost	RW	19	1968-78	753	316	287	603	306	29	9	9	18	12
Jamie Pushor	D	3/4	2002-03	91	3	3	6	106	--	--	--	--	--
Taylor Pyatt	LW	17	2014	34	4	0	4	10	--	--	--	--	--
Q													
Dan Quinn	C	10/14/9	1986-90/ 96	270	111	165	276	224	11	6	3	9	10
R													
Mike Ramsey	D	6	1993-94	77	3	4	7	30	13	0	6	6	4
Mark Recchi	RW	18/8	1988-92/ 2005-07	389	154	231	385	238	29	10	28	38	33
Dylan Reese	D	42	2013	3	0	0	0	0	--	--	--	--	--
Stephane Richer	RW	44	2001-02	58	13	12	25	14	--	--	--	--	--
Gary Rissling	RW	10/15/ 20/23	1981-85	184	20	26	46	832	5	0	1	1	4
Jani Rita	RW	28	2006	30	3	4	7	4	--	--	--	--	--
Bob Rivard	LW	19	1967-68	27	5	12	17	4	--	--	--	--	--
Rene Robert	C	14	1971-72	49	7	11	18	42	--	--	--	--	--
Gary Roberts	LW	10	2007-08	57	10	18	28	66	16	4	4	8	34
Gord Roberts	D	14/28	1990-92	134	5	34	39	157	43	1	4	5	95
Luc Robitaille	LW	20	1994-95	46	23	19	42	37	12	7	4	11	26
Randy Robitaille	C	22	2002-03	81	15	32	47	24	--	--	--	--	--
Dave Roche	LW	51	1995-97	132	12	12	24	285	16	2	7	9	26
Tom Roulston	RW	12/18	1984-86	58	11	17	28	10	--	--	--	--	--
Mike Rowe	D	5/33	1984-87	11	0	0	0	11	--	--	--	--	--
Andre Roy	RW	36	2005-06	47	2	1	3	128	--	--	--	--	--
Michal Rozsival	D	28	1999-05	237	18	47	65	161	2	0	0	0	4
Duane Rupp	D	2	1969-74	265	21	83	104	170	10	2	2	4	8
Mike Rupp	RW	17	2009-11	162	22	14	36	244	18	1	1	2	12
Terry Ruskowski	LW	8	1985-87	143	40	74	114	309	--	--	--	--	--
Jarkko Ruutu	LW	37	2006-08	152	13	19	32	263	25	2	1	3	36
S													
Rocky Saganiuk	RW	28/11/33	1983-84	29	1	3	4	37	--	--	--	--	--
Kjell Samuelsson	D	23/28	1992-95	183	10	22	32	312	44	0	7	7	72
Mikael Samuelsson	RW	37	2003	22	2	0	2	8	--	--	--	--	--

Player	POS	#	YEARS	REGULAR SEASON					PLAYOFFS				
				GP	G	A	PTS	PIM	GP	G	A	PTS	PIM
Philip Samuelsson	D	55	2013	5	0	0	0	0	--	--	--	--	--
Ulf Samuelsson	D	5	1991-95	277	11	83	94	804	66	4	12	16	123
Derek Sanderson	C	16	1978	13	3	1	4	0	--	--	--	--	--
Tomas Sandstrom	RW	17	1994-97	172	71	84	155	168	36	7	5	12	50
Grant Sasser	C	19	1983-84	3	0	0	0	0	--	--	--	--	--
Miroslav Satan	RW	81	2008-09	65	17	19	36	36	17	1	5	6	11
Glen Sather	LW	16	1969-71	122	20	17	37	210	10	0	2	2	17
Ryan Savoia	C	18	1998	3	0	0	0	0	--	--	--	--	--
Ken Schinkel	RW	12	1967-73	371	93	143	236	88	13	6	1	7	4
Norm Schmidt	D	3/25	1983-88	125	23	33	56	73	--	--	--	--	--
Ron Schock	C	17	1969-77	619	124	280	404	201	29	2	12	14	23
Dwight Schofield	D	4	1986-87	25	1	6	7	59	--	--	--	--	--
Dave Schultz	LW	8	1977-79	113	13	34	47	535	--	--	--	--	--
Rod Schutt	LW	23/27	1978-84	278	77	92	169	177	22	8	6	14	26
Jeff Serowik	D	48/16	1998-99	26	0	6	6	16	--	--	--	--	--
Eddie Shack	LW	23/24	1972-73	92	30	29	59	96	4	0	1	1	15
Doug Shedden	RW	14	1981-86	332	123	159	282	148	--	--	--	--	--
Gregg Sheppard	C	20/19	1978-82	241	50	73	123	113	17	4	7	11	2
Jim Shires	LW	27	1973	18	1	2	3	2	--	--	--	--	--
Zach Sill	C	38	2013-15	62	1	2	3	72	--	--	--	--	--
Jon Sim	LW	39	2004	15	2	3	5	6	--	--	--	--	--
Roman Simicek	C	15	2000-01	29	3	6	9	30	--	--	--	--	--
Charlie Simmer	RW	13/16	1988-89	50	11	17	28	24	--	--	--	--	--
Bob Simpson	LW	28/33	1981-83	30	10	9	19	4	2	0	0	0	0
Craig Simpson	RW	18	1985-88	169	50	55	105	140	--	--	--	--	--
Reid Simpson	LW	33	2003-04	2	0	0	0	17	--	--	--	--	--
Ville Siren	D	5	1984-88	199	11	45	56	158	--	--	--	--	--
Michal Sivek	C	47/22	2002-03	38	3	3	6	14	--	--	--	--	--
Martin Skoula	D	41	2009-10	33	3	5	8	6	--	--	--	--	--
Pavel Skrbek	D	46	1999	4	0	0	0	2	--	--	--	--	--
John Slaney	D	32	1999-00	29	1	4	5	10	2	1	0	1	2
Jiri Slegr	D	71	1997-01	252	24	62	86	337	29	3	10	13	33
Doug Smith	C	15	1990	10	1	1	2	25	--	--	--	--	--
Nathan Smith	C	41	2008	13	0	0	0	2	--	--	--	--	--
Trevor Smith	LW	23	2013	1	0	0	0	0	--	--	--	--	--
Bryan Smolinski	C	8/20	1995-96	81	24	40	64	69	18	5	4	9	10
Carl Sneepe	D	59	2011	1	0	1	1	0	--	--	--	--	--
Ron Snell	RW	14/16	1968-70	7	3	2	5	6	--	--	--	--	--
Ted Snell	RW	10	1973-74	55	4	12	16	8	--	--	--	--	--
Martin Sonnenberg	LW	45/12	1998-02	58	2	3	5	19	7	0	0	0	0
Nick Spaling	C	13	2014-15	82	9	18	27	26	5	1	1	2	4
Billy Speer	D	25/23/17	1967-69	102	4	17	21	71	--	--	--	--	--
Brian Spencer	LW	22	1977-78	86	9	11	20	81	--	--	--	--	--
Jordan Staal	C	11	2006-12	431	120	128	248	231	73	23	13	36	34
Ron Stackhouse	D	28/3	1973-82	621	66	277	343	547	32	5	8	13	38
Paul Stanton	D	22/23	1990-93	206	11	38	49	199	44	2	10	12	66
Mike Stapleton	C	26	1992-94	136	11	13	24	28	4	0	0	0	0
Lee Stempniak	RW	22	2014	21	4	7	11	4	13	2	1	3	6

Player	POS	#	YEARS	REGULAR SEASON					PLAYOFFS				
				GP	G	A	PTS	PIM	GP	G	A	PTS	PIM
Brett Sterling	LW	12	2011	7	3	2	5	16	--	--	--	--	--
Kevin Stevens	LW	25	1987-95/ 2001	522	260	295	555	1048	103	46	60	106	170
Bob Stewart	D	8	1979-80	65	3	7	10	52	5	1	1	2	2
John Stewart	LW	20/23/25	1970-72	40	4	9	13	32	--	--	--	--	--
Karl Stewart	C	17	2006	3	0	0	0	2	--	--	--	--	--
Andre St. Laurent	C	34	1982-83	96	23	14	37	130	5	2	1	3	8
Alek Stojanov	LW	11/25	1996-98	45	2	4	6	86	9	0	0	0	19
Ryan Stone	LW	33	2007-09	8	0	1	1	7	--	--	--	--	--
Blaine Stoughton	RW	12	1973-74	34	5	6	11	8	--	--	--	--	--
Brian Strait	D	37	2011-12	12	0	1	1	4	3	0	0	0	0
Martin Straka	LW	82	1992-95/ 97-03	560	165	277	442	215	65	19	27	46	30
Art Stratton	LW	7	1967-68	58	16	21	37	16	--	--	--	--	--
Martin Strbak	D	6	2003-04	44	3	11	14	38	--	--	--	--	--
Bob Stumpf	D	29	1975	3	0	0	0	0	--	--	--	--	--
Steve Sullivan	LW	26	2011-12	79	17	31	48	20	6	2	4	6	4
Tomas Surovy	LW	43	2002-06	126	27	32	59	71	--	--	--	--	--
Brandon Sutter	C	16	2012-15	209	45	33	78	30	33	8	4	12	4
Rich Sutter	RW	9/23	1982-84	9	0	0	0	0	--	--	--	--	--
Gary Swain	LW	24	1968-69	9	1	1	2	0	--	--	--	--	--
George Swarbrick	RW	10/15	1969-70	31	1	7	8	36	--	--	--	--	--
Darryl Sydor	D	5	2007-08	82	2	13	15	28	4	0	0	0	2
Petr Sykora	RW	17	2007-09	157	53	56	109	77	27	6	4	10	16
T													
Jeff Taffe	LW	38/22	2007-09	53	5	9	14	10	--	--	--	--	--
Maxime Talbot	C	26/25	2005-11	388	52	56	108	324	66	14	19	33	87
Peter Taglianetti	D	32	1990-92/ 93-95	167	7	28	35	338	39	1	7	8	83
Dale Tallon	D	4/19	1978-80	95	10	33	43	53	4	0	0	0	4
Chris Tamer	D	2	1993-98	253	8	21	29	588	37	0	8	8	52
Eric Tangradi	LW	56/26/25	2010-13	45	1	4	5	26	3	0	1	1	0
Tony Tanti	RW	9	1990-91	83	20	30	50	66	--	--	--	--	--
Dick Tarnstrom	D	32	2002-06	174	28	75	103	140	--	--	--	--	--
Mark Taylor	C	16	1983-85	106	31	41	72	43	--	--	--	--	--
Greg Tebbutt	D	34	1983-84	24	0	2	2	31	--	--	--	--	--
Bill Thomas	RW	37	2008-09	16	2	1	3	2	--	--	--	--	--
Errol Thompson	LW	6	1981-82	34	6	8	14	12	--	--	--	--	--
Chris Thorburn	C	22	2006-07	39	3	2	5	69	--	--	--	--	--
Tom Thornbury	D	34	1983-84	14	1	8	9	16	--	--	--	--	--
Billy Tibbetts	RW	12	2000-02	62	2	7	9	188	--	--	--	--	--
Dave Tippett	LW/C	14	1992-93	74	6	19	25	56	12	1	4	5	14
German Titov	LW	9	1998-00	135	28	70	98	68	11	3	5	8	4
Rick Tocchet	RW	92/22	1992-94	150	76	103	179	435	32	15	22	37	68
Jeff Toms	C	46/9	2002	14	2	1	3	4	--	--	--	--	--
Tim Tookey	C	11	1983-84	8	0	2	2	2	--	--	--	--	--
Dan Trebil	D	3/23	2000	19	1	0	1	7	--	--	--	--	--

Player	POS	#	YEARS	REGULAR SEASON					PLAYOFFS				
				GP	G	A	PTS	PIM	GP	G	A	PTS	PIM
Bryan Trottier	C	19	1990-92/ 93-94	156	24	48	72	114	46	7	7	14	57
Ian Turnbull	D	7	1982-83	6	0	0	0	4	--	--	--	--	--
U													
Gene Ubriaco	LW/C	11	1967-69	114	33	26	59	30	--	--	--	--	--
V													
Garry Valk	LW	26/8/18	1997-98	56	5	5	10	58	--	--	--	--	--
Wayne Van Dorp	LW	22	1987-88	25	1	3	4	75	--	--	--	--	--
Ed Van Impe	D	2	1976-77	22	0	8	8	22	3	0	1	1	2
Ryan Vandenbussche	RW	37	2005-06	20	1	0	1	42	--	--	--	--	--
Joe Vitale	C	46	2011-14	163	8	27	35	115	23	0	1	1	22
Vladimir Vujtek	LW	19	2002	5	0	1	1	0	--	--	--	--	--
W													
Tim Wallace	RW	63/22	2008-11	24	0	2	2	12	--	--	--	--	--
Bryan Watson	D	5	1969-74	304	8	57	65	871	14	0	0	0	38
Steve Webb	RW	18	2003	5	0	0	0	2	--	--	--	--	--
Wally Weir	D	23	1985	14	0	3	3	34	--	--	--	--	--
Noah Welch	D	4	2005-07	27	2	4	6	24	--	--	--	--	--
Chris Wells	C	12	1995-96	54	2	2	4	59	--	--	--	--	--
Brad Werenka	D	5	1997-00	213	12	41	53	208	19	2	1	3	14
Ryan Whitney	D	6/19	2005-09	253	34	116	150	223	25	2	6	8	31
Jim Wiley	C	8	1972-74	26	0	4	4	2	--	--	--	--	--
Barry Wilkins	D	5	1974-76	134	5	56	61	203	6	0	1	1	4
Neil Wilkinson	D	6	1995-99	122	4	14	18	169	20	0	1	1	18
Jason Williams	C	19	2011-12	8	1	1	2	4	--	--	--	--	--
Landon Wilson	RW	26	2004	19	5	1	6	31	--	--	--	--	--
Mike Wilson	D	6/4	2001-02	21	1	1	2	17	--	--	--	--	--
Mitch Wilson	C	33	1986-87	17	2	1	3	83	--	--	--	--	--
Daniel Winnik	C	26	2015	21	2	7	9	8	5	0	0	0	2
Bennett Wolf	D	3/6/16	1980-83	30	0	1	1	133	--	--	--	--	--
Jason Woolley	D	22	1996-97	57	6	30	36	28	5	0	3	3	0
Bob Woytowich	D	3/20/23	1968-72	248	22	71	93	149	10	1	2	3	2
Tyler Wright	C	29	1996-00	238	17	16	33	317	30	3	2	5	40
X													
Y													
Harry York	C	32	1998	2	0	0	0	0	--	--	--	--	--
Scott Young	RW/LW	6/34	1990-91	43	11	16	27	33	17	1	6	7	2
Warren Young	LW	11/35	1983-85/ 86-88	152	49	52	101	311	--	--	--	--	--
Z													
Rod Zaine	C	24	1970-71	37	8	5	13	21	--	--	--	--	--
Zarley Zalapski	D	33	1987-91	190	33	102	135	160	11	1	8	9	13
Richard Zemlak	RW	18	1988-90	50	1	5	6	178	1	0	0	0	10
Mike Zigomanis	C	15	2008-09	22	2	4	6	27	--	--	--	--	--
Harry Zolnierczyk	LW	39	2013-14	13	2	0	2	12	--	--	--	--	--
Sergei Zubov	D	3/56	1995-96	64	11	55	66	22	18	1	14	15	26

GOALTENDERS

Player	POS	#	YEARS	REGULAR SEASON					PLAYOFFS				
				GP	W	L	T	GAA	GP	W	L	T	GAA
A													
Jean-Sebastien Aubin	G	30	1998-04	168	63	72	11	2.90	1	0	0	--	0.00
B													
Tom Barrasso	G	31/35	1988-00	460	226	153	53	3.27	101	56	42	--	2.91
Hank Bassen	G	1	1967-68	25	7	10	3	2.86	--	--	--	--	--
Les Binkley	G	30	1967-72	196	58	94	34	3.12	7	5	2	--	2.10
Martin Brochu	G	50	2003-04	1	0	0	0	1.82	--	--	--	--	--
Andy Brown	G	29/30	1973-74	45	16	20	6	3.78	--	--	--	--	--
C													
Sebastien Caron	G	31	2002-06	90	24	47	12	3.49	--	--	--	--	--
Alain Chevrier	G	30	1990	3	1	2	0	5.06	--	--	--	--	--
Andy Chiodo	G	40	2003-06	8	3	4	1	3.46	--	--	--	--	--
Ty Conklin	G	35	2007-08	33	18	8	5	2.51	--	--	--	--	--
John Curry	G	1/36	2008-10	4	2	2	0	3.79	--	--	--	--	--
D													
Joe Daley	G	1	1967-70	38	11	18	6	3.16	--	--	--	--	--
Philippe DeRouville	G	30	1994-97	3	1	2	0	3.16	--	--	--	--	--
Michel Dion	G	29	1981-85	151	42	79	20	4.28	5	2	3	--	4.34
Rob Dopson	G	1	1993-94	2	0	0	0	4.00	--	--	--	--	--
E													
Gary Edwards	G	30	1982	6	3	2	1	3.67	--	--	--	--	--
Marv Edwards	G	30	1968-69	1	0	1	0	3.00	--	--	--	--	--
Roy Edwards	G	1	1971-72	15	2	8	4	2.55	--	--	--	--	--
F													
Brian Ford	G	31	1984-85	8	2	6	0	6.30	--	--	--	--	--
G													
Mathieu Garon	G	32	2009	4	2	1	0	2.91	1	0	0	--	0.00
Thomas Greiss	G	1	2014-15	20	9	6	3	2.59	--	--	--	--	--
Steve Guenette	G	1/30	1986-89	32	17	15	0	3.71	--	--	--	--	--
H													
Paul Harrison	G	1	1981-82	13	3	7	0	5.49	--	--	--	--	--
Johan Hedberg	G	1	2001-03	116	46	57	12	2.88	18	9	9	--	2.30
Denis Herron	G	1/29	1972-75/ 76-79/ 82-86	290	88	133	44	3.87	10	3	7	--	3.49
Paul Hoganson	G	1	1970-71	2	0	1	0	7.37	--	--	--	--	--
Rob Holland	G	1	1979-81	44	11	22	9	4.08	--	--	--	--	--
I													
Gary Inness	G	29/30	1973-76	100	39	37	13	3.34	9	5	4	--	2.67

Player	POS	#	YEARS	REGULAR SEASON					PLAYOFFS				
				GP	W	L	T	GAA	GP	W	L	T	GAA
J													
Bob Johnson	G	1	1974-75	12	3	4	1	5.04	--	--	--	--	--
Brent Johnson	G	1	2009-12	62	29	18	6	2.61	3	0	0	--	4.94
K													
L													
Patrick Lalime	G	40	1996-97	39	21	12	2	2.94	--	--	--	--	--
Gordon Laxton	G	1/30	1975-79	17	4	9	0	5.55	--	--	--	--	--
M													
Gilles Meloche	G	27	1985-88	104	34	43	17	3.65	--	--	--	--	--
Greg Millen	G	29	1978-81	135	57	56	18	3.83	10	4	6	--	3.84
N													
Cam Newton	G	1/30	1970-71/ 72-73	16	4	7	1	3.76	--	--	--	--	--
O													
P													
Rich Parent	G	31	2000-01	7	1	1	3	3.07	--	--	--	--	--
Frank Pietrangelo	G	40	1987-92	87	34	32	3	4.13	5	4	1	--	3.13
Michel Plasse	G	31	1975-76	75	33	24	14	3.59	3	1	2	--	2.67
Q													
R													
Greg Redquest	G	25	1977-78	1	0	0	0	13.85	--	--	--	--	--
Nick Ricci	G	31	1979-83	19	7	12	0	4.36	--	--	--	--	--
Pat Rigglin	G	1	1987-88	39	15	14	7	3.64	--	--	--	--	--
Roberto Romano	G	30/35	1982-87/ 93-94	125	46	62	8	3.96	--	--	--	--	--
Jim Rutherford	G	1/29	1971-74	115	44	49	14	3.14	4	0	4	--	3.50
S													
Dany Sabourin	G	30	2005-06/ 07-09	44	16	18	3	2.88	--	--	--	--	--
Peter Skudra	G	1	1997-00	74	26	22	11	2.65	1	0	0	0	3.00
Al Smith	G	29	1969-71	92	24	42	17	3.07	3	1	2	--	3.33
Garth Snow	G	34	2000-01	35	14	15	4	2.98	--	--	--	--	--
T													
Rick Tabaracci	G	31	1988-89	1	0	0	0	7.27	--	--	--	--	--
Bob Taylor	G	30	1976	2	0	1	0	5.38	--	--	--	--	--
Jocelyn Thibault	G	41	2005-07	38	8	17	5	3.52	1	0	0	0	0.00
Brad Thiessen	G	39	2012	5	3	1	0	3.72	--	--	--	--	--
Vincent Tremblay	G	31	1983-84	4	0	4	0	6.00	--	--	--	--	--
Ron Tugnutt	G	31	2000	7	4	2	0	2.41	11	6	5	--	1.77

Player	POS	#	YEARS	REGULAR SEASON					PLAYOFFS				
				GP	W	L	T	GAA	GP	W	L	T	GAA
U													
V													
Tomas Vokoun	G	92	2013	20	13	4	0	2.45	11	6	5	--	2.01
W													
Dunc Wilson	G	29	1976-78	66	23	30	11	3.53	--	--	--	--	--
Ken Wregget	G	31	1992-98	212	104	67	21	3.29	26	13	12	--	2.86
X													
Y													
Wendell Young	G	1	1988-92/ 95	111	42	47	5	4.14	1	0	0	--	1.54
Z													

GOALTENDERS

ALL-TIME STATISTICS

NAME	GP	MP	GA	SO	GAA	W	L	T/OT	SV	SV%
Alexander Pechurskiy	1	36	1	0	1.67	0	0	0	13	.923
Martin Brochu	1	33	1	0	1.82	0	0	0	18	.947
Ron Tugnutt	7	374	15	0	2.41	4	2	0	182	.924
Tomas Vokoun	20	1,029	42	3	2.45	13	4	0	477	.919
Ty Conklin	33	1,866	78	2	2.51	18	8	5	935	.923
Roy Edwards	15	847	36	0	2.55	2	8	4	355	.908
Jeff Zatkoff	21	1,208	52	1	2.58	12	7	2	547	.913
Marc-Andre Fleury	595	34,181	1,474	38	2.59	322	189	55	15,167	.911
Thomas Greiss	20	1,159	50	0	2.59	9	6	3	496	.908
Brent Johnson	62	3,216	140	1	2.61	29	18	6	1,364	.907
Peter Skudra	74	3,687	163	4	2.65	26	22	11	1,374	.894
Hank Bassen	25	1,299	62	1	2.86	7	10	3	616	.909
Johan Hedberg	116	6,832	328	7	2.88	46	57	12	2,973	.901
Dany Sabourin	44	2,252	108	2	2.88	16	18	3	1,073	.899
Mathieu Garon	4	205	10	0	2.91	2	1	0	94	.894
Jean-Sebastien Aubin	168	8,888	432	6	2.92	63	72	11	3,937	.901
Patrick Lalime	39	2,058	101	3	2.94	21	12	2	1,065	.913
Garth Snow	35	2,032	101	3	2.98	14	15	4	913	.900
Marv Edwards	1	60	3	0	3.00	0	1	0	30	.909
Rich Parent	7	332	17	0	3.07	1	1	3	133	.887
Al Smith	92	5,027	257	4	3.07	24	42	17	2,777	.899
Les Binkley	196	11,046	575	11	3.12	58	94	34	5,022	.897
Jim Rutherford	115	6,252	327	4	3.14	44	49	14	2,915	.899
Joe Daley	38	2,143	113	2	3.16	11	18	6	1,094	.906
Philippe DeRouville	3	119	9	0	3.16	1	2	0	84	.903
Tom Barrasso	460	25,879	1409	22	3.27	226	153	53	12,070	.895
Ken Wregget	212	11,737	644	6	3.29	104	67	21	5,640	.898
Gary Inness	100	5,366	299	2	3.34	39	37	13	2,591	.897
Andy Chiodo	8	486	28	0	3.46	3	4	1	238	.892
Sebastien Caron	90	4,933	287	4	3.49	24	47	12	2,653	.892
Jocelyn Thibault	38	1,908	112	1	3.52	8	17	5	1,004	.890
Dunc Wilson	66	3,807	224	5	3.53	23	30	11	1,750	.887
Michel Plasse	75	4,190	251	2	3.59	33	24	14	2,013	.889
Pat Riggin	39	2,157	131	0	3.64	15	14	7	916	.868
Gilles Meloche	104	5,726	348	0	3.65	34	43	17	2,491	.865
Gary Edwards	6	360	22	1	3.67	3	2	1	171	.886
Steve Guenette	32	1,779	110	1	3.71	17	15	0	832	.883
Brad Thiessen	5	258	16	0	3.72	3	1	0	97	.858
Cam Newton	16	814	51	0	3.76	4	7	1	360	.876
Andy Brown	45	2,476	156	1	3.78	16	20	6	1,126	.878

ALL-TIME STATISTICS

NAME	GP	MP	GA	SO	GAA	W	L	T/OT	SV	SV%
John Curry	4	174	11	0	3.79	2	2	0	83	.868
Greg Millen	135	7,839	501	4	3.83	57	56	18	3,482	.874
Denis Herron	290	16,105	1040	6	3.87	88	133	44	8,072	.886
Roberto Romano	125	7,051	465	4	3.96	46	62	8	3,407	.880
Rob Dopson	2	45	3	0	4.00	0	0	0	20	.870
Rob Holland	44	2,513	171	1	4.08	11	22	9	1,060	.861
Frank Pietrangelo	87	4,478	308	1	4.13	34	32	3	2,125	.873
Wendell Young	111	5,576	385	1	4.14	42	47	5	2,710	.876
Michel Dion	151	8,477	605	0	4.28	42	79	20	3,998	.855
Nick Ricci	19	1,087	79	0	4.36	7	12	0	474	.857
Bob Johnson	12	476	40	0	5.04	3	4	1	237	.856
Alain Chevrier	3	166	14	0	5.06	1	2	0	75	.843
Bob Taylor	2	78	7	0	5.38	0	1	0	41	.837
Paul Harrison	13	700	64	0	5.49	3	7	0	288	.816
Gordon Laxton	17	800	74	0	5.55	4	9	0	359	.829
Vincent Tremblay	4	240	24	0	6.00	0	4	0	117	.830
Brian Ford	8	457	48	0	6.30	2	6	0	248	.838
Rick Tabaracci	1	33	4	0	7.27	0	0	0	17	.810
Paul Hoganson	2	57	7	0	7.37	0	1	0	21	.750
Greg Redquest	1	13	3	0	13.85	0	0	0	2	.400

TEAM OPERATIONS

GENERAL MANAGERS

NAME	DATES	GP	W	L	T	OT	OTL	PTS	PCT
Jack Riley*	6/6/67 to 5/1/70	226	73	117	36	--	--	182	.403
Red Kelly	5/1/70 to 1/29/72	126	33	64	29	--	--	95	.377
Jack Riley*	1/29/72 to 1/13/74	149	57	73	19	--	--	133	.446
Jack Button	1/13/74 to 7/1/75	117	54	44	19	--	--	127	.543
Wren Blair	7/1/75 to 12/3/76	105	44	44	17	--	--	105	.500
Baz Bastien	12/3/76 to 3/15/83	527	193	248	86	--	--	472	.448
NO GM	3/16/83 to 4/3/83	8	2	5	1	--	--	5	.313
Ed Johnston	5/27/83 to 4/14/88	400	140	220	40	--	--	320	.400
Tony Esposito	4/14/88 to 12/5/89	106	50	47	9	--	--	109	.514
Craig Patrick	12/5/89 to 4/20/06	1250	575	511	127	14	23	1314	.526
Ray Shero	5/25/06 to 5/16/14	622	373	193	--	56	--	802	.645
Jim Rutherford	6/6/14 to Present	82	43	27	--	12	--	98	.598
*Jack Riley's Combined Record		375	130	190	55	--	--	315	.420

HEAD COACHES

NAME	DATES	GP	W	L	T	OT	OTL	PTS	PCT
Red Sullivan	6/6/67 to 3/31/69	150	47	79	24	--	--	118	.393
Red Kelly	7/2/69 to 1/13/73	274	90	132	52	--	--	232	.423
Ken Schinkel*	1/13/73 to 2/6/74	86	29	49	8	--	--	66	.384
Marc Boileau	2/6/74 to 1/17/76	151	66	61	24	--	--	156	.517
Ken Schinkel*	1/17/76 to 5/19/77	117	54	43	20	--	--	128	.547
Johnny Wilson	6/13/77 to 5/8/80	240	91	105	44	--	--	226	.471
Ed Johnston**	7/15/80 to 7/20/83	240	79	126	35	--	--	193	.402
Lou Angotti	7/20/83 to 6/4/84	80	16	58	6	--	--	38	.238
Bob Berry	6/4/84 to 4/13/87	240	88	127	25	--	--	201	.419
Pierre Creamer	6/4/87 to 6/14/88	80	36	35	9	--	--	81	.506
Gene Ubriaco	6/28/88 to 12/5/89	106	50	47	9	--	--	109	.514
Craig Patrick***	12/5/89 to 6/12/90	54	22	26	6	--	--	50	.463
Bob Johnson	6/12/90 to 10/1/91	80	41	33	6	--	--	88	.550
Scotty Bowman	10/1/91 to 5/28/93	164	95	53	16	--	--	206	.628
Ed Johnston**	6/22/93 to 3/3/97	276	153	98	25	--	--	331	.600
Craig Patrick***	3/3/97 to 4/26/97	20	7	10	3	--	--	17	.425
Kevin Constantine	6/14/97 to 12/9/99	189	86	64	35	--	4	211	.558
Herb Brooks	12/9/99 to 5/9/00	57	29	21	5	--	2	65	.570
Ivan Hlinka	6/21/00 to 10/14/01	86	42	32	9	--	3	96	.558
Rick Kehoe	10/14/01 to 4/15/03	160	55	81	14	--	10	134	.419
Eddie Olczyk	10/10/03 to 12/15/05	113	31	64	8	6	4	80	.354
Michel Therrien	12/15/05 to 2/15/09	272	135	105	--	32	--	302	.555
Dan Bylsma	2/15/09 to 6/6/14	401	252	117	--	32	--	536	.668
Mike Johnston	6/25/14 to Present	82	43	27	--	12	--	98	.598

(Starting in 2005-06, ties were eliminated. Wins include overtime victories and shootout wins, OT includes overtime defeats and shootout losses)

*Ken Schinkel's Combined Record	203	83	92	28	--	--	194	.478
**Ed Johnston's Combined Record	516	232	224	60	--	--	524	.508
***Craig Patrick's Combined Record	74	29	36	9	--	--	67	.453

COACHES YEARLY

Year	Coach	GP	W	L	T	PTS	GF	GA	PCT
1967-68	Red Sullivan	74	27	34	13	67	195	216	.453
	Home	37	15	12	10	40	115	101	.541
	Road	37	12	22	3	27	80	115	.365
<i>Fifth in Western Division - 10th of 12 teams - Did not make playoffs</i>									
1968-69	Red Sullivan	76	20	45	11	51	189	252	.336
	Home	38	12	20	6	30	99	113	.395
	Road	38	8	25	5	21	90	139	.276
<i>Fifth in Western Division - 11th of 12 teams - Did not make playoffs</i>									
1969-70	Red Kelly	76	26	38	12	64	182	238	.421
	Home	38	17	13	8	42	105	108	.553
	Road	38	9	25	4	22	77	130	.289
<i>Second in Western Division - 7th of 12 teams Eliminated Oakland, 4-0, in Quarterfinals; Lost to St. Louis, 4-2, in Semifinals</i>									
1970-71	Red Kelly	78	21	37	20	62	221	240	.397
	Home	39	18	12	9	45	126	92	.576
	Road	39	3	25	11	17	95	148	.218
<i>Sixth in Western Division - 11th of 14 teams - Did not make playoffs</i>									
1971-72	Red Kelly	78	26	38	14	66	220	258	.423
	Home	39	18	15	6	42	132	125	.538
	Road	39	8	23	8	24	88	133	.308
<i>Fourth in Western Division - 9th of 14 teams - Lost to Chicago, 4-0, in Quarterfinals</i>									
1972-73	TOTAL	78	32	37	9	73	257	265	.468
	Red Kelly	42	17	19	6	40	144	137	.476
	Ken Schinkel	36	15	18	3	33	113	128	.458
	Home	39	24	11	4	52	150	104	.667
	Road	39	8	26	5	21	107	161	.269
<i>Ken Schinkel Replaced Red Kelly on Jan. 13, 1973 Fifth in Western Division - 10th of 16 teams - Did not make playoffs</i>									
1973-74	TOTAL	78	28	41	9	65	242	273	.417
	Ken Schinkel	50	14	31	5	33	138	185	.330
	Marc Boileau	28	14	10	4	32	104	88	.571
	Home	39	15	18	6	36	124	116	.462
	Road	39	13	23	3	29	118	157	.371
<i>Marc Boileau replaced Ken Schinkel on Feb. 6, 1974 Fifth in Western Division - 11th of 16 teams - Did not make playoffs</i>									
1974-75	Marc Boileau	80	37	28	15	89	326	289	.556
	Home	40	25	5	10	60	192	113	.750
	Road	40	12	23	5	29	134	176	.363
<i>Third in Norris Division - 6th of 18 teams Eliminated St. Louis, 2-0, in Preliminary Round; Lost to NY Islanders, 4-3, in Quarterfinals</i>									

Year	Coach	GP	W	L	T	PTS	GF	GA	PCT
1975-76	TOTAL	80	35	33	12	82	339	303	.513
	Marc Boileau	43	15	23	5	35	161	181	.407
	Ken Schinkel	37	20	10	7	47	178	122	.635
	Home	40	23	11	6	52	196	137	.650
	Road	40	12	22	6	30	143	166	.375
<i>Ken Schinkel replaced Marc Boileau on Jan. 17, 1976; Third in Norris Division - 8th of 18 teams - Lost to Toronto, 2-1, in Preliminary Round</i>									
1976-77	Ken Schinkel	80	34	33	13	81	240	252	.506
	Home	40	22	12	6	50	139	119	.625
	Road	40	12	21	7	31	101	133	.386
<i>Third in Norris Division - 7th of 18 teams - Lost to Toronto, 2-1, in Preliminary Round</i>									
1977-78	Johnny Wilson	80	25	37	18	68	254	321	.425
	Home	40	16	15	9	41	143	147	.513
	Road	40	9	22	9	27	111	174	.338
<i>Fourth in Norris Division - 12th of 18 teams - Did not make playoffs</i>									
1978-79	Johnny Wilson	80	36	31	13	85	281	279	.531
	Home	40	23	12	5	51	152	120	.638
	Road	40	13	19	8	34	129	159	.425
<i>Second in Norris Division - 8th of 18 teams - Eliminated Buffalo, 2-1, in Preliminary Round; Lost to Boston, 4-0, in Quarterfinals</i>									
1979-80	Johnny Wilson	80	30	37	13	73	251	303	.456
	Home	40	20	13	7	47	145	134	.588
	Road	40	10	24	6	26	106	169	.325
<i>Third in Norris Division - 13th of 21 teams - Lost to Boston, 3-2, in Preliminary Round</i>									
1980-81	Ed Johnston	80	30	37	13	73	302	345	.456
	Home	40	21	16	3	45	160	154	.563
	Road	40	9	21	10	28	142	191	.350
<i>Third in Norris Division - 15th of 21 teams - Lost to St. Louis, 3-2, in Preliminary Round</i>									
1981-82	Ed Johnston	80	31	36	13	75	310	337	.469
	Home	40	21	11	8	50	167	143	.625
	Road	40	10	25	5	25	143	194	.313
<i>Fourth in Patrick Division - 12th of 21 teams - Lost to NY Islanders, 3-2, in Preliminary Round</i>									
1982-83	Ed Johnston	80	18	53	9	45	257	394	.281
	Home	40	14	22	4	32	134	170	.400
	Road	40	4	31	5	13	123	224	.163
<i>Sixth in Patrick Division - 21st of 21 teams - Did not make playoffs</i>									
1983-84	Lou Angotti	80	16	58	6	38	254	390	.238
	Home	40	7	29	4	18	132	182	.225
	Road	40	9	29	2	20	122	208	.250
<i>Sixth in Patrick Division - 21st of 21 teams - Did not make playoffs</i>									
1984-85	Bob Berry	80	24	51	5	53	276	385	.331
	Home	40	17	20	3	37	150	171	.463
	Road	40	7	31	2	16	126	214	.200
<i>Sixth in Patrick Division - 20th of 21 teams - Did not make playoffs</i>									

Year	Coach	GP	W	L	T	PTS	GF	GA	PCT
1985-86	Bob Berry	80	34	38	8	76	313	305	.475
	Home	40	20	15	5	45	155	133	.563
	Road	40	14	23	3	31	158	172	.388
<i>Fifth in Patrick Division - 15th of 21 teams - Did not make playoffs</i>									
1986-87	Bob Berry	80	30	38	12	72	297	290	.450
	Home	40	19	15	6	44	164	145	.550
	Road	40	11	23	6	28	133	145	.350
<i>Fifth in Patrick Division - 14th of 21 teams - Did not make playoffs</i>									
1987-88	Pierre Creamer	80	36	35	9	81	319	316	.506
	Home	40	22	12	6	50	171	140	.625
	Road	40	14	23	3	31	148	176	.388
<i>Sixth in Patrick Division - 12th of 21 teams - Did not make playoffs</i>									
1988-89	Gene Ubriaco	80	40	33	7	87	347	349	.544
	Home	40	24	13	3	51	184	159	.638
	Road	40	16	20	4	36	163	190	.450
<i>Second in Patrick Division - 6th of 21 teams Eliminated NY Rangers, 4-0, in Division Semifinals; Lost to Philadelphia, 4-3, Division Finals</i>									
1989-90	TOTAL	80	32	40	8	72	318	359	.450
	Gene Ubriaco	26	10	14	2	22	101	110	.423
	Craig Patrick	54	22	26	6	50	217	249	.462
	Home	40	22	15	3	47	178	166	.588
	Road	40	10	25	5	25	140	193	.313
<i>Craig Patrick replaced Gene Ubriaco on Dec. 10, 1989 Fifth in Patrick Division - 17th of 21 teams - Did not make playoffs</i>									
1990-91	Bob Johnson	80	41	33	6	88	342	305	.550
	Home	40	25	12	3	53	184	132	.663
	Road	40	16	21	3	35	158	173	.438
<i>First in Patrick Division - 7th of 21 teams Eliminated New Jersey, 4-3, in Division Semifinals; Eliminated Washington, 4-1, in Division Finals; Eliminated Boston, 4-2, in Conference Finals; Defeated Minnesota, 4-2, in Stanley Cup Final</i>									
1991-92	Scotty Bowman	80	39	32	9	87	343	308	.544
	Home	40	21	13	6	48	192	154	.600
	Road	40	18	19	3	39	151	154	.488
<i>Third in Patrick Division - 6th of 22 teams - Eliminated Washington, 4-3, in Division Semifinals; Eliminated NY Rangers, 4-3, in Division Finals; Eliminated Boston, 4-2, in Conference Finals; Defeated Chicago, 4-0, in Stanley Cup Final</i>									
1992-93	Scotty Bowman	84	56	21	7	119	367	268	.708
	Home	41	31	6	4	66	198	128	.805
	Road	41	23	15	3	49	159	136	.598
	Neutral	2	2	0	0	4	10	4	1.000
<i>First in Patrick Division - 1st of 24 teams Eliminated New Jersey, 4-1, in Division Semifinals; Lost to NY Islanders, 4-3, in Division Finals</i>									
1993-94	Ed Johnston	84	44	27	13	101	299	285	.601
	Home	41	24	9	8	56	155	128	.683
	Road	41	18	18	5	41	132	153	.500
	Neutral	2	2	0	0	4	12	4	1.000
<i>First in Northeast Division - 3rd of 26 teams - Lost to Washington, 4-2, Conference Quarterfinals</i>									

Year	Coach	GP	W	L	T	PTS	GF	GA	PCT
1994-95	Ed Johnston	48	29	16	3	61	181	158	.635
	Home	24	18	5	1	37	103	71	.771
	Road	24	11	11	2	24	78	87	.500
<i>Second in Northeast Division - 3rd of 26 teams - Eliminated Washington, 4-3, in Conference Quarterfinals; Lost to New Jersey, 4-1, in Conference Semifinals</i>									
1995-96	Ed Johnston	82	49	29	4	102	362	284	.622
	Home	41	32	9	0	64	215	136	.780
	Road	41	17	20	4	38	147	148	.463
<i>First in Northeast Division - 4th of 26 teams Eliminated Washington, 4-2, in Conference Quarterfinals; Eliminated NY Rangers, 4-1, in Conference Semifinals; Lost to Florida, 4-3, in Conference Finals</i>									
1996-97	TOTAL	82	38	36	8	84	285	280	.512
	Ed Johnston	62	31	26	5	67	220	205	.540
	Craig Patrick	20	7	10	3	17	65	75	.425
	Home	41	25	11	5	55	154	122	.671
	Road	41	13	25	3	29	131	158	.254
<i>Craig Patrick replaced Ed Johnston on March 3, 1997 Second in Northeast Division - 10th of 26 teams Lost to Philadelphia, 4-1, in Conference Quarterfinals</i>									
1997-98	Kevin Constantine	82	40	24	18	98	228	188	.598
	Home	41	21	10	10	52	125	98	.634
	Road	41	19	14	8	46	103	90	.561
<i>First in Northeast Division - 4th of 26 teams - Lost to Montreal, 4-2, in Conference Quarterfinals</i>									
1998-99	Kevin Constantine	82	38	30	14	90	242	225	.549
	Home	41	21	10	10	52	132	103	.634
	Road	41	17	20	4	38	110	122	.463
<i>Third in Atlantic Division - 11th of 27 teams Eliminated New Jersey, 4-3, in Conference Quarterfinals; Lost to Toronto, 4-2, Conference Semifinals</i>									
1999-00	TOTAL	82	37	37	8 (6)	88	241	236	.537
	Kevin Constantine	25	8	14	3 (4)	23	76	76	.460
	Herb Brooks	57	29	23	5 (2)	65	165	160	.570
	Home	41	23	11	7 (0)	53	134	107	.646
Road	41	14	26	1 (6)	35	107	129	.427	
<i>Herb Brooks replaced Kevin Constantine on Dec. 9, 1999 Third in Atlantic Division - 13th of 28 teams Eliminated Washington, 4-1, in Conference Quarterfinals; Lost to Philadelphia, 4-2, Conference Semifinals</i>									
2000-01	Ivan Hlinka	82	42	28	9 (3)	96	281	256	.585
	Home	41	24	15	2 (0)	50	142	125	.610
	Road	41	18	13	7 (3)	46	139	131	.560
<i>Third in Atlantic Division - 10th of 30 teams Eliminated Washington, 4-2, in Conference Quarterfinals; Eliminated Buffalo, 4-3, in Conference Semifinals; Lost to New Jersey, 4-1, in Conference Finals</i>									
2001-02	TOTAL	82	28	41	8 (5)	69	198	249	.421
	Ivan Hlinka	4	0	4	0	0	17	17	.000
	Rick Kehoe	78	28	37	8 (5)	69	181	232	.442
	Home	41	16	20	4 (1)	37	114	128	.451
	Road	41	12	21	4 (4)	32	84	121	.390
<i>Rick Kehoe replaced Ivan Hlinka on Oct. 14, 2001 Fifth in Atlantic Division - 26th of 30 teams - Did not make playoffs</i>									

Year	Coach	GP	W	L	T/SO	PTS	GF	GA	PCT
2002-03	Rick Kehoe	82	27	44	6 (5)	65	189	255	.396
	Home	41	15	22	2 (2)	34	99	132	.415
	Road	41	12	22	4 (3)	31	90	123	.378
<i>Fifth in Atlantic Division - 29th of 30 teams - Did not make playoffs</i>									
2003-04	Eddie Olczyk	82	23	47	8 (4)	58	190	303	.354
	Home	41	13	22	6 (0)	32	95	145	.390
	Road	41	10	25	2 (4)	26	95	158	.371
<i>Fifth in Atlantic Division - 30th of 30 teams - Did not make playoffs</i>									
2005-06	TOTAL	82	22	46	14	58	243	310	.354
	Eddie Olczyk	31	8	17	6	22	81	123	.355
	Michel Therrien	51	14	29	8	36	162	187	.353
	Home	41	12	21	8	32	132	153	.390
	Road	41	10	25	6	26	111	157	.317
<i>Michel Therrien replaced Eddie Olczyk on Dec. 15, 2005</i>									
<i>Fifth in Atlantic Division - 29th of 30 teams - Did not make playoffs</i>									
2006-07	Michel Therrien	82	47	24	11	105	267	240	.640
	Home	41	26	10	5	57	131	101	.695
	Road	41	21	14	6	48	136	139	.585
<i>Second in Atlantic Division - 10th of 30 teams - Lost to Ottawa, 4-1, in Conference Quarterfinals</i>									
2007-08	Michel Therrien	82	47	27	8	102	240	212	.622
	Home	41	26	10	5	57	134	94	.695
	Road	41	21	17	3	45	106	118	.549
<i>First in Atlantic Division - 4th of 30 teams</i>									
<i>Eliminated Ottawa, 4-0, in Conference Quarterfinals; Eliminated NY Rangers, 4-1, in Conference Semifinals; Eliminated Philadelphia, 4-1, in Conference Final; Lost to Detroit, 4-2, in Stanley Cup Final</i>									
2008-09	TOTAL	82	45	28	9	99	258	233	.604
	Michel Therrien	57	27	25	5	59	167	172	.518
	Dan Bylsma	25	18	3	4	40	91	61	.800
	Home	41	25	13	3	53	131	102	.646
	Road	41	20	15	6	46	129	131	.561
<i>Dan Bylsma replaced Michel Therrien on Feb. 15, 2009</i>									
<i>Second in Atlantic Division - 8th of 30 teams</i>									
<i>Eliminated Philadelphia, 4-2, in Conference Quarterfinals; Eliminated Washington, 4-3, in Conference Semifinals; Eliminated Carolina, 4-0, in Conference Final; Defeated Detroit, 4-3, in Stanley Cup Final</i>									
2009-10	Dan Bylsma	82	47	28	7	101	249	235	.616
	Home	41	25	12	4	54	140	113	.659
	Road	41	22	16	3	47	109	122	.573
<i>Second in Atlantic Division - 8th of 30 teams</i>									
<i>Eliminated Ottawa, 4-2, in Conference Quarterfinals; Lost to Montreal, 4-3, in Conference Semifinals</i>									
2010-11	Dan Bylsma	82	49	25	8	106	228	196	.646
	Home	41	25	14	2	52	116	94	.634
	Road	41	24	11	6	54	112	102	.659
<i>Second in Atlantic Division - 3rd (tied) of 30 teams - Lost to Tampa Bay, 4-3, in Conference Quarterfinals</i>									
2011-12	Dan Bylsma	82	51	25	6	108	273	218	.659
	Home	41	29	10	2	60	146	103	.732
	Road	41	22	15	4	48	127	115	.585
<i>Second in Atlantic Division - 4th of 30 teams - Lost to Philadelphia, 4-2, in Conference Quarterfinals</i>									

Year	Coach	GP	W	L	T/SO	PTS	GF	GA	PCT
2012-13	Dan Bylsma	48	36	12	0	72	162	119	.750
	Home	24	18	6	0	36	78	52	.750
	Road	24	18	6	0	36	84	67	.750
<i>First in Atlantic Division - 2nd of 30 teams - Eliminated NY Islanders, 4-2, in Conference Quarterfinals; Eliminated Ottawa, 4-1, in Conference Semifinals; Lost to Boston, 4-0, in Conference Finals</i>									
2013-14	Dan Bylsma	82	51	24	7	109	242	204	.665
	Home	41	28	9	4	60	132	93	.732
	Road	41	23	15	3	49	110	111	.598
<i>First in Metropolitan Division - 6th of 30 teams - Eliminated Columbus, 4-2, in First Round; Lost to NY Rangers, 4-3, in Second Round</i>									
2014-15	Mike Johnston	82	43	27	12	98	217	204	.598
	Home	41	23	14	4	50	116	103	.610
	Road	41	20	13	8	48	101	101	.585
<i>Fourth in Metropolitan Division - 15th of 30 teams - Lost to NY Rangers, 4-1, in First Round</i>									

CAPTAINS, PRESIDENTS, SCOUTS

PRESIDENTS

1967-70	Jack E. McGregor
1970-72	Jack Riley
1973-74	No President
1975-77	Wren Blair
1977-81	Vince Bartimo
1981-88	Edward J. DeBartolo, Sr.
1988-91	Denise DeBartolo-York
1991-92	Howard Baldwin
1993-96	Jack Kelley
1996-97	Donn Patton
1998-99	Craig Patrick
1999-01	Mario Lemieux
2001-02	Tom Rooney/Ken Sawyer
2002-07	Ken Sawyer
2007-Present	David Morehouse

CAPTAINS

1967-68	Ab McDonald
1968-69	Earl Ingarfield
1969-73	No Captain
1973-77	Ron Schock
1977-78	Jean Pronovost
1978-81	Orest Kindrachuk
1981-84	Randy Carlyle
1984-86	Mike Bullard
1986-87	Mike Bullard/Terry Ruskowski
1987-88	Dan Frawley/Mario Lemieux
1988-94	Mario Lemieux
1994-95	Ron Francis
1995-97	Mario Lemieux
1997-98	Ron Francis
1998-01	Jaromir Jagr
2001-06	Mario Lemieux
2006-07	No Captain
2007-Present	Sidney Crosby

SCOUTS

Edgar Brenchley (1967-70 & 1971-73)	Les Binkley (1989-99)	Don Waddell (2012-14)
Rudy Migay (1967-68 & 1971-75)	Charlie Hodge (1989-05)	Erkki Rajamaki (2013-15)
Ken Carson (1967-68)	Doug McCauley (1989-91)	Dan MacKinnon (2006-present)
"Red" Sullivan (1969-70)	Ralph Cox (1989-99)	Jay Heinbuck (2006-present)
Dave Lucas (1969-75)	Pierre McGuire (1990-91)	Patrik Allvin (2006-present)
Clare Rothermel (1969-75 & 1977-84)	Mark Kelley (1993-06)	Wayne Meier (2006-present)
Ron Marlow (1971-72)	Phil Russell (1993-97)	Brian Fitzgerald (2006-present)
Dick Coss (1971-72)	Glenn Patrick (1994-06)	Derek Clancey (2007-present)
Gerry Brown (1971-74)	Herb Brooks (1996-03)	Luc Gauthier (2008-present)
Jack Riley (1974-75)	Wayne Daniels (1999-05)	Ron Pyyette (2008-present)
Ken Schinkel (1974-76)	Neil Shea (1999-06)	Randy Sexton (2010-present)
Gerald Blair (1976-77)	Richard Rose (2001-05)	Al Santilli (2011-present)
Billy Taylor (1979-86)	Chuck Grillo (2001-11)	Tommy Westlund (2011-present)
Albert Mandanici (1981-88)	Matt Recchi (2005-08)	Scott Bell (2012-present)
Lou Angotti (1984-86)	Kevin Stevens (2005-12)	Chris DePiero (2012-present)
Bruce Haralson (1984-89)	Bill O'Flaherty (2006-07)	Gilles Meloche (1990-06; 2013-present)
John Gill (1985-95)	Darryl Plandowski (2006-08)	Warren Young (2013-present)
Paul Goulet (1986-88)	Robert Neuhauser (2006-11)	Frank Golden (2014-present)
Doug Wood (1986-88)	Jim Madigan (2006-11)	Colin Alexander (2015-present)
Rick Kehoe (1986-06)	David McNamara (2007-12)	
Fred Gore (1987-89)	Dave Allison (2009-12)	
Greg Malone (1988-06)	Andre Savard (2009-14)	

ALL TIME LEADERS

GAMES PLAYED

SEASON		CAREER		
Joe Mullen	84	1993-94	Mario Lemieux	915
Larry Murphy	84	1993-94	Jaromir Jagr	806
Martin Straka	84	1993-94	Jean Pronovost	753
Ron Francis	84	1992-93	Rick Kehoe	722
Shawn McEachern	84	1992-93	Brooks Orpik	703
Kevin Stevens	83	1993-94	Sidney Crosby	627
Larry Murphy	83	1992-93	Ron Stackhouse	621
29 Players Tied With 82			Ron Schock	619
			Marc-Andre Fleury	595
			Evgeni Malkin	587
			Dave Burrows	573
			Bob Errey	572

GOALS

SEASON		CAREER		
Mario Lemieux	85	1988-89	Mario Lemieux	690
Mario Lemieux	70	1987-88	Jaromir Jagr	439
Mario Lemieux	69	1995-96	Jean Pronovost	316
Mario Lemieux	69	1992-93	Rick Kehoe	312
Jaromir Jagr	62	1995-96	Sidney Crosby	302
Kevin Stevens	55	1992-93	Evgeni Malkin	268
Rick Kehoe	55	1980-81	Kevin Stevens	260
Kevin Stevens	54	1991-92	Mike Bullard	185
Mario Lemieux	54	1986-87	Martin Straka	165
Pierre Larouche	53	1975-76	Ron Francis	164
Jaromir Jagr	52	2000-01	Mark Recchi	154
Jean Pronovost	52	1975-76	Joe Mullen	153
Sidney Crosby	51	2009-10	Alexei Kovalev	151
Mike Bullard	51	1983-84	Syl Apps	151
Evgeni Malkin	50	2011-12	Rob Brown	150
Mario Lemieux	50	1996-97	Chris Kunitz	143
			Greg Malone	143

ASSISTS

SEASON		CAREER		
Mario Lemieux	114	1988-89	Mario Lemieux	1,033
Mario Lemieux	98	1987-88	Jaromir Jagr	640
Mario Lemieux	93	1985-86	Sidney Crosby	551
Mario Lemieux	92	1995-96	Ron Francis	449
Ron Francis	92	1995-96	Evgeni Malkin	434
Mario Lemieux	91	1992-93	Syl Apps	349
Jaromir Jagr	87	1995-96	Paul Coffey	332
Mario Lemieux	87	1991-92	Rick Kehoe	324
Sidney Crosby	84	2006-07	Kevin Stevens	295
			Jean Pronovost	287
			Ron Schock	280

POINTS

SEASON			CAREER	
Mario Lemieux	199	1988-89	Mario Lemieux	1,723
Mario Lemieux	168	1987-88	Jaromir Jagr	1,079
Mario Lemieux	161	1995-96	Sidney Crosby	853
Mario Lemieux	160	1992-93	Evgeni Malkin	702
Jaromir Jagr	149	1995-96	Rick Kehoe	636
Mario Lemieux	141	1985-86	Ron Francis	613
Mario Lemieux	131	1991-92	Jean Pronovost	603
Jaromir Jagr	127	1998-99	Kevin Stevens	555
Kevin Stevens	123	1991-92	Syl Apps	500
Mario Lemieux	123	1989-90	Martin Straka	442
Mario Lemieux	122	1996-97	Paul Coffey	440
Jaromir Jagr	121	2000-01	Ron Schock	404
Sidney Crosby	120	2006-07	Mark Recchi	385
Ron Francis	119	1995-96	Greg Malone	364
Rob Brown	115	1988-89	Mike Bullard	360

POWER-PLAY GOALS

SEASON			CAREER	
Mario Lemieux	31	1995-96	Mario Lemieux	236
Mario Lemieux	31	1988-89	Jaromir Jagr	110
Kevin Stevens	26	1992-93	Kevin Stevens	110
Rob Brown	24	1988-89	Evgeni Malkin	97
Mario Lemieux	22	1987-88	Rick Kehoe	95
Kevin Stevens	21	1993-94	Sidney Crosby	91
Dan Quinn	21	1987-88	Jean Pronovost	69
Paul Gardner	21	1981-82	Rob Brown	68
Four Players Tied With 20			Mark Recchi	61
			Paul Gardner	59
			Mike Bullard	58
			Ron Francis	54

GAME-WINNING GOALS

SEASON			CAREER	
Jaromir Jagr	12	1995-96	Jaromir Jagr	78
Petr Sykora	10	2008-09	Mario Lemieux	74
Jaromir Jagr	10	2000-01	Evgeni Malkin	44
Mario Lemieux	10	1992-93	Jean Pronovost	42
Evgeni Malkin	9	2011-12	Sidney Crosby	37
Alexei Kovalev	9	2000-01	Kevin Stevens	27
Joe Mullen	9	1993-94	Rick Kehoe	26
Jaromir Jagr	9	1992-93	Martin Straka	26
Mark Recchi	9	1990-91	Chris Kunitz	24
Jean Pronovost	9	1974-75	Mark Recchi	22
Five Players Tied With 8			Joe Mullen	22
			Pascal Dupuis	21
			Alex Kovalev	21
			Ron Francis	21

SHORTHANDED GOALS

SEASON			CAREER	
Mario Lemieux	13	1988-89	Mario Lemieux	49
Mario Lemieux	10	1987-88	Ron Schock	14
Mario Lemieux	8	1995-96	Jean Pronovost	14
Jordan Staal	7	2006-07	Jordan Staal	13
Mario Lemieux	6	1992-93	Maxime Talbot	12
Ryan Malone	5	2005-06	George Ferguson	12
Seven Players Tied With 4			Ryan Malone	11
			Syl Apps	11
			Phil Bourque	10
			Martin Straka	9
			Jaromir Jagr	9
			Bob Errey	9

SHOTS

SEASON			CAREER	
Jaromir Jagr	403	1995-96	Mario Lemieux	3,633
Mario Lemieux	382	1987-88	Jaromir Jagr	2,911
Jaromir Jagr	343	1998-99	Jean Pronovost	2,310
Paul Coffey	342	1998-99	Rick Kehoe	2,165
Evgeni Malkin	339	2011-12	Evgeni Malkin	2,095
Mario Lemieux	338	1995-96	Sidney Crosby	2,093
James Neal	329	2011-12	Kevin Stevens	1,631
Mario Lemieux	327	1996-97	Ron Stackhouse	1,342

SHOOTING PERCENTAGE

SEASON			CAREER	
Warren Young	30.8	1984-85	Rob Brown	19.7
Rob Brown	30.0	1987-88	Mike Bullard	19.1
Rob Brown	29.0	1988-89	Mario Lemieux	19.0
Terry Ruskowski	28.6	1985-86	Paul Gardner	19.0
Mario Lemieux	27.2	1988-89		

OVERTIME GOALS

SEASON			CAREER	
Colby Armstrong	3	2006-07	Mario Lemieux	11
Sidney Crosby	3	2005-06	Jaromir Jagr	9
Ryan Malone	3	2003-04	Evgeni Malkin	7
Aleksey Morozov	3	2003-04	Sidney Crosby	7
Jaromir Jagr	3	1998-99	Alexei Kovalev	4
Seven Players Tied With 2			Aleksey Morozov	4

CONSECUTIVE GAMES PLAYED

REGULAR SEASON	
Craig Adams	319
Ron Schock	313
Jordan Staal	302
Nick Harbaruk	276
Evgeni Malkin	254
Ron Stackhouse	235

POWER-PLAY POINTS/ASSISTS (SEASON)

POINTS			ASSISTS		
Mario Lemieux	80	1988-89	Mario Lemieux	58	1987-88
Mario Lemieux	80	1987-88	Paul Coffey	53	1988-89
Mario Lemieux	79	1995-96	Mario Lemieux	49	1988-89
Paul Coffey	64	1988-89	Sidney Crosby	48	2006-07
Mario Lemieux	62	1985-86	Mario Lemieux	48	1995-96
Sidney Crosby	61	2006-07	Mario Lemieux	45	1985-86
Mario Lemieux	55	1992-93	Ron Francis	42	1995-96
Ron Francis	54	1995-96	Ron Francis	40	1992-93
Jaromir Jagr	51	1995-96	Three Players Tied	39	

GAMES BY A GOALTENDER

SEASON			CAREER	
Marc-Andre Fleury	67	2011-12	Marc-Andre Fleury	595
Marc-Andre Fleury	67	2009-10	Tom Barrasso	460
Marc-Andre Fleury	67	2006-07	Denis Herron	290
Johan Hedberg	66	2001-02	Ken Wregget	212
Marc-Andre Fleury	65	2010-11	Les Binkley	196
Marc-Andre Fleury	64	2014-15		
Marc-Andre Fleury	64	2013-14		
Tom Barrasso	63	1997-98		
Tom Barrasso	63	1992-93		
Greg Millen	63	1980-81		

VICTORIES

SEASON			CAREER	
Tom Barrasso	43	1992-93	Marc-Andre Fleury	322
Marc-Andre Fleury	42	2011-12	Tom Barrasso	226
Marc-Andre Fleury	40	2006-07	Ken Wregget	104
Marc-Andre Fleury	39	2013-14	Denis Herron	88
Marc-Andre Fleury	37	2009-10	Jean-Sebastien Aubin	63
Marc-Andre Fleury	36	2010-11	Les Binkley	58
Marc-Andre Fleury	35	2008-09	Greg Millen	57
Marc-Andre Fleury	34	2014-15	Johan Hedberg	46
Tom Barrasso	31	1997-98	Roberto Romano	46
Tom Barrasso	29	1995-96	Jim Rutherford	44
Tom Barrasso	27	1990-91		

SHUTOUTS

SEASON			CAREER	
Marc-Andre Fleury	10	2014-15	Marc-Andre Fleury	38
Tom Barrasso	7	1997-98	Tom Barrasso	22
Johan Hedberg	6	2001-02	Les Binkley	11
Les Binkley	6	1967-68	Johan Hedberg	7
Marc-Andre Fleury	5	2013-14	Ken Wregget	6
Marc-Andre Fleury	5	2006-07	Denis Herron	6
Dunc Wilson	5	1976-77	Jean-Sebastien Aubin	6
Tom Barrasso	4	1998-99	Dunc Wilson	5
Tom Barrasso	4	1992-93		

SEASON LEADERS

	GOALS		ASSISTS	
1967-68	22	Ab McDonald	39	Andy Bathgate
1968-69	25	Keith McCreary	38	Charlie Burns
1969-70	20	Dean Prentice	32	Michel Briere
1970-71	21	Keith McCreary, Dean Prentice, Jean Pronovost	32	Bryan Hextall
1971-72	30	Greg Polis, Jean Pronovost	44	Syl Apps
1972-73	35	Al McDonough	56	Syl Apps
1973-74	43	Lowell MacDonald	61	Syl Apps
1974-75	43	Jean Pronovost	63	Ron Schock
1975-76	53	Pierre Larouche	67	Syl Apps
1976-77	33	Jean Pronovost	43	Syl Apps
1977-78	40	Jean Pronovost	43	Greg Malone
1978-79	35	Greg Malone	42	Orest Kindrachuk
1979-80	30	Rick Kehoe	32	Greg Malone
1980-81	55	Rick Kehoe	67	Randy Carlyle
1981-82	36	Mike Bullard, Paul Gardner	65	Randy Carlyle
1982-83	29	Rick Kehoe	44	Greg Malone
1983-84	51	Mike Bullard	41	Mike Bullard
1984-85	43	Mario Lemieux	57	Mario Lemieux
1985-86	48	Mario Lemieux	93	Mario Lemieux
1986-87	54	Mario Lemieux	53	Mario Lemieux
1987-88	70	Mario Lemieux	98	Mario Lemieux
1988-89	85	Mario Lemieux	114	Mario Lemieux
1989-90	45	Mario Lemieux	78	Mario Lemieux
1990-91	40	Mark Recchi, Kevin Stevens	73	Mark Recchi
1991-92	54	Kevin Stevens	87	Mario Lemieux
1992-93	69	Mario Lemieux	91	Mario Lemieux
1993-94	41	Kevin Stevens	67	Jaromir Jagr
1994-95	32	Jaromir Jagr	48	Ron Francis
1995-96	69	Mario Lemieux	92	Mario Lemieux, Ron Francis
1996-97	50	Mario Lemieux	72	Mario Lemieux
1997-98	35	Jaromir Jagr	67	Jaromir Jagr
1998-99	44	Jaromir Jagr	83	Jaromir Jagr
1999-00	42	Jaromir Jagr	54	Jaromir Jagr
2000-01	52	Jaromir Jagr	69	Jaromir Jagr
2001-02	32	Alexei Kovalev	44	Alexei Kovalev

	GOALS		ASSISTS	
2002-03	28	Mario Lemieux	63	Mario Lemieux
2003-04	22	Ryan Malone	36	Dick Tarnstrom
2005-06	39	Sidney Crosby	63	Sidney Crosby
2006-07	36	Sidney Crosby	84	Sidney Crosby
2007-08	47	Evgeni Malkin	59	Evgeni Malkin
2008-09	35	Evgeni Malkin	78	Evgeni Malkin
2009-10	51	Sidney Crosby	58	Sidney Crosby
2010-11	32	Sidney Crosby	42	Kris Letang
2011-12	50	Evgeni Malkin	59	Evgeni Malkin
2012-13	22	Chris Kunitz	41	Sidney Crosby
2013-14	36	Sidney Crosby	68	Sidney Crosby
2014-15	28	Sidney Crosby/Evgeni Malkin	56	Sidney Crosby

	POINTS		GW GOALS	
1967-68	58	Andy Bathgate	4	Andy Bathgate
1968-69	52	Ken Schinkel	4	Keith McCreary
1969-70	51	Dean Prentice	5	Ken Schinkel
1970-71	48	Bryan Hextall	3	Andy Bathgate, Keith McCreary
1971-72	59	Syl Apps	5	Bryan Hextall
1972-73	85	Syl Apps	5	Jean Pronovost
1973-74	85	Syl Apps	4	Al McDonough
1974-75	86	Ron Schock	9	Jean Pronovost
1975-76	111	Pierre Larouche	4	Syl Apps, Bob Kelly
1976-77	65	Jean Pronovost	6	Pierre Larouche
1977-78	65	Jean Pronovost	5	Jean Pronovost
1978-79	65	Greg Malone	7	Peter Lee
1979-80	60	Rick Kehoe	5	Paul Marshall
1980-81	88	Rick Kehoe	5	Rick Kehoe, Rod Schutt
1981-82	85	Rick Kehoe	5	Mike Bullard
1982-83	67	Doug Shedden	4	Pat Boutette
1983-84	92	Mike Bullard	3	Rick Kehoe
1984-85	100	Mario Lemieux	3	Wayne Binachin, Mike Bullard, Doug Shedden, Warren Young
1985-86	141	Mario Lemieux	7	Terry Ruskowski
1986-87	107	Mario Lemieux	5	Randy Cunneynworth
1987-88	168	Mario Lemieux	7	Mario Lemieux
1988-89	199	Mario Lemieux	8	Mario Lemieux
1989-90	123	Mario Lemieux	4	John Cullen, Mario Lemieux, Mark Recchi
1990-91	113	Mark Recchi	9	Mark Recchi
1991-92	131	Mario Lemieux	5	Mario Lemieux
1992-93	160	Mario Lemieux	10	Mario Lemieux
1993-94	99	Jaromir Jagr	9	Joe Mullen
1994-95	70	Jaromir Jagr	7	Jaromir Jagr
1995-96	161	Mario Lemieux	2	Jaromir Jagr
1996-97	122	Mario Lemieux	7	Mario Lemieux
1997-98	102	Jaromir Jagr	8	Jaromir Jagr
1998-99	127	Jaromir Jagr	7	Jaromir Jagr
1999-00	96	Jaromir Jagr	5	Jaromir Jagr, Robert Lang
2000-01	121	Jaromir Jagr	10	Jaromir Jagr
2001-02	76	Alexei Kovalev	6	Jan Hrdina
2002-03	91	Mario Lemieux	4	Mario Lemieux, Martin Straka
2003-04	52	Dick Tarnstrom	5	Aleksey Morozov
2005-06	102	Sidney Crosby	5	Sidney Crosby
2006-07	120	Sidney Crosby	6	Evgeni Malkin
2007-08	106	Evgeni Malkin	6	Ryan Malone
2008-09	113	Evgeni Malkin	10	Petr Sykora
2009-10	109	Sidney Crosby	7	Evgeni Malkin
2010-11	66	Sidney Crosby	4	Jordan Staal
2011-12	109	Evgeni Malkin	9	Evgeni Malkin
2012-13	56	Sidney Crosby	6	James Neal
2013-14	104	Sidney Crosby	8	Chris Kunitz
2014-15	84	Sidney Crosby	5	Chris Kunitz/Blake Comeau

	PP GOALS		SH GOALS	
1967-68	6	Ab McDonald	1	Ab McDonald, Earl Ingarfield
1968-69	8	Keith McCreary, Ken Schinkel	2	Jean Pronovost, Bob Woytowich
1969-70	12	Dean Prentice	1	Val Fonteyne, Ron Schock
1970-71	7	Andy Bathgate, Dean Prentice	2	Ron Schock
1971-72	8	Greg Polis	2	Ron Schock
1972-73	8	Greg Polis, Eddie Shack	3	Ron Schock
1973-74	9	Lowell MacDonald	4	Syl Apps
1974-75	11	Jean Pronovost	4	Vic Hadfield
1975-76	18	Pierre Larouche	2	Lew Morrison, Jean Pronovost
1976-77	8	Pierre Larouche	2	Syl Apps
1977-78	12	Jean Pronovost	2	Pete Mahovich, Jean Pronovost
1978-79	10	Peter Lee	3	George Ferguson
1979-80	7	Rick Kehoe	3	George Ferguson
1980-81	20	Rick Kehoe	3	George Ferguson
1981-82	21	Paul Gardner	3	George Ferguson
1982-83	20	Paul Gardner	1	Pat Boutette, Randy Carlyle, Doug Shedden
1983-84	15	Mike Bullard	2	Kevin McClelland
1984-85	14	Mike Bullard	2	Mitch Lamoreux
1985-86	17	Doug Shedden	3	Dave Hannan
1986-87	19	Mario Lemieux	3	Dan Quinn
1987-88	22	Mario Lemieux	10	Mario Lemieux
1988-89	31	Mario Lemieux	13	Mario Lemieux
1989-90	14	Mario Lemieux	3	Mario Lemieux
1990-91	18	Kevin Stevens	4	Phil Bourque
1991-92	19	Kevin Stevens	4	Mario Lemieux
1992-93	26	Kevin Stevens	6	Mario Lemieux
1993-94	21	Kevin Stevens	2	Shawn McEachern
1994-95	8	Jaromir Jagr	3	Jaromir Jagr
1995-96	31	Mario Lemieux	8	Mario Lemieux
1996-97	15	Mario Lemieux	3	Petr Nedved
1997-98	15	Stu Barnes	3	Martin Straka
1998-99	10	Jaromir Jagr	4	Martin Straka
1999-00	13	Robert Lang	2	Alexei Kovalev
2000-01	16	Mario Lemieux	2	Alexei Kovalev
2001-02	8	Alexei Kovalev	1	Alexei Kovalev, Robert Lang, Toby Petersen, Dan LaCouture, Wayne Primeau
2002-03	14	Mario Lemieux	2	Ville Nieminen
2003-04	12	Dick Tarnstrom	3	Ryan Malone
2005-06	16	Sidney Crosby	5	Ryan Malone
2006-07	16	Evgeni Malkin	7	Jordan Staal
2007-08	17	Evgeni Malkin	2	Ryan Malone
2008-09	14	Evgeni Malkin	2	Evgeni Malkin, Maxime Talbot
2009-10	13	Evgeni Malkin, Sidney Crosby	2	Evgeni Malkin, Sidney Crosby, Jordan Staal
2010-11	10	Sidney Crosby	4	Pascal Dupuis
2011-12	18	James Neal	3	Pascal Dupuis, Jordan Staal
2012-13	9	James Neal, Chris Kunitz	1	Pascal Dupuis, Craig Adams
2013-14	13	Chris Kunitz	3	Brandon Sutter
2014-15	10	Sidney Crosby	4	Brandon Sutter

	PENALTY MINS		SHOTS	
1967-68	74	Leo Boivin	293	Andy Bathgate
1968-69	81	Dunc McCallum	225	Ken Schinkel
1969-70	189	Bryan Watson	225	Ken Schinkel
1970-71	133	Bryan Watson	225	Jean Pronovost
1971-72	212	Bryan Watson	214	Jean Pronovost
1972-73	179	Bryan Watson	284	Al McDonough
1973-74	138	Steve Durbano	260	Lowell MacDonald
1974-75	172	Colin Campbell	275	Jean Pronovost
1975-76	161	Steve Durbano	319	Pierre Larouche
1976-77	115	Bob Kelly	250	Rick Kehoe
1977-78	378	Dave Schultz	219	Jean Pronovost
1978-79	157	Dave Schultz	219	Jean Pronovost
1979-80	166	Kim Clackson	239	Rick Kehoe
1980-81	204	Paul Baxter	299	Rick Kehoe
1981-82	409	Paul Baxter	249	Rick Kehoe
1982-83	238	Paul Baxter	203	Rick Kehoe
1983-84	297	Gary Rissling	214	Ron Flockhart
1984-85	209	Gary Rissling	209	Mario Lemieux
1985-86	174	Dan Frawley	276	Mario Lemieux
1986-87	218	Dan Frawley	267	Mario Lemieux
1987-88	206	Rod Buskas	382	Mario Lemieux
1988-89	285	Jay Caufield	342	Paul Coffey
1989-90	171	Kevin Stevens	324	Paul Coffey
1990-91	211	Ulf Samuelsson	253	Kevin Stevens
1991-92	252	Kevin Stevens	325	Kevin Stevens
1992-93	252	Rick Tocchet	326	Kevin Stevens
1993-94	155	Kevin Stevens	298	Jaromir Jagr
1994-95	114	Francois Leroux	192	Jaromir Jagr
1995-96	161	Francois Leroux	403	Jaromir Jagr
1996-97	155	Dave Roche	327	Mario Lemieux
1997-98	181	Chris Tamer	262	Jaromir Jagr
1998-99	93	Brad Werenka	343	Jaromir Jagr
1999-00	197	Matthew Barnaby	290	Jaromir Jagr
2000-01	165	Krzysztof Oliwa	317	Jaromir Jagr
2001-02	150	Krzysztof Oliwa	266	Alexei Kovalev
2002-03	128	Steve McKenna	235	Mario Lemieux
2003-04	127	Brooks Orpik	163	Rico Fata
2005-06	124	Brooks Orpik, Eric Cairns	278	Sidney Crosby
2006-07	125	Jarkko Ruutu	250	Sidney Crosby
2007-08	141	Georges Laraque	272	Evgeni Malkin
2008-09	171	Eric Godard	290	Evgeni Malkin
2009-10	120	Mike Rupp	298	Sidney Crosby
2010-11	129	Matt Cooke	236	Kris Letang
2011-12	87	James Neal	339	Evgeni Malkin
2012-13	62	Tanner Glass	140	Pascal Dupuis
2013-14	90	Tanner Glass	259	Sidney Crosby
2014-15	238	Steve Downie	237	Sidney Crosby

	PLUS/MINUS		G.A.A.	
1967-68	-2	Paul Andrea	2.86	Hank Bassen
1968-69	E	Gene Ubriaco	3.20	Joe Daley
1969-70	-1	Bryan Watson	3.03	Al Smith
1970-71	10	Wally Boyer	2.86	Les Binkley
1971-72	18	Syl Apps	3.22	Jim Rutherford
1972-73	37	Lowell MacDonald	2.91	Jim Rutherford
1973-74	21	Syl Apps	3.44	Jim Rutherford
1974-75	29	Barry Wilkins	3.09	Gary Inness
1975-76	27	Dave Burrows	3.45	Michel Plasse
1976-77	13	Bob Kelly	2.94	Denis Herron
1977-78	4	Pete Mahovich	3.57	Denis Herron
1978-79	21	Ron Stackhouse	3.37	Denis Herron
1979-80	16	Ron Stackhouse	3.64	Greg Millen
1980-81	4	Mark Johnson	4.16	Greg Millen
1981-82	9	Greg Sheppard	3.79	Michel Dion
1982-83	-9	Peter Lee	4.26	Michel Dion
1983-84	3	Bryan Maxwell	4.08	Denis Herron
1984-85	-6	Gary Rissling	4.42	Roberto Romano
1985-86	15	Mike Blaisdell	3.56	Roberto Romano
1986-87	14	Randy Cunneynworth	3.43	Gilles Meloche
1987-88	23	Mario Lemieux	3.35	Steve Guenette
1988-89	41	Mario Lemieux	4.04	Tom Barrasso
1989-90	11	Randy Hillier	4.17	Wendell Young
1990-91	17	Gord Roberts	3.59	Tom Barrasso
1991-92	33	Larry Murphy	3.53	Tom Barrasso
1992-93	55	Mario Lemieux	3.01	Tom Barrasso
1993-94	24	Martin Straka	3.36	Tom Barrasso
1994-95	30	Ron Francis	3.21	Ken Wregget
1995-96	37	Petr Nedved	3.24	Ken Wregget
1996-97	27	Mario Lemieux	2.94	Patrick Lalime
1997-98	17	Jaromir Jagr	2.07	Tom Barrasso
1998-99	18	German Titov	2.22	Jean-Sebastien Aubin
1999-00	25	Jaromir Jagr	2.58	Jean-Sebastien Aubin
2000-01	20	Robert Lang	2.64	Johan Hedberg
2001-02	9	Robert Lang	2.75	Johan Hedberg
2002-03	2	Guillaume Lefebvre	2.64	Sebastien Caron
2003-04	2	Rob Scuderi	2.98	Jean-Sebastien Aubin
2005-06	15	Colby Armstrong	3.25	Marc-Andre Fleury
2006-07	16	Jordan Staal	2.83	Marc-Andre Fleury, Jocelyn Thibault
2007-08	18	Sidney Crosby	2.33	Marc-Andre Fleury
2008-09	23	Rob Scuderi	2.67	Marc-Andre Fleury
2009-10	19	Jordan Staal	2.65	Marc-Andre Fleury
2010-11	20	Sidney Crosby	2.17	Brent Johnson
2011-12	21	Kris Letang	2.36	Marc-Andre Fleury
2012-13	31	Pascal Dupuis	2.39	Marc-Andre Fleury
2013-14	33	Matt Niskanen	2.37	Marc-Andre Fleury
2014-15	17	Paul Martin	2.32	Marc-Andre Fleury

	SHUTOUTS		WINS	
1967-68	6	Les Binkley	20	Les Binkley
1968-69	2	Joe Daley	10	Les Binkley, Joe Daley
1969-70	3	Les Binkley	15	Al Smith
1970-71	2	Les Binkley, Al Smith	11	Les Binkley
1971-72	1	Jim Rutherford	17	Jim Rutherford
1972-73	3	Jim Rutherford	20	Jim Rutherford
1973-74	1	Andy Brown	13	Andy Brown
1974-75	2	Gary Inness	24	Gary Inness
1975-76	2	Michel Plasse	24	Michel Plasse
1976-77	5	Dunc Wilson	18	Dunc Wilson
1977-78	0	-	20	Denis Herron
1978-79	2	Greg Millen	22	Denis Herron
1979-80	2	Greg Millen	18	Greg Millen
1980-81	0	-	25	Greg Millen
1981-82	1	Gary Edwards	15	Michel Dion
1982-83	1	Denis Herron	12	Michel Dion
1983-84	1	Denis Herron, Roberto Romano	8	Denis Herron
1984-85	1	Denis Herron, Roberto Romano	10	Denis Herron
1985-86	2	Roberto Romano	21	Roberto Romano
1986-87	0	-	13	Gilles Meloche
1987-88	1	Steve Guenette, Frank Pietrangelo	12	Steve Guenette
1988-89	0	-	18	Tom Barrasso
1989-90	1	Wendell Young	16	Wendell Young
1990-91	1	Tom Barrasso	27	Tom Barrasso
1991-92	1	Tom Barrasso	25	Tom Barrasso
1992-93	4	Tom Barrasso	43	Tom Barrasso
1993-94	2	Tom Barrasso	22	Tom Barrasso
1994-95	0	-	25	Ken Wregget
1995-96	3	Ken Wregget	29	Tom Barrasso
1996-97	3	Ken Wregget	21	Patrick Lalime
1997-98	7	Tom Barrasso	31	Tom Barrasso
1998-99	4	Tom Barrasso	19	Tom Barrasso
1999-00	2	Jean-Sebastien Aubin	21	Jean-Sebastien Aubin
2000-01	3	Garth Snow	20	Jean-Sebastien Aubin
2001-02	6	Johan Hedberg	25	Johan Hedberg
2002-03	2	Sebastien Caron	14	Johan Hedberg
2003-04	1	Jean-Sebastien Aubin, Sebastien Caron, Marc-Andre Fleury	9	Sebastien Caron
2005-06	1	Marc-Andre Fleury, Sebastien Caron	13	Marc-Andre Fleury
2006-07	5	Marc-Andre Fleury	40	Marc-Andre Fleury
2007-08	4	Marc-Andre Fleury	19	Marc-Andre Fleury
2008-09	4	Marc-Andre Fleury	35	Marc-Andre Fleury
2009-10	1	Marc-Andre Fleury	37	Marc-Andre Fleury
2010-11	3	Marc-Andre Fleury	36	Marc-Andre Fleury
2011-12	3	Marc-Andre Fleury	42	Marc-Andre Fleury
2012-13	3	Tomas Vokoun	23	Marc-Andre Fleury
2013-14	5	Marc-Andre Fleury	39	Marc-Andre Fleury
2014-15	10	Marc-Andre Fleury	34	Marc-Andre Fleury

TEAM RECORDS

SEASON

POINTS

Most Overall	119*	1992-93
Most Home	66	1992-93
Most Road	54	2010-11
Fewest Overall	38	1983-84
Fewest Home	18	1983-84
Fewest Road	13	1982-83

*Includes four points from neutral site games

WINS

Most Overall	56	1992-93
Most Home	32	1995-96
Most Road	24	2010-11, 1992-93
Fewest Overall	16	1983-84
Fewest Home	7	1983-84
Fewest Road	3	1970-71

LOSSES

Most Overall	58	1983-84
Most Home	29	1983-84
Most Road	31	1982-83
Fewest Overall	21	1992-93
Fewest Home	5	1974-75
Fewest Road	11	2010-11

TIES

Most Overall	20	1970-71
Most Home	10	1998-99, 1997-98, 1974-75, 1967-68
Most Road	11	1970-71
Fewest Overall	4	1995-96
Fewest Home	0	1995-96
Fewest Road	1	1999-00

GOALS

Most For	367	1992-93
Most For Home	215	1995-96
Most For Road	162	1988-89
Most Against	394	1982-83
Most Against Home	182	1983-84
Most Against Road	224	1982-83
Fewest For	182	1969-70
Fewest For Home	95	2003-04
Fewest For Road	77	1969-70
Fewest Against	188	1997-98
Fewest Against Home	92	1970-71
Fewest Against Road	90	1997-98

ASSISTS

Most For	633	1992-93
Most Against	665	1982-83
Fewest For	294	1969-70
Fewest Against	298	1997-98

POINTS

Most For	1,000	1992-93
Most Against	1,049	1982-83
Fewest For	476	1969-70
Fewest Against	486	1997-98

PENALTIES

Most For	897	1988-89
Most Against	906	1988-89
Fewest For	248	1967-68
Fewest Against	330	1967-68

PENALTY MINUTES

Most For	2,670	1988-89
Most Against	2,702	1988-89
Fewest For	554	1967-68
Fewest Against	750	1967-68

MINORS

Most For	773	1987-88
Most Against	752	1987-88
Fewest For	237	1967-68
Fewest Against	315	1967-68

MAJORS

Most For	118	1988-89
Most Against	114	1988-89
Fewest For	1	1967-68
Fewest Against	6	1967-68

MISCONDUCTS

Most For	69	1981-82
Most Against	87	1981-82
Fewest For	1	1968-69
Fewest Against	7	1976-77

SHOTS ON GOAL

Most For	2,761	1974-75
Most Against	2,908	1983-84
Fewest For	2,009	1998-99
Fewest Against	2,129	1998-99

POWER-PLAY GOALS

Most For	119	1988-89
Most Against	120	1987-88
Fewest For	37	1967-68
Fewest Against	31	1967-68

POWER-PLAY CHANCES

Most For	500	1987-88
Most Against	533	2005-06
Fewest For	254	2014-15
Fewest Against	193	1967-68

POWER-PLAY PERCENTAGE

Highest For	26.0	1995-96
Highest Against	27.4	1982-83
Lowest For	13.6	1967-68
Lowest Against	12.2	2011-12

SHORTHANDED GOALS

Most For	21	1988-89
Most Against	22	1984-85
Fewest For	2	1968-69, 1967-68
Fewest Against	4	1979-80, 1978-79, 1973-74

80 OR MORE POINT PLAYERS

Most For	6	1992-93
Fewest For	0	15 times (last 2012-13)

90 OR MORE POINT PLAYERS

Most For	5	1992-93
Fewest For	0	21 times (last 2014-15)

100 OR MORE POINT PLAYERS

Most For	4	1992-93
Fewest For	0	25 times (last 2014-15)

20 OR MORE GOAL PLAYERS

Most For	9	1989-90, 1974-75
Fewest For	1	2003-04, 2002-03, 1968-69

30 OR MORE GOAL PLAYERS

Most For	5	1992-93, 1975-76
Fewest For	0	9 times (last 2014-15)

40 OR MORE GOAL PLAYERS

Most For	3	1995-96, 1992-93, 1991-92
Fewest For	0	23 times (last 2014-15)

50 OR MORE GOAL PLAYERS

Most For	2	1995-96, 1992-93, 1975-76
Fewest For	0	34 times (last 2014-15)

40 OR MORE ASSIST PLAYERS		
Most For	7	1975-76
Fewest For	0	6 times (last 2003-04)

50 OR MORE ASSIST PLAYERS		
Most For	6	1992-93
Fewest For	0	16 times (last 2012-13)

60 OR MORE ASSIST PLAYERS		
Most For	5	1992-93
Fewest For	0	24 times (last 2014-15)

100 OR MORE PENALTY MINUTE PLAYERS		
Most For	15	1988-89
Fewest For	0	5 times (last 2013-14)

200 OR MORE PENALTY MINUTE PLAYERS		
Most For	3	1981-82
Fewest For	0	33 times (last 2013-14)

GAMES

GOALS		
Most For, Home	12	Toronto (12/26/91) Washington (3/15/75)
Most For, Road	10	NY Rangers (4/9/93)
Most Against, Home	11	NY Rangers (11/25/92)
Most Against, Road	13	Philadelphia (3/22/84)
Most For, Two Consecutive Games	18	12/26/91-12/28/91 12/23/91-12/26/91 3/15/75-3/16/75
Most Against, Two Consecutive Games	19	3/22/84-3/24/84
Most For, Both Teams, Home	18	San Jose 10 – Pittsburgh 8 (1/13/96)
Most For, Both Teams, Road	17	Philadelphia 13 – Pittsburgh 4 (3/22/84)

ASSISTS		
Most For, Home	20	Toronto (12/26/91) Washington (3/15/75)
Most For, Road	17	NY Rangers (12/3/90)
Most Against, Home	19	NY Rangers (11/25/92)
Most Against, Road	22	Philadelphia (3/22/84)
Most For, Both Teams, Home	28	NY Islanders (2/6/90) Edmonton (2/19/83)
Most For, Both Teams, Road	29	Hartford (12/26/80)

POINTS		
Most For, Home	32	Toronto (12/26/91) Washington (3/15/75)
Most For, Road	25	NY Rangers (12/3/90)
Most Against, Home	30	NY Rangers (11/25/92)
Most Against, Road	35	Philadelphia (3/22/84)
Most For, Both Teams, Home	45	Edmonton (2/19/83)
Most For, Both Teams, Road	45	Philadelphia (3/22/84) Hartford (12/26/80)

POWER-PLAY GOALS		
Most For, Home	6	Atlanta (10/27/05) Toronto (12/12/86)
Most For, Road	5	Calgary (10/28/98) San Jose (12/5/92) NY Islanders (12/23/91) San Jose (12/5/91)
Most Against, Home	6	Nashville (3/4/04)
Most Against, Road	5	Boston (10/5/89) Hartford (2/26/89) Buffalo (10/12/88)
Most For, Both Teams	10	New Jersey (10/29/86) (PIT 5, NJD 5)

POWER-PLAY CHANCES		
Most For	12	vs. Florida (10/25/05) vs. NY Islanders (2/6/90)
Most Against	14	vs. Washington (10/11/88)
Most For, Both Teams	22	vs. Philadelphia (3/19/88) (PIT 10, PHI 12) at Washington (1/1/88) (PIT 9, WSH 13)

SHORTHANDED GOALS		
Most For	2	33 times (last 2/18/12 at Philadelphia)
Most Against	3	vs. Ottawa (2/2/06) at Toronto (11/16/88)
Most For, Both Teams	4	vs. Chicago (12/6/89) (PIT 2, CHI 2)

PENALTIES		
Most For, Home	28	Edmonton (1/19/88)
Most For, Road	32	NY Rangers (10/30/88)
Most Against, Home	24	Washington (11/25/89) Edmonton (1/19/80)
Most Against, Road	34	NY Islanders (2/11/11)
Most For, Both Teams, Home	52	Edmonton (1/19/80)
Most For, Both Teams, Road	65	NY Islanders (2/11/11)

PENALTY MINUTES		
Most For, Home	144	Edmonton (1/19/88)
Most For, Road	163	NY Islanders (2/11/11)
Most Against, Home	123	Edmonton (1/19/88)
Most Against, Road	183	NY Islanders (2/11/11)

Most For, Both Teams, Home		
	267	Edmonton (1/19/80) (PIT 144, EDM 123)

Most For, Both Teams, Road		
	346	NY Islanders (2/11/11) (NYI 183, PIT 163)

SHOTS		
Most For, Home	65	Washington (3/15/75)
Most For, Road	53	Montreal (12/16/00)
Most Against, Home	55	Montreal (10/23/76)
Most Against, Road	62	Chicago (3/12/89)
Fewest For, Home	11	Los Angeles (10/10/03) Carolina (12/16/01)
Fewest For, Road	11	Ottawa (12/26/03) Carolina (12/18/03) Boston (3/27/77)
Fewest Against, Home	11	Phoenix (12/11/99)
Fewest Against, Road	13	Phoenix (12/12/98) Los Angeles (10/22/69)

SAVES		
Most For, Home	51	Detroit (1/31/98)
Most For, Road	57	Chicago (3/12/89)
Most Against, Home	53	Montreal (3/10/74)
Most Against, Road	49	Montreal (12/16/00)
Fewest For, Home	9	Phoenix (12/11/99) Colorado (1/3/98)
Fewest For, Road	11	Carolina (12/4/98) Edmonton (10/31/98) Phoenix (12/12/97) Vancouver (11/17/87)
Fewest Against, Home	11	St. Louis (1/19/00) Philadelphia (3/21/98)
Fewest Against, Road	9	Montreal (10/13/84)

LARGEST MARGIN OF VICTORY		
Home	11	Toronto (12/26/91) (12-1) Washington (3/15/75) (12-1)
Road	8	San Jose (12/5/91) (8-0)

LARGEST MARGIN OF DEFEAT		
Home	9	New Jersey (10/28/00) (9-0)
Road	12	Montreal (2/22/79) (12-0)

PERIOD

GOALS

Most For, Home	8	San Jose (12/17/91)
Most For, Road	7	Quebec (2/27/95)
Most Against, Home	6	7 times (last 11/16/96 vs. NY Rangers)
Most Against, Road	7	Philadelphia (3/22/84)
Most For, Both Teams, Home		
	8	9 times (last 11/1/97 vs. Vancouver)

ASSISTS

Most For, Home	11	St. Louis (11/22/72)
Most For, Road	12	Quebec (2/27/95)
Most Against, Home	12	Quebec (2/16/85)
Most Against, Road	13	Philadelphia (3/22/84)
Most For, Both Teams, Home		
	15	Vancouver (10/6/76)
Most For, Both Teams, Road		
	16	Quebec (2/27/95)

POINTS

Most For, Home	18	St. Louis (11/22/72)
Most For, Road	19	Quebec (2/27/95)
Most Against, Home	18	Quebec (2/16/85)
Most Against, Road	20	Philadelphia (3/22/84)
Most For, Both Teams, Home		
	23	Vancouver (10/6/76)
Most For, Both Teams, Road		
	25	Quebec (2/27/95)

PENALTIES

Most For, Home	24	Edmonton (1/19/80)
Most For, Road	32	NY Rangers (10/30/88)
Most Against, Home	22	New Jersey (3/25/89)
Most Against, Road	33	Philadelphia (12/8/88)
Most For, Both Teams, Home		
	43	Edmonton (1/19/80)
Most For, Both Teams, Road		
	64	Philadelphia (12/8/88)

PENALTY MINUTES

Most For, Home	133	Edmonton (1/19/80)
Most For, Road	146	NY Rangers (10/30/88)
Most Against, Home	110	Edmonton (1/19/80)
Most Against, Road	141	Philadelphia (12/8/88)
Most For, Both Teams, Home		
	243	Edmonton (1/19/80)
Most For, Both Teams, Road		
	272	NY Rangers (10/30/88)

SHOTS

Most For, Home	27	Washington (3/15/75)
Most For, Road	25	San Jose (3/6/92)
Most Against, Home	25	Vancouver (1/7/89)
Most Against, Road	28	NY Islanders (12/5/78)
Fewest For, Home	0	San Jose (11/23/02)
Fewest For, Road	1	13 times (last 12/26/03 vs. Ottawa)
Fewest Against, Home	0	Florida (2/21/01)
Fewest Against, Road	0	Florida (12/20/00)

SAVES

Most For, Home	23	Vancouver (1/7/89)
Most For, Road	25	3 times (last 3/11/04 vs. Toronto)
Most Against, Home	24	Hartford (2/19/81)
Most Against, Road	22	Minnesota (3/23/74)
Fewest For, Home	0	Florida (2/21/01)
		Boston (3/14/89)
Fewest For, Road	0	Florida (12/20/00)
		Phoenix (12/12/97)
Fewest Against, Home	0	San Jose (11/23/03)
Fewest Against, Road	0	Boston (12/15/68)

PLAYER RECORDS

SEASON

GOALS

Overall	85	Mario Lemieux (1988-89)
Center	85	Mario Lemieux (1988-89)
Right Wing	62	Jaromir Jagr (1995-96)
Left Wing	55	Kevin Stevens (1992-93)
Defenseman	30	Paul Coffey (1988-89)
Rookie	43	Mario Lemieux (1984-85)
Rookie Defenseman	12	Zarley Zalapski (1988-89)

ASSISTS

Overall	114	Mario Lemieux (1988-89)
Center	114	Mario Lemieux (1988-89)
Right Wing	87	Jaromir Jagr (1995-96)
Left Wing	69	Kevin Stevens (1991-92)
Defenseman	83	Paul Coffey (1988-89)
Rookie	63	Sidney Crosby (2005-06)
Rookie Defenseman	33	Zarley Zalapski (1988-89)
Goaltender	8	Tom Barrasso (1992-93)

POINTS

Overall	199	Mario Lemieux (1988-89)
Center	199	Mario Lemieux (1988-89)
Right Wing	149	Jaromir Jagr (1995-96)
Left Wing	123	Kevin Stevens (1991-92)
Defenseman	113	Paul Coffey (1988-89)
Rookie	102	Sidney Crosby (2005-06)
Rookie Defenseman	45	Zarley Zalapski (1988-89)
Goaltender	8	Tom Barrasso (1992-93)

PENALTY MINUTES

Overall	409	Paul Baxter (1981-82)
Center	157	Dave Hannan (1988-89)
Right Wing	285	Jay Caufield (1988-89)
Left Wing	378	Dave Schultz (1977-78)

Defenseman	409	Paul Baxter (1981-82)
Rookie	285	Jay Caufield (1988-89)
Rookie Defenseman	172	Colin Campbell (1974-75)
Goaltender	60	Andy Brown (1973-74)

SHOTS

Overall	403	Jaromir Jagr (1995-96)
Center	382	Mario Lemieux (1987-88)
Right Wing	403	Jaromir Jagr (1995-96)
Left Wing	326	Kevin Stevens (1992-93)
Defenseman	342	Paul Coffey (1988-89)
Rookie	278	Sidney Crosby (2005-06)
Rookie Defenseman	156	Darryl Edestrand (1971-72)

POWER-PLAY GOALS

Overall	31	Mario Lemieux (1995-96; 1988-89)
Center	31	Mario Lemieux (1995-96; 1988-89)
Right Wing	24	Rob Brown (1988-89)
Left Wing	26	Kevin Stevens (1992-93)
Defenseman	13	Kevin Hatcher (1997-98)
		Doug Bodger (1987-88)
Rookie	16	Evgeni Malkin (2006-07)
		Sidney Crosby (2005-06)
Rookie Defenseman	5	Zarley Zalapski (1988-89)

POWER-PLAY ASSISTS

Overall	58	Mario Lemieux (1987-88)
Center	58	Mario Lemieux (1987-88)
Right Wing	34	Jaromir Jagr (1998-99)
Left Wing	27	Pat Boutette (1981-82)
Defenseman	53	Paul Coffey (1988-89)
Rookie	31	Sidney Crosby (2005-06)
Rookie Defenseman	23	Zarley Zalapski (1988-89)

POWER-PLAY POINTS		
Overall	80	Mario Lemieux (1988-89; 1987-88)
Center	80	Mario Lemieux (1988-89; 1987-88)
Right Wing	51	Jaromir Jagr (1995-96)
Left Wing	44	Kevin Stevens (1992-93)
Defenseman	64	Paul Coffey (1988-89)
Rookie	47	Sidney Crosby (2005-06)
Rookie Defenseman	28	Zarley Zalapski (1988-89)

SHORTHANDED GOALS		
Overall	13	Mario Lemieux (1988-89)
Center	13	Mario Lemieux (1988-89)
Right Wing	4	Pascal Dupuis (2010-11) Rick Tocchet (1992-93) Jean Pronovost (1973-74)
Left Wing	5	Ryan Malone (2005-06)
Defenseman	2	Kevin Hatcher (1998-99) Darius Kasparaitis (1997-98) Larry Murphy (1992-93; 1991-92) Grant Jennings (1991-92) Paul Coffey (1987-88) Moe Mantha (1985-86) Bob Woytowich (1968-69)
Rookie	*7	Jordan Staal (2006-07)

*NHL rookie record

MOST CONSECUTIVE GAMES WITH A...		
Goal	12	Mario Lemieux (18 goals), 10/6/92 - 11/1/92
Assist	16	Jaromir Jagr (24 assists) 1/9/01 - 2/16/01
Point	46	Mario Lemieux (39G-64A=103Pts) 10/31/89 - 2/14/90
Goal (Rookie)	7	Mike Bullard (8 goals) 1/23/82 - 2/6/82
Assist (Rookie)	6	Sidney Crosby (7 assists) 10/5/05 - 10/15/05 Mario Lemieux (9 assists) 12/7/84 - 12/21/84 (9 assists) 10/27/84 - 11/8/84
Point (Rookie)	11	Mike Bullard (3G-10A=13Pts) 12/12/81 - 1/3/82

MONTH		
Goals	18	Mario Lemieux (March 1993)
Assists	25	Mario Lemieux (March 1988)
Points	38	Mario Lemieux (October 1988) (11 games - 16G-22A)

GAME		
Goals	5	Mario Lemieux (3 times) (vs. St. Louis, 3/26/96) (at NY Rangers, 4/9/93) (vs. New Jersey, 12/31/88)
Assists	6	Mario Lemieux (4 times) (vs. Tampa Bay, 11/1/95) (at San Jose, 12/5/92) (vs. New Jersey, 12/31/88) (vs. St. Louis, 10/15/88) Greg Malone (vs. Quebec, 11/28/79) Ron Stackhouse (vs. Philadelphia, 3/8/75)
Points	8	Mario Lemieux (2 times) (vs. New Jersey, 12/31/88, 5G-3A) (vs. St. Louis, 10/15/88, 2G-6A)
Shots	14	Ron Stackhouse (vs. Washington, 4/3/76)
Penalties	9	Russ Anderson (vs. Edmonton, 1/19/80)
Penalty Minutes	51	Russ Anderson (vs. Edmonton, 1/19/80)

PERIOD		
Goals	4	Mario Lemieux (at Montreal, 1/26/97)
Assists	4	Jaromir Jagr (vs. St. Louis, 12/19/96) Mario Lemieux (vs. Tampa Bay, 11/1/95) Paul Coffey (vs. NY Islanders, 2/6/90) Ron Stackhouse (vs. Philadelphia, 3/8/75) Syl Apps (vs. Detroit, 3/24/71)
Points	4	24 times - last time Bill Guerin (2G-2A), Chris Kunitz (1G-3A) (vs. Ottawa, 12/23/09)
Shots	9	Evgeni Malkin (at Phoenix, 10/30/08)
Penalties	8	Russ Anderson (vs. Edmonton, 1/19/80)
Penalty Minutes	46	Russ Anderson (vs. Edmonton, 1/19/80)

GOALTENDERS		
GAMES		
All-Time	595	Marc-Andre Fleury
Season	67	Marc-Andre Fleury (2011-12) Marc-Andre Fleury (2009-10) Marc-Andre Fleury (2006-07)
Season, Home	37	Marc-Andre Fleury (2006-07) Johan Hedberg (2001-02)
Season, Road	34	Marc-Andre Fleury (2009-10)
MINUTES PLAYED		
All-Time	34181	Marc-Andre Fleury
Season	3906	Marc-Andre Fleury (2006-07)
Season, Home	2188	Marc-Andre Fleury (2006-07)
Season, Road	1941	Marc-Andre Fleury (2009-10)
WINS		
All-Time	322	Marc-Andre Fleury
Season	43	Tom Barrasso (1992-93)
Season, Home	24	Marc-Andre Fleury (2011-12) Tom Barrasso (1992-93)
Season, Road	19	Tom Barrasso (1992-93)
LOSSES		
All-Time	189	Marc-Andre Fleury
Season	34	Johan Hedberg (2001-02)
Season, Home	18	Johan Hedberg (2001-02)
Season, Road	17	Michel Dion (1981-82) Les Binkley (1967-68)
TIES		
All-Time	53	Tom Barrasso
Season	15	Denis Herron (1977-78)
Season, Home	9	Les Binkley (1967-68)
Season, Road	7	Greg Millen (1980-81) Denis Herron (1978-79) Denis Herron (1977-78)
SAVES		
All-Time	15167	Marc-Andre Fleury
Season	1920	Denis Herron (1977-78)
Season, Home	1017	Marc-Andre Fleury (2006-07)
Season, Road	982	Denis Herron (1977-78)
All-Time Per Game	30.6	Joe Daley
Season Per Game	32.6	Denis Herron (1977-78)
Season Per Game, Home	31.2	Joe Daley (1968-69)
Season Per Game, Road	35.8	Denis Herron (1977-78)
SHUTOUTS		
All-Time	38	Marc-Andre Fleury
Season	10	Marc-Andre Fleury (2014-15)
Season, Home	5	Marc-Andre Fleury (2006-07)
Season, Road	6	Marc-Andre Fleury (2014-15) Tom Barrasso (1997-98)
WINNING PERCENTAGE		
All-Time (Min. 30 games)	.629	Patrick Lalime (21-12-2)
Season (Min. 30 games)	.734	Tom Barrasso (43-14-5) (1992-93)
GOALS AGAINST		
All-Time	1474	Marc-Andre Fleury
Season	258	Greg Millen (1980-81)
Season, Home	128	Greg Millen (1980-81)
Season, Road	130	Greg Millen (1980-81)
GOALS-AGAINST AVERAGE		
All-Time (Min. 30 Games)	2.51	Ty Conklin
Season (Min. 30 Games)	2.07	Tom Barrasso (1997-98)
Season, Home	2.02	Al Smith (1970-71)
Season, Road	1.83	Tom Barrasso (1997-98)

SAVE PERCENTAGE		
All-Time (Min. 30 Games)	.923	Ty Conklin
Season (Min. 30 Games)	.923	Ty Conklin (2007-08)

LONGEST CONSECUTIVE STREAKS		
Games Played	26	Greg Millen (2/7/81 - 4/4/81) (11-10-5)
Wins	14	Tom Barrasso (3/9/93 - 4/9/93)
Wins, Home	13	Marc-Andre Fleury (2/2/13 - 4/17/13) Jim Rutherford (2/16/72 - 11/16/72)
Wins, Road	8	Tomas Vokoun (1/31/13 - 4/22/13)
Unbeaten	16*	Patrick Lalime (12/6/96 - 1/21/97) (14-0-2)
Unbeaten, Home	18	Michel Plasse (1/11/75 - 12/31/75) (14-0-4)
Unbeaten, Road	7	Tom Barrasso (2 times) (11/15/97 - 12/19/97) (5-0-2) (10/20/95 - 11/17/95) (5-0-2) Denis Herron (3/13/79 - 3/27/79) (5-0-2)
Losses	9	Michel Dion (12/20/83 - 3/1/84)
Losses, Home	7	Sebastien Caron (12/31/03 - 2/10/04)
Losses, Road	10	Denis Herron (12/22/84 - 3/30/85) Joe Daley (11/13/68 - 3/20/69)
Winless	15	Al Smith (1/28/71 - 4/1/71) (0-10-5)
Winless, Home	9	Les Binkley (11/6/68 - 12/21/68) (0-8-1)
Winless, Road	26	Al Smith

* = NHL Record to begin a career

(3/5/70 - 4/1/71) (0-18-8)

LONGEST SHUTOUT SEQUENCE		
Individual	173:06	Tomas Vokoun (3/22/13 - 4/2/13)
Team	218:48	Vokoun/Fleury (3/24/13 - 4/2/13)
Against	183:15	1/31/80 - 2/9/80

STREAKS

SEASON	OVERALL				HOME				ROAD			
	WIN	POINT	LOSS	WIN-LESS	WIN	POINT	LOSS	WIN-LESS	WIN	POINT	LOSS	WIN-LESS
1967-68	4	5	3	4	3	5	2	5	3	3	5	8
1968-69	4	6	7	9	4	4	4	6	2	5	8	14
1969-70	3	4	6	10	4	6	3	4	2	2	4	9
1970-71	2	4	4	8	7	7	2	5	2	3	15	*18
1971-72	4	5	6	9	3	4	3	4	3	6	6	14
1972-73	4	5	5	8	4	8	3	3	1	2	9	9
1973-74	3	4	6	8	3	6	4	4	2	3	4	5
1974-75	3	7	3	7	9	*20	2	4	3	4	4	6
1975-76	4	11	3	7	6	10	4	4	2	6	7	9
1976-77	3	6	4	6	3	7	2	3	2	2	3	6
1977-78	2	7	5	6	2	6	3	5	2	6	5	8
1978-79	4	10	4	5	6	8	3	3	3	7	6	8
1979-80	3	7	6	8	4	7	5	5	2	3	7	7
1980-81	6	6	3	6	5	6	3	3	2	4	8	11
1981-82	4	7	4	9	4	8	2	5	3	3	7	12
1982-83	3	5	11	*18	3	3	4	7	1	2	*18	*18
1983-84	2	3	8	8	1	2	7	11	4	5	6	7
1984-85	5	5	9	12	3	3	4	7	2	2	8	10
1985-86	5	6	5	7	4	10	4	6	2	2	5	5
1986-87	7	7	4	9	6	6	2	3	2	2	4	12
1987-88	4	4	6	10	6	6	3	7	4	4	4	5
1988-89	5	8	4	6	6	12	4	4	3	4	4	8
1989-90	4	5	4	8	7	7	4	4	2	3	8	13
1990-91	6	7	3	5	11	14	3	5	3	4	6	10
1991-92	4	6	4	6	9	9	4	4	5	5	4	7
1992-93	#17	*18	3	3	10	11	2	3	*7	*8	3	2
1993-94	4	8	4	4	4	7	3	3	4	4	2	4
1994-95	7	13	3	3	7	9	2	2	4	6	3	3
1995-96	8	8	3	3	8	8	3	3	3	6	4	5
1996-97	6	14	6	6	6	8	3	3	6	7	8	13
1997-98	6	8	3	6	5	10	2	5	5	7	3	5
1998-99	10	10	3	8	9	11	3	4	2	3	3	6
1999-00	4	5	4	8	5	8	3	5	3	3	6	8

* = Club Record, # = NHL Record

STREAKS

SEASON	OVERALL				HOME				ROAD			
	WIN	POINT	LOSS	WIN-LESS	WIN	POINT	LOSS	WIN-LESS	WIN	POINT	LOSS	WIN-LESS
2000-01	4	5	2	6	4	5	5	7	2	6	4	4
2001-02	6	6	7	10	3	7	4	4	3	4	6	6
2002-03	4	5	9	16	3	6	5	10	3	3	6	7
2003-04	4	6	*13	*18	3	8	*14	*16	3	3	6	11
2005-06	2	5	10	10	2	3	5	6	2	3	5	9
2006-07	6	16	5	5	8	11	3	3	4	7	4	4
2007-08	8	10	4	4	8	11	2	2	4	6	2	3
2008-09	7	12	5	5	5	8	5	5	5	7	4	5
2009-10	7	9	5	5	5	11	2	2	*7	7	4	4
2010-11	12	15	2	4	7	9	3	3	*7	7	3	3
2011-12	11	14	6	6	10	10	4	4	4	5	3	3
2012-13	15	15	2	2	12	12	2	2	5	5	2	2
2013-14	7	7	3	3	*13	13	3	3	3	3	3	3
2014-15	7	7	4	5	5	5	2	3	4	6	3	5

* = Club Record, # = NHL Record

Longest Winning Streak	17	3/9/93 - 4/10/93
Longest Home Winning Streak	13	11/15/13 - 1/15/14
Longest Road Winning Streak	7	11/6/10 - 12/11/10 10/3/09 - 11/3/09 3/14/93 - 4/9/93
Longest Unbeaten Streak	18	3/9/93 - 4/14/93 (17-0-1)
Longest Home Unbeaten Streak	20	11/30/74 - 2/22/75 (12-0-8)
Longest Road Unbeaten Streak	8	3/14/93 - 4/14/93 (7-0-1)
Longest Losing Streak	13	1/13/04 - 2/12/04
Longest Home Losing Streak	14	12/31/03 - 3/22/04
Longest Road Losing Streak	18	12/23/82 - 3/4/83
Longest Winless Streak	18	1/13/04 - 2/22/04 (0-17-1) 1/2/83 - 2/10/83 (0-17-1)
Longest Home Winless Streak	16	12/31/03 - 3/4/04 (0-15-1)
Longest Road Winless Streak	18	12/23/82 - 3/4/83 (0-18-0) 10/25/70 - 1/14/71 (0-11-7)
Consecutive Games Without Being Shutout	211	1/7/89 - 10/28/91
Consecutive Home Games Without Being Shutout	206	1/28/92 - 10/8/97
Consecutive Road Games Without Being Shutout	120	1/12/90 - 12/29/91
Consecutive Games Without Shutting Out Opponent	156	3/12/77 - 12/9/78
Consecutive Home Games Without Shutting Out Opponent	95	4/2/80 - 12/1/82
Consecutive Road Games Without Shutting Out Opponent	188	1/24/87 - 12/5/91
Consecutive Games Tied	4	12/8/79 - 12/15/79
Consecutive Games Going to Shootout	4	3/21/11 - 3/27/11 3/8/09 - 3/14/09

MONTH BY MONTH

	OCT.	NOV.	DEC.	JAN.	FEB.	MAR.	APR.	MAY	SEASON
1967-68	3-6-1	6-3-2	4-8-2	4-7-2	4-5-3	6-5-3			27-34-13
1968-69	1-4-2	4-8-2	2-10-2	3-10-1	4-6-2	6-7-2			20-45-11
1969-70	1-4-3	5-6-2	5-7-0	3-7-3	8-5-0	3-7-4	1-2-0		26-38-12
1970-71	2-4-3	3-6-5	5-7-3	6-5-1	3-7-3	2-7-3	0-1-2		21-37-20
1971-72	5-5-2	3-9-0	3-7-4	1-8-3	7-6-0	6-3-4	1-0-1		26-38-14
1972-73	5-5-0	7-5-2	3-6-4	6-9-0	6-5-1	4-7-2	1-0-0		32-37-9
1973-74	4-4-1	3-7-2	2-10-2	5-8-0	5-6-1	7-4-3	2-2-0		28-41-9
1974-75	2-4-1	6-6-3	4-6-4	8-3-2	7-3-3	9-4-2	1-2-0		37-28-15
1975-76	4-2-1	6-8-1	5-7-2	4-7-3	8-2-4	7-6-1	1-1-0		35-33-12
1976-77	2-6-4	6-5-1	7-5-1	7-4-2	5-5-4	5-8-1	2-0-0		34-33-13
1977-78	3-5-1	4-6-3	4-6-4	5-5-3	4-2-5	2-11-2	3-2-0		25-37-18
1978-79	1-6-2	5-7-1	9-2-4	5-7-1	6-3-1	8-4-4	2-2-0		36-31-13
1979-80	4-4-1	5-4-3	5-3-7	5-10-0	4-7-0	6-7-2	1-2-0		30-37-13
1980-81	4-5-1	2-8-3	5-6-3	6-6-1	7-5-1	5-6-3	1-1-1		30-37-13
1981-82	5-7-2	7-1-2	4-7-2	5-8-2	3-8-2	5-5-3	2-0-0		31-36-13
1982-83	3-9-1	5-3-3	3-9-2	1-12-1	3-11-0	3-7-2	0-2-0		18-53-9
1983-84	3-9-0	3-7-3	3-8-2	1-11-0	3-10-1	3-12-0	0-1-0		16-58-6
1984-85	5-4-0	1-8-3	8-5-1	4-8-1	2-10-0	4-12-0	0-4-0		24-51-5
1985-86	3-5-2	5-7-1	8-6-1	7-4-2	7-4-1	3-9-1	1-3-0		34-38-8
1986-87	8-3-0	5-5-4	2-7-3	4-8-1	4-7-2	5-8-2	2-0-0		30-38-12
1987-88	3-6-3	6-4-2	7-4-2	5-9-2	4-7-0	9-5-0	2-0-0		36-35-9
1988-89	7-4-0	7-6-0	9-2-3	5-6-1	4-6-3	6-9-0	2-0-0		40-33-7
1989-90	3-7-2	6-7-0	7-5-1	6-6-1	8-5-1	2-10-3			32-40-8
1990-91	6-6-1	5-6-1	10-6-1	7-4-0	4-7-1	9-4-2			41-33-6
1991-92	5-5-2	8-3-2	9-5-0	3-7-1	3-7-3	10-3-1	1-2-0		39-32-9
1992-93	8-1-2	9-5-1	9-3-1	8-5-1	5-5-1	11-2-0	6-0-1		56-21-7

	OCT.	NOV.	DEC.	JAN.	FEB.	MAR.	APR.	MAY	SEASON
1993-94	7-4-1	5-3-5	6-4-2	6-3-3	7-6-1	9-5-1	4-2-0		44-27-13
1994-95				5-0-0	9-3-2	8-6-0	7-5-1	0-2-0	29-16-3
1995-96	4-2-2	10-3-1	10-4-0	7-7-0	6-5-1	9-5-0	3-3-0		49-29-4
1996-97	2-8-0	6-5-2	11-2-2	8-3-1	4-7-0	5-8-2	2-3-1		38-36-8
1997-98	7-5-2	7-4-3	7-3-3	8-3-2	1-2-3	6-3-4	4-4-1		40-24-18
1998-99	4-3-2	6-3-3	5-4-2	8-5-0	9-5-0	4-5-6	2-5-1		38-30-14
1999-00	2-3-3-1	6-5-0-2	8-4-0-2	5-8-1-0	5-3-4-1	8-6-0-0	3-2-0-0		37-31-8-6
2000-01	5-4-1-0	6-4-2-1	6-6-3-0	8-5-0-1	7-3-1-0	8-5-2-0	2-1-0-1		42-28-9-3
2001-02	4-6-1-1	6-4-2-1	4-7-2-0	8-6-0-1	1-4-1-1	5-7-1-1	0-7-1-0		28-41-8-5
2002-03	6-2-2-0	5-4-1-3	4-9-0-2	6-7-1-0	4-8-0-0	1-13-2-0	1-1-0-0		27-44-6-5
2003-04	2-4-3-0	3-8-1-1	4-8-1-2	2-14-0-0	2-9-0-1	8-4-3-0	2-0-0-0		23-47-8-4
2005-06	1-5-5	6-7-1	3-7-2	2-11-2	2-4-1	5-8-1	3-4-2		22-46-14
2006-07	6-3-0	5-5-4	5-7-2	8-2-2	9-3-1	12-3-2	2-1-0		47-24-11
2007-08	6-4-1	5-7-1	9-5-0	8-3-2	8-3-3	10-4-1	1-1-0		47-27-8
2008-09	5-4-2	9-2-1	5-8-1	5-8-1	7-4-1	10-1-2	4-1-1		45-28-9
2009-10	11-3-0	8-6-0	7-5-1	8-7-0	2-1-3	8-4-3	3-2-0		47-28-7
2010-11	6-5-1	10-3-1	9-3-1	6-4-1	6-6-2	8-4-2	4-0-0		49-25-8
2011-12	8-3-2	6-4-2	7-6-0	8-4-0	8-4-1	11-3-1	3-1-0		51-25-6
2012-13				4-3-0	9-5-0	15-0-0	8-4-0		36-12-0
2013-14	9-4-0	9-5-1	11-3-0	9-2-1	2-1-2	8-7-1	3-2-2		51-24-7
2014-15	6-2-1	10-3-1	7-4-3	5-4-3	7-4-1	7-6-2	1-4-1		43-27-12
TOTALS	201-204-67-2	260-235-84-9	270-256-86-6	258-293-56-1	243-244-71-3	311-279-86-1	94-80-16-1	0-2-0	1,637-1,593-465-23

OVERTIME

ALL-TIME OVERTIME RECORD

YEAR	OVERALL					HOME					ROAD				
	GP	W	L	T/SO	PTS	GP	W	L	T/SO	PTS	GP	W	L	T/SO	PTS
1983-84	12	1	5	6	8	7	0	3	4	4	5	1	2	2	4
1984-85	8	3	0	5	11	3	0	0	3	3	5	3	0	2	8
1985-86	14	3	3	8	14	7	1	1	5	7	7	2	2	3	7
1986-87	21	5	4	12	22	11	4	1	6	14	10	1	3	6	8
1987-88	16	5	2	9	19	9	2	1	6	10	7	3	1	3	9
1988-89	10	2	1	7	11	3	0	0	3	3	7	2	1	4	8
1989-90	14	3	3	8	14	7	2	2	3	7	7	1	1	5	7
1990-91	12	4	2	6	14	7	3	1	3	9	5	1	1	3	5
1991-92	12	2	1	9	13	8	1	1	6	8	4	1	0	3	5
1992-93	10	3	0	7	13	6	2	0	4	8	4	1	0	3	5
1993-94	19	4	2	13	21	11	2	1	8	12	8	2	1	5	9
1994-95	5	1	1	3	5	1	0	0	1	1	4	1	1	2	4
1995-96	9	3	2	4	10	4	2	2	0	4	5	1	0	4	6
1996-97	13	1	4	8	10	9	1	3	5	7	4	0	1	3	3
1997-98	23	3	2	18	24	13	2	1	10	14	10	1	1	8	10
1998-99	22	7	1	14	28	14	4	0	10	18	8	3	1	4	10
1999-00*	17	3	6	8	20	7	0	0	7	7	10	3	6	1	13
2000-01*	15	3	3	9	18	4	2	0	2	6	11	1	3	7	12
2001-02*	20	7	5	8	27	10	5	1	4	15	10	2	4	4	12
2002-03*	14	3	5	6	17	7	3	2	2	10	7	0	3	4	7
2003-04*	19	7	4	8	26	10	4	0	6	14	9	3	4	2	12
2005-06**	19	5	8	6	24	11	3	5	3	14	8	2	3	3	10
2006-07**	27	16	5	6	43	11	6	2	3	17	16	10	3	3	26
2007-08**	16	8	4	4	24	8	3	2	3	11	8	5	2	1	13
2008-09**	21	12	3	6	33	8	5	1	2	13	13	7	2	4	20
2009-10**	21	14	5	2	35	10	6	3	1	16	11	8	2	1	19
2010-11**	23	15	5	3	38	7	5	2	0	12	16	10	3	3	26
2011-12**	17	11	3	3	28	8	6	2	0	14	9	5	1	3	14
2012-13**	5	5	0	0	10	2	2	0	0	4	3	3	0	0	6
2013-14**	18	11	3	4	29	9	5	1	3	14	9	6	2	1	15
2014-15**	22	10	6	6	32	8	4	2	2	12	14	6	4	4	20
TOTALS	494	180	98	216	641	240	85	40	115	308	254	95	58	101	333

* = Losses worth one point

** = Wins include shootout wins, ties/shootouts include shootout losses. For a breakdown of shootout results, please see Shootout page.

ALL-TIME OVERTIME VS. EACH TEAM

TEAM	GP	RECORD	TEAM	GP	RECORD
Anaheim	5	1-2-2	Montreal	32	11-4-17
Arizona	8	3-3-2	Nashville	5	2-0-3
Boston	24	10-4-10	New Jersey	25	6-8-11
Buffalo	28	8-6-14	NY Islanders	34	14-3-17
Calgary	8	1-0-7	NY Rangers	45	20-9-16
Carolina	24	9-5-10	Ottawa	22	9-2-11
Chicago	12	2-1-9	Philadelphia	38	11-12-15
Colorado	13	4-3-6	St. Louis	13	2-5-6
Columbus	5	3-0-2	San Jose	9	2-1-6
Dallas	7	3-1-3	Tampa Bay	14	4-3-7
Detroit	15	5-3-7	Toronto	17	8-6-3
Edmonton	8	2-2-4	Vancouver	12	7-1-4
Florida	17	9-3-5	Washington	27	11-5-11
Los Angeles	16	7-5-4	Winnipeg	9	6-1-2
Minnesota	2	0-0-2	TOTALS	494	180-98-216

WINS

PLAYER	DATE	TIME	OPPONENT	GOALIE	SCORE
Randy Carlyle	12/23/83	2:12	@ New Jersey	Resch	6-5
Mario Lemieux	11/14/84	3:54	@ Winnipeg	Behrend	4-3
Randy Hillier	12/7/84	1:35	@ NY Rangers	Hanlon	4-3
Wayne Babych	3/9/85	1:06	@ Boston	Peeters	6-5
Dan Frawley	12/19/85	0:38	@ Minnesota	Casey	4-3
Doug Shedden	2/24/86	3:54	vs. Los Angeles	Melanson	6-5
Mario Lemieux	4/6/86	0:25	@ NY Rangers	Hanlon	5-4
Doug Bodger	10/11/86	0:50	vs. NY Rangers	Vanbiesbrouck	6-5
Mario Lemieux	10/14/86	3:40	vs. Los Angeles	Melanson	4-3
Randy Cunneynworth	10/22/86	2:30	vs. Buffalo	Cloutier	5-4
Chris Kontos	2/8/87	2:12	@ New Jersey	Chevrier	2-1
Mario Lemieux	4/4/87	1:26	vs. Detroit	Hanlon	4-3
Craig Simpson	10/31/87	4:05	@ Quebec	Brunetta	5-4
Moe Mantha	11/14/87	2:04	vs. NY Rangers	Vanbiesbrouck	3-2
Charlie Simmer	1/23/88	0:24	@ Montreal	Hayward	4-3
Mario Lemieux	2/2/88	4:11	vs. Washington	Peeters	3-2
Mario Lemieux	4/2/88	4:02	@ Washington	Malarchuk	7-6
Rob Brown	12/26/88	1:39	@ Hartford	Liut	4-3
Mario Lemieux	4/2/89	3:38	@ Philadelphia	Empty Net	6-5
Randy Hillier	10/14/89	1:40	vs. Montreal	Roy	2-1
Troy Loney	2/14/90	3:33	@ NY Rangers	Richter	4-3
Randy Gilhen	2/22/90	4:26	vs. NY Islanders	Fitzpatrick	4-3
Mark Recchi	11/24/90	1:11	vs. Washington	Liut	3-2
Scott Young	1/17/91	3:31	@ Toronto	Ing	6-5
Paul Stanton	1/29/91	2:46	vs. Washington	Beaupre	3-2
Kevin Stevens	3/21/91	0:13	vs. NY Rangers	Vanbiesbrouck	5-4

PLAYER	DATE	TIME	OPPONENT	GOALIE	SCORE
Phil Bourque	10/15/91	2:30	@ NY Islanders	Healy	7-6
Kevin Stevens	11/13/91	3:25	vs. Edmonton	Ranford	5-4
Jaromir Jagr	12/17/92	2:50	@ Philadelphia	Soderstrom	5-4
Jaromir Jagr	3/11/93	3:18	vs. Los Angeles	Stauber	4-3
Ulf Samuelsson	4/7/93	2:11	vs. Montreal	Roy	4-3
Joe Mullen	10/7/93	1:13	vs. Montreal	Roy	2-1
Jaromir Jagr	12/4/93	2:04	@ Hartford	Reese	7-6
Ron Francis	1/7/94	4:54	@ Buffalo	Hasek	4-3
Kevin Stevens	1/11/94	4:09	vs. Boston	Blue	5-4
Larry Murphy	3/4/95	4:36	@ Boston	Riendeau	4-3
Jaromir Jagr	11/17/95	2:48	@ Washington	Carey	3-2
Mario Lemieux	1/22/96	1:54	vs. Boston	Ranford	7-6
Mario Lemieux	2/18/96	2:17	vs. NY Rangers	Healy	4-3
Fredrik Olausson	3/8/97	0:19	vs. Philadelphia	Snow	3-2
Kevin Hatcher	10/25/97	0:41	@ Vancouver	McLean	3-2
Rob Brown	11/1/97	3:52	vs. Vancouver	McLean	7-6
Jaromir Jagr	11/22/97	0:25	vs. NY Rangers	Richter	4-3
Kevin Hatcher	12/15/98	3:17	vs. Tampa Bay	Schwab	3-2
Jaromir Jagr	12/26/98	1:18	vs. Ottawa	Tugnut	2-1
Alexei Kovalev	2/9/99	4:31	vs. Montreal	Chabot	3-2
Jaromir Jagr	2/11/99	1:21	vs. Vancouver	Hirsch	6-5
Kip Miller	2/13/99	3:39	@ Nashville	Vokoun	3-2
Kip Miller	3/10/99	2:49	@ Carolina	Irbe	3-2
Jaromir Jagr	4/18/99	1:22	@ NY Rangers	Richter	2-1
Robert Lang	1/31/00	4:28	@ Atlanta	Fankhouser	2-1
Hans Jonsson	3/30/00	2:25	@ Washington	Kolzig	4-3
Jaromir Jagr	4/7/00	0:13	@ Buffalo	Hasek	2-1
Alexei Kovalev	2/10/01	0:18	vs. New Jersey	Brodeur	5-4
Alexei Kovalev	2/17/01	1:19	@ Columbus	Tugnut	3-2
Mario Lemieux	2/21/01	2:10	vs. Florida	Luongo	3-2
Billy Tibbetts	11/3/01	1:51	vs. Tampa Bay	Khabibulin	2-1
Jan Hrdina	11/17/01	4:41	vs. NY Rangers	Blackburn	1-0
Aleksey Morozov	1/24/02	1:29	@ NY Islanders	Snow	5-4
Randy Robitaille	1/26/02	4:02	vs. Atlanta	Hnilicka	3-2
Michal Rozsival	2/28/02	1:42	@ Columbus	Tugnut	4-3
Alexei Kovalev	3/5/02	3:23	vs. Florida	Luongo	6-5
Jan Hrdina	3/9/02	0:37	vs. NY Rangers	Richter	3-2
Martin Straka	1/4/03	0:42	vs. NY Islanders	Snow	3-2
Mario Lemieux	2/18/03	1:35	vs. Edmonton	Salo	4-3
Shawn Heins	2/22/03	4:33	vs. St. Louis	Johnson	2-1
Ryan Malone	11/1/03	2:10	vs. Boston	Raycroft	3-2
Aleksey Morozov	11/14/03	3:09	@ Buffalo	Noronen	2-1
Ryan Malone	11/22/03	2:40	vs. Ottawa	Lalime	2-1
Ric Jackman	2/25/04	1:48	@ Phoenix	Boucher	4-3

PLAYER	DATE	TIME	OPPONENT	GOALIE	SCORE
Ryan Malone	2/29/04	2:45	@ NY Islanders	Snow	3-2
Aleksey Morozov	3/19/04	1:17	vs. Carolina	Weekes	4-3
Aleksey Morozov	3/21/04	4:52	vs. NY Rangers	Dunham	4-3
Sergei Gonchar	11/1/05	1:01	@ New Jersey	Clemmensen	4-3
Sidney Crosby	11/16/05	4:13	@ Philadelphia	Niittymaki	3-2
Sidney Crosby	12/31/05	3:31	vs. NY Rangers	Lundqvist	4-3
Sidney Crosby	3/24/06	3:28	vs. NY Islanders	DiPietro	4-3
Sergei Gonchar	10/19/06	3:33	@ NY Islanders	Dunham	4-3
Evgeni Malkin	11/1/06	2:45	@ Los Angeles	Cloutier	4-3
Colby Armstrong	12/9/06	3:51	@ Atlanta	Lehtonen	4-3
Jordan Staal	2/10/07	3:54	@ Toronto	Raycroft	6-5
Colby Armstrong	2/22/07	2:39	@ Florida	Belfour	2-1
Colby Armstrong	3/10/07	1:19	vs. NY Rangers	Lundqvist	3-2
Sergei Gonchar	12/27/07	1:33	vs. Washington	Kolzig	4-3
Tyler Kennedy	10/4/08	4:35	@ Ottawa	Gerber	4-3
Pascal Dupuis	10/14/08	4:49	vs. Philadelphia	Niittymaki	3-2
Ruslan Fedotenko	11/11/08	3:49	@ Detroit	Osgood	7-6
Sidney Crosby	12/22/08	0:43	@ Buffalo	Miller	4-3
Evgeni Malkin	2/4/09	4:44	vs. Tampa Bay	McKenna	4-3
Evgeni Malkin	2/27/09	1:36	@ Chicago	Niemi	5-4
Pascal Dupuis	11/14/09	1:24	vs. Boston	Thomas	6-5
Sidney Crosby	11/23/09	3:07	@ Florida	Vokoun	3-2
Evgeni Malkin	12/12/09	0:37	vs. Florida	Vokoun	3-2
Evgeni Malkin	3/4/10	3:42	@ NY Rangers	Lundqvist	5-4
Jordan Leopold	4/3/10	2:50	vs. Atlanta	Hedberg	4-3
Jordan Leopold	4/11/10	4:25	@ NY Islanders	Roloson	6-5
Alex Goligoski	10/15/10	1:51	vs. NY Islanders	DiPietro	3-2
Kris Letang	10/21/10	3:49	@ Nashville	Rinne	4-3
Jordan Staal	2/10/11	4:41	vs. Los Angeles	Quick	2-1
Tyler Kennedy	2/16/11	4:10	@ Colorado	Budaj	3-2
Dustin Jeffrey	3/5/11	1:52	@ Boston	Thomas	3-2
Kris Letang	11/26/11	2:09	@ Montreal	Price	4-3
Evgeni Malkin	1/22/12	1:31	vs. Washington	Neuvirth	4-3
Brandon Sutter	3/2/13	0:52	@ Montreal	Price	7-6
Tyler Kennedy	3/24/13	2:33	vs. Philadelphia	Bryzgalov	2-1
Sidney Crosby	12/3/13	3:44	@ NY Islanders	Nilsson	4-3
James Neal	12/27/13	1:03	@ Carolina	Peters	4-3
James Neal	2/3/14	1:55	vs. Ottawa	Anderson	2-1
James Neal	3/22/14	1:27	vs. Tampa Bay	Lindback	4-3
Evgeni Malkin	11/24/14	0:32	@ Boston	Rask	3-2
Blake Comeau	11/26/14	2:53	vs. Toronto	Bernier	4-3
Blake Comeau	12/18/14	2:24	vs. Colorado	Pickard	1-0
Sidney Crosby	1/10/15	3:41	@ Montreal	Price	2-1
Simon Despres	1/30/15	2:21	@ New Jersey	Schneider	2-1
Patric Hornqvist	3/7/15	1:44	@ Los Angeles	Quick	1-0

LOSSES

PLAYER	DATE	TIME	OPPONENT	GOALIE	SCORE
Lucien Deblois	10/12/83	1:34	vs. Winnipeg	Dion	4-3
Bobby Clarke	11/20/83	2:43	@ Philadelphia	Herron	5-4
Paul MacLean	1/18/84	1:28	vs. Winnipeg	Dion	5-4
Dave Andreychuk	2/8/84	0:35	vs. Buffalo	Herron	6-5
Mark Osborne	2/26/84	2:18	@ NY Rangers	Herron	4-3
Tiger Williams	11/16/85	3:10	@ Los Angeles	Romano	4-3
Murray Craven	12/22/85	2:12	@ Philadelphia	Meloche	3-2
Ilkka Sinisalo	4/5/86	1:59	vs. Philadelphia	Meloche	4-3
Steve Thomas	12/13/86	4:36	@ Toronto	Romano	3-2
Mike Bossy	12/23/86	3:25	@ NY Islanders	Romano	4-3
Mike Gartner	1/1/87	1:30	@ Washington	Romano	4-3
Tomas Sandstrom	3/14/87	1:05	vs. NY Rangers	Riggin	3-2
Kevin Dineen	1/9/88	0:55	@ Hartford	Meloche	5-4
Mario Marois	2/23/88	2:40	vs. Winnipeg	Pietrangelo	4-3
Dave Taylor	3/7/89	2:37	@ Los Angeles	Barrasso	3-2
Don Maloney	2/6/90	4:28	vs. NY Islanders	Barrasso	8-7
Craig MacTavish	3/6/90	1:17	@ Edmonton	Pietrangelo	4-3
Uwe Krupp	3/31/90	1:00	vs. Buffalo	Barrasso	3-2
Tony Granato	11/17/90	0:52	@ Los Angeles	Pietrangelo	2-1
Patrick Flatley	12/23/90	4:29	vs. NY Islanders	Pietrangelo	4-3
Donald Audette	1/23/92	3:25	vs. Buffalo	Young	5-4
Tony Amonte	2/21/94	0:08	@ NY Rangers	Barrasso	4-3
Randy Burridge	3/15/94	0:40	vs. Washington	Barrasso	5-4
Rod Brind'Amour	4/16/95	1:30	@ Philadelphia	Wregget	4-3
Yanic Perreault	10/21/95	0:40	vs. Los Angeles	Wregget	3-2
Steve Thomas	3/9/96	0:21	vs. New Jersey	Barrasso	4-3
Shawn Burr	10/5/96	1:37	vs. Tampa Bay	Barrasso	4-3
Adam Oates	11/14/96	1:05	@ Boston	Wregget	2-1
Valeri Kamensky	1/23/97	3:55	vs. Colorado	Lalime	4-3
Brendan Shanahan	2/8/97	2:01	vs. Detroit	Lalime	6-5
Valeri Kamensky	1/3/98	3:04	vs. Colorado	Skudra	5-4
Alexandre Daigle	3/8/98	4:03	@ Philadelphia	Wregget	4-3
Dixon Ward	3/28/99	2:27	@ Buffalo	Aubin	4-3
Teemu Selanne	10/27/99	3:38	@ Anaheim	Aubin	2-1
Sergei Fedorov	11/12/99	0:36	@ Detroit	Aubin	3-2
Mike Wilson	11/20/99	2:57	@ Florida	Aubin	2-1
Mats Sundin	12/4/99	0:27	@ Toronto	Barrasso	3-2
Adam Oates	12/29/99	4:32	@ Washington	Aubin	3-2
Luke Richardson	2/24/00	4:51	@ Philadelphia	Aubin	4-3
Joe Sakic	11/13/00	3:56	@ Colorado	Snow	3-2

PLAYER	DATE	TIME	OPPONENT	GOALIE	SCORE
Darryl Sydor	1/19/01	0:42	@ Dallas	Snow	6-5
John LeClair	4/7/01	4:39	@ Philadelphia	Snow	4-3
Pavol Demitra	10/20/01	3:35	@ St. Louis	Hedberg	2-1
Vaclav Prospal	11/10/01	4:29	@ Tampa Bay	Aubin	3-2
Marty Murray	1/29/02	1:47	@ Philadelphia	Aubin	3-2
Brian Rafalski	2/9/02	4:51	vs. New Jersey	Hedberg	2-1
Oleg Petrov	3/30/02	1:32	@ Montreal	Hedberg	2-1
Valeri Bure	11/6/02	2:19	@ Florida	Hedberg	4-3
Donald Audette	11/18/02	1:12	@ Montreal	Hedberg	5-4
Andrei Markov	11/20/02	2:25	vs. Montreal	Aubin	3-2
Mathieu Schneider	12/14/02	4:22	@ Los Angeles	Hedberg	3-2
Ilya Kovalchuk	12/30/02	4:40	vs. Atlanta	Aubin	3-2
Patrik Elias	11/21/03	0:39	@ New Jersey	Fleury	2-1
Markus Naslund	12/9/03	0:24	@ Vancouver	Fleury	4-3
Jeff O'Neill	12/18/03	2:14	@ Carolina	Caron	2-1
Eric Boguniecki	2/14/04	2:06	@ St. Louis	Caron	2-1
Glen Murray	10/8/05	1:23	vs. Boston	Caron	7-6
Jochen Hecht	10/10/05	4:39	@ Buffalo	Fleury	3-2
Mike Rathje	10/14/05	3:17	@ Philadelphia	Caron	6-5
Stephen Weiss	10/25/05	0:53	vs. Florida	Thibault	4-3
Chris Drury	12/16/05	1:32	vs. Buffalo	Fleury	4-3
Tomas Kaberle	12/27/05	2:26	vs. Toronto	Fleury	3-2
Bryan McCabe	1/2/06	1:02	@ Toronto	Thibault	3-2
Brian Gionta	4/2/06	2:22	vs. New Jersey	Fleury	3-2
Teemu Selanne	11/6/06	0:44	@ Anaheim	Thibault	3-2
Vincent Lecavalier	11/8/06	2:41	vs. Tampa Bay	Fleury	4-3
Martin Straka	11/25/06	4:57	vs. NY Rangers	Fleury	2-1
Sheldon Souray	2/4/07	2:01	@ Montreal	Fleury	4-3
Tomas Kaberle	3/31/07	3:55	@ Toronto	Fleury	5-4
Jason Strudwick	11/17/07	1:40	vs. NY Rangers	Fleury	4-3
Zach Parise	2/4/08	0:37	@ New Jersey	Conklin	4-3
Daniel Alfredsson	2/23/08	4:56	vs. Ottawa	Conklin	4-3
Chris Drury	3/31/08	1:46	@ NY Rangers	Fleury	2-1
Zach Parise	10/11/08	4:22	vs. New Jersey	Fleury	2-1
Jamie Langenbrunner	1/30/09	4:00	@ New Jersey	Fleury	4-3
Anton Babchuk	4/4/09	1:11	@ Carolina	Fleury	3-2
Kris Versteeg	12/5/09	2:38	vs. Chicago	Fleury	2-1
Mike Knuble	2/7/10	2:49	@ Washington	Fleury	5-4
Olli Jokinen	2/12/10	1:02	vs. NY Rangers	Fleury	3-2
Brian Pothier	3/11/10	0:23	@ Carolina	Johnson	4-3
Jamie McBain	3/20/10	4:59	vs. Carolina	Fleury	3-2
Erik Johnson	10/23/10	0:50	@ St. Louis	Johnson	1-0
Ryan Callahan	11/15/10	3:38	vs. NY Rangers	Fleury	3-2

PLAYER	DATE	TIME	OPPONENT	GOALIE	SCORE
Patrick Marleau	2/23/11	4:56	vs. San Jose	Fleury	3-2
Mikhail Grabovski	3/2/11	0:42	@ Toronto	Fleury	3-2
Ilya Kovalchuk	3/4/11	4:35	@ New Jersey	Johnson	2-1
Dennis Wideman	10/13/11	2:48	vs. Washington	Johnson	3-2
Alex Pietrangelo	11/23/11	4:07	vs. St. Louis	Fleury	3-2
Scott Hartnell	3/18/12	4:59	@ Philadelphia	Fleury	3-2
Torey Krug	11/25/13	0:34	@ Boston	Fleury	4-3
Ryan Nugent-Hopkins	1/10/14	1:01	@ Edmonton	Zatkoff	4-3
Daniel Alfredsson	3/20/14	4:59	@ Detroit	Fleury	5-4
Mark Streit	4/12/14	2:10	vs. Philadelphia	Fleury	4-3
Justin Abdelkader	10/23/14	4:16	@ Detroit	Greiss	4-3
Kevin Klein	12/8/14	3:45	@ NY Rangers	Fleury	4-3
Patrice Bergeron	1/7/15	2:43	vs. Boston	Fleury	3-2
Claude Giroux	1/20/15	3:57	@ Philadelphia	Greiss	3-2
Alex Steen	3/24/15	0:35	vs. St. Louis	Fleury	3-2
Mark Stone	4/7/15	2:43	@ Ottawa	Fleury	4-3

OVERTIME SCORING

PLAYER	G	A	PTS	PLAYER	G	A	PTS	PLAYER	G	A	PTS
Mario Lemieux	11	11	22	Troy Loney	1	1	2	Lee Giffin	0	1	1
Evgeni Malkin	7	9	16	Moe Mantha	1	1	2	Bill Guerin	0	1	1
Sidney Crosby	7	9	16	Mark Recchi	1	1	2	Dave Hannan	0	1	1
Jaromir Jagr	9	5	14	Paul Stanton	1	1	2	Jussi Jokinen	0	1	1
Kris Letang	2	6	8	Brandon Sutter	1	1	2	Rick Kehoe	0	1	1
Sergei Gonchar	3	5	8	Billy Tibbetts	1	1	2	Milan Kraft	0	1	1
Alexei Kovalev	4	3	7	Stu Barnes	0	2	2	Janne Laukkanen	0	1	1
Martin Straka	1	6	7	Kris Beech	0	2	2	Norm Maciver	0	1	1
James Neal	3	3	6	John Cullen	0	2	2	Paul Martin	0	1	1
Ron Francis	1	5	6	Mike Eastwood	0	2	2	Josef Melichar	0	1	1
Dick Tarnstrom	0	6	6	Deryk Engelland	0	2	2	Matt Niskanen	0	1	1
Aleksey Morozov	4	1	5	Darius Kasparaitis	0	2	2	Tom O'Regan	0	1	1
Kevin Stevens	3	2	5	Brooks Orpik	0	2	2	Michel Ouellet	0	1	1
Larry Murphy	1	4	5	Tomas Sandstrom	0	2	2	Wilf Paiment	0	1	1
Jordan Staal	1	4	5	Bryan Smolinski	0	2	2	Lasse Pirjeta	0	1	1
Pascal Dupuis	2	2	4	Maxime Talbot	0	2	2	Steve Poapst	0	1	1
Colby Armstrong	3	1	4	Ryan Whitney	0	2	2	Stephane Richer	0	1	1
Tyler Kennedy	3	1	4	Zarley Zalapski	0	2	2	Gary Rissling	0	1	1
Ryan Malone	3	1	4	Patric Hornqvist	1	0	1	Gord Roberts	0	1	1
Jan Hrdina	2	2	4	Rob Scuderi	0	1	1	Miroslav Satan	0	1	1
Paul Coffey	0	4	4	Wayne Babych	1	0	1	Ville Siren	0	1	1
Rob Brown	2	1	3	Randy Carlyle	1	0	1	Tony Tanti	0	1	1
Kevin Hatcher	2	1	3	Ruslan Fedotenko	1	0	1	Rick Tocchet	0	1	1
Randy Hillier	2	1	3	Randy Gilhen	1	0	1				
Kip Miller	2	1	3	Shawn Heins	1	0	1				
Doug Bodger	1	2	3	Dustin Jeffrey	1	0	1				
Phil Bourque	1	2	3	Chris Kontos	1	0	1				
Alex Goligoski	1	2	3	Joe Mullen	1	0	1				
Ric Jackman	1	2	3	Fredrik Olausson	1	0	1				
Michal Rozsival	1	2	3	Randy Robitaille	1	0	1				
Craig Simpson	1	2	3	Ulf Samuelsson	1	0	1				
Scott Young	1	2	3	Doug Shedden	1	0	1				
Jiri Slegr	0	3	3	Charlie Simmer	1	0	1				
German Titov	0	3	3	Marc Bergevin	0	1	1				
Warren Young	0	3	3	Robert Bortuzzo	0	1	1				
Blake Comeau	2	0	2	John Chabot	0	1	1				
Jordan Leopold	2	0	2	Ron Duguay	0	1	1				
Randy Cunneyworth	1	1	2	Mark Eaton	0	1	1				
Simon Despres	1	1	2	Nils Ekman	0	1	1				
Dan Frawley	1	1	2	Bob Errey	0	1	1				
Hans Jonsson	1	1	2	Rico Fata	0	1	1				
Robert Lang	1	1	2	Andrew Ference	0	1	1				

SHOOTOUT

ALL-TIME RECORD

YEAR	OVERALL			HOME			ROAD		
	GP	W	L	GP	W	L	GP	W	L
2005-06	7	1	6	4	1	3	3	0	3
2006-07	16	10	6	8	5	3	8	5	3
2007-08	11	7	4	5	2	3	6	5	1
2008-09	12	6	6	5	3	2	7	3	4
2009-10	10	8	2	4	3	1	6	5	1
2010-11	13	10	3	3	3	0	10	7	3
2011-12	12	9	3	5	5	0	7	4	3
2012-13	3	3	0	1	1	0	2	2	0
2013-14	10	7	3	6	3	3	4	4	0
2014-15	10	4	6	4	2	2	6	2	4
TOTALS	104	65	39	45	28	17	59	37	22

ALL-TIME VS. EACH TEAM

TEAM	SHOOTOUTS AGAINST	W-L	TEAM	SHOOTOUTS AGAINST	W-L
Anaheim	1	1-0	Montreal	7	3-4
Arizona	1	1-0	Nashville	1	0-1
Boston	4	2-2	New Jersey	2	1-1
Buffalo	3	3-0	NY Islanders	11	4-7
Calgary	1	1-0	NY Rangers	9	5-4
Carolina	5	4-1	Ottawa	7	5-2
Chicago	4	1-3	Philadelphia	5	5-0
Colorado	1	1-0	St. Louis	1	1-0
Columbus	3	1-2	San Jose	5	2-3
Dallas	2	2-0	Tampa Bay	2	0-2
Detroit	3	3-0	Toronto	5	5-0
Edmonton	1	0-1	Vancouver	4	4-0
Florida	5	4-1	Washington	5	3-2
Los Angeles	1	1-0	Winnipeg	4	2-2
Minnesota	1	0-1	TOTALS	104	65-39

ALL-TIME RESULTS

DATE	OPPONENT	W/L	WINNING GOAL	WINNING GOALIE	LOSING GOALIE	SHOOTOUT SCORE	FINAL SCORE
10/7/05	@ Carolina	L	Stillman	Ward	Caron	1-0	3-2
11/10/05	vs. Montreal	W	Crosby	Thibault	Theodore	1-0	3-2
11/14/05	vs. NY Islanders	L	Blake	DiPietro	Thibault	3-2	3-2
1/26/06	@ NY Islanders	L	Satan	Dubielewicz	Caron	1-0	4-3
2/4/06	vs. NY Islanders	L	Satan	DiPietro	Fleury	2-0	5-4
3/7/06	vs. Tampa Bay	L	Richards	Grahame	Fleury	2-0	5-4

DATE	OPPONENT	W/L	WINNING GOAL	WINNING GOALIE	LOSING GOALIE	SHOOTOUT SCORE	FINAL SCORE
4/15/06	@ NY Islanders	L	Nilsson	DiPietro	Caron	4-3	5-4
11/22/06	vs. Boston	L	Sturm	Thomas	Fleury	1-0	4-3
12/7/06	@ NY Rangers	L	Shanahan	Lundqvist	Fleury	1-0	3-2
12/11/06	@ Washington	W	Malkin	Fleury	Kolzig	2-1	5-4
12/21/06	@ Atlanta	L	Kozlov	Lehtonen	Thibault	2-0	4-3
1/7/07	vs. Tampa Bay	L	St. Louis	Holmqvist	Fleury	1-0	3-2
1/18/07	@ Boston	L	Kessel	Toivonen	Fleury	2-1	5-4
1/26/07	@ Dallas	W	Christensen	Fleury	Turco	1-0	4-3
2/1/07	vs. Montreal	W	Malkin	Fleury	Aebischer	2-1	5-4
2/8/07	@ Philadelphia	W	Crosby	Fleury	Niittymaki	1-0	5-4
2/14/07	vs. Chicago	W	Christensen	Fleury	Khabibulin	2-0	5-4
3/1/07	@ NY Rangers	W	Crosby	Fleury	Lundqvist	1-0	4-3
3/4/07	vs. Philadelphia	W	Christensen	Fleury	Biron	2-0	4-3
3/6/07	@ Ottawa	W	Crosby	Thibault	Emery	2-1	5-4
3/8/07	vs. New Jersey	L	Elias	Brodeur	Fleury	1-0	4-3
3/13/07	vs. Buffalo	W	Crosby	Fleury	Miller	2-1	5-4
3/18/07	vs. Ottawa	W	Ruutu	Fleury	Emery	1-0	4-3
10/19/07	vs. Carolina	W	Crosby	Sabourin	Ward	3-2	4-3
10/27/07	vs. Montreal	L	Markov	Price	Sabourin	1-0	4-3
11/22/07	@ Ottawa	W	Ruutu	Sabourin	Gerber	2-1	6-5
12/6/07	@ Calgary	W	Letang	Sabourin	Kiprusoff	2-1	3-2
12/8/07	@ Vancouver	W	Letang	Sabourin	Luongo	2-1	2-1
12/20/07	@ Boston	W	Christensen	Conklin	Thomas	2-0	5-4
1/1/08	@ Buffalo	W	Crosby	Conklin	Miller	2-1	2-1
1/12/08	@ Atlanta	L	Recchi	Lehtonen	Conklin	1-0	3-2
1/21/08	vs. Washington	L	Semin	Kolzig	Conklin	2-1	6-5
2/24/08	vs. San Jose	L	Roenick	Nabokov	Conklin	3-2	2-1
3/2/08	vs. Atlanta	W	Letang	Fleury	Lehtonen	1-0	3-2
10/20/08	@ Boston	W	Malkin	Sabourin	Thomas	2-1	2-1
10/25/08	@ NY Rangers	L	Sjostrom	Lundqvist	Fleury	1-0	3-2
11/8/08	@ NY Islanders	W	Sykora	Sabourin	MacDonald	1-0	4-3
11/13/08	vs. Philadelphia	W	Goligoski	Sabourin	Biron	1-0	5-4
11/18/08	vs. Minnesota	L	Zidlicky	Backstrom	Sabourin	1-0	2-1
12/3/08	@ NY Rangers	L	Zherdev	Lundqvist	Sabourin	3-1	3-2
2/11/09	vs. San Jose	W	Crosby	Fleury	Boucher	1-0	2-1
2/16/09	@ NY Islanders	L	Tambellini	MacDonald	Fleury	2-1	3-2
3/8/09	@ Washington	W	Crosby	Fleury	Theodore	1-0	4-3
3/10/09	vs. Florida	W	Letang	Fleury	Vokoun	2-0	4-3
3/12/09	@ Columbus	L	Huselius	Mason	Fleury	1-0	4-3
3/14/09	vs. Ottawa	L	Comrie	Elliott	Fleury	2-1	4-3
10/3/09	@ NY Islanders	W	Crosby	Fleury	Roloson	2-0	4-3
10/14/09	@ Carolina	W	Kunitz	Fleury	Ward	2-1	3-2
10/23/09	vs. Florida	W	Crosby	Johnson	Vokoun	1-0	3-2
10/30/09	@ Columbus	W	Crosby	Johnson	Mason	1-0	4-3
12/17/09	@ Philadelphia	W	Letang	Fleury	Boucher	2-0	3-2
12/19/09	@ Buffalo	W	Letang	Fleury	Lalime	1-0	2-1
1/31/10	vs. Detroit	W	Crosby	Fleury	Howard	2-0	2-1
2/14/10	vs. Nashville	L	O'Reilly	Ellis	Fleury	2-0	4-3
3/24/10	@ Washington	L	Knuble	Theodore	Fleury	3-2	4-3

DATE	OPPONENT	W/L	WINNING GOAL	WINNING GOALIE	LOSING GOALIE	SHOOTOUT SCORE	FINAL SCORE
3/28/10	vs. Toronto	W	Crosby	Fleury	Giguere	2-0	5-4
11/6/10	@ Phoenix	W	Letestu	Johnson	Bryzgalov	1-0	4-3
11/19/10	vs. Carolina	W	Letang	Fleury	Peters	2-0	5-4
12/23/10	@ Washington	W	Dupuis	Fleury	Neuvirth	2-1	3-2
12/29/10	@ NY Islanders	L	Parenteau	DiPietro	Fleury	3-2	2-1
1/6/11	@ Montreal	L	Pouliot	Price	Johnson	1-0	2-1
2/1/11	@ NY Rangers	W	Jeffrey	Fleury	Lundqvist	1-0	4-3
2/20/11	@ Chicago	L	Kane	Crawford	Fleury	1-0	3-2
2/26/11	@ Toronto	W	Kovalev	Fleury	Reimer	1-0	6-5
3/21/11	@ Detroit	W	Neal	Johnson	MacDonald	1-0	5-4
3/24/11	@ Philadelphia	W	Kunitz	Fleury	Bobrovsky	2-1	2-1
3/25/11	vs. New Jersey	W	Neal	Fleury	Brodeur	1-0	1-0
3/27/11	vs. Florida	W	Kovalev	Fleury	Clemmensen	2-0	2-1
4/8/11	@ NY Islanders	W	Kunitz	Fleury	Montoya	1-0	4-3
10/6/11	@ Vancouver	W	Letang	Fleury	Luongo	2-0	4-3
10/9/11	@ Edmonton	L	Hemsky	Dubnyk	Johnson	2-1	2-1
10/27/11	vs. NY Islanders	W	Malkin	Fleury	DiPietro	1-0	3-2
11/3/11	@ San Jose	L	Clowe	Greiss	Fleury	1-0	4-3
11/5/11	@ Los Angeles	W	Kunitz	Fleury	Quick	2-1	3-2
1/17/12	vs. Carolina	W	Neal	Fleury	Ward	2-1	2-1
1/20/12	vs. Montreal	W	Malkin	Fleury	Budaj	1-0	5-4
1/24/12	@ St. Louis	W	Kunitz	Fleury	Elliott	2-1	3-2
1/31/12	vs. Toronto	W	Malkin	Fleury	Gustavsson	1-0	5-4
2/7/12	@ Montreal	L	Plekanec	Price	Fleury	3-2	3-2
2/29/12	@ Dallas	W	Dupuis	Fleury	Lehtonen	3-2	4-3
3/9/12	vs. Florida	W	Neal	Fleury	Theodore	2-0	2-1
1/27/13	@ Ottawa	W	Malkin	Fleury	Anderson	3-2	2-1
3/10/13	@ Toronto	W	Neal	Fleury	Reimer	2-0	5-4
4/5/13	vs. NY Rangers	W	Jokinen	Fleury	Lundqvist	1-0	2-1
10/19/13	vs. Vancouver	W	Malkin	Fleury	Luongo	1-0	4-3
11/27/13	vs. Toronto	W	Crosby	Zatkoff	Bernier	2-0	6-5
12/18/13	@ NY Rangers	W	Sutter	Fleury	Lundqvist	1-0	4-3
1/7/14	@ Vancouver	W	Crosby	Fleury	Lack	1-0	5-4
2/7/14	vs. NY Rangers	L	Richards	Lundqvist	Fleury	2-1	4-3
2/27/14	vs. Montreal	L	Desharnais	Budaj	Fleury	1-0	6-5
3/7/14	@ Anaheim	W	Sutter	Fleury	Hiller	3-2	3-2
4/6/14	@ Colorado	W	Jokinen	Fleury	Varlamov	1-0	3-2
4/9/14	vs. Detroit	W	Jokinen	Fleury	Gustavsson	1-0	4-3
4/13/14	vs. Ottawa	L	Spezza	Lehner	Zatkoff	2-0	3-2
11/6/14	@ Winnipeg	W	Crosby	Fleury	Pavelec	2-1	4-3
11/15/14	@ NY Rangers	W	Sutter	Fleury	Lundqvist	2-1	3-2
11/21/14	vs. NY Islanders	L	Okposo	Johnson	Fleury	2-1	5-4
12/13/14	@ Columbus	L	Johansen	Bobrovsky	Greiss	2-1	4-3
12/22/14	@ Florida	L	Barkov	Luongo	Fleury	1-0	4-3
1/21/15	vs. Chicago	L	Toews	Crawford	Fleury	2-0	3-2
2/12/15	@ Ottawa	W	Perron	Greiss	Lehner	1-0	5-4
2/15/15	@ Chicago	L	Sharp	Crawford	Fleury	3-2	2-1
3/9/15	@ San Jose	L	Wingels	Niemi	Fleury	2-1	2-1
3/29/15	vs. San Jose	W	Perron	Fleury	Stalock	2-0	3-2

ALL-TIME RECORD

YEAR	OVERALL			HOME			ROAD		
	GOALS	SHOTS	PCT.	GOALS	SHOTS	PCT.	GOALS	SHOTS	PCT.
2005-06	6	28	21.4	3	16	18.8	3	12	25.0
2006-07	17	47	36.2	9	24	37.5	8	23	34.8
2007-08	17	44	38.6	7	20	35.0	10	24	41.7
2008-09	11	40	27.5	5	20	25.0	6	20	30.0
2009-10	15	29	51.7	5	11	45.5	10	18	55.6
2010-11	16	49	32.7	5	8	62.5	11	41	26.8
2011-12	19	42	45.2	7	14	50.0	12	28	42.9
2012-13	6	8	75.0	1	3	33.3	5	5	100.0
2013-14	11	32	34.4	5	17	29.4	6	15	40.0
2014-15	12	36	33.3	5	11	45.5	7	25	28.0
TOTALS	130	355	36.6	52	144	36.1	78	211	37.0

PENGUINS GOALIES

PLAYER	REC	SH	SV	GA	PCT.
Johnson	4-2	20	17	3	85.0
Sabourin	7-3	45	34	11	75.6
Fleury	48-24	237	178	59	75.1
Greiss	1-1	6	4	2	66.7
Thibault	2-2	17	11	6	64.7
Conklin	2-3	15	8	7	53.3
Zatkoff	1-1	4	2	2	50.0
Caron	0-3	10	4	6	40.0
TOTALS	65-39	354	258	96	72.9

PENGUINS SHOOTERS

PLAYER	G	S	PCT	PLAYER	G	S	PCT	PLAYER	G	S	PCT
Dustin Jeffrey	1	1	100.0	Alex Goligoski	1	4	25.0	Jani Rita	0	1	0.0
Erik Christensen	14	23	60.9	Sergei Gonchar	1	4	25.0	Jason Williams	0	1	0.0
David Perron	3	5	60.0	Mark Letestu	1	4	25.0	Beau Bennett	0	2	0.0
Jarkko Ruutu	4	8	50.0	Michel Ouellet	1	4	25.0	Ryan Malone	0	2	0.0
Alex Kovalev	3	6	50.0	Chris Conner	0	1	0.0	Ziggy Palffy	0	2	0.0
Brandon Sutter	3	6	50.0	Simon Despres	0	1	0.0	Steve Sullivan	0	2	0.0
James Neal	9	19	47.4	Steve Downie	0	1	0.0	Bill Guerin	0	3	0.0
Chris Kunitz	8	18	44.4	Nils Ekman	0	1	0.0	Tyler Kennedy	0	3	0.0
Sidney Crosby	31	71	43.7	Andy Hilbert	0	1	0.0	Mario Lemieux	0	3	0.0
Evgeni Malkin	20	53	37.7	Patric Hornqvist	0	1	0.0	Mark Recchi	0	4	0.0
Kris Letang	18	53	34.0	Konstantin Koltsov	0	1	0.0	Miroslav Satan	0	4	0.0
Petr Sykora	5	15	33.3	John LeClair	0	1	0.0	TOTALS	130	355	36.6
Ryan Whitney	1	3	33.3	Cal O'Reilly	0	1	0.0				
Pascal Dupuis	3	10	30.0	Lasse Pirjeta	0	1	0.0				
Jussi Jokinen	3	10	30.0	Derrick Pouliot	0	1	0.0				

HAT TRICKS

PLAYER	DATE	OPP.	GOALIE(S)	PLAYER	DATE	OPP.	GOALIE(S)
1967-68 (2)				1978-79 (3)			
Andy Bathgate	10/18	VS. MIN	Maniago (2), Bauman	Orest Kindrachuk	3/4	@ COL	Plasse
Ken Schinkel	10/21	VS. CHI	Dejordy	Ron Stackhouse	3/18	@ NYR	Thomas
1968-69 (0)				Greg Malone	3/28	VS. NYR	Soetaert
1969-70 (1)				1979-80 (1)			
Ken Schinkel (2)	2/4	VS. MIN	Maniago Broderick (2)	Gary McAdam	11/28	VS. QUE	Dion
1970-71 (2)				1980-81 (5)			
Glen Sather	12/19	VS. DET	McLeod (2), ENG	Rick Kehoe (4)	11/26	VS. VAN	Brodeur
Duane Rupp	3/24	VS. DET	Rutherford	Rick Kehoe (5)	12/3	@ TOR	Crha
1971-72 (1)				Paul Gardner*	12/13	VS. PHI	Myre
Bob Leiter	12/1	VS. DET	Smith (2), Daley	Rick Kehoe (6)	1/14	VS. STL	Staniewski
1972-73 (6)				Greg Sheppard	3/16	@ EDM	Mio
Al McDonough	10/11	@ STL	Stephenson	1981-82 (4)			
Lowell MacDonald	11/15	VS. MIN	Gilbert	Paul Gardner (2)	11/7	VS. PHI	Lindbergh
Al McDonough (2)	11/18	VS. ATL	Myre	Doug Shedden	1/2	VS. HFD	Garrett
Al McDonough (3)	11/22	VS. STL	Stephenson	Rick Kehoe (7)	1/20	VS. BOS	Baron
Eddie Shack	11/29	VS. TOR	Low	Andre St. Laurent	3/6	@ QUE	Bouchard
Syl Apps	12/13	VS. NYI	Desjardins	1982-83 (3)			
1973-74 (3)				Pat Boutette	10/12	VS. VAN	Brodeur
L. MacDonald (2)	11/13	VS. MIN	Maniago	Pat Boutette (2)	10/27	VS. WSH	Parro
Bob Kelly	3/24	VS. DET	Grant	Rick Kehoe (8)	12/23	@ DET	Stefan
L. MacDonald (3)	3/27	VS. MIN	Worsley	1983-84 (3)			
1974-75 (3)				Andy Brickley	12/26	VS. NYR	Weeks
Rick Kehoe	2/15	@ TOR	Favell	Mike Bullard	1/18	VS. WPG	Veisor
Jean Pronovost	2/26	VS. WSH	Belhumeur	Mark Taylor	3/29	@ NYR	Vanbiesbrouck
Pierre Larouche	3/12	VS. BOS	Gilbert	1984-85 (2)			
1975-76 (9)				Mike Bullard (2)*	12/5	VS. STL	Liut
Jean Pronovost (2)	11/12	@ WSH	Wolfe	Mike Bullard (3)	12/26	VS. NYI	Hrudey
Syl Apps (2)	12/17	@ CAL	Meloche	1985-86 (5)			
Bob Kelly (2)	12/17	@ CAL	Meloche	Mike Bullard (4)	12/31	@ STL	Wamsley
Stan Gilbertson	1/18	VS. NYR	Wilson (2), Soetaert	Mario Lemieux *	12/31	@ STL	Wamsley
Pierre Larouche (2)	2/8	@ VAN	Smith (2), Lockett	Mike Bullard (5)	1/22	@ EDM	Moog
Jean Pronovost (3)	2/19	VS. TOR	Favell	Doug Shedden (2)	2/15	VS. VAN	Brodeur
Pierre Larouche (3)	2/21	VS. CHI	Villemure	Mike Bullard (6)	2/21	@ DET	Stefan, LaForest (2)
L. MacDonald (4)	2/21	VS. CHI	Villemure	1986-87 (12)			
Rick Kehoe (2)	3/10	VS. BUF	Smith	R. Cunneynworth	10/9	VS. WSH	Jensen
1976-77 (2)				Mario Lemieux (2)	10/17	@ BUF	Barrasso
Rick Kehoe (3)	10/6	VS. VAN	Maniago (2), Ridley	Terry Ruskowski	10/18	VS. NJD	Friesen
Pierre Larouche (4)	2/19	@ TOR	Palmateer, Thomas (2)	Kevin LaVallee	10/29	VS. NJD	Chevrier
1977-78 (3)				John Chabot	12/6	VS. MIN	Beaupre
Blair Chapman	11/16	@ MIN	LoPresti	Mario Lemieux (3)*	12/12	VS. TOR	Wregget (3), Bester
Pete Mahovlich	11/30	VS. DET	Low	Craig Simpson	12/22	@ MTL	Roy
Wayne Bianchin	12/31	VS. CLE	Edwards	Mario Lemieux (4)	1/23	@ VAN	Caprice
				Mario Lemieux (5)	2/5	@ BOS	Ranford

* = Four Goal Game, # = Five Goal Game

PLAYER	DATE	OPP.	GOALIE(S)
R. Cunneynworth (2)*	3/3	@ QUE	Gosselin (3), Malarchuk
Mario Lemieux (6)	3/8	@ WPG	Reddick
Mario Lemieux (7)	3/12	VS. QUE	Gosselin, ENG (2)
1987-88 (9)			
Dan Quinn	10/15	VS. NYR	Froese
Mario Lemieux (8)	10/15	VS. NYR	Froese
Mario Lemieux (9)	10/24	VS. BUF	Cloutier
Mario Lemieux (10)	1/5	VS. LAK	Healy
Mario Lemieux (11)	1/10	@ DET	Hanlon
Paul Coffey	1/20	@ CHI	Mason (2), Pang
Dan Quinn (2)	2/28	@ CHI	Pang
Dan Quinn (3)	3/7	@ CGY	Vernon
Mario Lemieux (12)	4/2	@ WSH	Malarchuk
1988-89 (13)			
Mario Lemieux (13)	10/11	VS. WSH	Malarchuk (2), Peeters
Rob Brown	10/15	VS. STL	Riendeau
Mario Lemieux (14)	10/18	VS. PHI	Hextall
Rob Brown (2)	11/25	@ WSH	Malarchuk
Mario Lemieux (15)	12/21	@ TOR	Wregget
Mario Lemieux (16)#	12/31	VS. NJD	Sauve (3), Terreri, ENG
Mario Lemieux (17)	1/10	VS. NYI	Hrudey
Rob Brown (3)	1/28	VS. DET	Stefan (2), Hanlon
Rob Brown (4)	2/5	@ BOS	Moog
Mario Lemieux (18)	2/14	VS. BUF	Cloutier
Mario Lemieux (19)	3/12	@ CHI	Chevrier
Mario Lemieux (20)	3/25	VS. NJD	Sauve (2), Burke
Mario Lemieux (21)*	3/30	VS. HFD	Whitmore
1989-90 (10)			
Mario Lemieux (22)	10/17	VS. TOR	Bester, ENG (2)
Kevin Stevens	10/31	VS. LAK	Hrudey
Mario Lemieux (23)	12/2	@ QUE	Tugnutt
Rob Brown (5)	12/12	VS. BOS	Moog (2), Lemelin
Mario Lemieux (24)*	1/8	@ NYR	Froese (2), Vanbiesbrouck (2)
Tony Tanti	1/30	VS. PHI	Wregget
Mario Lemieux (25)	2/2	VS. EDM	Exelby (2), ENG
Rob Brown (6)	2/10	VS. LAK	Hrudey, Gosselin, ENG
John Cullen	2/20	VS. PHI	Wregget (2), ENG
Rob Brown (7)	3/4	VS. MIN	Myllys (2), ENG
1990-91 (5)			
Kevin Stevens (2)	10/25	VS. QUE	Tanner, Tugnutt (2)
Phil Bourque	12/3	@ NYR	Vanbiesbrouck, Richter (2)
John Cullen (2)	1/17	@ TOR	Ing
Jaromir Jagr	2/2	VS. BOS	Foster
Mario Lemieux (26)	3/26	@ PHI	Peeters

* = Four Goal Game, # = Five Goal Game

PLAYER	DATE	OPP.	GOALIE(S)
1991-92 (11)			
Mario Lemieux (27)	10/15	@ NYI	Healy
Bob Errey	10/17	VS. NYI	Healy (2), ENG
Kevin Stevens (3)	11/13	VS. EDM	Ranford
Mark Recchi	11/18	@ QUE	Tugnutt
Kevin Stevens (4)	11/18	@ QUE	Tugnutt
Kevin Stevens (5)	11/29	@ PHI	Roussel (2), Wregget
Kevin Stevens (6)	12/5	@ SJS	Irbe, Hayward (2)
Joe Mullen*	12/23	@ NYI	Healy
Joe Mullen (2)*	12/26	VS. TOR	Fuhr
Joe Mullen (3)	2/18	VS. TOR	Wamsley
Rick Tocchet	3/6	@ SJS	Myllys
1992-93 (10)			
Kevin Stevens (7)*	10/17	@ HFD	Burke (3), Pietrangelo
Mario Lemieux (28)	10/22	VS. DET	Cheveldae
Kevin Stevens (8)	12/12	VS. NJD	Terreri
Kevin Stevens (9)	1/26	VS. WSH	Beaupre
Mario Lemieux (29)*	3/18	VS. WSH	Beaupre (3), Hrivnak
Mario Lemieux (30)*	3/20	VS. PHI	Soderstrom (3), Roussel
Rick Tocchet (2)	4/1	VS. HFD	Gosselin, Pietrangelo (2)
Rick Tocchet (3)	4/7	VS. MTL	Roy
Joe Mullen (4)	4/9	@ NYR	Hirsch, Richter (2)
Mario Lemieux (31)#	4/9	@ NYR	Hirsch (3), Richter (2)
1993-94 (2)			
Kevin Stevens (10)	1/11	VS. BOS	Blue
Martin Straka	3/8	VS. BOS	Riendeau
1994-95 (2)			
Jaromir Jagr (2)	2/14	VS. BOS	Riendeau
Luc Robitaille*	2/16	VS. HFD	Reese
1995-96 (9)			
Mario Lemieux (32)	10/26	@ NYI	Soderstrom
Mario Lemieux (33)	10/28	@ NJD	Brodeur
Ron Francis	11/10	@ SJS	Irbe (2), Flaherty
Markus Naslund	11/28	VS. OTT	Bales
Mario Lemieux (34)*	11/30	@ BOS	Bailey (2), Billington (2)
Mario Lemieux (35)	12/30	VS. FLA	Vanbiesbrouck
Mario Lemieux (36)	1/27	VS. PHI	Snow (2), Hextall
Petr Nedved*	3/5	VS. WPG	Khabibulin (2), Roussel (2)
Mario Lemieux (37)#	3/26	VS. STL	Fuhr, Casey (4)
1996-97 (4)			
Jaromir Jagr (3)	11/2	VS. OTT	Tugnutt
Jaromir Jagr (4)	11/30	VS. BOS	Ranford
Mario Lemieux (38)	12/19	@ STL	Casey
Mario Lemieux (39)*	1/26	@ MTL	Thibault

PLAYER	DATE	OPP.	GOALIE(S)
1997-98 (3)			
Ron Francis (2)	12/29	VS. NYI	Fichaud, Salo (2)
Stu Barnes	1/10	VS. NJD	Brodeur
Martin Straka (2)	4/18	VS. BOS	Dafoe (2), Tallas
1998-99 (2)			
Stu Barnes (2)	11/25	@ WSH	Kolzig
Martin Straka (3)	11/28	@ MTL	Theodore (2), ENG
1999-00 (3)			
Aleksey Morozov	10/7	@ NJD	Brodeur
Jaromir Jagr (5)	11/26	VS. OTT	Lalime
Jaromir Jagr (6)	12/30	VS. NYI	Luongo
2000-01 (9)			
Jaromir Jagr (7)*	10/14	VS. NYR	McLean
Alexei Kovalev	11/8	VS. PHI	Boucher
Jaromir Jagr (8)	12/16	@ MTL	Hackett
Martin Straka (4)	1/8	@ WSH	Kolzig (2), ENG
Mario Lemieux (40)	1/24	VS. MTL	Theodore
Alexei Kovalev (2)	2/7	VS. PHI	Cechmanek (2), Boucher
Alexei Kovalev (3)	2/10	VS. NJD	Brodeur
Alexei Kovalev (4)	2/23	VS. NYR	Yeremeyev
Jaromir Jagr (9)	3/10	VS. CGY	Vernon (2), ENG
2001-02 (5)			
Toby Petersen	10/16	VS. OTT	Lalime
Alexei Kovalev (5)	11/13	@ NJD	Brodeur (2), ENG
Alexei Kovalev (6)	11/14	VS. NYI	Snow
Alexei Kovalev (7)	1/5	VS. NYR	Richter
Aleksey Morozov (2)	1/17	@ CGY	Turek
2002-03 (1)			
Alexei Kovalev (8)	1/25	VS. CHI	Thibault (2), Leighton
2003-04 (0)			
2005-06 (1)			
Mark Recchi (2)	3/4	VS. CAR	Ward
2006-07 (6)			
Sidney Crosby	10/28	@ PHI	Niittymaki (2), Esche
Nils Ekman	11/8	VS. TBL	Holmqvist
Ryan Malone	12/15	VS. NYI	Dunham (2), DiPietro
Mark Recchi (3)	1/20	VS. TOR	Raycroft
Jordan Staal	2/10	@ TOR	Raycroft
Ryan Malone (2)	2/19	@ NYI	DiPietro
2007-08 (2)			
Evgeni Malkin	1/3	VS. TOR	Clemmensen
Evgeni Malkin (2)	1/14	VS. NYR	Lundqvist
2008-09 (5)			
Jordan Staal (2)	11/11	@ DET	Osgood
Evgeni Malkin (3)	11/26	@ NYI	MacDonald

* = Four Goal Game, # = Five Goal Game

PLAYER	DATE	OPP.	GOALIE(S)
Sidney Crosby (2)	11/29	VS. NJD	Clemmensen
Petr Sykora	12/11	VS. NYI	Danis (2), MacDonald
Pascal Dupuis	12/11	VS. NYI	Danis (2), MacDonald
2009-10 (6)			
Sidney Crosby (3)	10/28	VS. MTL	Halak
Sidney Crosby (4)	11/28	VS. NYR	Valiquette
Mike Rupp	11/30	@ NYR	Lundqvist
Evgeni Malkin (4)	12/23	VS. OTT	LeClaire
Evgeni Malkin (5)	1/19	VS. NYI	Roloson
Sidney Crosby (5)	2/1	VS. BUF	Miller
2010-11 (4)			
Evgeni Malkin (6)	11/13	@ ATL	Pavelec
Sidney Crosby (6)	11/27	VS. CGY	Kiprusoff
Sidney Crosby (7)	12/2	VS. ATL	Pavelec
Chris Kunitz	1/5	VS. TBL	Ellis (2), Roloson
2011-12 (4)			
Evgeni Malkin (7)	12/17	VS. BUF	Miller/Enroth (2)
Evgeni Malkin (8)	1/15	@ TBL	Garon (2)/ENG
Evgeni Malkin (9)	2/25	VS. TBL	Roloson
James Neal	3/20	VS. WPG	Pavelec (2)/Mason
2012-13 (3)			
Chris Kunitz (2)*	2/3	@ WSH	Holtby
Chris Kunitz (3)	3/10	VS. NYI	Nabokov
James Neal (2)	4/27	VS. CAR	Peters
2013-14 (3)			
Jussi Jokinen	10/8	VS. CAR	Ward
Sidney Crosby (8)	10/12	@ TBL	Lindback
James Neal (3)	12/29	@ CBJ	McElhinney
2014-15 (1)			
Blake Comeau	11/26	VS. TOR	Bernier

TOTAL = 203 HOME = 130 ROAD = 73
 MOST ALL-TIME - Mario Lemieux (40)
 MOST ONE YEAR (Ind) - Mario Lemieux (9), 1988-89
 MOST ONE YEAR (Team) - 13 in 1988-89

HAT TRICKS AGAINST

PLAYER	DATE	OPP.	GOALIE(S)
1967-68 (4)			
Stan Mikita*	12/6	@ CHI	Binkley (3), Bassen
Bob Pulford	1/13	@ TOR	Binkley
Dick Duff	2/17	@ MTL	Binkley
Jean Beliveau	3/16	@ MTL	Binkley (2), ENG
1968-69 (3)			
Bobby Rousseau	11/7	@ MTL	Binkley
Bobby Hull	11/14	VS. CHI	Binkley
Phil Esposito	12/15	@ BOS	Daley
1969-70 (5)			
Gordie Howe	11/2	@ DET	Smith
Ab McDonald	11/19	VS. STL	Binkley
Dave Keon	1/17	@ TOR	Binkley
Dave Balon	2/1	@ NYR	Smith
Stan Mikita (2)	2/11	@ CHI	Smith
1970-71 (5)			
Walt McKechnie	10/15	@ MIN	Smith
Phil Esposito (2)	12/6	@ BOS	Binkley
Brian Spencer	1/9	@ TOR	Smith
Phil Esposito (3)	3/6	VS. BOS	Smith
Eddie Shack	3/31	VS. BUF	Newton
1971-72 (3)			
Brad Park	12/12	@ NYR	Rutherford
Norm Ullman	12/28	VS. TOR	Binkley (2), ENG
Brad Park (2)	2/12	VS. NYR	Rutherford
1972-73 (5)			
Gene Carr	12/17	@ NYR	Herron
Rejean Houle	1/17	@ MTL	Newton
Mike Walton	2/10	@ BOS	Newton
Dennis Hextall	3/7	@ MIN	Brown
Bobby Lalonde	3/17	@ VAN	Brown (2), Newton
1973-74 (5)			
Rick Martin	1/3	@ BUF	Rutherford
Ken Hodge	2/3	VS. BOS	Brown
Stan Mikita (3)	2/10	@ CHI	Inness
Claude Larose*	2/28	@ MTL	Inness
Bill Goldsworthy	3/23	@ MIN	Inness
1974-75 (6)			
Bobby Orr	10/23	VS. BOS	Inness
Dave Keon (2)	11/20	@ TOR	Inness
Guy Lafleur	12/7	@ MTL	Johnson
Guy Lafleur (2)*	1/26	@ MTL	Plasse
Greg Polis	3/2	@ NYR	Plasse
Stan Gilbertson	4/6	@ WSH	Johnson
1975-76 (4)			
Hartland Monahan	11/12	@ WSH	Inness
Yvon Cournoyer	11/13	VS. MTL	Inness
Dennis Maruk*	11/18	VS. CAL	Inness
Ted Irvine	2/29	VS. STL	Inness (2), ENG

PLAYER	DATE	OPP.	GOALIE(S)
1976-77 (4)			
Rick Blight*	10/6	VS. VAN	Laxton
Wilf Paiment	2/6	@ COL	Herron
Claude Larose (2)	2/8	@ STL	Herron
Don Saleski	3/13	@ PHI	Herron
1977-78 (1)			
Butch Goring	11/24	@ LAK	Herron
1978-79 (2)			
Dale McCourt	2/18	@ DET	Millen (2), Herron
Darcy Rota	4/1	VS. ATL	Herron (2), Millen
1979-80 (8)			
Pierre Larouche*	10/25	@ MTL	Holland
Darryl Sittler	1/16	VS. TOR	Millen
Jordy Douglas	1/17	@ HFD	Millen
Blair MacDonald	1/19	VS. EDM	Millen
Mike Foligno	1/31	@ DET	Millen
Danny Gare	2/7	@ BUF	Millen
Darryl Sittler (2)	3/5	VS. TOR	Holland
Wayne Gretzky	3/21	@ EDM	Millen
1980-81 (8)			
Dennis Maruk (2)	11/12	VS. WSH	Holland
Rick Dudley	12/7	@ BUF	Millen, Holland (2)
Bobby Clarke	12/13	VS. PHI	Millen
Stan Smyl	12/19	@ VAN	Holland (2), Millen
Reed Larson	1/3	VS. DET	Millen
Mike Bossy*	1/13	@ NYI	Millen (3), ENG
Lanny McDonald	2/6	@ COL	Ricci (2), ENG
Mark Messier	3/16	@ EDM	Millen
1981-82 (6)			
Mel Bridgeman	10/29	@ PHI	Dion
Keith Acton	11/21	@ MTL	Dion (2), Harrison
Ron Duguay	12/27	@ NYR	Harrison
Blaine Stoughton	1/3	@ HFD	Harrison
Wayne Gretzky (2)	3/17	@ EDM	Dion
Bernie Nicholls	3/20	@ LAK	Dion
1982-83 (10)			
Butch Goring (2)	10/14	@ NYI	Herron
Marian Stastny	10/21	@ QUE	Herron
Peter Stastny	12/11	VS. QUE	Herron
Glenn Anderson	1/7	@ EDM	Herron
Dale Hawerchuk	2/4	@ WPG	Dion
Lanny McDonald (2)	2/5	@ CGY	Herron
Kent Nilsson	2/5	@ CGY	Herron
Charlie Simmer	2/12	VS. LAK	Ricci
Reed Larson (2)	2/15	VS. DET	Ricci
Ken Linseman	2/19	VS. EDM	Herron (2), Ricci
1983-84 (11)			
Bryan Trottier	11/11	VS. NYI	Dion
Barry Pederson	12/6	VS. BOS	Dion (2), Herron

PLAYER	DATE	OPP.	GOALIE(S)
Bob MacMillan	1/7	VS. NJD	Romano
Paul MacLean	1/18	VS. WPG	Dion
Pierre Larouche (2)	1/25	VS. NYR	Romano (2), Dion
Doug Risebrough	2/16	@ CGY	Dion
Lanny McDonald (3)	2/16	@ CGY	Dion
Wayne Gretzky (3)	2/22	VS. EDM	Romano
Michel Goulet	3/8	VS. QUE	Ricci
Dave Poulin	3/22	@ PHI	Herron
Ilkka Sinisalo	3/22	@ PHI	Herron
1984-85 (7)			
Uli Hiemer	10/31	@ NJD	Herron
Jorgen Pettersson	11/8	VS. STL	Dion
Denis Savard	11/29	VS. CHI	Herron
Michel Goulet (2)	12/29	@ QUE	Herron
Dale Hawerchuk (2)	1/21	@ WPG	Romano
Wayne Gretzky (4)	1/26	@ EDM	Herron
Peter Sundstrom	2/22	VS. NYR	Ford
1985-86 (5)			
Danny Gare (2)	10/30	@ DET	Romano
Tony Tanti	11/13	@ VAN	Romano
Dave Poulin (2)	11/24	@ PHI	Herron
Troy Murray	1/1	@ CHI	Meloche
Al Secord	1/1	@ CHI	Meloche
1986-87 (3)			
Kirk Muller	10/29	VS. NJD	Romano
Sylvain Turgeon	3/28	@ HFD	Riggin
Perry Anderson	3/31	@ NJD	Meloche
1987-88 (3)			
Dave Hannan	1/25	VS. EDM	Pietrangelo
John MacLean	1/28	@ NJD	Meloche
Rick Vaive	2/28	@ CHI	Pietrangelo
1988-89 (11)			
Mike Ridley*	10/11	VS. WSH	Young
Dave Andreychuk	10/12	@ BUF	Young
Tony Granato*	10/30	@ NYR	Guenette, Pietrangelo (3)
Walt Poddubny	11/3	VS. QUE	Guenette
Jari Kurri	11/8	VS. EDM	Guenette
Tony Tanti (2)	1/7	VS. VAN	Barrasso
Tony Granato (2)	1/14	VS. NYR	Barrasso
Peter Stastny (2)*	2/11	@ QUE	Young (2), Pietrangelo (2)
Jody Hull	2/26	@ HFD	Barrasso, Young (2)
Ken Linseman (2)	3/14	VS. BOS	Barrasso
Mats Naslund	3/18	VS. MTL	Barrasso, Young (2)
1989-90 (6)			
Brett Hull	10/18	VS. STL	Young
Wayne Gretzky (5)	10/31	VS. LAK	Young
Pat LaFontaine	2/6	VS. NYI	Barrasso
Derek King	2/6	VS. NYI	Barrasso
Luc Robitaille	3/10	@ LAK	Chevrier

PLAYER	DATE	OPP.	GOALIE(S)
Mike Modano	3/17	VS. MIN	Chevrier
1990-91 (2)			
Jeremy Roenick	10/11	@ CHI	Barrasso
Patrick Flatley	12/23	VS. NYI	Pietrangelo
1991-92 (4)			
Derek King (2)	10/15	@ NYI	Barrasso
Vladimir Ruzicka	11/5	VS. BOS	Barrasso
Vladimir Ruzicka (2)*	2/9	@ BOS	Barrasso
Darren Turcotte	4/16	@ NYR	Young, Wregget (2)
1992-93 (7)			
Michel Goulet (3)	11/8	@ CHI	Barrasso
Jimmy Carson	11/13	@ DET	Barrasso
Adam Graves	11/25	VS. NYR	Barrasso, Wregget (2)
Ulf Dahlen	1/7	VS. MIN	Barrasso
Steve Heinze	1/14	@ BOS	Wregget
Pierre Turgeon	2/20	@ NYI	Barrasso
Geoff Sanderson	2/21	@ HFD	Barrasso
1993-94 (2)			
Mike Gartner	1/31	@ NYR	Wregget
Randy Burridge	3/15	VS. WSH	Barrasso
1994-95 (1)			
Igor Chibirev	4/5	VS. HFD	Young
1995-96 (8)			
Pat Verbeek	11/21	@ NYR	Barrasso
Geoff Sanderson (2)	12/28	VS. HFD	Wregget
Ray Sheppard	1/13	VS. SJS	Barrasso
Claude Lemieux	1/16	VS. COL	Wregget
Brendan Shanahan	2/23	VS. HFD	Wregget
Gary Roberts	2/29	@ CGY	Barrasso
Rick Tocchet	3/14	@ BOS	Wregget
John LeClair	3/31	@ PHI	Barrasso
1996-97 (5)			
Alexei Kovalev	10/16	@ NYR	Barrasso, Wregget (2)
Dino Ciccarelli	11/8	@ TBL	Wregget
Dale Hawerchuk (3)	11/21	@ PHI	Wregget
B. Shanahan (2)	2/8	VS. DET	Lalime
Joe Sakic	3/14	@ COL	Wregget
1997-98 (3)			
Dave Gagner	10/4	VS. FLA	Wregget
Joe Nieuwendyk	11/5	VS. DAL	Wregget (2), Skudra
Valeri Kamensky	1/3	VS. COL	Skudra
1998-99 (2)			
Sami Salo	3/30	VS. OTT	Skudra (2), ENG
Zigmund Palffy	4/17	VS. NYI	Barrasso, Skudra (2)
1999-00 (0)			
2000-01 (3)			
John Madden*	10/28	VS. NJD	Aubin, Snow (3)
Randy McKay*	10/28	VS. NJD	Aubin (2), Snow (2)
Andrei Kovalenko	1/9	@ BOS	Snow
2001-02 (1)			
Glen Murray	4/13	@ BOS	Aubin

* = Four Goal Game, # = Five Goal Game

PLAYER	DATE	OPP.	GOALIE(S)
2002-03 (4)			
Sergei Fedorov	10/25	@ DET	Aubin
Vincent Lecavalier	11/8	@ TBL	Hedberg (2), ENG
Saku Koivu	11/18	@ MTL	Hedberg
Dave Scatchard	1/7	@ NYI	Aubin
2003-04 (6)			
Vincent Lecavalier (2)	11/8	@ TBL	Caron
Radim Vrbata	11/29	@ CAR	Caron
Shean Donovan	12/7	@ CGY	Caron
Markus Naslund*	12/9	@ VAN	Fleury
Glen Murray (2)	2/1	@ BOS	Caron (2), EN
Martin Havlat	2/22	VS. OTT	Aubin (2), EN
2005-06 (6)			
Jaromir Jagr	11/12	VS. NYR	Thibault
Olli Jokinen	11/25	@ FLA	Caron, Thibault (2)
Ilya Kovalchuk	1/6	@ ATL	Thibault, Fleury, ENG
Shawn Horcoff	1/10	VS. EDM	Fleury
Miroslav Satan	2/4	VS. NYI	Fleury
Patrik Elias	4/5	@ NJD	Fleury
2006-07 (1)			
Olli Jokinen (2)	1/10	@ FLA	Thibault
2007-08 (2)			
Joffrey Lupul	12/11	@ PHI	Sabourin (2), Conklin
R.J. Umberger	12/11	@ PHI	Sabourin (2), Conklin
2008-09 (2)			
Jason Spezza	12/6	@ OTT	Sabourin
Jonathan Toews	2/27	@ CHI	Fleury
2009-10 (2)			
Radek Dvorak	1/3	@ FLA	Fleury
Alex Ovechkin	2/7	@ WSH	Fleury
2010-11 (0)			
2011-12 (0)			
2012-13 (2)			
Jakub Voracek	2/20	VS. PHI	Vokoun
Tomas Kopecky	2/26	@ FLA	Fleury
2013-14 (0)			
2014-15 (4)			
Corey Perry	10/9	VS. ANA	Fleury
Tyler Johnson	12/23	@ TBL	Fleury (2), Zatkoff
Kyle Okposo*	1/16	@ NYI	Fleury
Nick Foligno	4/4	@ CBJ	Fleury (2), EN

TOTAL - 192 HOME - 71 ROAD - 121
 MOST BY ONE PLAYER - Wayne Gretzky (5)
 MOST BY ONE TEAM - NY Rangers (15)

* = Four Goal Game, # = Five Goal Game

SPECIAL TEAMS

YEAR	POWER PLAY			PENALTY KILL		
	PPG/CHANCES	PCT.	NHL RANK	PPGA/CHANCES	PCT.	NHL RANK
1967-68	37/273	13.6	11th	31/193	83.9	6th
1968-69	50/303	16.5	7th	38/231	83.5	5th
1969-70	53/315	16.8	9th	66/282	76.6	12th
1970-71	56/318	17.6	9th	48/276	82.6	8th
1971-72	46/286	16.1	11th	55/346	77.6	10th
1972-73	52/301	17.3	9th	49/264	81.4	8th
1973-74	47/276	17.0	11th	47/245	80.8	8th
1974-75	64/323	19.8	9th	63/324	80.6	8th
1975-76	75/307	24.4	6th	68/292	76.7	11th
1976-77	46/263	17.5	14th	47/209	77.5	15th
1977-78	53/261	20.3	11th	61/251	75.7	13th
1978-79	56/261	21.5	12th	57/250	77.2	11th
1979-80	52/262	19.8	14th	64/247	74.1	18th
1980-81	92/400	23.0	11th	99/370	73.2	21st
1981-82	99/404	24.5	7th	92/399	76.9	11th
1982-83	81/360	22.5	9th	110/396	72.2	21st
1983-84	70/340	20.6	16th	86/357	75.9	15th
1984-85	62/363	17.1	21st	74/311	76.2	14th
1985-86	93/425	21.9	12th	78/341	77.1	15th
1986-87	74/378	19.6	14th	72/319	77.4	15th
1987-88	110/500	22.0	6th	120/507	76.3	20th
1988-89	119/491	24.2	3rd	111/482	77.0	16th
1989-90	86/403	21.3	10th	94/372	74.7	20th
1990-91	89/388	22.9	3rd	73/351	79.2	16th
1991-92	92/427	21.5	4th	77/379	79.7	15th
1992-93	105/440	23.9	2nd	72/429	83.2	4th
1993-94	76/404	18.8	13th	72/401	82.0	10th
1994-95	42/221	19.0	10th	46/229	79.9	23rd
1995-96	109/420	26.0*	1st*	78/467	83.3	8th
1996-97	74/338	21.9	2nd	64/338	81.1	23rd
1997-98	67/407	16.5	11th	46/338	86.4	8th
1998-99	65/363	17.9	7th	56/302	81.5	23rd
1999-00	54/346	15.6	20th	56/321	82.6	19th

* Franchise Record

YEAR	POWER PLAY			PENALTY KILL		
	PPG/CHANCES	PCT.	NHL RANK	PPGA/CHANCES	PCT.	NHL RANK
2000-01	76/375	20.3	5th	78/405	80.7	T26th
2001-02	47/335	14.0	T24th	57/352	83.8	T18th
2002-03	66/360	18.3	7th	58/352	83.5	T13th
2003-04	65/360	18.1	T7th	84/369	77.2	30th
2005-06	94/495	19.0	6th	113/533	78.8	29th
2006-07	94/463	20.3	5th	75/419	82.1	17th
2007-08	77/378	20.4	4th	68/357	81.0	23rd
2008-09	62/360	17.2	20th	60/347	82.7	8th
2009-10	56/326	17.2	19th	52/327	84.1	9th
2010-11	49/311	15.8	25th	45/324	86.1	1st*
2011-12	57/289	19.7	T5th	33/270	87.8*	3rd
2012-13	42/170	24.7	2nd	34/167	79.6	25th
2013-14	65/278	23.4	T-1st	38/254	85.0	5th
2014-15	49/254	19.3	T-8th	42/277	84.8	3rd
TOTALS	3,245/16,267	19.9		3,107/15,572	80.0	

* Franchise Record

PENALTY SHOTS

PLAYER	OPPONENT	DATE	GOALTENDER	RESULT
George Konik	@ STL	1/31/68	Hall	GOAL
Charlie Burns	VS. NYR	2/5/69	Giacomin	No Goal
Keith McCreary	VS. NYR	3/18/70	Giacomin	No Goal
Jean Pronovost	@ DET	1/14/71	Edwards	GOAL
Greg Polis	VS. STL	2/24/71	Wakely	No Goal
Syl Apps	@ TOR	2/9/72	Parent	GOAL
Lowell MacDonald	@ BUF	11/12/72	Crozier	No Goal
Ron Schock	VS. DET	1/10/73	Edwards	No Goal
Ron Schock	VS. NYR	3/10/73	Giacomin	No Goal
Chuck Arnason	VS. CAL	2/16/74	Meloche	No Goal
Ron Schock	@ WSH	11/30/76	Wolfe	No Goal
Blair Chapman	@ WSH	12/4/77	Bedard	No Goal
Pete Mahovlich	@ WSH	1/21/78	Bedard	No Goal
Blair Chapman	VS. COL	3/22/78	McKenzie	No Goal
Ross Lonsberry	@ NYI	12/5/78	Resch	No Goal
Ross Lonsberry	VS. MIN	2/9/80	Meloche	No Goal
Greg Sheppard	VS. STL	1/14/81	Staniowski	No Goal
Dave Hannan	@ WSH	10/14/83	Riggin	GOAL
Andy Brickley	VS. CHI	11/29/84	Bannerman	No Goal
Mario Lemieux	@ QUE	12/29/84	Gosselin	GOAL
Warren Young	@ TOR	1/2/85	Bernhardt	GOAL
Mario Lemieux	@ NYI	1/19/88	Hrudey	GOAL
Mario Lemieux	VS. NJD	12/31/88	Terreri	GOAL
Mario Lemieux	@ LAK	3/7/89	Hrudey	GOAL
Jock Callander	VS. MTL	3/18/89	Roy	GOAL
Mario Lemieux	@ WSH	11/24/89	Mason	GOAL
Bob Errey	VS. NJD	1/5/91	Terreri	GOAL
Bob Errey	VS. MIN	10/31/91	Wakaluk	GOAL
Mario Lemieux	VS. EDM	3/17/92	Ranford	No Goal
Jaromir Jagr	VS. WSH	1/26/93	Beaupre	No Goal
Martin Straka	@ QUE	3/16/95	Thibault	No Goal
Mario Lemieux	VS. BUF	3/23/96	Hasek	No Goal
Jaromir Jagr	@ FLA	11/9/96	Fitzpatrick	No Goal
Mario Lemieux	@ FLA	4/11/97	Vanbiesbrouck	GOAL
Stu Barnes	@ PHI	3/8/98	Hextall	No Goal
Martin Straka	VS. STL	1/19/00	Turek	GOAL
Martin Straka	@ SJS	11/1/00	Nabokov	No Goal
Martin Straka	@ BOS	1/9/01	Dafoe	No Goal
Martin Straka	@ ATL	1/30/01	Rhodes	GOAL
Wayne Primeau	@ TBL	11/10/01	Khabibulin	GOAL
Eric Meloche	VS. NYR	1/3/04	Markkanen	No Goal
Brian Holzinger	VS. TBL	1/27/04	Grahame	No Goal

PLAYER	OPPONENT	DATE	GOALTENDER	RESULT
Ziggy Palffy	@ NYR	11/7/05	Weekes	No Goal
Matt Murley	@ TBL	11/27/05	Grahame	No Goal
Ryan Malone	VS. WSH	1/25/06	Kolzig	GOAL
Jordan Staal	VS. CBJ	10/21/06	Norrena	GOAL
Jordan Staal	VS. NYR	11/25/06	Lundqvist	No Goal
Nils Ekman	@ NYR	12/7/06	Lundqvist	GOAL
Jarkko Ruutu	VS. TOR	1/20/07	Raycroft	GOAL
Evgeni Malkin	@ NYI	3/22/07	DiPietro	No Goal
Jordan Staal	VS. NYR	10/23/07	Lundqvist	No Goal
Sidney Crosby	@ VAN	12/8/07	Luongo	No Goal
Petr Sykora	@ TBL	3/4/08	Smith	No Goal
Sidney Crosby	VS. NYR	1/18/09	Lundqvist	No Goal
Evgeni Malkin	VS. ATL	3/17/09	Hedberg	No Goal
Evgeni Malkin	@ CAR	4/4/09	Ward	No Goal
Maxime Talbot	@ ATL	11/21/09	Hedberg	No Goal
Evgeni Malkin	VS. TOR	10/13/10	Gustavsson	No Goal
Sidney Crosby	VS. CGY	11/27/10	Kiprusoff	No Goal
Evgeni Malkin	@ WSH	12/23/10	Neuvirth	No Goal
Kris Letang	@ NYI	12/29/10	DiPietro	No Goal
Chris Conner	VS. DET	1/18/11	MacDonald	GOAL
Matt Cooke	VS. DAL	11/11/11	Lehtonen	GOAL
Chris Kunitz	@ NJD	3/17/12	Brodeur	No Goal
Chris Kunitz	VS. BUF	10/5/13	Enroth	GOAL
Brandon Sutter	VS. VAN	10/19/13	Luongo	No Goal
Olli Maatta	VS. MIN	12/19/13	Backstrom	GOAL
Sidney Crosby	VS. WPG	1/5/14	Montoya	No Goal
Brian Gibbons	VS. CAR	4/1/14	Khudobin	No Goal

Pittsburgh has scored on 25 of 69 attempts (12 for 36 at home, 13 for 33 on the road)

OPPONENT PENALTY SHOTS

PLAYER	OPPONENT	DATE	GOALTENDER	RESULT
Bill Collins	VS. MIN	12/23/67	Binkley	No Goal
Ralph Stewart	@ NYI	3/5/74	Brown	No Goal
Dave Keon	@ TOR	11/20/74	Inness	GOAL
Bill Goldsworthy	@ NYR	11/14/76	Wilson	No Goal
Alain Daigle	VS. CHI	11/21/76	Wilson	No Goal
Al MacAdam	VS. CLE	12/16/76	Herron	GOAL
Orest Kindrachuk	VS. PHI	10/15/77	Wilson	No Goal
Ilkka Sinisalo	VS. PHI	10/11/81	Harrison	GOAL
Bob Bourne	@ NYI	2/17/83	Herron	No Goal
Dino Ciccarelli	@ MIN	3/16/83	Herron	No Goal
Tony Currie	@ HFD	3/17/84	Herron	No Goal
Michel Goulet	@ QUE	12/29/84	Herron	No Goal
Dave Williams	@ LAK	1/21/87	Romano	No Goal
Alan Kerr	@ NYI	2/26/87	Riggin	No Goal

PLAYER	OPPONENT	DATE	GOALTENDER	RESULT
Doug Gilmour	VS. STL	3/1/87	Riggin	No Goal
Michel Goulet	VS. QUE	3/12/87	Riggin	No Goal
Mark Johnson	@ NJD	10/9/87	Riggin	No Goal
Dave Tippett	@ HFD	1/9/88	Meloche	No Goal
Doug Smail	VS. WPG	10/10/89	Barrasso	No Goal
Dale Hunter	VS. WSH	12/6/89	Young	No Goal
Tomas Sandstrom	VS. LAK	2/10/90	Young	GOAL
Scott Pearson	VS. QUE	3/16/91	Barrasso	GOAL
Darren Turcotte	@ NYR	12/29/91	Young	No Goal
Joe Nieuwendyk	@ CGY	1/23/93	Wregget	No Goal
Scott Niedermayer	@ NJD	2/7/96	Wregget	No Goal
Robert Reichel	@ CGY	10/24/96	Barrasso	GOAL
Sami Kapanen	VS. CAR	1/7/99	Barrasso	No Goal
Doug Gilmour	VS. CHI	10/16/99	Skudra	No Goal
Teemu Selanne	@ ANA	10/27/99	Aubin	No Goal
Keith Tkachuk	@ PHX	1/12/00	Aubin	GOAL
Tim Connolly	@ NYI	3/21/00	Aubin	GOAL
Martin Rucinsky	@ MTL	2/28/01	Aubin	No Goal
Marian Hossa	VS. OTT	10/16/01	Hedberg	No Goal
Mike Modano	VS. DAL	10/24/01	Hedberg	No Goal
Esa Pirnes	VS. LAK	10/10/03	Fleury	No Goal
Marian Gaborik	VS. MIN	11/19/03	Caron	GOAL
Erik Cole	@ CAR	11/29/03	Caron	No Goal
Dan Boyle	VS. TBL	1/27/04	Fleury	No Goal
Chad Kilger	VS. TOR	3/19/06	Fleury	GOAL
Sean Bergenheim	@ NYI	3/31/06	Caron	No Goal
Miroslav Satan	VS. NYI	4/17/06	Fleury	No Goal
Alexander Semin	VS. WSH	2/18/07	Thibault	No Goal
Drew Stafford	@ BUF	12/29/09	Fleury	GOAL
Vincent Lecavalier	@ TBL	1/2/10	Fleury	No Goal
Kyle Okposo	VS. NYI	1/19/10	Johnson	No Goal
Ilya Kovalchuk	@ NJD	3/12/10	Fleury	No Goal
Sean Bergenheim	@ TBL	10/27/10	Fleury	No Goal
Loui Eriksson	@ DAL	11/3/10	Johnson	GOAL
Nick Foligno	@ OTT	12/26/10	Fleury	No Goal
Steven Stamkos	VS. TBL	1/5/11	Fleury	No Goal
Michael Grabner	@ NYI	2/11/11	Johnson	No Goal
Mike Richards	@ LAK	11/5/11	Fleury	No Goal
Ilya Kovalchuk	@ NJD	12/31/11	Fleury	GOAL
Patrik Berglund	@ STL	1/24/12	Fleury	GOAL
Patrick Kaleta	@ BUF	2/19/12	Fleury	No Goal
Adam Henrique	VS. NJD	10/3/13	Fleury	No Goal
Frans Nielsen	@ NYI	12/3/13	Fleury	No Goal

PLAYER	OPPONENT	DATE	GOALTENDER	RESULT
Nate Thompson	VS. ANA	10/9/14	Fleury	No Goal
Boone Jenner	@ CBJ	12/13/14	Greiss	GOAL
Bobby Ryan	@ OTT	2/12/15	Greiss	No Goal

Opponents have scored on 15 of 60 attempts (6 of 25 in Pittsburgh, 9 of 35 on the road)

SHUTOUTS

PLAYER	DATE	OPP	SCORE	SAVES
1967-68 (7)				
Les Binkley	11/4	@ CAL	1-0	31
Hank Bassen	11/15	VS. PHI	5-0	27
Les Binkley (2)	12/23	VS. MIN	4-0	23
Les Binkley (3)	12/27	VS. CAL	0-0	24
Les Binkley (4)	1/28	@ BOS	1-0	33
Les Binkley (5)	2/1	VS. STL	2-0	22
Les Binkley (6)	3/30	@ PHI*	2-0	23

* = Game played in Quebec City

1968-69 (2)				
Joe Daley	2/19	VS. BOS	3-0	41
Joe Daley (2)	3/23	VS. MIN	5-0	32
1969-70 (5)				
Les Binkley (7)	11/12	@ TOR	3-0	31
Les Binkley (8)	12/10	@ LAK	2-0	29
Al Smith	2/26	VS. LAK	1-0	30
Al Smith (2)	3/8	@ NYR	0-0	33
Les Binkley (9)	3/25	VS. MIN	2-0	25

1970-71 (4)				
Les Binkley (10)	10/17	VS. PHI	0-0	24
Al Smith (3)	12/8	VS. TOR	4-0	29
Les Binkley (11)	3/3	VS. MTL	4-0	33
Al Smith (4)	3/13	VS. MIN	0-0	20

1971-72 (1)				
Jim Rutherford	2/17	@ BUF	2-0	23

1972-73 (5)				
Denis Herron	10/17	@ NYI	5-0	24
Denis Herron (2)	10/24	@ VAN	4-0	23
Jim Rutherford (2)	1/20	VS. BOS	3-0	26
Jim Rutherford (3)	2/20	@ NYI	4-0	34
Jim Rutherford (4)	2/24	VS. CHI	2-0	32

1973-74 (1)				
Andy Brown	3/24	VS. DET	8-0	23

1974-75 (2)				
Gary Inness	11/17	@ WSH	6-0	26
Gary Inness (2)	11/23	VS. LAK	0-0	30

1975-76 (2)				
Michel Plasse	3/6	VS. MIN	5-0	18
Michel Plasse (2)	3/28	VS. DET	3-0	29

PLAYER	DATE	OPP	SCORE	SAVES
1976-77 (6)				
Dunc Wilson	11/13	VS. PHI	1-0	25
Dunc Wilson (2)	11/21	VS. CHI	5-0	25
Dunc Wilson (3)	1/19	@ VAN	3-0	21
Dunc Wilson (4)	1/27	@ NYR	3-0	30
Dunc Wilson (5)	2/3	@ CLE	0-0	22
Denis Herron (3)	3/9	VS. COL	3-0	32

1977-78 (0)				
1978-79 (2)				
Greg Millen	12/13	VS. STL	3-0	33
Greg Millen (2)	1/16	VS. MIN	5-0	25

1979-80 (3)				
Greg Millen (3)	12/19	@ CHI	0-0	29
Rob Holland	3/2	VS. NYI	0-0	24
Greg Millen (4)	3/30	VS. WSH	4-0	28

1980-81 (0)				
1981-82 (1)				
Gary Edwards	3/21	@ COL	6-0	28

1982-83 (1)				
Denis Herron (4)	12/4	VS. PHI	0-0	34

1983-84 (2)				
Denis Herron (5)	10/14	@ WSH	4-0	29
Roberto Romano	2/1	VS. MIN	4-0	34

1984-85 (2)				
Roberto Romano (2)	12/28	VS. HFD	4-0	34
Denis Herron (6)	3/16	VS. NYR	5-0	26

1985-86 (2)				
Roberto Romano (3)	12/2	@ NYR	6-0	40
Roberto Romano (4)	2/8	VS. NJD	4-0	27

1986-87 (1)				
Meloche/Romano	1/23	@ VAN	6-0	30
<i>(Romano replaced Meloche at 10:11)</i>				

1987-88 (2)				
Frank Pietrangelo	2/4	VS. MIN	1-0	31
Steve Guenette	3/19	VS. PHI	7-0	38

1988-89 (0)				
1989-90 (1)				
Wendell Young	11/14	VS. NYR	6-0	25

1990-91 (1)				
Tom Barrasso	12/28	VS. DET	5-0	27

PLAYER	DATE	OPP	SCORE	SAVES
1991-92 (1)				
Tom Barrasso (2)	12/5	@ SJS	8-0	39
1992-93 (5)				
Tom Barrasso (3)	11/3	VS. NYI	2-0	19
Tom Barrasso (4)	11/21	VS. NJD	2-0	29
Tom Barrasso (5)	12/23	@ PHI	4-0	20
Wregget/Barrasso	2/8	VS. BOS#	4-0	28
<i>(Barrasso replaced Wregget at 55:18)</i>				
Tom Barrasso (6)	2/10	@ NYR	3-0	30
# = Game Played in Atlanta				
1993-94 (3)				
Ken Wregget	1/27	VS. QUE	3-0	38
Tom Barrasso (7)	2/13	@ PHI	3-0	22
Tom Barrasso (8)	4/11	@ OTT	4-0	32
1994-95 (0)				
1995-96 (5)				
Ken Wregget (2)	11/1	VS. TBL	10-0	27
Ken Wregget (3)	11/18	VS. WSH	3-0	32
Ken Wregget (4)	12/9	VS. HFD	6-0	35
Tom Barrasso (9)	1/17	@ BUF	1-0	31
Tom Barrasso (10)	2/16	@ WPG	1-0	32
1996-97 (5)				
Ken Wregget (5)	11/12	VS. BUF	3-0	25
Patrick Lalime	12/13	@ SJS	4-0	20
Ken Wregget (6)	12/19	@ STL	4-0	25
Patrick Lalime (2)	12/28	VS. BUF	2-0	21
Patrick Lalime (3)	1/15	@ HFD	3-0	31
1997-98 (7)				
Tom Barrasso (11)	10/14	@ NYR	1-0	36
Tom Barrasso (12)	11/15	@ TOR	5-0	20
Tom Barrasso (13)	11/20	@ OTT	2-0	27
Tom Barrasso (14)	12/1	@ MTL	1-0	25
Tom Barrasso (15)	12/10	@ ANA	3-0	28
Tom Barrasso (16)	1/20	VS. OTT	0-0	35
Tom Barrasso (17)	3/22	@ DAL	0-0	28
1998-99 (9)				
Peter Skudra	10/26	@ TOR	2-0	27
J. S. Aubin	11/7	VS. BOS	0-0	18
Tom Barrasso (18)	11/14	VS. FLA	4-0	23
Tom Barrasso (19)	12/19	VS. WSH	3-0	24
Peter Skudra (2)	1/28	VS. TOR	6-0	21
Tom Barrasso (20)	2/5	VS. FLA	3-0	29
Peter Skudra (3)	3/13	VS. PHI	4-0	24

PLAYER	DATE	OPP	SCORE	SAVES
J. S. Aubin (2)	3/17	@ TBL	2-0	16
Tom Barrasso (21)	4/11	@ DET	3-0	20
1999-00 (4)				
Tom Barrasso (22)	11/26	VS. OTT	5-0	20
J. S. Aubin (3)	12/9	VS. WSH	3-0	24
Peter Skudra (4)	12/21	@ NYI	4-0	21
J. S. Aubin (4)	2/14	VS. VAN	3-0	37
2000-01 (3)				
Garth Snow	11/24	@ PHI	1-0	36
Garth Snow (2)	12/27	VS. TOR	5-0	40
Garth Snow (3)	1/21	@ CHI	4-0	24
2001-02 (6)				
Johan Hedberg	10/18	@ OTT	3-0	29
Johan Hedberg (2)	11/17	VS. NYR	1-0	26
Johan Hedberg (3)	11/27	VS. NJD	6-0	39
Johan Hedberg (4)	12/4	@ TOR	1-0	27
Johan Hedberg (5)	1/10	@ BUF	2-0	36
Johan Hedberg (6)	1/19	@ EDM	1-0	25
2002-03 (4)				
J. S. Aubin (5)	10/12	VS. NYR	6-0	30
Johan Hedberg (7)	12/21	VS. CGY	2-0	23
Sebastien Caron	1/15	@ CAR	2-0	26
Sebastien Caron (2)	1/21	@ BUF	0-0	34
2003-04 (3)				
Marc-Andre Fleury	10/30	@ CHI	1-0	20
Sebastien Caron (3)	12/29	VS. CHI	1-0	31
J. S. Aubin (6)	3/9	VS. DAL	4-0	45
2005-06 (2)				
Marc-Andre Fleury (2)	3/12	VS. PHI	2-0	22
Sebastien Caron (4)	3/31	@ NYI	4-0	29
2006-07 (6)				
Marc-Andre Fleury (3)	10/5	VS. PHI	4-0	40
Marc-Andre Fleury (4)	1/2	VS. CAR	3-0	31
Marc-Andre Fleury (5)	1/30	VS. FLA	3-0	32
Marc-Andre Fleury (6)	2/3	VS. WSH	2-0	30
Jocelyn Thibault	3/14	@ NJD	3-0	25
Marc-Andre Fleury (7)	3/25	VS. BOS	5-0	29
2007-08 (8)				
Marc-Andre Fleury (8)	10/23	VS. NYR	1-0	36
Dany Sabourin	11/5	@ NJD	5-0	20
Marc-Andre Fleury (9)	11/24	VS. ATL	5-0	28
Ty Conklin	12/29	VS. BUF	2-0	26
Ty Conklin (2)	1/5	VS. FLA	3-0	35

PLAYER	DATE	OPP	SCORE	SAVES
Dany Sabourin (2)	1/19	@ MTL	2-0	31
Marc-Andre Fleury (10)	3/4	@ TBL	2-0	35
Marc-Andre Fleury (11)	3/25	@ NJD	2-0	31
2008-09 (4)				
Marc-Andre Fleury (12)	12/26	@ NJD	1-0	37
Marc-Andre Fleury (13)	1/18	VS. NYR	3-0	33
Marc-Andre Fleury (14)	2/25	VS. NYI	1-0	21
Marc-Andre Fleury (15)	3/25	VS. CGY	2-0	31
2009-10 (1)				
Marc-Andre Fleury (16)	3/18	@ BOS	3-0	17
2010-11 (5)				
Brent Johnson	10/30	@ CAR	3-0	33
Marc-Andre Fleury (17)	11/24	@ BUF	1-0	30
Marc-Andre Fleury (18)	1/25	VS. NYI	1-0	29
Johnson/Fleury	2/2	VS. NYI	3-0	23
<i>(Fleury replaced Johnson at 59:19)</i>				
Marc-Andre Fleury (19)	3/25	VS. NJD	1-0	25
2011-12 (3)				
Marc-Andre Fleury (20)	10/25	@ NYI	3-0	33
Marc-Andre Fleury (21)	11/21	VS. NYI	5-0	29
Marc-Andre Fleury (22)	2/21	VS. NYR	2-0	27
2012-13 (5)				
Tomas Vokoun	1/31	@ NYR	3-0	28
Marc-Andre Fleury (23)	3/16	VS. NYR	3-0	23
Fleury/Vokoun	3/26	VS. MTL	1-0	37
<i>(Vokoun replaced Fleury at 40:00)</i>				
Tomas Vokoun (2)	3/28	VS. WPG	4-0	20
Tomas Vokoun (3)	3/30	VS. NYI	2-0	35
2013-14 (6)				
Marc-Andre Fleury (24)	10/3	VS. NJD	3-0	27
Jeff Zatkoff	11/2	@ CBJ	3-0	19
Marc-Andre Fleury (25)	11/20	@ WSH	4-0	18
Marc-Andre Fleury (26)	11/29	@ TBL	3-0	21
Marc-Andre Fleury (27)	1/27	VS. BUF	3-0	24
Marc-Andre Fleury (28)	3/11	VS. WSH	2-0	32
2014-15 (10)				
Marc-Andre Fleury (29)	10/25	@ NSH	3-0	25
Marc-Andre Fleury (30)	10/30	VS. LAK	3-0	36
Marc-Andre Fleury (31)	11/1	VS. BUF	5-0	18
Marc-Andre Fleury (32)	11/18	@ MTL	4-0	27
Marc-Andre Fleury (33)	12/2	VS. NJD	1-0	29
Marc-Andre Fleury (34)	12/18	VS. COL	1-0	29
Marc-Andre Fleury (35)	2/4	@ EDM	2-0	22

PLAYER	DATE	OPP	SCORE	SAVES
Marc-Andre Fleury (36)	2/6	@ CGY	4-0	21
Marc-Andre Fleury (37)	3/7	@ LAK	1-0	31
Marc-Andre Fleury (38)	4/11	@ BUF	2-0	35

TOTAL - 158	HOME - 89	ROAD - 69
MOST ALL-TIME - Marc-Andre Fleury (38)		
MOST ONE YEAR (Ind.) - Marc-Andre Fleury (10) 2014-15		
MOST ONE YEAR (Team) - 10 in 2014-15		

SHUTOUTS AGAINST

PLAYER	DATE	OPP	SCORE	SAVES
1967-68 (5)				
Doug Favell	10/19	@ PHI	1-0	17
Gary Smith	12/27	VS. CAL	0-0	34
Bruce Gamble	1/13	@ TOR	7-0	33
Ed Giacomini	3/17	@ NYR	3-0	20
Cesare Maniago	3/23	@ MIN	3-0	31

1968-69 (8)				
Bernie Parent	10/17	@ PHI	3-0	20
Doug Favell (2)	11/9	VS. PHI	3-0	37
Gerry Desjardins	1/18	@ LAK	4-0	30
Bruce Gamble (2)	1/25	VS. TOR	2-0	30
Glenn Hall	2/12	@ STL	2-0	19
Lorne Worsley	2/16	VS. MTL	4-0	36
Roy Edwards	2/20	@ DET	3-0	26
Ed Johnston	3/2	@ BOS	4-0	19

1969-70 (14)				
Gerry Cheevers	10/19	@ BOS	4-0	26
Gerry Desjardins (2)	10/22	@ LAK	2-0	25
Ernie Wakely	11/13	@ STL	4-0	25
Jacques Plante	11/19	VS. STL	4-0	18
Bruce Gamble (3)	12/6	@ TOR	5-0	25
Bernie Parent (2)	12/21	@ PHI	4-0	28
Tony Esposito	12/27	VS. CHI	3-0	30
Ernie Wakely (2)	1/3	@ STL	6-0	26
Tony Esposito (2)	1/14	@ CHI	5-0	28
Bruce Gamble (4)	1/17	@ TOR	4-0	38
Terry Sawchuk	2/1	@ NYR	6-0	29
Gerry Cheevers (2)	2/14	VS. BOS	3-0	35
Ed Giacomini (2)	3/8	@ NYR	0-0	25
Ed Giacomini (3)	3/18	VS. NYR	2-0	30

1970-71 (7)				
Bernie Parent (3)	10/17	VS. PHI	0-0	30
Ernie Wakely (3)	11/19	VS. STL	1-0	20
Cesare Maniago (2)	12/12	VS. MIN	1-0	35
Tony Esposito (3)	2/7	@ CHI	1-0	28
Ed Giacomini (4)	2/20	VS. NYR	2-0	37
Ed Giacomini (5)	2/27	VS. NYR	4-0	26
Cesare Maniago (3)	3/13	VS. MIN	0-0	31

1971-72 (6)				
Cesare Maniago (4)	10/28	@ MIN	2-0	35
Gary Smith (2)	1/8	VS. CHI	4-0	24

PLAYER	DATE	OPP	SCORE	SAVES
Ernie Wakely (3)	1/22	@ STL	1-0	25
Bruce Gamble (5)	1/30	@ PHI	4-0	33
Cesare Maniago (5)	2/20	@ MIN	2-0	40
Bernie Parent (4)	2/23	@ TOR	2-0	34

1972-73 (3)				
Roger Crozier	11/12	@ BUF	1-0	18
Ron Low/Jacques Plante	12/29	VS. TOR	4-0	42

(Plante replaced Low at 39:36. Low replaced Plante at 40:00)

Ed Giacomini (6)	1/7	@ NYR	3-0	24
------------------	-----	-------	-----	----

1973-74 (7)				
Bernie Parent (5)	10/27	VS. PHI	6-0	23
Dunc Wilson	11/3	@ TOR	6-0	33
Bernie Parent (6)	11/4	@ PHI	7-0	29
Ed Giacomini (7)	11/18	@ NYR	7-0	33
Doug Grant	12/15	VS. DET	2-0	36
Rogie Vachon	1/16	VS. LAK	2-0	34
Rogie Vachon (2)	1/26	VS. LAK	2-0	25

1974-75 (6)				
Rogie Vachon (3)	10/28	@ LAK	2-0	23
Rogie Vachon (4)	11/23	VS. LAK	0-0	32
Bernie Parent (7)	12/22	@ PHI	4-0	24
Bernie Parent (8)	3/13	@ PHI	6-0	22
Rogie Vachon (5)	3/22	@ LAK	4-0	31
Ken Dryden	4/2	@ MTL	6-0	23

1975-76 (2)				
Rogie Vachon (6)	10/30	@ LAK	4-0	21
Gerry Desjardins (3)	1/11	@ BUF	6-0	28

1976-77 (7)				
Bernie Parent (9)	10/28	@ PHI	3-0	21
Gerry Cheevers (3)	11/24	VS. BOS	4-0	34
Wayne Thomas	1/11	VS. TOR	2-0	30
Gerry Edwards	2/3	@ CLE	0-0	22
Rogie Vachon (7)	3/2	VS. LAK	5-0	26
Wayne Stephenson	3/13	@ PHI	4-0	22
Gilles Gilbert	3/27	@ BOS	3-0	11

1977-78 (2)				
Bernie Parent (10)	10/20	@ PHI	11-0	20
Dan Bouchard	1/18	@ ATL	1-0	25

1978-79 (4)				
Dan Bouchard (2)	11/3	@ ATL	2-0	25
Michel Larocque	2/22	@ MTL	12-0	25

PLAYER	DATE	OPP	SCORE	SAVES
Mario Lessard	3/7	VS. LAK	4-0	26
Mike Palmateer	3/11	@ TOR	4-0	39
1979-80 (6)				
Tony Esposito (4)	12/19	@ CHI	0-0	37
Pete Peeters	2/2	VS. PHI	4-0	30
Don Edwards	2/7	@ BUF	9-0	25
Michel Dion	2/24	@ QUE	2-0	33
Glenn Resch	3/2	VS. NYI	0-0	22
Bill McKenzie	3/28	@ COL	5-0	30

1980-81 (1)				
Pete Peeters (2)	1/21	VS. PHI	5-0	33

1981-82 (1)				
Pat Riggini	1/16	@ CGY	4-0	29

1982-83 (3)				
Billy Smith	10/14	@ NYI	9-0	30
Pelle Lindberg	12/4	VS. PHI	0-0	24
Markus Mattson	1/12	VS. MIN	7-0	40

1983-84 (4)				
Al Jensen	10/25	VS. WSH	1-0	26
Mike Liut	12/31	@ STL	2-0	16
Tony Esposito (5)	1/15	@ CHI	2-0	35
Pat Riggini (2)	3/24	@ WSH	6-0	18

1984-85 (2)				
Kelly Hrudey	2/2	VS. NYI	4-0	26
Bob Janecyk	3/5	@ LAK	6-0	21

1985-86 (1)				
Kelly Hrudey (2)	1/9	@ NYI	9-0	27

1986-87 (2)				
Darren Elliot	12/17	@ LAK	3-0	26
Glen Hanlon	1/18	VS. DET	1-0	36

1987-88 (3)				
Allan Bester	10/29	VS. TOR	8-0	26
Kirk McLean	2/17	@ VAN	5-0	27
Sean Burke	3/29	@ NJD	4-0	25

1988-89 (1)				
Pete Peeters (3)	1/2	@ WSH	8-0	14

1989-90 (0)				
--------------------	--	--	--	--

1990-91 (0)				
--------------------	--	--	--	--

1991-92 (3)				
Don Beaupre	10/29	VS. WSH	8-0	26
Craig Billington	1/2	@ NJD	4-0	16
Bob Essensa	1/28	VS. WPG	4-0	38

PLAYER	DATE	OPP	SCORE	SAVES
1992-93 (2)				
Tim Cheveldae	11/13	@ DET	8-0	26
John Blue	1/14	@ BOS	7-0	21

1993-94 (0)				
--------------------	--	--	--	--

1994-95 (1)				
John Vanbiesbrouck	3/26	@ FLA	2-0	24

1995-96 (2)				
Jocelyn Thibault	12/23	@ MTL	1-0	29
Chris Osgood	2/3	@ DET	3-0	23

1996-97 (1)				
Mike Richter	3/24	@ NYR	3-0	34

1997-98 (6)				
Andy Moog	10/8	VS. MTL	3-0	26
Martin Brodeur	12/4	VS. NJD	4-0	28
Andy Moog (2)	12/27	VS. MTL	1-0	19
Damien Rhodes	1/20	VS. OTT	0-0	23
Dominik Hasek	3/15	@ BUF	3-0	22
Ed Belfour	3/22	@ DAL	0-0	20

1998-99 (3)				
Darren Puppa	10/21	@ TBL	5-0	28
Byron Dafoe	1/7	VS. BOS	0-0	26
Jamie Storr	12/22	VS. LAK	3-0	25

1999-00 (2)				
Jeff Hackett	3/8	VS. MTL	3-0	24
Patrick Lalime	3/9	@ OTT	7-0	16

2000-01 (1)				
Martin Brodeur (2)	10/28	VS. NJD	9-0	21

2001-02 (10)				
Curtis Joseph	10/27	@ TOR	4-0	23
Brian Boucher	10/31	@ PHI	3-0	27
Roberto Luongo	11/7	@ FLA	2-0	17
Tomas Vokoun	11/23	@ NSH	5-0	27
Evgeni Nabokov	11/29	@ SJS	5-0	38
Tom Barrasso	12/16	VS. CAR	7-0	11
Martin Brodeur (3)	12/26	@ NJD	4-0	20
Jocelyn Thibault (2)	1/6	@ CHI	2-0	22
Jose Theodore	2/7	@ MTL	1-0	30
Jose Theodore (2)	4/1	VS. MTL	3-0	28

2002-03 (10)				
Ed Belfour (2)	10/10	VS. TOR	6-0	33
J. S. Giguere	12/15	@ ANA	5-0	19
Roberto Luongo (2)	1/18	@ FLA	3-0	35
Martin Biron	1/21	@ BUF	0-0	23

PLAYER	DATE	OPP	SCORE	SAVES
Roberto Luongo (3)	2/6	VS. FLA	6-0	28
Patrick Lalime (2)	2/12	VS. OTT	3-0	20
Mike Dunham	2/14	@ NYR	1-0	26
Tomas Vokoun (2)	2/27	@ NSH	6-0	22
Kevin Weekes	3/6	VS CAR	4-0	21
Roman Cechmanek	3/29	@ PHI	3-0	20

2003-04 (7)

Cristobal Huet	10/10	VS. LAK	3-0	11
Nikolai Khabibulin	11/8	@ TBL	9-0	15
Corey Schwab	12/27	VS. NJD	2-0	21
Mikael Tellqvist	1/5	VS. TOR	5-0	25
Jose Theodore (3)	1/10	VS. MTL	8-0	25
Scott Clemmensen	1/20	VS. NJD	3-0	25
Roberto Luongo (4)	2/20	VS. FLA	2-0	34

2005-06 (5)

Mike Dunham (2)	11/9	@ ATL	5-0	26
Manny Fernandez	12/8	VS. MIN	5-0	22
Curtis Sanford	12/13	@ STL	3-0	21
Mikael Tellqvist (2)	3/19	VS. TOR	1-0	21
Sean Burke (2)	4/8	@ TBL	1-0	25

2006-07 (3)

Dominik Hasek (2)	10/7	VS. DET	2-0	13
Martin Brodeur (4)	12/26	@ NJD	3-0	26
Martin Brodeur (5)	2/27	VS. NJD	1-0	31

2007-08 (3)

Henrik Lundqvist	12/18	@ NYR	4-0	18
Johan Holmqvist	1/18	VS. TBL	3-0	27
Martin Biron (2)	4/6	@ PHI	2-0	20

2008-09 (3)

Mike Smith	12/23	VS. TBL	2-0	15
Henrik Lundqvist (2)	1/5	@ NYR	4-0	27
Ty Conklin	2/8	VS. DET	3-0	25

2009-10 (7)

Ilya Bryzgalov	10/7	VS. PHX	3-0	24
Evgeni Nabokov (2)	11/7	@ SJS	5-0	27
Tim Thomas	11/10	@ BOS	3-0	27
Martin Brodeur (6)	12/21	VS. NJD	4-0	35
Martin Brodeur (7)	12/30	@ NJD	2-0	32
Mike Smith (2)	3/31	VS. TBL	2-0	27
Johan Hedberg	4/10	@ ATL	1-0	33

2010-11 (7)

Jaroslav Halak	10/23	@ STL	1-0	31
Jose Theodore (4)	1/8	VS. MIN	4-0	26

PLAYER	DATE	OPP	SCORE	SAVES
Martin Brodeur (8)	1/20	@ NJD	2-0	23
Michal Neuvirth	2/6	@ WSH	3-0	22
Michal Neuvirth (2)	2/21	VS. WSH	1-0	39
Carey Price	3/12	VS. MTL	3-0	26
Martin Brodeur (9)	3/25	VS. NJD	1-0 (SOL)	29

2011-12 (2)

Tomas Vokoun (3)	1/11	@ WSH	1-0	30
James Reimer	2/1	@ TOR	1-0	25

2012-13 (0)**2013-14 (6)**

J.S. Giguere (2)	10/21	VS. COL	1-0	34
Craig Anderson	12/23	@ OTT	5-0	41
Kari Lehtonen	1/25	@ DAL	3-0	24
Steve Mason	3/15	@ PHI	4-0	25
Brian Elliott	3/23	VS. STL	1-0	33
Ilya Bryzgalov	4/5	@ MIN	4-0	20

2014-15 (8)

Henrik Lundqvist (3)	11/11	@ NYR	5-0	33
Eddie Lack	12/4	VS. VAN	3-0	22
Braden Holtby	12/27	VS. WSH	3-0	31
Braden Holtby (2)	1/28	@ WSH	4-0	27
Harter Hutton	2/1	VS. NSH	4-0	21
Ryan Miller	2/7	@ VAN	5-0	31
Tuukka Rask	3/14	VS. BOS	2-0	30
Corey Schneider	3/17	@ NJD	2-0	35

TOTAL - 187
AT PITTSBURGH - 76
ON THE ROAD - 111

MOST SHUTOUTS AGAINST - Bernie Parent (10)
 MOST ONE YEAR (Ind.) - Rogie Vachon (3) 1974-75
 MOST ALL TIME (Team) - Philadelphia (19)
 MOST ONE YEAR (Team) - NYR, STL & LAK (3)
 1969-70, 1969-70 & 1974-75

FASTEST GOALS

TEAMS

FASTEST TWO GOALS

BOTH TEAMS	0:04	Wayne Bianchin (Pittsburgh) & Guy Chouinard (Atlanta), March 15, 1977 at Atlanta in a 7-3 Flames win. (NHL Record)
PENGUINS	0:06	Paul Coffey & Troy Loney, Feb. 22, 1990 vs. NY Islanders in a 4-3 Penguins win.
	0:06	Mark Recchi & John Cullen, Feb. 16, 1990 at Winnipeg in a 3-3 tie.
OPPONENTS	0:06	Rick Tocchet & Jeremy Roenick (Phoenix), Jan. 13, 1999 at Phoenix in a 5-3 Coyotes win.
	0:06	Sylvain Turgeon (2) (Hartford), March 28, 1987 at Hartford in a 5-4 Whalers win.
	0:06	Guy Lafleur and Steve Shutt (Montreal), April 2, 1975 at Montreal in a 6-0 Canadiens win.

FASTEST THREE GOALS

BOTH TEAMS	0:30	Mario Lemieux (2) & Al Iafrate (Toronto), Oct. 17, 1989 vs. Toronto in a 7-5 Penguins win.
PENGUINS	0:27	Al McDonough, Ken Schinkel & Ron Schock, Nov. 22, 1972 vs. St. Louis in a 10-4 Penguins win.
OPPONENTS	0:21	Michal Pivonka & Steve Leach (2), Nov. 25, 1990 at Washington in a 7-3 Capitals win.

FASTEST FOUR GOALS

BOTH TEAMS	1:17	Pierre Larouche (Pittsburgh), Guy Lafleur (2) & Pete Mahovlich (Montreal), Jan. 26, 1975 at Montreal in a 7-2 Canadiens win.
PENGUINS	1:39	Alexei Kovalev (2), Jaromir Jagr & Stu Barnes, Dec. 12, 1998 at St. Louis in a 4-3 Penguins win.
OPPONENTS	1:22	Bobby Clarke, Ilkka Sinisalo, Reggie Leach & Ken Linseman (Philadelphia), Oct. 11, 1981 at Philadelphia in an 8-2 Flyers win.

FASTEST FIVE GOALS

BOTH TEAMS	3:34	Paul Reinhart, Jyrki Lumme, Greg Adams (Vancouver), Bob Errey & Tony Tanti (Pittsburgh), Mar. 11, 1990 at Vancouver in a 5-3 Canucks win.
PENGUINS	2:07	Bryan Hextall, Jean Pronovost, Al McDonough, Ken Schinkel & Ron Schock, Nov. 22, 1972 vs. St. Louis in a 10-4 Penguins win.
OPPONENTS	2:37	Duane Sutter (2), Bryan Trottier (2) & John Tonelli (NY Islanders), Jan. 26, 1982 at New York in a 9-2 Islanders win.

FASTEST GOAL, START OF GAME

PENGUINS	0:06	Jean Pronovost, Mar. 25, 1976 at St. Louis in a 5-2 Blues win.
OPPONENTS	0:08	Kyle Wellwood (Winnipeg), Oct. 17, 2011 at Winnipeg in a 2-1 Jets win.

FASTEST GOAL, START OF SECOND PERIOD

PENGUINS	0:07	Lowell MacDonald, Feb. 10, 1973 at Boston in a 6-3 Bruins win.
OPPONENTS	0:07	Stan Gilbertson (Washington), Nov. 12, 1975 at Washington in a 6-6 tie.
	0:07	Joey Johnston (California), Oct. 20, 1973 at Pittsburgh in a 5-3 Penguins win.

FASTEST GOAL, START OF THIRD PERIOD

PENGUINS	0:11	Martin Straka, Oct. 18, 2003 vs. Detroit in a 4-3 Penguins win.
OPPONENTS	0:13	Janne Ojanen (New Jersey), Oct. 24, 1992 at New Jersey in a 4-3 Penguins win.

FASTEST GOAL, OVERTIME

PENGUINS	0:13	Kevin Stevens, Mar. 21, 1991 vs. NY Rangers in a 5-4 Penguins win.
OPPONENTS	0:08	Tony Amonte (NY Rangers), Feb. 21, 1994 at New York in a 4-3 Rangers win.

EARLIEST WINNING GOAL

PENGUINS	0:32	Martin Straka, Mar. 13, 1999 vs. Philadelphia in a 4-0 Penguins win.
OPPONENTS	0:09	Ross Lonsberry (Philadelphia), Oct. 9, 1983 at Philadelphia in an 11-0 Flyers win.

FASTEST TWO GOALS FROM START OF GAME

PENGUINS	0:29	George Ferguson & Greg Malone, Dec. 6, 1980 vs. Chicago in a 6-4 Penguins win.
OPPONENTS	0:40	Tim Kerr & Bill Barber (Philadelphia), Oct. 9, 1983 at Philadelphia in a 7-1 Flyers win.

INDIVIDUALS

FASTEST TWO GOALS

PENGUINS	0:07	Martin Straka, Feb. 11, 2000 vs. Edmonton (Tommy Salo) in a 2-2 tie.
	0:07	Wally Boyer, Mar. 5, 1970 at Detroit (Roy Edwards) in a 5-3 Red Wings win.
OPPONENTS	0:06	Sylvain Turgeon (Hartford), Mar. 28, 1987 at Hartford (Pat Riggin) in a 5-4 Whalers win.

FASTEST TWO ASSISTS

PENGUINS	0:07	Ron Schock, Mar. 5, 1970 at Detroit on two goals by Wally Boyer in a 5-3 Red Wings win.
OPPONENTS	0:06	Pete Mahovich (Montreal), April 2, 1975 at Montreal on goals by Guy Lafleur and Steve Shutt in a 6-0 Canadiens win.

FASTEST THREE GOALS

PENGUINS	4:10	Nils Ekman, Nov. 8, 2006 vs. Tampa Bay (Johan Holmqvist) in a 4-3 Penguins loss.
OPPONENTS	1:18	Derek King (NY Islanders), Oct. 15, 1991 at New York (Tom Barrasso) in a 7-6 Penguins overtime victory.

FASTEST FOUR GOALS

PENGUINS	14:54	Mario Lemieux, Jan. 26, 1997 at Montreal (Jocelyn Thibault) in a 5-2 Penguins win.
OPPONENTS	34:40	Stan Gilbertson (Washington), April 6, 1975 at Washington (Bob Johnson) in an 8-4 Capitals win.

DRAFT PICKS ALL-TIME

1967 EXPANSION DRAFT

Joe Daley	G	Detroit
Roy Edwards	G	Chicago
Earl Ingarfield	C	NY Rangers
Al MacNeil	D	NY Rangers
Larry Jeffrey	LW	Toronto
(Traded to NY Rangers for George Konik, Paul Andrea, Dunc McCallum and Frank Francis)		
Ab McDonald	LW	Detroit
Leo Boivin	D	Detroit
Noel Price	D	Montreal
Keith McCreary	LW	Montreal
Ken Schinkel	RW	NY Rangers
Bob Dillabough	C	Boston
Art Stratton	C	Chicago
Val Fonteyne	LW	Detroit
Jeannot Gilbert	C	Boston
Tom McCarthy	LW	Montreal
Bill Dea	LW	Chicago
Bob Rivard	LW	Montreal
Mel Pearson	LW	Chicago
Andy Bathgate	RW	Detroit
Les Hunt	D	NY Rangers

1967

1/2	Steve Rexe	G	Belleville
2/11	Bob Smith	C	Sault Ste. Marie

1968

1/4	Garry Swain	C	Niagara Falls
2/14	Ron Snell	RW	Regina
3/21	Dave Simpson	D	Port Arthur Marris

1969

1/4	Traded to Boston for Jean Pronovost and John Arbour		
2/15	Rick Kessell	C	Oshawa
3/26	Michel Briere	C	Shawinigan
4/38	Yvon Labre	D	Toronto
5/50	Rusty Patenaude	RW	Calgary
6/62	Paul Hoganson	G	Toronto
7/73	Traded to St. Louis for cash		
8/79	Traded to Montreal for cash		

1970 INTRA-LEAGUE DRAFT

1/7	Lowell MacDonald	RW	Springfield
-----	------------------	----	-------------

1970

1/7	Greg Polis	LW	Estevan
2/21	John Stewart	LW	Flin Flon
3/35	Larry Bignell	D	Edmonton
4/49	Connie Forey	LW	Ottawa
5/63	Steve Cardwell	LW	Oshawa
6/77	Bob Fitchner	C	Brandon
7/90	Jim Pearson	D	St. Catharines
8/102	Cam Newton	G	Kitchener
9/110	Ron Lemieux	D	Dauphin

1971

1/4	Traded to St. Louis with Lou Angotti for Ron Schock, Craig Cameron and 1972 second-round choice		
2/18	Brian McKenzie	LW	St. Catharines
3/32	Joe Norris	D	Toronto
4/46	Gerry Methe	LW	Oshawa
5/60	Dave Murphy	G	North Dakota
6/74	Ian Williams	RW	Notre Dame
7/88	Doug Elliott	D	Harvard
8/102	Traded to Vancouver for 1972 NHL Expansion Draft protection		

1972

1/4	Traded to Minnesota for Bob Woytowich		
2/24	Jack Lynch	D	Oshawa
2/30	Bernie Lukowich	RW	New Westminster
(Choice acquired from St. Louis with Ron Schock and Craig Cameron for Lou Angotti and 1971 first-round choice)			
3/40	Denis Herron	G	Trois Rivieres
4/56	Ron Lalonde	C	Peterborough
5/72	Brian Walker	C	Calgary
6/88	Jeff Ablett	LW	Medicine Hat
7/104	D'Arcy Keating	D	Notre Dame
8/120	Yves Bergeron	RW	Shawinigan
9/136	Jay Babcock	LW	London
9/149	Don Atchison	G	Saskatoon

1973

1/7	Blaine Stoughton	RW	Flin Flon
2/23	Wayne Bianchin	LW	Flin Flon
2/27	Colin Campbell	D	Peterborough
(Choice acquired from Detroit with 1974 second-round pick for Roy Edwards)			
3/39	Traded to Detroit for Andy Brown and cash		
4/55	Dennis Owchar	D	Toronto
5/71	Guido Tenesi	D	Oshawa

6/87	Don Seiling	LW	Oshawa		(Choice acquired from Washington for Bob Paradise)
7/103	Terry Ewasiuk	LW	Victoria	2/29	Peter Marsh RW Sherbrooke
8/119	Fred Comrie	C	Edmonton	3/47	Morris Lukowich LW Medicine Hat
9/134	Gord Lane	D	New Westminster	4/65	Greg Redquest G Oshawa
10/150	Randy Aimoe	D	Medicine Hat	5/83	Brendan Lowe D Sherbrooke
11/164	Don McLeod	C	Saskatoon	6/101	Vic Sirko D Oshawa

1974

1/8	Pierre Larouche	C	Sorel
2/26	Traded to St. Louis with Bryan Watson and Greg Polis for Bob Kelly, Steve Durbano and Ab DeMarco		
2/27	Jacques Cossette	RW	Sorel (Choice acquired from Detroit for Roy Edwards)
3/44	Traded to Detroit with Hank Nowak for Nelson Debenedet		
4/62	Mario Faubert	D	St. Louis Univ.
5/80	Bruce Abehart	G	London
6/98	William Schneider	LW	U. of Minnesota
7/116	Robbie Laird	LW	Regina
8/133	Larry Finck	D	St. Catharines
9/150	Jim Chicoyne	D	Brandon
10/166	Rick Uhrich	RW	Regina
11/181	Serge Gamelin	RW	Sorel
12/195	Richard Perron	D	Quebec
13/206	Richard Hindmarch	RW	Calgary Univ.
14/216	William Davis	D	Colgate Univ.
15/223	J.D. Mathers	D	Northeastern

1975

1/13	Gordon Laxton	G	New Westminster
2/31	Russ Anderson	D	U. of Minnesota
3/49	Paul Baxter	D	Winnipeg
4/67	Stu Younger	LW	Michigan Tech
5/85	Kim Clackson	D	Victoria
6/103	Pete Morris	LW	Victoria
7/121	Mike Will	C	Edmonton
8/139	Tapio Levo	D	Assat Pori
9/155	Byron Shutt	LW	Bowling Green
10/170	Frank Salive	G	Peterborough
11/185	John Glynn	D	Vermont Univ.
12/196	Lex Hudson	D	U. of Denver
13/202	Dan Tsubouchi	RW	St. Louis Univ.
14/206	Bronislav Stankovsky	LW	Fargo-Moorehead
15/217	Kelly Secord	RW	New Westminster

1976

1/2	Blair Chapman	RW	Saskatoon (Choice acquired from Kansas City with Simon Nolet and Ed Gilbert for Steve Durbano, Chuck Arnason and 1976 first-round pick)
1/11	Traded to Kansas City with Steve Durbano and Chuck Arnason for Simon Nolet, Ed Gilbert and 1976 first-round pick		
2/19	Greg Malone	C	Oshawa

1977

1/12	Traded to Toronto with Blaine Stoughton for Rick Kehoe		
2/30	Jim Hamilton	RW	London
3/48	Kim Davis	C	Flin Flon
4/66	Mark Johnson	C	U. of Wisconsin
5/84	Traded to Los Angeles for Mike Corrigan		
6/102	Greg Millen	G	Peterborough
8/135	Traded to Philadelphia with Gary Inness, 1977 ninth-round pick, 1977 10th-round pick, 1977 11th-round pick and 1977 12th-round pick for Bobby Taylor and Ed Van Impe		
9/150	Traded to Philadelphia (see above)		
10/158	Traded to Philadelphia (see above)		
11/165	Traded to Philadelphia (see above)		
12/172	Traded to Philadelphia (see above)		

1978

1/6	Traded to Philadelphia with a 1978 eighth-round draft choice for Orest Kindrachuk, Ross Lonsberry & Tom Bladon		
2/25	Mike Meeker	RW	Peterborough
3/42	Traded to Montreal for Don Awrey		
4/59	Traded to NY Rangers for Dunc Wilson		
4/61	Shane Pearsall	LW	Ottawa (Choice acquired from Los Angeles with Dave Schultz and Gene Carr for Syl Apps and Hartland Monohan)
5/75	Rob Garner	C	Toronto
6/92	Traded to Toronto with Dave Burrows for Randy Carlyle and George Ferguson		
7/109	Traded to St. Louis for cash		
8/126	Traded to Philadelphia with a 1978 first-round pick for Orest Kindrachuk, Ross Lonsberry and Tom Bladon		
9/143	Traded to St. Louis for cash		
10/160	Traded to St. Louis for cash		
11/175	Traded to St. Louis for cash		
12/191	Traded to St. Louis for cash		
13/205	Traded to St. Louis for cash		
14/216	Traded to St. Louis for cash		

1979

1/10	Traded to Washington for Hartland Monahan		
2/31	Paul Marshall	LW	Brantford
3/52	Bennett Wolf	D	Kitchener
4/73	Brian Cross	D	Brantford
5/94	Nick Ricci	G	Niagara Falls
6/115	Marc Chorney	D	North Dakota

1980

1/9	Mike Bullard	C	Brantford
2/30	Traded to Chicago for Dale Tallon		
3/51	Randy Boyd	D	Ottawa
4/72	Tony Feltrin	D	Victoria
5/93	Doug Shedden	C	Sault Ste. Marie
6/114	Pat Graham	LW	Niagra Falls
7/135	Traded to Winnipeg for future considerations		
8/156	Robert Geale	C	Portland
9/177	Brian Lundberg	D	U. of Michigan
10/198	Steve McKenzie	D	St. Albert

1981

1/7	Traded to Montreal for Rod Schutt		
2/28	Steve Gatzos	RW	Sault Ste. Marie
3/49	Tom Thornbury	D	Niagara Falls
4/70	Norm Schmidt	D	Oshawa
5/91	Traded to Washington for Gary Rissling		
6/109	Paul Edwards	D	Oshawa (Choice acquired from Hartford for Gilles Lupien)
6/112	Rod Buskas	D	Medicine Hat
7/133	Geoff Wilson	RW	Winnipeg
8/154	Mitch Lamoureux	C	Oshawa
9/175	Dean DeFazio	LW	Brantford
10/196	Dave Hannan	C	Brantford

1982

1/10	Rich Sutter	RW	Lethbridge
2/31	Traded to Montreal with Denis Herron for Pat Hughes and Rob Holland		
2/38	Tim Hrynewich	LW	Sudbury (Choice acquired from Minnesota for Mark Johnson)
3/52	Troy Loney	LW	Lethbridge
4/73	Traded to Toronto for Paul Harrison		
5/94	Grant Sasser	C	Portland
6/115	Traded to Toronto with a 1983 fifth-round choice for Greg Hotham		
7/136	Grant Couture	D	Lethbridge
8/157	Peter Derksen	LW	Portland
9/178	Greg Gravel	C	Windsor
10/199	Stu Wenaas	D	Winnipeg
11/220	Chris McCauley	RW	London
12/241	Stan Bautch	G	Hibbing HS (MN)

1983

1/1	Traded to Minnesota with George Ferguson for Ron Meighan and Anders Hakansson and 1983 first-round pick		
1/15	Bob Errey	LW	Peterborough (Choice acquired from Minnesota with Ron Meighan and Anders Hakansson)
2/22	Todd Charlesworth	D	Oshawa

3/43	Traded to Montreal for Gilles Lupien		
3/58	Mike Rowe	D	Toronto (Choice acquired from Montreal for Gilles Lupien)
4/64	Frank Pietrangelo	G	U. of Minnesota
5/83	Traded to Toronto for Greg Hotham		
6/104	Pat Emond	C	Hull
7/127	Paul Ames	D	Billerica HS (MA)
8/143	Traded to Hartford with Russ Anderson for Rick MacLeish		
9/169	Marty Ketola	RW	Cloquet HS (MN)
10/190	Alec Haidy	RW	Sault Ste. Marie
11/211	Garth Hildebrand	LW	Calgary
12/232	Dave Goertz	D	Regina

1984

1/1	Mario Lemieux	C	Laval
1/9	Doug Bodger	D	Kamloops (Choice acquired with Moe Mantha from Winnipeg for Randy Carlyle)
1/16	Roger Belanger	RW	Kingston (Choice acquired with Andy Brickley, Mark Taylor, Ron Flockhart and a 1984 third-round choice from Philadelphia for Rich Sutter, 1984 second-round choice and 1984 third-round choice)
2/22	Traded with Rich Sutter and a 1984 third-round choice for Andy Brickley, Mark Taylor, Ron Flockhart and a 1984 first-round pick		
3/43	Traded with Rich Sutter and a 1984 second-round choice for Andy Brickley, Mark Taylor, Ron Flockhart and a 1984 first-round pick		
3/58	Traded to Vancouver for Keith McCarthy		
4/64	Mark Teevens	RW	Peterborough
5/85	Arto Javanainen	RW	Finland Nat.
6/106	Traded to Edmonton with Kevin McClelland for Tom Roulston		
7/127	Tom Ryan	D	N. Newton HS (MA)
8/148	Traded to St. Louis for Gary Edwards		
9/169	John Del Col	LW	Toronto
10/189	Steve Hurt	RW	Hill-Murray HS (MN)
11/210	Jim Steen	C	Moorhead HS (MN)
12/250	Mark Ziliotto	LW	Streetsville Jr. B

1985

1/2	Craig Simpson	C	Michigan St.
2/23	Lee Giffin	RW	Oshawa
3/44	Traded to Montreal for Denis Herron		
3/58	Bruce Racine	G	Northeastern (Choice acquired from Hartford for Greg Malone)
4/65	Traded to Boston for Randy Hillier		
5/86	Steve Gotaas	C	Prince Albert
6/107	Kevin Clemens	LW	Regina
6/114	Stu Marston	D	Longueuil (Choice acquired from Los Angeles for Marc Chorney)
7/128	Steve Titus	G	Cornwall

8/149	Paul Stanton	D	Catholic Mem. HS (MA)
9/170	Jim Paek	D	Oshawa
10/191	Steve Shaunessy	D	Reading HS (MA)
11/212	Doug Greschuck	D	St. Albert
12/233	Greg Choules	LW	Chicoutimi

1986

1/4	Zarley Zalapski	D	Canadian Nat.
2/25	Dave Capuano	C	Mount St. Charles
3/46	Brad Aitken	LW	Sault Ste. Marie
4/67	Rob Brown	C	Kamloops
5/88	Sandy Smith	C	Brainerd HS (MN)
6/109	Jeff Daniels	LW	Oshawa
7/130	Doug Hobson	D	Prince Albert
8/151	Steve Rohlik	LW	Hill-Murray HS (MN)
9/172	Dave McLlwain	C	North Bay
10/193	Kelly Cain	C	London
11/214	Stan Drulia	RW	Belleville
12/235	Rob Wilson	D	Sudbury

1987

1/5	Chris Joseph	D	Seattle
2/26	Rick Tabaracci	G	Cornwall
3/47	Jamie Leach	RW	Hamilton
4/68	Risto Kurkinen	LW	JyP HT
5/89	Jeff Waver	D	Hamilton
6/110	Shawn McEachern	C	Matignon HS (MA)
7/131	Jim Bodden	C	Chatham Jr. B
8/152	Jiri Kucera	RW	Jihlava
9/173	Jack MacDougall	RW	New Prep (MA)
10/194	Daryn McBride	C	U. of Denver
11/215	Mark Carlson	LW	Philadelphia Jrs.
12/236	Ake Lilljebjorn	G	Brynas

1988

1/4	Darrin Shannon	LW	Windsor
2/25	Mark Major	LW	North Bay
3/46	Traded to Montreal for Perry Ganchar		
3/62	Daniel Gauthier	LW	Victoriaville
	(Choice acquired from Montreal with Perry Ganchar and a 1988 third-round draft choice)		
4/67	Mark Recchi	RW	Kamloops
5/88	Greg Andrusak	D	Minnesota-Duluth
6/109	Traded to Los Angeles with Chris Kontos for Bryan Erickson		
7/130	Troy Mick	LW	Portland
8/151	Jeff Blaeser	LW	St. John's Prep (MA)
9/172	Rob Gaudreau	RW	Bishop Hendricken HS (RI)
10/193	Don Pancoe	D	Hamilton
11/214	Cory Laylin	LW	St. Cloud Appollo
12/235	Darren Stolk	D	Lethbridge

1989

1/16	Jamie Heward	D	Regina
2/37	Paul Laus	D	Niagara Falls
3/58	John Brill	RW	Grand Rapids
4/79	Todd Nelson	D	Prince Albert
5/100	Tom Nevers	C	Edina HS (MN)
6/121	Mike Markovich	D	U. of Denver
6/126	Mike Needham	RW	Kamloops
	(Choice acquired from Calgary for Steve Guenette)		
7/142	Pat Schafhauser	D	Hill-Murray HS (MN)
8/163	Dave Shute	C	Victoria
9/184	Andrew Wolf	D	Victoria
10/205	Greg Hagen	RW	Hill-Murray HS (MN)
11/235	Scott Farrell	D	Spokane
12/247	Jason Smart	C	Saskatoon

1990

1/5	Jaromir Jagr	RW	Kladno
2/26	Traded to Calgary for Joe Mullen		
3/47	Traded to Philadelphia for Wendell Young and 1990 seventh-round choice		
3/61	Joe Dziedzic	LW	Edison HS (MN)
	(Choice acquired from Buffalo in Tom Barrasso trade)		
4/68	Chris Tamer	D	U. of Michigan
5/89	Brian Farrell	C	Avon Old Farms (CT)
6/107	Ian Moran	D	Belmont Hill (MA)
	(Choice acquired from Vancouver in Rod Buskas trade)		
6/110	Denis Casey	G	Colorado Col.
7/130	Mika Valila	C	Tappara
	(Choice acquired from Philadelphia in Wendell Young trade)		
7/131	Ken Plaquin	D	Michigan Tech
7/145	Pat Neaton	D	U. of Michigan
	(Choice acquired from Buffalo in Wayne Van Dorp trade)		
8/152	Petteri Koskimaki	C	Boston Univ.
9/173	Ladislav Karabin	LW	Bratislava
10/194	Timothy Fingerhut	LW	Canterbury Prep (CT)
11/215	Michael Thompson	RW	Michigan St.
12/236	Brian Bruininks	D	Colorado Col.

1991

1/16	Markus Naslund	LW	MoDo
2/38	Rusty Fitzgerald	C	Duluth-East HS (MN)
3/60	Shane Peacock	D	Lethbridge
4/82	Joe Tamminen	C	Virginia HS (MN)
5/104	Robert Melanson	D	Hull
6/126	Brian Clifford	C	Nichols Acad. HS (NY)
7/148	Ed Patterson	RW	Kamloops
8/170	Peter McLaughlin	LW	Belmont Hill Prep HS (MA)
9/192	Jeff Lembke	G	Omaha

10/214	Chris Tok	D	Greenway HS (MN)
11/236	Paul Dyck	D	Moose Jaw
12/258	Pasi Huura	D	Ilves

1992

1/19	Martin Straka	C	Skoda Plzen
2/43	Marc Hussey	D	Moose Jaw
3/67	Travis Thiessen	D	Moose Jaw
4/91	Todd Klassen	D	Tri-Cities
5/115	Philippe DeRouville	G	College Francais
6/139	Artem Kopot	D	Traktor Chelyabinsk
7/163	Jan Alinc	C	Litvinov
8/187	Fran Bussey	C	Duluth-East HS (MN)
9/211	Brian Bonin	C	White Bear Lake
10/235	Brian Callahan	LW	Belmont Hill HS (MA)
11/259	Traded to St. Louis for Gordie Roberts		

1993

1/26	Stefan Bergkvist	D	Leksands
2/52	Domenic Pittis	C	Lethbridge
3/62	Dave Roche	LW	Peterborough
	(Choice acquired in Mark Recchi trade)		
3/78	Traded to Tampa Bay for Peter Taglianetti		
4/104	Jonas Junkka	D	Kiruna
5/130	Chris Kelleher	D	St. Sebastian's HS (MA)
6/156	Patrick Lalime	G	Shawinigan
7/182	Sean Selmser	LW	Red Deer
8/208	Larry McMorran	C	Seattle
9/234	Tim Harberts	C	Wayzata HS (MN)
10/260	Leonid Toropchenko	C	Springfield
11/286	Hans Jonsson	D	MoDo

1994

1/24	Chris Wells	C	Seattle
2/50	Richard Park	C	Belleville
3/57	Sven Butenschon	D	Brandon
	(Acquired from Hartford with seventh-round pick for Frank Pietrangelo)		
3/73	Greg Crozier	LW	Lawrence Acad. HS (MA)
	(Acquired from Boston for Paul Stanton)		
3/76	Alexei Krivchenkov	D	CSKA Moscow
4/102	Thomas O'Connor	D	Springfield
5/128	Clint Johnson	LW	Duluth-East HS (MN)
6/154	Valentin Morozov	C	CSKA Moscow
7/161	Serge Aubin	C	Granby
	(Acquired from Hartford with third-round pick for Frank Pietrangelo)		
7/180	Drew Palmer	D	Seattle
8/206	Boris Zelenko	LW	CSKA
9/232	Jason Godbout	D	Hill-Murray HS (MN)
10/258	Mikhail Kazakevich	C	Yaraslavl

11/284	Brian Leitza	G	Sioux City
--------	--------------	---	------------

1995

1/24	Aleksey Morozov	RW	Krylja Sovetov
2/50	Traded to Los Angeles with Rick Tocchet for Luc Robitaille		
3/76	Jean-Sebastien Aubin	G	Sherbrooke
4/102	Oleg Belov	C	CSKA
5/128	Jan Hrdina	C	Seattle
6/154	Alexei Kolkunov	C	Krylja Sovetov
7/180	Derrick Pyke	RW	Halifax
8/206	Sergei Voronov	D	Dynamo Moscow
9/232	Frank Ivankovic	G	Oshawa

1996

1/23	Craig Hillier	G	Ottawa 67's
2/28	Pavel Skrbek	D	Kladno
	(Acquired from New Jersey for 41st and 49th picks)		
2/41	Traded to New Jersey for 28th pick		
2/49	Traded to New Jersey for 28th pick		
3/72	Boyd Kane	LW	Regina
	(Acquired from Boston with Glen Murray and Bryan Smolinski for Shawn McEachern and Kevin Stevens)		
3/77	Boris Protsenko	RW	Calgary
4/105	Michal Rozsival	D	Jihlava
5/132	Traded to San Jose for Kevin Miller		
6/150	Peter Bergman	C	Kamloops
6/159	Traded to St. Louis for J.J. Daigneault		
7/170	Traded to Edmonton for Tyler Wright		
7/186	Eric Meloche	RW	Cornwall
8/212	Traded to Ottawa for Dave McLlwain		
9/238	Timo Seikkula	C	Junkkarit

1997

1/17	Robert Dome	RW	Las Vegas (IHL)
2/44	Brian Gaffaney	C	North Iowa
3/71	Josef Melichar	D	Budejovice
4/97	Alexandre Mathieu	C	Halifax
5/124	Harlan Pratt	D	Prince Albert
6/152	Petr Havelka	LW	Sparta Praha
7/179	Mark Moore	D	Harvard
8/208	Andrew Ference	D	Portland
9/234	Eric Lind	D	Avon Old Farms HS (CT)

1998

1/23	Milan Kraft	C	Plzen
2/54	Alexander Zevakhin	LW	CSKA
3/80	David Cameron	C	Prince Albert
	(Choice acquired from Colorado for Francois Leroux)		
4/110	Scott Myers	G	Prince George
5/134	Rob Scuderi	D	Boston College
	(Choice acquired from Buffalo for Jason Woolley)		

5/140	Traded to Vancouver for Josef Beranek		
6/169	Jan Fadrny	C	Slavia Jr.
7/196	Joel Scherban	C	London
8/224	Mika Lehto	G	Assat Jr.
9/244	Toby Petersen	C	Colorado Col.
9/254	Matt Hussey	C	Avon Old Farms HS (CT)

1999

1/18	Konstantin Koltsov	RW	Cherepovets
2/51	Matt Murley	LW	RPI
2/57	Jeremy Van Hoof	D	Ottawa
	(Compensatory pick from Carolina for Ron Francis signing)		
3/86	Sebastien Caron	G	Rimouski
4/115	Ryan Malone	LW	Omaha
5/144	Tomas Skvaridlo	C	Zvolen Jr.
5/157	Vladimir Malenkykh	D	Tolyatti
	(Compensatory pick from Anaheim for Fredrik Olausson signing)		
6/176	Doug Meyer	LW	U. of Minnesota
7/204	Tom Kostopoulos	RW	London
8/233	Darcy Robinson	D	Saskatoon
9/261	Andrew McPherson	LW	RPI

2000

1/18	Brooks Orpik	D	Boston College
2/52	Shane Endicott	C	Seattle
3/84	Peter Hamerlik	G	Skalica
4/114	Traded to Montreal for 2000 fourth- and fifth-round choices		
4/124	Michel Ouellet	RW	Rimouski
	(Choice acquired from Montreal with fifth-round pick for fourth-round pick)		
5/146	David Koci	D	Sparta Praha Jr.
	(Choice acquired from Montreal with fourth-round pick for fourth-round pick)		
5/153	Traded to Anaheim for Dan Trebil		
6/185	Patrick Foley	LW	New Hampshire
7/216	Jim Abbott	LW	New Hampshire
8/248	Steve Crampton	RW	Moose Jaw
9/273	Roman Simicek	C	HPK Finland
	(Choice acquired from Anaheim for Kip Miller)		
9/280	Nick Boucher	G	Dartmouth

2001

1/21	Colby Armstrong	RW	Red Deer
2/54	Noah Welch	D	St. Sebastian's HS (MA)
3/86	Drew Fata	D	St. Michael's
3/96	Alexandre Rouleau	D	Val d'Or
4/120	Tomas Surovy	LW	Poprad
4/131	Ben Eaves	C	Boston College
5/156	Andy Schneider	D	Lincoln
6/187	Traded to Columbus for Frantisek Kucera		

7/217	Tomas Duba	G	Sparta Praha Jr.
8/250	Brandon Crawford-West	G	Texas (NAHL)
9/280	Traded to NY Islanders for Dan Trebil		

2002

1/5	Ryan Whitney	D	Boston U.
2/35	Ondrej Nemec	D	Vsetin
3/69	Erik Christensen	C	Kamloops
4/101	Daniel Fernholm	D	Djurgarden
5/136	Andrew Sertich	LW	Greenway HS (MN)
	(Compensatory pick from NY Islanders for Garth Snow signing)		
5/137	Cam Paddock	C	Kelowna
6/171	Robert Goepfert	G	Cedar Rapids
7/202	Patrik Bartschi	C	Kloten
8/234	Maxime Talbot	C	Hull
8/239	Ryan Lannon	D	Harvard
	(Compensatory pick from St. Louis for Marc Bergevin signing)		
9/265	Dwight Labrosse	G	Guelph

2003

1/1	Marc-Andre Fleury	G	Cape Breton
	(Choice acquired from Florida with 2003 third-round choice for 2001 first-round choice, 2003 second-round compensatory choice and Mikael Samuelsson)		
1/3	Traded to Florida		
2/32	Ryan Stone	C	Brandon
2/55	Traded to Florida		
3/70	Jonathan Filewich	RW	Prince George
3/73	Daniel Carcillo	LW	Sarnia
	(Choice acquired from Florida)		
4/103	Traded to Columbus for Jamie Pushor		
4/121	Paul Bissonnette	D	Saginaw
	(Choice acquired from Boston for Ian Moran)		
5/139	Traded to San Jose for Shawn Heins		
5/161	Evgeni Isakov	LW	Cherepovets
	(Choice acquired from NY Islanders for Randy Robitaille)		
6/169	Lukas Bolf	D	Sparta Praha Jr.
7/199	Andy Chiodo	G	St. Michael's
7/229	Stephen Dixon	C	Cape Breton
	(Choice acquired from New Jersey for Stephane Richer)		
8/232	Joe Jensen	C	St. Cloud St.
9/263	Matt Moulson	LW	Cornell

2004

1/2	Evgeni Malkin	C	Magnitogorsk
2/31	Johannes Salmonsson	LW	Djurgarden
2/61	Alex Goligoski	D	Grand Rapids HS (MN)
	(Choice acquired from Vancouver for Johan Hedberg)		
3/67	Nick Johnson	RW	St. Albert

3/85	Brian Gifford	C	Moorhead
	(Choice acquired from Calgary for Andrew Ference)		
4/99	Tyler Kennedy	C	Sault Ste. Marie
5/130	Michal Sersen	D	Rimouski
6/164	Moises Gutierrez	RW	Kamloops
7/194	Chris Peluso	D	Brainerd HS (MN)
7/222	Jordan Morrison	C	Peterborough
	(Choice acquired from Vancouver for Marc Bergevin)		
8/228	David Brown	G	Notre Dame
9/259	Brian Ihnacak	C	Brown U.

2005

1/1	Sidney Crosby	C	Rimouski
2/61	Michael Gergen	LW	Shattuck-St. Mary's HS (MN)
3/62	Kris Letang	D	Val d'Or
4/125	Tommi Leinonen	D	Karpat Jr.
5/126	Tim Crowder	RW	South Surrey
6/194	Jean-Philippe Paquet	D	Shawinigan
7/195	Joe Vitale	C	Sioux Falls

2006

1/2	Jordan Staal	C	Peterborough
2/32	Carl Sneepe	D	Lincoln
3/65	Brian Strait	D	US NTDP U-18
4/95	Traded to Chicago for Jocelyn Thibault		
5/125	Chad Johnson	G	Alaska-Fairbanks
6/155	Traded to Florida for Eric Cairns		
7/185	Timo Seppanen	D	IFK Jr.

2007

1/20	Angelo Esposito	C	Quebec
2/51	Keven Veilleux	C	Victoriaville
3/78	Robert Bortuzzo	D	Kitchener
3/80	Casey Pierro-Zabotel	C	Merritt
4/111	Luca Caputi	LW	Mississauga
4/118	Alex Grant	D	Saint John
5/141	Jake Muzzin	D	Sault Ste. Marie
6/171	Dustin Jeffrey	C	Sault Ste. Marie

2008

1/29	Traded to Atlanta for Pascal Dupuis and Marian Hossa		
2/60	Traded to Toronto for Hal Gill		
3/90	Traded to Phoenix for Georges Laraque		
4/120	Nathan Moon	C	Kingston
5/150	Alexander Pechurskiy	G	Magnitogorsk 2
6/180	Patrick Killeen	G	Brampton
7/210	Nicholas D'Agostino	D	St. Michael's

2009

1/30	Simon Despres	D	Saint John
2/61	Philip Samuelsson	D	Chicago

3/63	Ben Hanowski	RW	Little Falls HS (MN)
	(Choice acquired from Tampa Bay for Ryan Malone and Gary Roberts)		
3/91	Traded to NY Islanders for Bill Guerin		
4/121	Nick Petersen	RW	Shawinigan
5/123	Alex Velischek	D	Delbarton HS (NJ)
	(Choice acquired from NY Rangers for Chad Johnson)		
5/151	Andy Bathgate	C	Belleville
6/181	Viktor Ekbom	D	Oskarshamn
7/211	Traded to Montreal for 2010 sixth-round pick		

2010

1/20	Beau Bennett	RW	Penticton
2/50	Traded to Florida for Jordan Leopold		
3/80	Bryan Rust	RW	US NTDP U-18
4/110	Tom Kuhnhackl	RW	Landshut
5/140	Kenneth Agostino	LW	Delbarton HS (NJ)
6/152	Joe Rogalski	D	Sarnia
	(Choice acquired from Toronto for Chris Peluso)		
6/170	Reid McNeill	D	London
6/177	Traded to Anaheim for Mattias Modig. Pick acquired from Montreal for Pittsburgh's 2009 seventh-round pick		
7/20	Traded to San Jose for 2011 seventh-round pick		

2011

1/23	Joseph Morrow	D	Portland
2/54	Scott Harrington	D	London
3/84	Traded to Philadelphia for the rights to Dan Hamhuis		
4/114	Traded to Edmonton with Dany Sabourin and Ryan Stone for Mathieu Garon		
5/144	Dominik Uher	RW	Spokane
6/174	Josh Archibald	C	Brainerd HS (MN)
7/204	Traded to Ottawa for Alex Kovalev		
7/209	Scott Wilson	LW	Georgetown
	(Choice acquired from San Jose for 2010 seventh-round pick)		

2012

1/8	Derrick Pouliot	D	Portland
	(Choice acquired from Carolina with Brandon Sutter and Brian Dumoulin for Jordan Staal)		
1/22	Olli Maatta	D	London
2/52	Teddy Blueger	C	Shattuck-St. Mary's HS (MN)
3/81	Oskar Sundqvist	C	Skelleftea Jr.
	(Choice acquired from Phoenix with Harrison Ruopp and Marc Cheverie for Zbynek Michalek)		
3/83	Matthew Murray	G	Sault Ste. Marie
4/92	Matia Marcantuoni	C/RW	Kitchener
	(Choice acquired from Columbus for Mark Letestu)		
4/113	Sean Maguire	G	Powell River
5/143	Clark Seymour	D	Peterborough
6/173	Anton Zlobin	RW	Shawinigan
7/203	Traded to Washington for Tomas Vokoun		

2013

1/28	Traded to Calgary with Kenny Agostino and Ben Hanowski for Jarome Iginla		
2/44	Tristan Jarry	G	Edmonton
	(Choice acquired from Columbus for 50th and 89th picks)		
2/50	Traded to Columbus for 44th pick. Pick acquired from San Jose for the rights to Tyler Kennedy		
2/58	Traded to San Jose with a 2014 second-round pick for Douglas Murray		
3/77	Jake Guentzel	C	Sioux City
	(Choice acquired from Dallas with Brenden Morrow for Joe Morrow and 149th pick)		
4/119	Ryan Segalla	D	Salisbury Prep HS (CT)
5/149	Traded to Dallas with Joe Morrow for Brenden Morrow and 77th pick		
6/164	Dane Birks	D	Merritt
	(Choice acquired from Winnipeg for Eric Tangradi)		
6/179	Blaine Byron	C	Smiths Falls
7/209	Troy Josephs	LW	St. Michael's

2014

1/22	Kasperii Kapanen	RW	KalPa (Fin)
2/53	Traded to San Jose with 2013 second-round pick for Douglas Murray		
3/83	Traded to Calgary for Lee Stempniak		
4/113	Sam Lafferty	C/LW	Deerfield Academy HS (MA)
5/143	Traded to Florida with a 2015 third-round pick for Marcel Goc		
5/145	Anthony Angello	C	Omaha
	(Choice acquired from Anaheim for Ben Lovejoy)		
6/173	Jaden Lindo	RW	Owen Sound
7/203	Jeff Taylor	D	Union College

2015

1/16	Traded to Edmonton with Rob Klinkhammer for David Perron		
2/46	Daniel Sprong	RW	Charlottetown
3/77	Traded to Florida with a 2014 fifth-round pick for Marcel Goc		
4/107	Traded to Toronto with Zach Sill and a 2016 second-round pick for Daniel Winnik		
5/137	Dominik Simon	C	Plzen
6/167	Frederik Tiffels	LW	Western Michigan
7/197	Nikita Pavlychev	C	Des Moines

CIVIC/MELLON ARENA RECORDS

TEAM RECORDS

MOST GOALS IN ONE GAME

Pittsburgh	12	Dec. 26, 1991 - in a 12-1 win vs. Toronto March 15, 1975 - in a 12-1 win vs. Washington
Opponent	11	Nov. 25, 1992 - by NY Rangers in an 11-3 win at Pittsburgh

MOST SHOTS IN GAME

Pittsburgh	65	March 15, 1975 - in a 12-1 win vs. Washington
Opponent	55	Oct. 23, 1976 - by Montreal in a 9-1 win at Pittsburgh

MOST PENALTY MINUTES IN A GAME

Pittsburgh	144	Jan. 19, 1980 - in a 5-2 loss vs. Edmonton
Opponent	123	Jan. 19, 1980 - by Edmonton in a 5-2 win at Pittsburgh

MOST GOALS IN A PERIOD

Pittsburgh	8	Dec. 17, 1991 - in a 10-2 win vs. San Jose (2nd period)
Opponent	6	Six times - last time - Nov. 25, 1992 by NY Rangers in an 11-3 win at Pittsburgh (3rd period)

INDIVIDUAL RECORDS

MOST GOALS IN A GAME

Pittsburgh	5	Mario Lemieux, March 26, 1996 in an 8-4 win vs. St. Louis Mario Lemieux, Dec. 31, 1988 in an 8-6 win vs. New Jersey
Opponent	4	John Madden, (New Jersey), Oct. 28, 2000 - in a 9-0 win at Pittsburgh Randy McKay, (New Jersey), Oct. 28, 2000 - in a 9-0 win at Pittsburgh Mike Ridley, (Washington), Oct. 11, 1988 - in an 8-7 loss at Pittsburgh Wayne Gretzky, (Edmonton), Feb. 22, 1984 - in a 9-2 win at Pittsburgh Denis Maruk, (California), Nov. 18, 1975 - in a 5-3 win at Pittsburgh

MOST ASSISTS IN A GAME

Pittsburgh	6	Mario Lemieux, Nov. 1, 1995 - in a 10-0 win vs. Tampa Bay Mario Lemieux, Oct. 15, 1988 - in a 9-2 win vs. St. Louis Greg Malone, Nov. 28, 1979 - in a 7-2 win vs. Quebec Ron Stackhouse, March 8, 1975 - in an 8-2 win vs. Philadelphia
Opponent	6	Patrik Sundstrom, (Vancouver), Feb. 29, 1984 - in a 9-5 win at Pittsburgh

MOST POINTS IN A GAME

Pittsburgh	8	Mario Lemieux, Dec. 31, 1988 - in an 8-6 win vs. New Jersey Mario Lemieux, Oct. 15, 1988 - in a 9-2 win vs. St. Louis
Opponent	7	Patrik Sundstrom, (Vancouver), Feb. 29, 1984 - in a 9-5 win at Pittsburgh

MOST PENALTY MINUTES IN A GAME

Pittsburgh	51	Russ Anderson, Jan. 19, 1980 - in a 5-2 loss vs. Edmonton
Opponent	34	Dave Lumley, (Edmonton), Jan. 19, 1980 - in a 5-2 win at Pittsburgh

MOST SAVES IN A GAME

Pittsburgh	51	Tom Barrasso, Jan. 31, 1998 - in a 4-2 win vs. Detroit
Opponent	53	Wayne Thomas, (Montreal), March 10, 1974 - in a 5-4 win at Pittsburgh

HISTORIC DATES

June 5, 1967 – Pittsburgh Penguins franchise joins the National Hockey League.

October 11, 1967 – Penguins' first NHL game is played at the Civic Arena vs. Montreal. Penguins lose to Montreal, 2-1, with 9,307 fans on hand. Andy Bathgate scores the Penguins' first goal.

October 13, 1967 – Penguins record first victory as they defeat St. Louis, 3-1, on the road.

February 3, 1968 – Penguins' first sellout at Civic Arena vs. Toronto (12,563).

April 1, 1970 – Penguins defeat Philadelphia, 4-1, to clinch second place in the Western Division, putting them in the playoffs for the first time.

April 8, 1970 – Penguins defeat Oakland, 2-1, in club's first playoff game.

April 13, 1971 – Michel Briere dies from injuries suffered in an auto accident on May 15, 1970.

January 30, 1973 – Greg Polis wins MVP honors at NHL All-Star Game in New York after scoring two goals.

January 22, 1975 – Syl Apps named MVP in the NHL All-Star Game in Montreal after scoring two goals.

February 22, 1975 – Penguins defeat St. Louis, 3-2, to establish a 20-game home unbeaten streak, which is still a club record.

June 13, 1975 – Pittsburgh Penguins declare bankruptcy.

July 11, 1975 – Albert Savill, Otto Frenzel and Wren Blair buy Penguins.

March 24, 1976 – Jean Pronovost becomes the first Penguin to score 50 goals in a season and Pierre Larouche becomes first Penguin to record 100 points in one season vs. Boston.

December 3, 1976 – Aldege "Baz" Bastien named club's general manager.

April 5, 1978 – Edward J. DeBartolo takes control of the club, having purchased one-third of the franchise the year before.

January 3, 1980 – Penguins defeat New York Islanders, 4-3, to gain first place in the Norris Division for the first time in club history.

January 30, 1980 – Black and gold uniform worn for the first time vs. St. Louis.

December 13, 1980 – Paul Gardner becomes first Penguins player to score four goals in one game in a 6-5 loss to Philadelphia.

June 4, 1981 – Randy Carlyle wins the Norris Trophy as the league's best defenseman and Rick Kehoe wins the Lady Byng Trophy as the player who combines sportsmanship with a high standard of play.

February 21, 1982 – Penguins defeat the New York Islanders, 4-3, to break their then NHL-record 15-game winning streak.

March 15, 1983 – General manager Baz Bastien dies as a result of an auto accident.

May 27, 1983 – Ed Johnston is promoted to general manager.

June 9, 1984 – Penguins draft Mario Lemieux, Doug Bodger and Roger Belanger in the first round of the NHL Draft, marking the first time in club history that Pittsburgh selected more than one player in the first round.

June 19, 1984 – Mario Lemieux signs a contract with the Penguins.

October 11, 1984 – Mario Lemieux scores a goal on the first shot of his first shift in his first NHL game against Boston's Pete Peeters.

April 7, 1985 – Mario Lemieux scores his 100th point to become the third rookie in NHL history to score 100 or more points in a season.

June 12, 1985 – Mario Lemieux wins the Calder Memorial Trophy as the NHL's top rookie.

May 26, 1986 – Mario Lemieux wins the Lester B. Pearson Award presented by the Players' Association to the Most Outstanding Player in the NHL.

December 4, 1987 – Mario Lemieux named Penguins captain.

June 8, 1988 – Mario Lemieux wins the Art Ross Trophy as the NHL's leading scorer and Hart Memorial Trophy as the league's MVP, becoming the first Penguin to win either award.

December 31, 1988 – Mario Lemieux becomes the first player in NHL history to score five goals five different ways in one game: at even strength, on the power play, shorthanded, on a penalty shot and into an empty net.

April 25, 1989 – Mario Lemieux ties two NHL playoff records with five goals and eight points in one playoff game vs. Philadelphia in the Penguins' 10-7 win.

June 7, 1989 – Mario Lemieux wins his second consecutive Art Ross Trophy as the league's top scorer with a franchise-record 199 points.

December 5, 1989 – Craig Patrick is named general manager/head coach.

January 21, 1990 – Pittsburgh's Civic Arena plays host to the NHL All-Star Game for the first time and Penguins center Mario Lemieux wins the MVP award. Lemieux scores four goals on his way to his third All-Star MVP award.

February 14, 1990 – Mario Lemieux's 46-game point scoring streak is halted at the New York Rangers as he leaves the game midway in the second period with a back injury. Lemieux would miss the next 21 games before returning for the final game of the year.

June 12, 1990 – Bob Johnson is hired as the head coach and Scotty Bowman is named director of development and recruitment.

December 22, 1990 – Paul Coffey records his 1,000th career NHL point at New York against the Islanders.

March 4, 1991 – Penguins acquire Ron Francis, Ulf Samuelsson and Grant Jennings from Hartford for John Cullen, Zarley Zalapski and Jeff Parker.

March 26, 1991 – Penguins win their first division title, capturing the Patrick Division crown with a 7-4 win at Detroit.

April 25, 1991 – With a 4-1 win vs. Washington, the Penguins win their first Patrick Division playoff championship.

May 11, 1991 – The Penguins earn the right to play for their first Stanley Cup championship, beating the Boston Bruins to capture their first Wales Conference championship.

May 25, 1991 – With an 8-0 victory over the Minnesota North Stars, the Penguins become Stanley Cup champions for the first time in their 24-year history.

June 24, 1991 – The Penguins visit the White House and meet President George H.W. Bush.

August 29, 1991 – Penguins head coach Bob Johnson is diagnosed with brain tumors, and has emergency surgery that night.

October 1, 1991 – Scotty Bowman is named interim head coach.

October 17, 1991 – In a game against the New York Islanders, Paul Coffey records his 1,053rd career point to become the NHL's all-time leading scorer among defensemen, passing Denis Potvin.

October 19, 1991 – Stanley Cup championship banners are raised to the Civic Arena roof in a pregame ceremony.

November 26, 1991 – Bob Johnson passes away at his home in Colorado Springs, CO at the age of 60.

January 18, 1992 – Pittsburgh has a record five players in

the NHL All-Star Game at Philadelphia. Mario Lemieux, Kevin Stevens, Jaromir Jagr and Paul Coffey are named to the starting Wales Conference lineup while Bryan Trottier is added to the team in the veterans category.

March 24, 1992 – Mario Lemieux records his 1,000th career NHL point at Detroit in only his 513th career game, becoming the second-fastest player to record 1,000 points in NHL history.

May 23, 1992 – Penguins defeat the Boston Bruins in four games to win the Wales Conference championship for the second consecutive season.

June 1, 1992 – Penguins defeat the Chicago Blackhawks in four games to win back-to-back Stanley Cup championships.

June 12, 1992 – Penguins unveil new team logo at a press conference.

January 12, 1993 – The Penguins announce that Mario Lemieux has been diagnosed with Hodgkin's disease.

March 2, 1993 – Mario Lemieux returns to the Penguins' lineup in Philadelphia after missing the previous 23 games.

April 3, 1993 – Penguins win their first Presidents' Trophy as the NHL's best team with a 5-3 win at Quebec.

April 9, 1993 – Penguins set an NHL record for the longest winning streak in league history, with their 16th consecutive win, a 10-4 victory at the New York Rangers. The Penguins extend the record to 17 games with a 4-2 win vs. the Rangers on April 10.

October 28, 1993 – Ron Francis records his 1,000th career NHL point against Quebec.

August 29, 1994 – Mario Lemieux announces that he will take a one-year medical leave of absence.

February 7, 1995 – Joe Mullen records his 1,000th career point against the Florida Panthers to become the first American-born player to record 1,000 or more points.

February 16, 1995 – The Penguins defeat the Hartford Whalers, 5-2, to extend their club record start of the season unbeaten streak to 13 games (12-0-1).

May 3, 1995 – Jaromir Jagr records one assist against Florida to win the NHL scoring title with a league-best 70 points (32G-38A).

May 20, 1995 – ICEOPLEX at Southpointe opens to the public.

October 26, 1995 – Mario Lemieux scores his 500th career goal at the New York Islanders at 17:12 of the third period against Tommy Soderstrom.

January 15, 1997 – Patrick Lalime sets the NHL record for best start by a rookie goaltender from the beginning of his career with a 3-0 win at Hartford. The win boosted his record to 13-0-2.

January 21, 1997 – Patrick Lalime sets the Penguins record for longest unbeaten streak with a 4-2 win vs. Calgary, running his record to 14-0-2.

January 26, 1997 – Mario Lemieux scores four goals in one period at Montreal, becoming the 11th player to accomplish the feat.

February 4, 1997 – Mario Lemieux scores his 600th goal vs. the Vancouver Canucks, becoming just the seventh player to reach the mark.

March 14, 1997 – Joe Mullen scores his 500th career goal in a game against Colorado, becoming the first U.S.-born player to score 500.

March 29, 1997 – Ron Francis scores his 400th career goal vs. the Los Angeles Kings, making the Penguins the first team to have players record their 400th, 500th and 600th goals in the same season.

April 26, 1997 – Mario Lemieux plays his last game, a 6-3 playoff loss in Philadelphia, before entering his first retirement.

May 13, 1997 – In a formal ceremony, Mayor Tom Murphy renames Auditorium Place, the street encircling the Civic Arena, Mario Lemieux Place. The Civic Arena's address becomes 66 Mario Lemieux Place.

October 19, 1997 – Tom Barrasso records his 300th career win in a 4-1 win at Florida, becoming the first American-born goaltender to record 300 wins.

November 17, 1997 – The Hockey Hall of Fame waives its usual three-year waiting period and inducts Mario Lemieux into the hallowed halls.

November 19, 1997 – Mario Lemieux's No. 66 is retired and raised to the Civic Arena rafters in a pregame ceremony before a standing-room-only crowd of 17,145.

March 21, 1998 – Ron Francis becomes the seventh player to record his 1,000th career assist, and the Penguins become the 10th NHL team to reach the 1,000-win plateau with a 4-3 win over the Philadelphia Flyers.

October 13, 1998 – The Penguins file for Chapter 11 bankruptcy protection.

June 24, 1999 – Mario Lemieux's group is confirmed as the new ownership of the Penguins.

June 24, 1999 – Jaromir Jagr becomes the second Penguins player to capture the Hart Trophy as the National Hockey League's most valuable player. He also becomes the second to win the Lester B. Pearson Award.

May 4, 2000 – The Penguins and Flyers play the third-longest game in NHL history, a five-overtime, 152:01 marathon which the Flyers win, 2-1. Penguins

goaltender Ron Tugnutt makes 70 saves in the game.

September 16-23, 2000 – The Penguins open their second week of training camp with an exhibition game in Wilkes-Barre/Scranton, and spend the next week at the home of their AHL affiliate.

October 7, 2000 – The Penguins face off against the Nashville Predators just outside of Tokyo, Japan to open up their 2000-01 regular season. Nashville comes away with a 3-1 victory.

November 11, 2000 – USA Hockey announces that Penguins general manager Craig Patrick will take on the same capacity for the 2002 U.S. Olympic team, and former Penguins head coach and scout Herb Brooks will coach the team.

November 13, 2000 – Joe Mullen is inducted into the Hockey Hall of Fame in Toronto.

December 8, 2000 – The Penguins announce that Mario Lemieux will attempt to make a comeback after three-and-a-half years of retirement.

December 12, 2000 – Lemieux makes the announcement official at a press conference, saying he is coming back to the league so that his young son Austin can watch him play.

December 19, 2000 – More than 500 people cram the bleachers to watch Lemieux in his first practice with the team.

December 27, 2000 – Lemieux returns to the Penguins active roster in a game against the Toronto Maple Leafs at home, and puts three points (1G-2A) on the scoresheet. Pittsburgh wins the historic contest, 5-0.

December 30, 2000 – Lemieux notches four points (1G-3A) in a 5-3 win over the Ottawa Senators, giving him 1,500 points for his career. Jagr hits the 1,000 point mark in the same game.

March 31, 2001 – The Penguins clinch their team record 11th straight postseason appearance with a 5-3 win over the St. Louis Blues.

May 10, 2001 – Darius Kasparaitis – who had one goal in 55 previous playoff games – beats Dominik Hasek in overtime to give the Penguins a 3-2 win. The victory secures a spot in the Eastern Conference Finals against the New Jersey Devils, the Penguins' fourth trip to a conference finals.

July 11, 2001 – The Penguins trade Jaromir Jagr and Frantisek Kucera to the Washington Capitals in exchange for Kris Beech, Michal Sivek and Ross Lupaschuk.

February 8, 2003 – Mario Lemieux records his 1,000th career assist in Boston against the Bruins.

October 29, 2003 – Mario Lemieux's assist on Dick Tarnstrom's first-period goal gives him 1,700 points for his career.

June 10, 2004 – Paul Coffey and Larry Murphy are named to the Hockey Hall of Fame's class of 2004.

July 22, 2005 – The Penguins win the NHL Draft Lottery, receiving the right to the first-overall pick in the 2005 Draft.

July 30, 2005 – The Penguins select Sidney Crosby with the first-overall selection in the 2005 NHL Draft.

October 5, 2005 – Sidney Crosby appears in his first NHL game and records an assist in a 5-1 loss at New Jersey.

December 16, 2005 – Mario Lemieux plays his last NHL game, a 4-3 home loss to Buffalo, due to atrial fibrillation (irregular heartbeat).

January 24, 2006 – Mario Lemieux announces his retirement as a player from the NHL.

April 17, 2006 – Sidney Crosby becomes the youngest player in NHL history to reach 100 points with three assists in a 6-1 win over the New York Islanders.

May 25, 2006 – Penguins hire Ray Shero as general manager.

October 18, 2006 – Evgeni Malkin makes his NHL debut and scores a goal against New Jersey's Martin Brodeur.

November 1, 2006 – Evgeni Malkin becomes the first player in 89 years to tally goals in each of his first six NHL games. Malkin tallies the milestone goal at 8:29 of the first period and added the game-winner at 2:45 of overtime in the Penguins' 4-3 victory at Los Angeles. Before Malkin, only three players in NHL history had scored at least one goal in each of their first six (or more) games and all did so in 1917-18, the NHL's inaugural season: Montreal's Joe Malone (14 games), Ottawa's Cy Denneny (12); and Montreal's Newsy Lalonde (8).

December 15, 2006 – Ryan Malone scores his first career hat trick. Malone's father, Greg, had a hat trick for the Penguins in 1978-79. The Malones are the second father/son pair to record a hat trick for the same franchise in NHL history. Ken Hodge Sr. and Ken Hodge Jr. did it for the Bruins.

January 24, 2007 – Sidney Crosby leads the fan balloting for the NHL All-Star Game with 825,783 votes. At 19 years, five months, Crosby is the youngest player voted to start the All-Star Game since fan balloting began in 1986. The youngest starter previously was the Penguins' Jaromir Jagr, elected to the Prince of Wales Conference lineup for the 1992 All-Star Game in Philadelphia (19 years, 11 months).

February 10, 2007 – Jordan Staal becomes the youngest

player (18 years, 153 days) to record a hat trick in NHL history. He breaks the record held by Jack Hamilton, who was 18 years, 185 days old when he tallied four goals for Toronto against the NY Rangers on Dec. 4, 1943.

February 14, 2007 – Evgeni Malkin scores a goal to give him at least one point in 13-straight home games, which breaks the Penguins rookie record established by Mario Lemieux in 1984-85. Malkin had 20 points (5G-15A) in that 13-game span. Malkin extends his franchise-record home point streak to 14 games (6G-15A) with a goal against the Capitals on January 24, the longest such streak by a rookie on any team in NHL history since Teemu Selanne had a pair of 13-game home point streaks for Winnipeg in 1992-93.

March 2, 2007 – With a first-period goal against Carolina's Cam Ward, Sidney Crosby becomes the youngest player in NHL history to reach 200 career points at 19 years, 207 days. Wayne Gretzky is the only other player in NHL history to reach 200 career points while still a teenager (19 years, 347 days).

March 4, 2007 – The Penguins complete a season sweep of the Flyers with a 4-3 shootout victory at Mellon Arena. It gave the Penguins wins in all eight of their games with Philadelphia in 2006-07. It is the first time Pittsburgh has beaten an opponent eight times in one season. Previously, the only teams Pittsburgh had swept in a season series of six or more games were Boston (6-0-0, 1993-94), Ottawa (6-0-0, 1995-96) and Carolina (6-0-0, 1997-98).

March 6, 2007 – Jordan Staal tallies his seventh shorthanded goal of the year to set a NHL rookie record.

March 13, 2007 – Governor Ed Rendell, Allegheny County Chief Executive Dan Onorato and Mayor Luke Ravenstahl joins Pittsburgh Penguins co-owners Mario Lemieux and Ron Burkle in announcing a deal for a new multi-purpose arena that will keep the Penguins in Pittsburgh for at least the next 30 years.

April 7, 2007 – Sidney Crosby records two assists to wrap up the Art Ross Trophy with 120 points in 79 games. At 19 years, eight months, Crosby becomes the youngest player in NHL history to win the Art Ross Trophy. Crosby is the youngest scoring champion in any major professional sport. He is the only teenager to win the Art Ross Trophy in league history. The next-youngest was Wayne Gretzky, who won the title at 20 years and 3 months at the conclusion of the 1980-81 season.

May 31, 2007 – Sidney Crosby is named Penguins captain. At 19 years, nine months (297 days) he becomes the youngest team captain in NHL history (since surpassed by Gabriel Landeskog, 19 years, 286 days).

December 20, 2007 – Mario Lemieux, a Hockey Hall of

Famer, was selected to join the International Ice Hockey Federation Hall of Fame in the player's category.

December 23, 2007 – Penguins fans establish a franchise record with the 31st-straight regular-season sellout at Mellon Arena. The Penguins previously recorded 30-straight regular-season sellouts between 1988 and 1989 – the final 28 games of the 1988-89 season and the first two of 1989-90.

January 1, 2008 – Sidney Crosby's shootout goal gives the Penguins a 2-1 win over Buffalo at the NHL Winter Classic in Orchard Park, NY at Ralph Wilson Stadium. It was the NHL's first regular-season outdoor game in the United States.

May 18, 2008 – With a 6-0 shutout, the Penguins win their first-ever playoff series against Philadelphia and advance to the Stanley Cup Final for only the third time in team history.

June 2, 2008 – In one of the most thrilling games in Penguins history, the team rallied from a 3-1 deficit to post a 4-3 win in triple overtime of Game 5 of the Stanley Cup Final. Max Talbot scored with 35 seconds left in regulation to knot the game at 3-3 and Petr Sykora scored the winner 9:57 into the third overtime. It was the fifth-longest game in Stanley Cup Final history. Marc-Andre Fleury stopped 55 of the 58 shots he faced in the contest.

June 4, 2008 – Detroit holds on for a 3-2 win over the Penguins in Game 6 of the Stanley Cup Final to capture the Stanley Cup in Pittsburgh.

October 2, 2008 – The Penguins play a preseason game in Helsinki, Finland, against Jokerit of the Finnish Elite League at Hartwall Arena. Pittsburgh won the game 4-1.

October 4, 2008 – The Penguins open the season with back-to-back games against the Ottawa Senators in Stockholm, Sweden, as part of the NHL's Bridgestone NHL Premiere. The Penguins win the first game with a 4-3 overtime victory.

October 18, 2008 – Sidney Crosby nets a milestone hat trick in Pittsburgh's 4-1 victory over the Toronto Maple Leafs. Crosby hits three career marks in the game with his 100th goal, 200th assist and 300th point. Evgeni Malkin notches his 200th career point on Crosby's 100th goal. That puck is cut in half for the two players to share.

December 15, 2008 – CONSOL Energy Inc. and the Pittsburgh Penguins announce a 21-year deal for the naming rights for the new Pittsburgh multi-purpose arena. CONSOL Energy Center becomes home to the Pittsburgh Penguins in the 2010-11 NHL season.

February 15, 2009 – The Penguins name Dan Bylsma

interim head coach.

February 16, 2009 – Dan Bylsma makes his Penguins debut in a 3-2 shootout loss to the New York Islanders.

February 19, 2009 – Dan Bylsma wins his first NHL game as head coach, a 5-4 decision over Montreal.

March 8, 2009 – Pittsburgh's 4-3 shootout victory at Washington ends the best five-game road trip in club history. The Penguins were a perfect 5-0.

April 11, 2009 – Pittsburgh finishes the season with a 3-1 victory at Montreal. The Penguins went 18-3-4 for 40 points after Dan Bylsma was named interim head coach. Bylsma ties a record for the best 25-game start in NHL history for a coach hired during a season, joining Bep Guidolin (20-5-0, 40 points) with Boston in 1972-73. Bylsma's 40 points also tie him for second all-time for any coach's first 25 games, behind only Todd McLellan's 43 points (21-3-1; '08-09) in San Jose.

May 4, 2009 – Game 2 of the conference semifinals features dueling hat tricks between superstars. Both Sidney Crosby and Washington's Alex Ovechkin recorded their first career postseason hat tricks.

May 26, 2009 – The Penguins advance to their second straight Stanley Cup Final by eliminating the Hurricanes in a four-game sweep with a 4-1 Game 4 victory at Carolina.

June 12, 2009 – Max Talbot scores both Pittsburgh goals in a 2-1 Game 7 victory at Detroit to lift the Penguins to their third Stanley Cup championship in franchise history.

June 12, 2009 – Evgeni Malkin is named the Conn Smythe winner as postseason MVP, the third-youngest recipient of the award, after posting 36 postseason points (14G-22A).

June 12, 2009 – Evgeni Malkin becomes the fifth player in NHL history since expansion to win the regular-season and postseason scoring title, and first since Mario Lemieux (1992).

June 12, 2009 – Sidney Crosby becomes the youngest captain in NHL history to lead his team to a Stanley Cup championship.

June 15, 2009 – Nearly 400,000 fans pack the streets of downtown Pittsburgh for the Penguins' Stanley Cup victory parade.

September 10, 2009 – The Penguins visit President Barack Obama at the White House.

October 2, 2009 – The Penguins raise their 2009 Stanley Cup championship banner as part of a spectacular pregame ceremony in their final home opener at Mellon Arena. Pittsburgh then bested the New York Rangers, 3-2.

Energy Center as players and coaches enter the arena through a red-carpet ceremony. Hall of Fame owner Mario Lemieux concludes a riveting pregame ceremony by pouring water from the Mellon Arena ice onto the new surface at center ice.

October 7, 2010 – The Penguins fall, 3-2, to Philadelphia in the first-ever regular-season game at CONSOL Energy Center.

October 15, 2010 – Alex Goligoski's overtime game-winning goal secures a 3-2 defeat of the NY Islanders and the Penguins' first-ever win at CONSOL Energy Center.

November 17, 2010 – The Penguins' consecutive sellout streak tops the three-million fan mark (3,018,894).

December 15, 2010 – Episode One of HBO Sports' "24/7 Penguins-Capitals: Road to the NHL Winter Classic" - a four-part reality TV series - debuts.

January 1, 2011 – The Penguins play host to the Washington Capitals at Heinz Field in the fourth NHL Winter Classic. Washington wins the game, 3-1.

March 12, 2011 – The Penguins celebrate their 200th consecutive sellout (including playoffs) against Montreal.

June 22, 2011 – Dan Bylsma becomes the first head coach in franchise history to win the Jack Adams Award as the NHL's "most outstanding coach."

November 21, 2011 – Sidney Crosby tallies two goals and two assists in his return from a 61-game absence due to a concussion in a 5-0 defeat of the New York Islanders at CONSOL Energy Center.

January 13, 2012 – Dan Bylsma becomes the second-winningest coach in franchise history with his 136th career victory in a 4-1 win at Florida.

April 7, 2012 – Evgeni Malkin captures his second Art Ross Trophy as NHL scoring champion with his 50th goal and 109th point in a 4-2 win vs. Philadelphia.

June 20, 2012 – Evgeni Malkin becomes just the ninth player in NHL history to win the Art Ross Trophy (NHL scoring leader), Hart Memorial Trophy (NHL MVP) and Ted Lindsay Award (NHLPA 'most outstanding player') in the same season at the NHL Awards Show in Las Vegas.

June 22-23, 2012 – The Penguins host the 2012 NHL Draft at CONSOL Energy Center - the second time in team history the franchise hosted the draft. On June 22, the Penguins traded Jordan Staal to the Carolina Hurricanes for Brandon Sutter, Brian Dumoulin and the No. 8-overall selection - which they used to select defenseman Derrick Pouliot. With their other first-round pick the Penguins chose defenseman Olli Maatta.

July 1, 2012 – Captain Sidney Crosby signs a 12-year contract extension to keep him with the franchise

November 19, 2009 – Captain Sidney Crosby becomes one of 12,000 Canadians to carry the Vancouver 2010 Olympic Torch when he marches with the torch for three miles through downtown Halifax in his native province of Nova Scotia, Canada.

February 16, 2010 – The Penguins send five Olympians to the 2010 Winter Games in Vancouver: Brooks Orpik (United States); Sidney Crosby and Marc-Andre Fleury (Canada); Evgeni Malkin and Sergei Gonchar (Russia).

April 8, 2010 – The Penguins defeat the New York Islanders, 7-3, in the final regular-season contest at Mellon Arena. Prior to the game the Penguins hold a ceremony honoring more than 50 alumni, including Hall of Famers Mario Lemieux, Paul Coffey, Bryan Trottier, Craig Patrick and Larry Murphy.

April 8, 2010 – Sidney Crosby becomes the third-youngest player (22 years, 244 days) in NHL history to reach 500 points with an assist.

April 8, 2010 – Bill Guerin scores the final goal in regular-season history at Mellon Arena when he tallies 1:46 into the third period. Pascal Dupuis and Sidney Crosby pick up the assists.

April 11, 2010 – Sidney Crosby scores his 50th and 51st goals of the season to win his first-ever Rocket Richard Trophy as the NHL goal-scoring leader. Crosby is the second Penguin (Mario Lemieux) to lead the league in goals, and eighth Penguin to score 50 goals in a season.

May 12, 2010 – Despite goals from Chris Kunitz and Jordan Staal, the Penguins fall to the Montreal Canadiens, 5-2, in Game 7 of the Eastern Conference semifinals in what proves to be the final game in the history of Mellon Arena. Staal scores the Penguins' final goal at the "Igloo" with 3:30 minutes to play in the second period. Montreal's Brian Gionta tallies the final goal at the 10-minute mark of the third period.

July 27, 2010 – Hall of Fame owner Mario Lemieux and captain Sidney Crosby become the first people to skate on the ice at CONSOL Energy Center.

August 2, 2010 – The Penguins officially take operating control of CONSOL Energy Center.

August 18, 2010 – Sir Paul McCartney officially opens CONSOL Energy Center by performing his "Up and Coming 2010 Tour" as part of the arena's Grand Opening Concert.

September 18, 2010 – The Penguins hold their first official practice at CONSOL Energy Center when the team takes the ice for the first day of training camp.

September 22, 2010 – The Penguins defeat Detroit, 5-1, in the first-ever (preseason) hockey game at CONSOL Energy Center.

October 7, 2010 – The Penguins officially open CONSOL

through the 2024-25 season.

January 19, 2013 – Marc-Andre Fleury notches his 227th career regular-season win in a 3-1 victory against the Philadelphia Flyers, establishing a franchise record.

March 26-April 2, 2013 – The Penguins record three straight shutouts for the first time in franchise history between March 26-30. Tomas Vokoun and Marc-Andre Fleury combine to post the longest shutout sequence (218:48) in team history between March 24-April 2.

March 30, 2013 – The Penguins win 15 consecutive games between March 2-30, establishing the second-longest longest (tied) winning streak in NHL history. Pittsburgh becomes the first team in NHL history to post a perfect record (15-0) over a full calendar month (min: 10 games).

April 2, 2013 – Brooks Orpik appears in his 622nd career game against the Buffalo Sabres - most among defensemen in franchise history.

June 13, 2013 – Evgeni Malkin agrees to terms on an eight-year contract extension to keep him with the franchise through the 2021-22 season.

June 14-15, 2013 – Sidney Crosby wins the Ted Lindsay Award (NHLPA most outstanding player) and Ray Shero is voted NHL General Manager of the Year.

June 28-29, 2013 – Dan Bylsma is named head coach of the 2014 United States Olympic hockey team. Ray Shero is named the team's associate general manager.

July 2, 2013 – Kris Letang agrees to terms on an eight-year contract extension to keep him with the franchise through the 2021-22 season.

November 27, 2013 – The Penguins celebrate their 300th-consecutive sellout with a 6-5 shootout win against the Toronto Maple Leafs at CONSOL Energy Center.

January 7, 2014 – Head coach Dan Bylsma becomes the winningest coach in franchise history when he collects his 233rd career win during Pittsburgh's 5-4 shootout win at Vancouver.

February 22-23, 2014 – Sidney Crosby and Chris Kunitz capture gold medals with Team Canada at the 2014 Winter Olympic Games in Sochi. Jussi Jokinen and Olli Maatta earn bronze medals with Finland.

April 13, 2014 – Sidney Crosby wins his second career Art Ross Trophy after collecting a league-high 104 points. He went on to win the Hart Memorial Trophy as league MVP and the Ted Lindsay Award as the NHL's most outstanding player as voted by his peers.

May 4-5, 2014 – Marc-Andre Fleury becomes the first goaltender in franchise history to record back-to-back playoff shutouts in Games 2 and 3 against the NY Rangers in the Second Round. Prior to this, the Penguins had never posted consecutive playoff shutouts as a team.

June 6, 2014 – Jim Rutherford is named Penguins executive vice president and general manager.

June 25, 2014 – Mike Johnston is named head coach of the Penguins.

November 24, 2014 – Marc-Andre Fleury becomes the third-youngest (29 years, 361 days) and third-fastest (547 games) goalie to win 300 games as the Penguins defeat the Boston Bruins, 3-2 in overtime, at TD Garden.

November 26, 2014 – Sidney Crosby becomes the sixth-fastest player (571 games) in NHL history to record 800 points with an assist against the Toronto Maple Leafs at CONSOL Energy Center.

December 6, 2014 – Craig Adams appears in his 314th-consecutive game in Pittsburgh's 3-2 win against Ottawa, surpassing Ron Schock to establish the longest consecutive games played streak in team history (streak ends at 319 games).

March 12, 2015 – Evgeni Malkin collected his 700th career NHL point with an assist against the Edmonton Oilers at CONSOL Energy Center.

March 24, 2015 – Hall of Fame broadcaster Mike Lange is honored by the Penguins prior to a game against the St. Louis Blues, celebrating his 40th year as the 'Voice of the Penguins'.


July 1, 2015 – The Penguins acquire Phil Kessel, Tyler Biggs, Tim Erixon and a 2016 conditional second-round draft pick from the Toronto Maple Leafs in exchange for Nick Spaling, Kasperii Kapanen, Scott Harrington, a 2016 third-round draft pick and a 2016 conditional first-round draft pick.

August 14, 2015 – The Penguins and UPMC officially open the UPMC Lemieux Complex in Cranberry, Pa. The state-of-the-art venue serves as a practice rink for the Penguins, as a medical and rehabilitation facility and a home to the Penguins Elite travel hockey program.


UNIFORM HISTORY



Ken Schinkel (1970)



Syl Apps (1974)



Randy Carlyle (1983)

The Penguins have experienced plenty of changes in their history and their uniforms are no exception.

When the Penguins made their NHL debut at home on October 11, 1967, the team wore the colors light blue, dark blue and white. Both the home (light blue) and road (white) uniforms simply had the word "PITTSBURGH" written diagonally down the front of the sweater with five white stripes with six thin navy blue stripes around the sleeves and bottom (home) and five dark blue stripes with six thin, white stripes around the sleeves and bottom (road). The logo, although not on the sweater, featured a hockey-playing penguin in a scarf over an inverted triangle, symbolizing the golden triangle of downtown Pittsburgh. The penguin and triangle were set inside a circle bearing the team name.

The following season (1968-69), the uniforms were changed so that the logo appeared on the game sweaters. The logo remained essentially the same, although the penguin was no longer wearing a scarf. The home (light blue) uniforms had a wide band of white trimmed in dark blue around each sleeve and the bottom, while the road (white) sweaters had bands of light blue trimmed in dark blue. The home (light blue) sweaters had white shoulder yokes and the road (white) sweaters had light blue shoulder yokes.

In the 1970-71 season the Penguins began wearing white at home and light blue on the road. The Penguins became one of the first teams in NHL history to wear nameplates featuring a player's last name above the number on the back of the jersey. The nameplates were only added to the home (white) jerseys in 1970-71.

The uniforms themselves were essentially unchanged from 1968-69 to 1971-72, until the circle around the logo was removed, leaving only a penguin and a triangle, midway through the 1971-72 season.

Beginning in 1972-73, the Penguins replaced the light blue with a bolder, royal blue color. During the Penguins' first seven years in the league, both home and road jerseys featured a lace-up collar at the base of the neck. The lace-up collars were also a thing of the past moving into the 1974-75 season.

Chevrons were used as the sleeves stripes for the 1974-75 season. Shaped in the form of an inverted V, the sleeve stripes were royal blue and white with navy blue cuffs on the home (white) jerseys. The road (royal blue) jerseys had white and navy blue sleeve stripes with white cuffs forming the chevrons. The waist striping also changed to match the chevrons with royal blue, white and navy blue moving down the home (white) uniforms and white, navy blue and white moving down the road (royal blue) uniforms.

The chevrons road (royal blue) uniform was done to the hem striping. From top to bottom, the hem striping was white, royal blue and navy blue. The home (white) uniforms reverted back to the 1972-73 and 1973-74 designs, but did not have the lace-up collar from those prior seasons. The collar was now a solid navy blue color.

For the 1977-78 season the uniforms were tri-colored with the Penguins doing away with the royal blue and bringing back the light blue the team wore in its first five seasons in the NHL. The home (white) uniforms featured navy blue sleeves with white and navy blue striping capped by light blue cuffs. The road (navy blue) uniforms featured white sleeves with light blue and white striping capped by navy blue cuffs. The front hem striping was light blue, white, navy blue and light blue on both the home (white) and road (navy blue) uniforms.


On Jan. 30, 1980 the Penguins wore black and gold for the first time. With the Steelers winning the Super Bowl and the Pirates capturing the World Series title in the same year, the Penguins hoped to gain fan support with aligning their colors with the other teams in the "City of Champions." Boston protested the color change to the NHL, arguing that black and gold had always been exclusively associated with the Bruins. However, the Penguins prevailed by virtue of a precedent set by the Pittsburgh Pirates hockey club of the late 1920s, which sported the colors.

The Penguins' new uniforms were the same design as the previous ones, with black replacing dark blue and gold replacing light blue. A third sleeve stripe was also added to both the home and road jerseys. The player numbers that were formerly on the sleeves were moved to the top of each shoulder. From 1980-81 through the 1984-85 season, the team alternated wearing gold sweaters with white at home, which also featured the tri-color sleeve striping.


On March 15, 1983, Baz Bastien, the Penguins general manager at the time, died tragically in a car accident as he returned home from a dinner honoring him. For the remainder of the 1982-83 season the Penguins added a black armband on the left sleeve



Paul Coffey (1988)



Mario Lemieux (1992)



Ron Francis (1993)

of their home (white) jerseys.

For the 1988-89 season, the player numbers were moved from the shoulders to the sleeves as they were prior to the Penguins adopting the black and gold color scheme.

The NHL All-Star Game made its first appearance in Pittsburgh on January 21, 1990. The Penguins wore a 41st NHL All-Star patch on the left shoulder of their jerseys in 1989-90 and the beginning of 1990-91. During the same time frame, the NHL shield logo appeared on the back right hem of every jersey worn in the NHL.

Advancing to the Stanley Cup Final for the first time in team history, the Penguins honored this achievement by wearing the 1991 Stanley Cup Final patch on their home and road jerseys during every game of the 1991 Stanley Cup Final vs. Minnesota.

The 1991-92 season marked the NHL's 75th anniversary. The Penguins added the NHL 75th Anniversary logo to the right chest of their jerseys that season. In addition, the Penguins were also celebrating their 25th anniversary after joining the league in 1967-68. The Penguins added their own anniversary patch to the right shoulder of the jerseys.

Head coach "Badger" Bob Johnson passed away on November 26, 1991. The following night, the Penguins honored the memory of Johnson with a candlelight ceremony and placed a "Badger" memorial patch on the left shoulder of their jerseys.

After reaching the Stanley Cup Final for the second consecutive season, the Penguins proudly donned their second Stanley Cup Final patch in as many years. This time, the Final patch was sewn onto a piece of white (home) or black (road) material and then the material swatch was sewn over the NHL 75th Anniversary patch on the right chest of the jersey.

The black and gold uniforms remained virtually unchanged until 1992-93, when the triangle and penguin logo was modernized. The home (white) sweaters featured the new logo on the front and gold shoulder inserts. The road (black) sweaters had the city's name diagonally down the front, much like the original team uniforms, with the new logo on each shoulder. Also in 1992-93, the Stanley Cup turned 100 years old and was honored by each team by having a commemorative patch added to their jerseys during the season. The Penguins wore the patch on the right chest of their home (white) jerseys and did not wear the patch on their road (black) jerseys due to the lack of an appropriate place to put the patch with the new "PITTSBURGH" diagonal jerseys with the new logos on each shoulder.

During the 1995-96 season, the Penguins were one of five NHL teams to introduce a third jersey. The Penguins' new uniform, which made its debut on Jan. 27, 1996 vs. the Philadelphia Flyers, featured a black background with a new, modernized midsection, shoulder and sleeve design that included innovative striping and a blend of team colors. The alternate uniform replaced the "PITTSBURGH" road jersey as the team's away uniform for 1997-98 season.

In 1999-00, the NHL commemorated the league's advance into the new millennium with an NHL2000 patch that was placed on the right chest of each team's jerseys in team colors. The Penguins' NHL2000 patch was black with silver lettering.

Traveling to Japan for the first two games of the 2000-01 season to face the Nashville Predators, the Penguins wore a commemorative GameOne/Japan patch on the right chest of their home (white) and black (road) jerseys.

On Oct. 28, 2000 the Penguins hosted the New Jersey Devils and introduced a new third jersey. The black sweater featured the popular "skating penguin" logo, which the team wore during its 1991 and 1992 Stanley Cup championship seasons, and the newest color addition, Vegas gold. This black jersey served as the Penguins' third jersey for the 2000-01 and 2001-02 seasons.

In 2002-03, the Penguins introduced a white counterpart to the black "skating penguin" and Vegas gold colored jerseys. These "skating penguin" uniforms served as the Penguins home and road jerseys from 2002-03 to 2006-07.

On Jan. 22, 2007 during the NHL All-Star break, the NHL and Reebok unveiled the new Rbk EDGE Uniform System. The Penguins' jerseys now feature thicker Vegas gold side sections, while the black and white body portions of the jersey go all the way to the bottom hem. The cuffs and underarms are black on the white-based jerseys and are white on the black-based uniforms. Additional Vegas gold inserts appear on the sleeves just below the numbers. The NHL shield also has moved from the back right hem to the base of the front neckline.

The Penguins wore retro jerseys when they battled the Sabres at the NHL Winter Classic on Jan. 1, 2008 at Ralph Wilson Stadium. The Penguins wore powder blue jerseys patterned after the 1968-69 uniforms. The jersey featured the Penguins logo inside a circle. There was a wide band of white trimmed in dark blue around each sleeve and the bottom with white shoulder yokes. The jersey became the club's official alternate third jersey.



Tom Barrasso (1999)



Alexei Kovalev (2002)



Jordan Staal (2006)



Evgeni Malkin (2007)

In 2010-11 the Penguins opened the brand-new CONSOL Energy Center. To commemorate the event, the team wore a special patch at all home games featuring the team logo and outline of the new arena's spine.

The Penguins released a new Winter Classic uniform for their showdown with the Washington Capitals Jan. 1, 2011 at Heinz Field. Predominantly navy blue with light blue striped accents on the elbows and bottom, the jersey served as another alternate uniform for the season. The jerseys featured the team's inaugural skating penguin logo (which hadn't previously been worn on the jersey) on the crest and lace-up collar at the base of the neck.

For their third outdoor game on March 1, 2014 against the Chicago Blackhawks at Soldier Field as part of the NHL's Stadium Series, the Penguins wore a unique uniform that utilized secondary colors within the team's existing color palates.

It featured a chrome-treated Penguins logo design inspired from the chrome details of the NHL shield, a dynamic and modern look to conventional team identity. Numbering on the back of the jerseys was enlarged and sleeve numbers were angled to improve visibility in outdoor venues.


The Penguins went back to the future during the 2014-15 season, unveiling 'Pittsburgh Gold' third jerseys reminiscent of the sweaters the Penguins wore during their back-to-back Stanley Cup championship seasons of 1991 and '92.



Sidney Crosby (2008)



Evgeni Malkin (2011)



Marc-Andre Fleury (2014)



Marc-Andre Fleury (2008)



Chris Kunitz (2014)

UNIFORM NUMBERS

1 Hank Bassen, Joe Daley, Paul Hoganson, Cam Newton, Roy Edwards, Jim Rutherford, Bob Johnson, Gordon Laxton, Denis Herron, Rob Holland, Paul Harrison, Steve Guenette, Pat Rigglin, Wendell Young, Rob Dopson, Peter Skudra, Johan Hedberg, John Curry, Brent Johnson, Thomas Greiss

2 Leo Boivin, Duane Rupp, Bob Paradise, Ed Van Impe, Tom Edur, Tom Bladon, Pat Price, Gilles Lupien, Brian Lundberg, Phil Bourque, Greg Fox, Joe McDonnell, Todd Charlesworth, Chris Dahlquist, Jim Paek, Chris Tamer, Josef Melichar, Hal Gill, Nate Guenin, Matt Niskanen

3 Al MacNeil, John Arbour, Bob Woytowich, Tim Horton, Jack Lynch, Ron Stackhouse, Bennett Wolf, Norm Schmidt, Doug Bodger, Jim Kyte, Jim Paek, Grant Jennings, Sergei Zubov, Stefan Bergkvist, Dan Trebil, Marc Bergevin, Jamie Pushor, Steve Poapst, Mark Eaton, Alex Goligoski, Douglas Murray, **Olli Maatta**

4 Noel Price, Bob Blackburn, Dave Burrows, Dale Tallon, Paul Baxter, Marty McSorley, Phil Bourque, Greg Fox, Chris Dahlquist, Dwight Schofield, Larry Murphy, Gord Dineen, Greg Andrusak, Greg Hawgood, Corey Foster, Kevin Hatcher, Jeff Norton, Bobby Dollas, Jamie Pushor, Mike Wilson, Dan Focht, Cory Cross, Noah Welch, Jordan Leopold, Zbynek Michalek, Mark Eaton, **Rob Scuderi**

5 Dick Mattiussi, Ted Lanyon, Bryan Watson, Ab DeMarco, Barry Wilkins, Steve Lyon, Mario Faubert, Lex Hudson, Ron Meighan, Bryan Maxwell, Mike Rowe, Ville Siren, Gord Dineen, Ulf Samuelsson, Brad Werenka, Janne Laukkanen, Patrick Boileau, Rob Scuderi, Darryl Sydor, Deryk Engelland

6 Dunc McCallum, Tracy Pratt, Sheldon Kannegiesser, Ron Jones, Colin Campbell, Tom Price, Kim Clackson, Bennett Wolf, Errol Thompson, Greg Hotham, Jim Johnson, Todd Charlesworth, Scott Young, Jeff Chychrun, Peter Ahola, Mike Ramsey, Drake Berehowsky, Neil Wilkinson, Bob Boughner, Mike Wilson, Rick Berry, Richard Lintner, Nolan Baumgartner, Martin Strbak, Ryan Whitney, Joel Kwiatkowski, Ben Lovejoy, Scott Harrington

7 Art Stratton, Lou Angotti, Bryan Hextall, Steve Durbano, Russ Anderson, Rick MacLeish, Ian Turnbull, Rod Buskas, Joe Mullen, Andrew Ference, Kelly Buchberger, Matt Hussey, Michel Ouellet, Mark Eaton, Paul Martin

8 Val Fonteyne, Jim Wiley, Rick Kehoe, Hartland Monahan, Dave Schultz, Mike Meeker, Bob Stewart, Dave Burrows, Randy Boyd, Tom O'Regan, Petteri Lehto, Terry Ruskowski, Perry Ganchar, Bryan Smolinski, Kevin Miller, Garry Valk, Bobby Dollas, Hans Jonsson, Matt Bradley, Mark Recchi, Andrew Hutchinson, **Brian Dumoulin**

9 Andy Bathgate, Charlie Burns, Billy Hicke, Al McDonough, Chuck Arnason, Simon Nolet, Blair Chapman, Mark Johnson, Stan Jonathan, Rich Sutter, Ron Flockhart, John Chabot, Wilf Paiement, Andrew McBain, Tony Tanti, Ron Francis, Len Barrie, Dan Quinn, Greg Johnson, German Titov, Rene Corbet, Jeff Toms, Rico Fata, Andy Hilbert, **Pascal Dupuis**

10 Earl Ingarfield, George Swarbrick, Keith McCreary, Robin Burns, Ted Snell, Pierre Larouche, Peter Lee, Gary Rissling, Bob Errey, Wayne Babych, Ron Duguay, Dan Quinn, Barry Pederson, Ron Francis, Ville Nieminen, John LeClair, Gary Roberts, Mark Letestu, Tanner Glass, Brenden Morrow, Christian Ehrhoff

11 Gene Ubriaco, Tracy Pratt, Nick Harbaruk, Bernie Lukowich, Vic Hadfield, John Flesch, Tom Cassidy, George Ferguson, Anders Hakansson, Rocky Saganiuk, Tim Tookey, Troy Loney, Dwight Mathiasen, Lee Giffin, Alain Lemieux, Warren Young, John Cullen, Alek Stojanov, Shawn Antoski, Darius Kasparaitis, Alexandre Daigle, Lasse Pirjeta, Guillaume Lefebvre, Jordan Staal

12 Ken Schinkel, Blaine Stoughton, Kelly Pratt, Greg Malone, Mitch Lamoureux, Dean DeFazio, Tom O'Regan, Tom Roulston, Bob Errey, Larry Depalma, Troy Murray, Chris Wells, Sean Pronger, Martin Sonnenberg, Billy Tibbetts, Michal Sivek, Ryan Malone, Chris Bourque, Brett Sterling, Richard Park, Jarome Iginla, Chuck Kobasew, **Ben Lovejoy**

13 Jim Hamilton, Charlie Simmer, Alex Goligoski, Bill Guerin, Nick Spaling

14 Billy Dea, Rick Kessell, Ron Snell, Lowell MacDonald, Rene Robert, Wayne Bianchin, Nick Libett, Doug Shedden, Dan Quinn, Chris Kontos, Bryan Erickson, Jock Callander, Gordie Roberts, Dave Tippett, Markus Naslund, Ladislav Karabin, Mike Hudson, Brad Lauer, Stu Barnes, Pat Falloon, Milan Kraft, Shane Endicott, Chris Minard, **Chris Kunitz**

15 Bob Dillabough, Billy Harris, George Swarbrick, Steve Cardwell, Lowell MacDonald, Yvon Labre, Brian McKenzie, Rick Kessell, Bob McManama, Stan Gilbertson, Pat Boutette, Gary Rissling, Randy Cunneynworth, Dave Capuano, Doug Smith, Randy Gilhen, Shawn McEachern, Dmitri Mironov, Josef Beranek, Robert Dome, Roman Simicek, Wayne Primeau, Brian Holzinger, Niklas Nordgren, Michael Zigomanis, Dustin Jeffrey, Tanner Glass

16 Wayne Hicks, Ron Snell, Glen Sather, Sheldon Kannegiesser, Ron Lalonde, Lew Morrison, Derek Sanderson, Kim Davis, Mike Meeker, Gary McAdam, Bennett Wolf, Marc Chorney, Bryan Maxwell, Mark Taylor, Jim McGeough, Kevin LaVallee, Charlie Simmer, Steve Gotaas, Jay Caulfield, Mike Hudson, Joe Dziedzic, Eddie Olczyk, Jeff Serowik, Dennis Bonvie, Kris Beech, Erik Christensen, Paul Bissonnette, Chris Conner, Cal O'Reilly, Brandon Sutter

17 Billy Speer, Bill LeCaine, Ron Schock, Rick Kehoe, Lee Giffin, Brad Aitken, Tomas Sandstrom, Peter Ferraro, Brian Bonin, Tom Chorske, Toby Petersen, Matt Murley, Karl Stewart, Petr Sykora, Mike Rupp, Zach Boychuk, Dustin Jeffrey, Taylor Pyatt, Blake Comeau

18 George Konik, Wally Boyer, Lowell MacDonald, Ross Lonsberry, Kevin McClelland, Tom Roulston, Craig Simpson, Jimmy Mann, Mark Recchi, Richard Zemlak, Jeff Daniels, Ken Priestlay, Francois Leroux, Garry Valk, Patrick Lebeau, Ryan Savoia, Josef Beranek, Shean Donovan, Steve Webb, Eric Boguniecki, Dominic Moore, Adam Hall, Marian Hossa, Chris Conner, James Neal

19 Bob Rivard, Jean Pronovost, Dale Tallon, Greg Sheppard, Rick MacLeish, Grant Sasser, Arto Javananien, Willy Lindstrom, Dave McLlwin, Randy Gilhen, Bryan Trottier, Vladimir Vujtek, Rico Fata, Ramzi Abid, Ryan Whitney, Mike Comrie, Jason Williams, **Beau Bennett**

20 Ab McDonald, Bob Woytowich, Dean Prentice, Robin Burns, John Stewart, Steve Cardwell, Yvon Labre, Jacques Cossette, Yves Bergeron, Pete Mahovlich, Paul Marshall, Gregg Sheppard, Paul Gardner, Gary Rissling, Moe Mantha, Dave Hunter, Dave Hannan, Perry Ganchar, Jamie Leach, Jeff Daniels, Luc Robitaille, Bryan Smolinski, Stu Barnes, Greg Johnson, Roman Oksiuta, Robert Lang, Mathias Johansson, Mike Eastwood, Colby Armstrong, Janne Pesonen, Rob Klinkhammer

21 Keith McCreary, Michel Briere

22 Paul Andrea, Greg Polis, Bob Kelly, Brian Spencer, Kim Davis, Mike Bullard, Neil Belland, Dwight Mathiasen, Jim McGeough, Chris Joseph, Wayne Van Dorp, Steve Dykstra, Paul Stanton, Rick Tocchet, Norm Maciver, Jason Woolley, Sven Butenschon, Dan LaCouture, Randy Robitaille, Matt Murley, Ric Jackman, Chris Thorburn, Jeff Taffe, Tim Wallace, Matt D'Agostini, Lee Stempniak

23 Bill Speer, Mel Pearson, Bob Woytowich, Ted Lanyon, Jean Guy Lagace, Doug Barrie, Rick Kessell, John Stewart, Bob Leiter, Eddie Shack, Larry Bignell, Nelson Debenedet, Ed Gilbert, Jim Hamilton, Rod Schutt, Gary Rissling, Doug Lecuyer, Rich Sutter, Andy Brickley, Wally Weir, Randy Hillier, Kjell Samuelsson, Paul Stanton, Chris Joseph, Domenic Pittis, Fredrik Olausson, Victor Ignatjev, Steve Leach, John Jakopin, Dan Trebil, Steve McKenna, Shane Endicott, Eric Boguniecki, Alexei Ponikarovsky, Ryan Craig, Trevor Smith, Chris Conner, Steve Downie

24 Gary Swain, Rod Zaine, Tim Horton, Eddie Schack, Jean Guy Lagace, Larry Bignell (playoffs only), Mario Faubert, Don Awrey, Bob Paradise, Pat Hughes, Marc Chorney, Pat Graham, Rob Garner, Ted Bulley, Kevin McCarthy, Roger Belanger, Dwight Mathiasen, Troy Loney, Doug Brown, Ian Moran, Lyle Odelein, Kris Beech, Matt Cooke

25 Bill Speer, Robin Burns, John Stewart, Darryl Edestrand, Nick Beverly, Dennis Owchar, Greg Redquest, Tom Cassidy, Tom Price, Randy Carlyle, Kevin McCarthy, Ted Nolan, Norm Schmidt, Alek Stojanov, Dan Kesa, Jeff Norton, Kevin Stevens, Marc Bergevin, Maxime Talbot, Eric Tangradi, Andrew Ebbett

26 Jim Morrison, Dunc McCallum, Jim Morrison, Mike McMahon, Syl Apps, Pete Mahovlich, Orest Kindrachuk, Paul Mulvey, Steve Gatzos, Troy Loney, Ted Bulley, Wayne Babych, Mike Blaisdell, Mark Kachowski, Mike Stapleton, Richard Park, Dave McLlwin, Petr Klima, Darius Kasparaitis, Garry Valk, Frantisek Kucera, Kent Manderville, Landon Wilson, Ronald Petrovicky, Ruslan Fedotenko, Eric Tangradi, Steve Sullivan, Mark Arcobello, Daniel Winnik

27 Jim Morrison, Joe Noris, Jim Shires, Hank Nowak, Yves Bergeron, Pete LaFramboise, Mike Corrigan, Jacques Cossette, Rod Schutt, Todd Charlesworth, Gilles Meloche, Scott Bjugstad, Gilbert Delorme, Jamie Leach, Glen Murray, Eddie Olczyk, Alexei Kovalev, Georges Laraque, Craig Adams

28 Ron Stackhouse, Harvey Bennett, Mario Faubert, Gene Carr, Tom Price, Jim Hamilton, Bob Simpson, Tim Hryniewicz, Rocky Saganiuk, Bruce Crowder, Robert Geale, Steve Gatzos, Dan Frawley, Gordie Roberts, Kjell Samuelsson, Greg Andrusak, Jeff Christian, Craig Muni, Dan Kesa, Todd Hlushko (playoffs only), Michal Rozsival, Matt Hussey, Jani Rita, Nils Ekman, Adam Hall, Eric Godard, **Ian Cole**

29 Al Smith, Jim Rutherford, Denis Herron, Andy Brown, Gary Inness, Bob Stumpf, Dunc Wilson, Greg Millen, Michel Dion, Phil Bourque, Markus Naslund, Tyler Wright, Krzysztof Oliwa, Brooks Orpik, **Marc-Andre Fleury**

30 Les Binkley, Marv Edwards, Cam Newton, Andy Brown, Gary Inness, Bob Taylor, Gordon Laxton, Paul Gardner, Kim Davis, Gary Edwards, Roberto Romano, Steve Guenette, Alain Chevrier, Francois Leroux, Philippe DeRouville, Jean-Sebastien Aubin, Dany Sabourin

31 Michel Plasse, Nick Ricci, Vincent Tremblay, Brian Ford, Carl Mokusak, Rick Tabaracci, Tom Barrasso, Ken Wregget, Ron Tugnutt, Rich Parent, Sebastien Caron

32 Dave Hannan, Dave Goertz, Dwight Mathiasen, Pat Mayer, Peter Taglianetti, John Slaney, Harry York, Greg Crozier, Dick Tarnstrom, Alain Nasreddine, Chris Minard, Mathieu Garon, Pierre-Luc Letourneau-Leblond

33 Tony Feltrin, Bob Simpson, Rocky Saganiuk, Bob Gladney, Doug Bodger, Mike Rowe, Mitch Wilson, Zarley Zalapski, Bryan Fogarty, Marty McSorley, Jim McKenzie, Stefan Bergkvist, Alex Hicks, Dan LaCouture, Guillaume Lefebvre, Reid Simpson, Ziggy Palffy, Eric Cairns, Ryan Stone, Steve MacIntyre

34 Andre St. Laurent, Tom Thornbury, Greg Tebbutt, Randy Hillier, Ted Nolan, Todd Charlesworth, Lee Giffin, Dwight Mathiasen, Scott Young, Dave Michayluk (playoffs only), Greg Brown, Rusty Fitzgerald, Jeff Christian, Peter Popovic, Garth Snow, Ross Lupaschuk, Ramzi Abid, Jonathan Filewich, Bobby Farnham

35 Roberto Romano, Warren Young, Darren Lowe, Ron Duguay, Brad Aitken, Tom Barrasso, Ty Conklin

36 Jock Callander, Pat Neaton, Greg Andrusak, Corey Foster, Brad Lauer, J.J. Daigneault, Matthew Barnaby, Tom Kostopoulos, Andre Roy, Connor James, John Curry, Jussi Jokinen, Bryan Rust

37	Justin Duberman, Ladislav Karabin, Ian Moran (playoffs only), Greg Andrusak, Norm Maciver, Kip Miller, Tom Kostopoulos, Mikael Samuelsson, Ryan VandenBussche, Jarkko Ruutu, Bill Thomas, Brian Strait, Jeff Zatkoff	56	Sergei Zubov, Eric Tangradi
38	Scott Gruhl, Jiri Hrdina, Peter Allen, Andreas Johansson, Jan Hrdina, Jeff Taffe, Jonathan Filewich, Mark Letestu, Nick Johnson, Colin McDonald, Zach Sill	57	Chris Ferraro, Shawn Heins, Marcel Goc
39	Mike Needham, Peter Allen, Joel Bouchard, Jon Sim, Chris Minard, Luca Caputi, Brad Thiessen, Harry Zolnierczyk, David Perron	58	Kris Letang
40	Frank Pietrangelo, Patrick Lalime, Andy Chiodo, Alexander Pechurskiy, Nick Drazenovic, Maxim Lapierre	59	Robert Dome, Michel Ouellet, Carl Sneep, Jayson Megna
41	Shane Endicott, Jocelyn Thibault, Nathan Smith, Martin Skoula, Robert Bortuzzo	61	Luca Caputi
42	Tuomas Gronman, Dustin Jeffrey, Nick Johnson, Corey Potter, Dylan Reese	63	Tim Wallace
43	Jeff Daniels, Tomas Surovy, Philippe Boucher, Scott Wilson	65	Ben Lovejoy
44	Todd Nelson, Drake Berehowsky, Ed Patterson, Rob Brown, Stephane Richer, Brooks Orpik, Taylor Chorney	66	Mario Lemieux
45	Mike Needham (playoffs only), Glen Mulvena, Peter Ferraro, Martin Sonnenberg, Rob Scuderi, Arron Asham, Adam Payerl	67	Alex Goligoski, Paul Bissonnette
46	Victor Ignatjev, Pavel Skrbek, Jeff Toms, Joe Vitale, Dominik Uher	68	Jaromir Jagr
47	Chris Ferraro, Maxim Galanov, Kent Manderville, Michal Sivek, Micki DuPont, Tim Brent, Simon Despres	71	Jiri Slegl, Konstantin Koltsov, Evgeni Malkin
48	Sven Butenschon, Jeff Serowik, Konstantin Koltsov, Tyler Kennedy	72	Jeff Christian, Eric Meloche, Alex Kovalev, Patric Hornqvist
49	Greg Andrusak, Matt Hussey, Brian Gibbons	74	Jay McKee
50	Martin Brochu	76	Richard Park
51	Dave Roche, Derrick Pouliot	77	Paul Coffey
52	Rusty Fitzgerald	81	Miroslav Satan
54	Alexandre Picard	82	Martin Straka
55	Larry Murphy, Drake Berehowsky, Ric Jackman, Sergei Gonchar, Philip Samuelsson	85	Petr Klima
		87	Sidney Crosby
		92	Rick Tocchet, Tomas Vokoun
		93	Petr Nedved
		95	Aleksey Morozov

HONORS/AWARDS

PROFESSIONAL HOCKEY HALL OF FAME

Red Kelly	1969
Tim Horton	1977
Andy Bathgate	1978
Leo Boivin	1986
William 'Scotty' Bowman	1991
Bob Johnson	1992
Mario Lemieux	1997
Bryan Trottier	1997
Joe Mullen	2000
Craig Patrick	2001
Paul Coffey	2004
Larry Murphy	2004
Herb Brooks	2006
Ron Francis	2007
Luc Robitaille	2009

U.S. HOCKEY HALL OF FAME

Bob Paradise	1989
Herb Brooks	1990
Bob Johnson	1991
Jack Kelley	1993
Craig Patrick	1996
Joe Mullen	1998
Gordie Roberts	1999
Mike Ramsey	2001
Mark Johnson	2004
Tom Barrasso	2009
John LeClair	2009
Kevin Hatcher	2010
Eddie Olczyk	2012
Bill Guerin	2013

RETIRED NUMBERS

Michel Briere	21
Mario Lemieux	66

LADY BYNG MEMORIAL TROPHY

Rick Kehoe	1981
Ron Francis	1995, 1998

CONN SMYTHE TROPHY

Mario Lemieux	1991, 1992
Evgeni Malkin	2009

MAURICE "ROCKET" RICHARD TROPHY

Sidney Crosby	2010
----------------------	-------------

50 GOAL CLUB

Pierre Larouche	1975-76
Jean Pronovost	1975-76
Rick Kehoe	1980-81
Mike Bullard	1983-84
Mario Lemieux	1986-87, 1987-88, 1988-89, 1992-93, 1995-96, 1996-97
Kevin Stevens	1991-92, 1992-93
Jaromir Jagr	1995-96, 2000-01
Sidney Crosby	2009-10
Evgeni Malkin	2011-12

100 POINT CLUB

Pierre Larouche	1975-76
Jean Pronovost	1975-76
Mario Lemieux	1984-85, 1985-86, 1986-87, 1987-88, 1988-89, 1989-90, 1991-92, 1992-93, 1995-96, 1996-97
Rob Brown	1988-89
Paul Coffey	1988-89, 1989-90
Mark Recchi	1990-91
Kevin Stevens	1991-92, 1992-93
Rick Tocchet	1992-93
Ron Francis	1992-93, 1995-96
Jaromir Jagr	1995-96, 1997-98, 1998-99, 2000-01
Sidney Crosby	2005-06, 2006-07, 2008-09, 2009-10, 2013-14
Evgeni Malkin	2007-08, 2008-09, 2011-12

ART ROSS TROPHY

Mario Lemieux	1988, 1989, 1992, 1993, 1996, 1997
Jaromir Jagr	1995, 1998, 1999, 2000, 2001
Sidney Crosby	2007, 2014
Evgeni Malkin	2009, 2012

HART MEMORIAL TROPHY

Mario Lemieux	1988, 1993, 1996
Jaromir Jagr	1999
Sidney Crosby	2007, 2013
Evgeni Malkin	2012

CALDER MEMORIAL TROPHY

Mario Lemieux 1985

Evgeni Malkin 2007**JAMES NORRIS TROPHY**

Randy Carlyle 1981

FRANK J. SELKE TROPHY

Ron Francis 1995

BILL MASTERTON MEMORIAL TROPHY

Lowell MacDonald 1973

Mario Lemieux 1993

TED LINDSAY/LESTER B. PEARSON AWARD

Mario Lemieux 1986, 1988, 1993, 1996

Jaromir Jagr 1999, 2000

Sidney Crosby 2007, 2013, 2014**Evgeni Malkin 2012****JACK ADAMS AWARD**

Dan Bylsma 2011

MARK MESSIER LEADERSHIP AWARD**Sidney Crosby 2010****DODGE PERFORMER OF THE YEAR**

Mario Lemieux 1988, 1989

DODGE PERFORMANCE OF THE YEAR

Mario Lemieux 1988

DODGE RAM TOUGH AWARD

Mario Lemieux 1989

PRO SET NHL PLAYER OF THE YEAR

Mario Lemieux 1992

NHL PLUS/MINUS AWARD

Mario Lemieux 1993

Ron Francis 1995

Pascal Dupuis 2013**GENERAL MANAGER OF THE YEAR AWARD**

Ray Shero 2013

NHL FIRST-TEAM ALL-STAR

Randy Carlyle - D 1981

Mario Lemieux - C 1988, 1989, 1993, 1996, 1997

Paul Coffey - D 1989

Kevin Stevens - LW 1992

Jaromir Jagr - RW 1995, 1996, 1998, 1999, 2000, 2001

Sidney Crosby - C 2007, 2013, 2014**Evgeni Malkin - C 2008, 2009, 2012**

James Neal - RW 2012

Chris Kunitz - LW 2013**NHL SECOND-TEAM ALL-STAR**

Mario Lemieux - C 1986, 1987, 1992, 2001

Paul Coffey - D 1990

Kevin Stevens - LW 1991, 1993

Tom Barrasso - G 1993

Larry Murphy - D 1993, 1995

Jaromir Jagr - RW 1997

Sidney Crosby - C 2010, 2015**Kris Letang - D 2013****NHL ALL-ROOKIE TEAM**

Mario Lemieux - C 1985

Warren Young - LW 1985

Zarley Zalapski - D 1989

Jaromir Jagr - RW 1991

Patrick Lalime - G 1997

Sebastien Caron - G 2003

Ryan Malone - LW 2004

Sidney Crosby - C 2006**Evgeni Malkin - C 2007**

Jordan Staal - C 2007

ALL-STAR GAME

SEASON	SITE	TEAM	PLAYER	G/MP	A	PTS/GA
2014-15	Columbus	Foligno	Marc-Andre Fleury	20	--	7
			Sidney Crosby\$	--	--	--
			Evgeni Malkin\$	--	--	--
2013-14	No Game Played					
2012-13	No Game Played					
2011-12	Ottawa	Chara	Evgeni Malkin	1	1	2
			Alfredsson	0	1	1
			Alfredsson	0	1	1
2010-11	Carolina	Staal	Kris Letang	2	0	2
			Marc-Andre Fleury*	20	--	4
			Sidney Crosby*\$	--	--	--
			Evgeni Malkin*\$	--	--	--
2009-10	No Game Played					
2008-09	Montreal	Eastern Conference	Sidney Crosby*\$	--	--	--
			Evgeni Malkin*	1	0	1
2007-08	Atlanta	Eastern Conference	Sidney Crosby*\$	--	--	--
			Evgeni Malkin#	0	2	2
			Sergei Gonchar	0	0	0
2006-07	Dallas	Eastern Conference	Sidney Crosby*	0	0	0
2005-06	No Game Played					
2004-05	No Game Played					
2003-04	Minnesota	Eastern Conference	No Penguins Selected			
2002-03	Sunrise, FL	Eastern Conference	Alexei Kovalev	0	0	0
			Mario Lemieux\$	--	--	--
2001-02	Los Angeles	North America	Mario Lemieux	1	0	1
2000-01	Denver	World	Jaromir Jagr*\$	--	--	--
			Alexei Kovalev	1	1	2
			Mario Lemieux	1	1	2
1999-00	Toronto	World	Jaromir Jagr*	1	0	1
1998-99	Tampa Bay	World	Jaromir Jagr*	0	1	1
			Martin Straka	0	0	0
1997-98	Vancouver	World	Jaromir Jagr	1	0	1
1996-97	San Jose	Eastern Conference	Mario Lemieux*	2	1	3
			Kevin Hatcher	0	0	0
			Jaromir Jagr*\$	--	--	--
1995-96	Boston	Eastern Conference	Mario Lemieux*	0	2	2
			Jaromir Jagr*	1	0	1
			Ron Francis	0	1	1
1994-95	No Game Played					

* - Voted to starting lineup \$ - Missed game due to injury & - Named to replace Lemieux # - Named to replace Crosby

SEASON	SITE	TEAM	PLAYER	G/MP	A	PTS/GA
1993-94	New York (MSG)	Eastern Conference	Jaromir Jagr\$	--	--	--
		Eastern Conference	Larry Murphy	0	0	0
		Eastern Conference	Joe Mullen	1	1	2
1992-93	Montreal	Wales Conference	Mario Lemieux*\$	--	--	--
		Wales Conference	Kevin Stevens*	1	2	3
		Wales Conference	Jaromir Jagr*	1	1	2
		Wales Conference	Rick Tocchet&	2	0	2
1991-92	Philadelphia	Wales Conference	Mario Lemieux*	0	1	1
		Wales Conference	Paul Coffey*	0	0	0
		Wales Conference	Kevin Stevens*	1	0	1
		Wales Conference	Jaromir Jagr*	0	1	1
		Wales Conference	Bryan Trottier	1	0	1
1990-91	Chicago	Wales Conference	Paul Coffey*	0	0	0
		Wales Conference	John Cullen	0	1	1
		Wales Conference	Mark Recchi	0	0	0
		Wales Conference	Kevin Stevens	1	0	1
1989-90	Pittsburgh	Wales Conference	Paul Coffey	0	2	2
		Wales Conference	Mario Lemieux* (MVP)	4	0	4
1988-89	Edmonton	Wales Conference	Rob Brown	0	0	0
		Wales Conference	Paul Coffey*	0	0	0
		Wales Conference	Mario Lemieux*	1	1	2
1987-88	St. Louis	Wales Conference	Paul Coffey*	0	0	0
		Wales Conference	Mario Lemieux* (MVP)	3	3	6
1986-87	Quebec (2 gms)	NHL ALL-STARS	Mario Lemieux*	0	3	3
1985-86	Hartford	Wales Conference	Mario Lemieux*	0	0	0
1984-85	Calgary	Wales Conference	Mario Lemieux* (MVP)	2	1	3
1983-84	New Jersey	Wales Conference	Mike Bullard	0	0	0
1982-83	New York (LI)	Wales Conference	Rick Kehoe	0	0	0
1981-82	Washington	Wales Conference	Randy Carlyle	0	1	1
		Wales Conference	Michel Dion	30	--	2
1980-81	Los Angeles	Wales Conference	Randy Carlyle	0	0	0
		Wales Conference	Rick Kehoe	0	1	1
1979-80	Detroit	Wales Conference	Ron Stackhouse	1	0	1
1978-79	New York (MSG)	NHL ALL-STARS	No Penguins Selected			
1977-78	Buffalo	Wales Conference	Jean Pronovost	0	0	0
1976-77	Vancouver	Wales Conference	Jean Pronovost	0	0	0
1975-76	Philadelphia	Wales Conference	Dave Burrows	0	0	0
		Wales Conference	Pierre Larouche	0	0	0
		Wales Conference	Jean Pronovost	0	0	0
1974-75	Montreal	Wales Conference	Syl Apps (MVP)	2	0	2
		Wales Conference	Jean Pronovost	0	0	0

* - Voted to starting lineup \$ - Missed game due to injury & - Named to replace Lemieux # - Named to replace Crosby

SEASON	SITE	TEAM	PLAYER	G/MP	A	PTS/GA
1973-74	Chicago	Western Conference	Dave Burrows	0	0	0
		Western Conference	Lowell MacDonald	1	1	2
		Western Conference	Al McDonough	1	0	1
1972-73	New York (MSG)	Western Conference	Lowell MacDonald	0	1	1
		Western Conference	Greg Polis (MVP)	2	0	2
1971-72	Bloomington, MN	Western Conference	Greg Polis	0	0	0
1970-71	Boston	Western Conference	Greg Polis	0	0	0
1969-70	St. Louis	Western Conference	Dean Prentice	1	0	1
		Western Conference	Bob Woytowich	0	1	1
1968-69	Montreal	Western Conference	Ken Schinkel	0	0	0
1967-68	Toronto	NHL ALL-STARS	Ken Schinkel	0	0	0

* - Voted to starting lineup \$ - Missed game due to injury & - Named to replace Lemieux # - Named to replace Crosby

ATTENDANCE

REGULAR SEASON

YEAR	ATTENDANCE	# of DATES	AVG. ATTENDANCE	SELLOUTS	CAPACITY
1967-68	274,049	37	7,407	0	12,580
1968-69	228,285	38	6,008	0	12,580
1969-70	265,936	38	6,998	0	12,580
1970-71	377,182	39	9,671	3	12,580
1971-72	375,711	39	9,634	5	12,580
1972-73	436,601	39	11,195	7	12,866
1973-74	396,197	39	10,159	4	13,431
1974-75	448,977	40	11,224	11	13,404
1975-76	458,198	40	11,455	0	16,402
1976-77	401,580	40	10,040	1	16,404
1977-78	421,933	40	10,548	2	16,033
1978-79	457,209	40	11,430	3	16,033
1979-80	426,156	40	10,653	2	16,033
1980-81	413,407	40	10,335	0	16,033
1981-82	451,965	40	11,299	5	16,033
1982-83	336,300	40	8,408	1	16,033
1983-84	273,550	40	6,839	0	16,033
1984-85	400,711	40	10,018	4	16,033
1985-86	503,020	40	12,576	13	16,033
1986-87	598,614	40	14,965	26	16,033
1987-88	606,638	40	15,166	26	16,168
1988-89	629,345	40	15,734	34	16,025
1989-90	640,700	40	16,018	34	#16,015
1990-91	637,072	40	15,927	28	16,164
1991-92	639,736	40	15,993	32	16,164
1992-93	660,290	41	16,105	30	16,164
1993-94	685,589	41	16,714	11	17,537
1994-95	386,599	24	16,108	9	17,181
1995-96	665,790	41	16,239	20	17,181
1996-97	684,346	41	16,691	21	17,181
1997-98	617,815	41	15,069	7	16,958
1998-99	607,822	41	14,825	5	16,958
1999-00	636,199	41	15,517	13	16,958

* Club Record

Capacity increased to 16,236 after home game #25

REGULAR SEASON

YEAR	ATTENDANCE	# of DATES	AVG. ATTENDANCE	SELLOUTS	CAPACITY
2000-01	655,926	40	16,398	26	16,958
2001-02	641,641	41	15,650	18	16,958
2002-03	604,970	41	14,755	8	16,958
2003-04	486,961	41	11,877	1	16,940
2005-06	647,975	41	15,804	12	16,940
2006-07	673,422	41	16,424	30	16,940
2007-08	700,193	41	17,078	*41	16,940
2008-09	682,298	40	17,058	40	16,940
2009-10	700,211	41	17,078	*41	16,940
2010-11	729,628	40	18,241	40	18,087
2011-12	761,224	41	18,567	*41	18,387
2012-13	447,560	24	*18,648	24	18,387
2013-14	*763,334	41	18,618	*41	18,387
2014-15	763,319	41	18,618	*41	18,387

* Club Record

Capacity increased to 16,236 after home game #25

PLAYOFFS

YEAR	ATTENDANCE	# of DATES	AVG. ATTENDANCE	SELLOUTS
1969-70	53,592	5	10,718	2
1971-72	25,515	2	12,758	1
1974-75	66,833	5	13,367	4
1975-76	13,626	1	13,626	0
1976-77	25,967	2	12,984	0
1978-79	45,702	3	15,234	2
1979-80	26,901	2	13,451	0
1980-81	26,688	2	13,344	0
1981-82	25,457	2	12,729	0
1988-89	96,150	6	16,025	6
1990-91	*210,132	*13	16,164	*13
1991-92	161,640	10	16,164	10
1992-93	129,312	8	16,164	8
1993-94	46,412	3	15,471	0
1994-95	114,894	7	16,413	2
1995-96	171,597	10	17,159	9
1996-97	34,710	2	17,355	2
1997-98	48,437	3	16,146	1
1998-99	99,787	6	16,631	4
1999-00	84,924	5	16,984	4
2000-01	137,184	8	17,148	8
2006-07	34,264	2	17,132	2
2007-08	188,452	11	17,132	11
2008-09	188,452	11	17,132	11
2009-10	119,924	7	17,132	7
2010-11	73,939	4	18,485	4
2011-12	55,819	3	18,606	3
2012-13	149,041	8	18,630	8
2013-14	130,411	7	18,630	7
2014-15	37,264	2	*18,632	2

* Club Record

TRAINING CAMP

SITES AND RECORDS BY YEAR

YEAR	SITE	PRESEASON RECORD	YEAR	SITE	PRESEASON RECORD
1967-68	Brantford, Ont.	4-1-1	2000-01	Canonsburg/Wilkes-Barre, PA	3-4-0-0
1968-69	Brantford, Ont.	1-5-2	2001-02	Canonsburg/Wilkes-Barre, PA	1-2-3-0
1969-70	Brantford, Ont.	4-1-2	2002-03	Canonsburg/Wilkes-Barre, PA	2-4-1-0
1970-71	Brantford, Ont.	4-3-2	2003-04	Canonsburg, PA	2-4-1-0
1971-72	Brantford, Ont.	3-2-3	2005-06	Pittsburgh/Wilkes-Barre, PA	2-6-2
1972-73	Brantford, Ont.	5-4-1	2006-07	Pittsburgh, PA/Moncton, New Brunswick	2-2-3
1973-74	Brantford, Ont.	4-2-3	2007-08	Pittsburgh, PA	1-3-2
1974-75	Brantford, Ont.	5-4-0	2008-09	Pittsburgh, PA	4-0-1
1975-76	Pittsburgh, PA	2-3-3	2009-10	Pittsburgh, PA	1-4-1
1976-77	Pittsburgh, PA	7-3-0	2010-11	Pittsburgh, PA	5-1-0
1977-78	Pittsburgh, PA	4-3-0	2011-12	Pittsburgh, PA	5-1-0
1978-79	Pittsburgh, PA	3-5-0	2012-13	Pittsburgh, PA	---
1979-80	Pittsburgh, PA	3-4-1	2013-14	Pittsburgh, PA/West Point, NY	3-2-1
1980-81	Pittsburgh, PA	1-3-2	2014-15	Pittsburgh, PA	3-3-0
1981-82	Erie/Johnstown, PA	4-1-2			
1982-83	Johnstown, PA	1-3-3			
1983-84	Johnstown, PA	3-4-1			
1984-85	Pittsburgh, PA	2-4-0			
1985-86	Pittsburgh, PA	1-5-0			
1986-87	Pittsburgh, PA	2-6-0			
1987-88	Pittsburgh, PA	5-1-2			
1988-89	Pittsburgh, PA	6-3-0			
1989-90	Pittsburgh, PA	4-5-1			
1990-91	Pittsburgh, PA	7-2-0			
1991-92	Pittsburgh, PA/Denver, CO	4-3-2			
1992-93	Pittsburgh, PA	3-5-1			
1993-94	Pittsburgh, PA	5-4-0			
1994-95	Pittsburgh, PA	3-5-1			
1995-96	Canonsburg, PA	3-5-1			
1996-97	Canonsburg, PA	2-6-1			
1997-98	Canonsburg, PA	4-4-0			
1998-99	Canonsburg, PA	4-2-3			
1999-00	Canonsburg, PA	2-3-0-1			

TEAM AWARDS

MICHEL BRIERE MEMORIAL TROPHY - ROOKIE OF THE YEAR

The Michel Briere Memorial Trophy is awarded to the Penguins player judged to be the best rookie on the team. The trophy is presented in memory of the late Michel Briere, who was an outstanding forward in his only season with the Penguins in 1969-70.

1967-68	Les Binkley	1983-84	Roberto Romano	1999-00	Jean-Sebastien Aubin
1968-69	Jean Pronovost	1984-85	Mario Lemieux	2000-01	No Winner
1969-70	Michel Briere	1985-86	Jim Johnson	2001-02	Johan Hedberg
1970-71	Greg Polis	1986-87	No Winner	2002-03	No Winner
1971-72	Dave Burrows	1987-88	Rob Brown	2003-04	Ryan Malone
1972-73	No Winner	1988-89	Zarley Zalapski	2005-06	Sidney Crosby
1973-74	Ron Lalonde	1989-90	Mark Recchi	2006-07	Evgeni Malkin & Jordan Staal
1974-75	Pierre Larouche	1990-91	Jaromir Jagr	2007-08	Kris Letang
1975-76	No Winner	1991-92	Jim Paek	2008-09	No Winner
1976-77	Greg Malone	1992-93	Shawn McEachern	2009-10	No Winner
1977-78	Peter Lee	1993-94	No Winner	2010-11	Mark Letestu
1978-79	Greg Millen & Rod Schutt	1994-95	No Winner	2011-12	No Winner
1979-80	Paul Marshall	1995-96	No Winner	2012-13	Simon Despres
1980-81	Mark Johnson	1996-97	Patrick Lalime	2013-14	Olli Maatta
1981-82	Mike Bullard	1997-98	Peter Skudra	2014-15	Derrick Pouliot
1982-83	Dave Hannan	1998-99	Jan Hrdina		

PLAYERS' PLAYER AWARD

The players hold a vote at the end of the season for the player they feel exemplifies leadership for the team both on and off of the ice, and who is dedicated to teamwork.

1967-68	No Award	1982-83	Pat Boutette	1998-99	Jaromir Jagr & Martin Straka
1968-69	Val Fonteyne	1983-84	Denis Herron	1999-00	Martin Straka
1969-70	Jean Pronovost & Dean Prentice	1984-85	Warren Young	2000-01	Martin Straka
1970-71	Jean Pronovost	1985-86	Terry Ruskowski	2001-02	Alexei Kovalev & Ian Moran
1971-72	Jean Pronovost	1986-87	Dan Quinn & Terry Ruskowski	2002-03	No Winner Announced
1972-73	Lowell MacDonald	1987-88	Mario Lemieux	2003-04	Kelly Buchberger
1973-74	Jean Pronovost	1988-89	Randy Hillier	2005-06	John LeClair
1974-75	Ron Schock	1989-90	Randy Hillier	2006-07	Mark Recchi
1975-76	Jean Pronovost	1990-91	Mark Recchi	2007-08	Ryan Malone
1976-77	Denis Herron	1991-92	Joe Mullen	2008-09	Eric Godard
1977-78	Denis Herron	1992-93	Mario Lemieux	2009-10	Jordan Staal
1978-79	Greg Malone	1993-94	Ron Francis	2010-11	Brooks Orpik
1979-80	Rick Kehoe	1994-95	Ron Francis	2011-12	Brooks Orpik
1980-81	Rick Kehoe	1995-96	Ron Francis	2012-13	Brooks Orpik
1981-82	Mike Bullard	1996-97	Joe Mullen	2013-14	Brooks Orpik
		1997-98	Ron Francis	2014-15	Marc-Andre Fleury

BAZ BASTIEN MEMORIAL AWARD - GOOD GUY AWARD

The Good Guy Award is presented by the Pittsburgh chapter of the Professional Hockey Writers Association to the player who the local media want to acknowledge for his cooperation throughout the year. The award is presented in the memory of the late Aldege "Baz" Bastien, Penguins general manager from 1976-83.

1983-84	Gary Rissling	1994-95	Larry Murphy	2006-07	Pittsburgh Penguins team
1984-85	Gary Rissling	1995-96	Petr Nedved	2007-08	Ryan Whitney
1985-86	Terry Ruskowski	1996-97	Ken Wregget	2008-09	Sidney Crosby & Brooks Orpik
1986-87	Dan Frawley	1997-98	Ron Francis	2009-10	Sidney Crosby & Marc-Andre Fleury
1987-88	Randy Cunneynworth	1998-99	Jiri Slegr	2010-11	Mike Rupp
1988-89	Jim Johnson	1999-00	Rob Brown	2011-12	Marc-Andre Fleury & Pascal Dupuis
1989-90	Troy Loney	2000-01	Alexei Kovalev	2012-13	Matt Niskanen
1990-91	Phil Bourque	2001-02	Johan Hedberg	2013-14	Matt Niskanen
1991-92	Larry Murphy	2002-03	Steve McKenna	2014-15	No Winner
1992-93	Kevin Stevens	2003-04	Brooks Orpik		
1993-94	Joe Mullen	2005-06	Sidney Crosby		

DEFENSIVE PLAYER OF THE YEAR

The award honors the defensive skills of an individual player on the team.

2008-09	Jordan Staal	2011-12	Brooks Orpik & Marc-Andre Fleury	2013-14	Matt Niskanen
2009-10	Brooks Orpik			2014-15	Kris Letang
2010-11	Brooks Orpik	2012-13	Paul Martin		

BOB JOHNSON MEMORIAL BADGER BOB AWARD

Presented in the memory of the Penguins' late head coach. The "Badger Bob" Award is presented to the player who, through his performance on the ice, his character and total dedication to his teammates for the success of the team, shows that every day is "A Great Day For Hockey."

1994-95	Ron Francis & Joe Mullen	1998-99	Martin Straka	2001-02	Ian Moran
1995-96	Jaromir Jagr	1999-00	Jiri Slegr	2002-15	No Winner Announced
1996-97	Joe Mullen	2000-01	Martin Straka & Darius Kasparaitis		
1997-98	Ron Francis				

THE EDWARD J. DEBARTOLO COMMUNITY SERVICE AWARD

The award recognizes the players who have donated a considerable amount of time during the season to community and charity projects.

1991-92	Troy Loney & Phil Bourque	2000-01	Bob Boughner	2007-08	Georges Laraque
1992-93	Jim Paek & Shawn McEachern	2001-02	Andrew Ference	2008-09	Eric Godard
1993-94	Ken Wregget & Tom Barrasso	2002-03	Johan Hedberg & Steve McKenna	2009-10	Sidney Crosby
1994-95	Ron Francis & Bryan Trottier	2003-04	Steve McKenna & Rico Fata	2010-11	Max Talbot & Mike Rupp
1995-96	Dave Roche	2005-06	Ryan Malone, Marc-Andre Fleury, Colby Armstrong & Ryan Whitney	2011-12	Evgeni Malkin
1996-97	Joe Dziedzic & Chris Tamer	2006-07	Mark Recchi	2012-13	Matt Cooke
1997-98	Chris Tamer & Tyler Wright			2013-14	Marc-Andre Fleury
1998-99	Rob Brown & Tyler Wright			2014-15	Paul Martin
1999-00	Matthew Barnaby & Ian Moran				

A.T. CAGGIANO MEMORIAL BOOSTER CLUB AWARD

Presented in the memory of longtime Penguins locker room attendant Anthony "A.T." Caggiano. Booster Club Members vote for the three stars after every home game and tally their votes at the end of the regular season to determine the winner.

1974-75	Vic Hadfield	1989-90	Mario Lemieux	2005-06	Sidney Crosby
1975-76	Dave Burrows	1990-91	Mark Recchi	2006-07	Sidney Crosby
1976-77	Dunc Wilson	1991-92	Mario Lemieux	2007-08	Evgeni Malkin
1977-78	Denis Herron	1992-93	Mario Lemieux	2008-09	Evgeni Malkin
1978-79	Randy Carlyle	1993-94	Ron Francis	2009-10	Sidney Crosby
1979-80	George Ferguson	1994-95	Jaromir Jagr	2010-11	Marc-Andre Fleury
1980-81	Randy Carlyle	1995-96	Mario Lemieux	2011-12	Evgeni Malkin
1981-82	Michel Dion	1996-97	Mario Lemieux	2012-13	Sidney Crosby and Marc-Andre Fleury
1982-83	Michel Dion	1997-98	Jaromir Jagr	2013-14	Sidney Crosby and Marc-Andre Fleury
1983-84	Mike Bullard	1998-99	Jaromir Jagr	2014-15	Marc-Andre Fleury
1984-85	Mario Lemieux	1999-00	Jean-Sebastien Aubin		
1985-86	Mario Lemieux	2000-01	Alexei Kovalev		
1986-87	Mario Lemieux	2001-02	Alexei Kovalev		
1987-88	Mario Lemieux	2002-03	Mario Lemieux		
1988-89	Mario Lemieux	2003-04	Ryan Malone		

MASTERTON NOMINEE — COMEBACK PLAYER

The Pittsburgh chapter of the Professional Hockey Writers Association votes for the Penguins' Masterton nominee. Each NHL team selects a Masterton candidate from which the overall winner is chosen. The Masterton candidate is nominated as the player who best exemplifies the qualities of perseverance, sportsmanship and dedication to hockey.

1982-83	Greg Malone	1993-94	Kevin Stevens	2005-06	John LeClair
1983-84	Denis Herron	1994-95	John Cullen	2006-07	Alain Nasreddine
1984-85	Gary Rissling & Warren Young	1995-96	Ron Francis	2007-08	Ty Conklin
1985-86	Terry Ruskowski	1996-97	Joe Mullen	2008-09	Mark Eaton
1986-87	Randy Cunneyworth	1997-98	Rob Brown	2009-10	Bill Guerin
1987-88	Randy Hillier	1998-99	Darius Kasparaitis	2010-11	Deryk Engelland
1988-89	Phil Bourque	1999-00	Darius Kasparaitis	2011-12	Matt Cooke
1989-90	Mario Lemieux	2000-01	Ian Moran	2012-13	Sidney Crosby
1990-91	Mario Lemieux	2001-02	Stephane Richer	2013-14	Kris Letang
1991-92	Joe Mullen	2002-03	Martin Straka	2014-15	Kris Letang
1992-93	Mario Lemieux	2003-04	Landon Wilson		

MOST VALUABLE PLAYER AWARD

Based on the overall contribution the player makes to the team.

1967-68	Les Binkley	1982-83	Doug Shedden	1999-00	Jaromir Jagr
1968-69	Keith McCreary	1983-84	Mike Bullard	2000-01	Mario Lemieux
1969-70	Jean Pronovost	1984-85	Mario Lemieux	2001-02	Alexei Kovalev
1970-71	Ron Schock	1985-86	Mario Lemieux	2002-03	Mario Lemieux
1971-72	Jean Pronovost	1986-87	Mario Lemieux	2003-04	Dick Tarnstrom
1972-73	Dave Burrows	1987-88	Mario Lemieux	2005-06	Sidney Crosby
1973-74	Syl Apps, Dave Burrows, Jean Pronovost & Lowell MacDonald	1988-89	Mario Lemieux	2006-07	Sidney Crosby
1974-75	Ron Schock & Ron Stackhouse	1989-90	Mario Lemieux	2007-08	Evgeni Malkin
1975-76	Pierre Larouche	1990-91	Mark Recchi	2008-09	Evgeni Malkin
1976-77	Dunc Wilson	1991-92	Mario Lemieux	2009-10	Sidney Crosby
1977-78	Pete Mahovlich	1992-93	Mario Lemieux	2010-11	Marc-Andre Fleury
1978-79	Ron Stackhouse & Orest Kindrachuk	1993-94	Ron Francis	2011-12	Evgeni Malkin
1979-80	George Ferguson	1994-95	Jaromir Jagr	2012-13	Sidney Crosby
1980-81	Randy Carlyle	1995-96	Mario Lemieux	2013-14	Sidney Crosby
1981-82	Michel Dion	1996-97	Mario Lemieux	2014-15	Marc-Andre Fleury
		1997-98	Ron Francis & Jaromir Jagr		
		1998-99	Jaromir Jagr		

1967-68

HIGHLIGHTS

- Andy Bathgate scores the first franchise goal against Rogie Vachon and Montreal on Oct. 11.
- Pittsburgh records the first victory in franchise history on Oct. 13, 3-1 at St. Louis.
- The Penguins record their first home win, 4-2, over Chicago on Oct. 21. They also become the first expansion team to defeat one of the "Original Six."
- Les Binkley records Pittsburgh's first shutout, 1-0, on Nov. 4 at Oakland.
- Ken Schinkel represents the Penguins at the NHL All-Star Game in Toronto.

TRANSACTIONS

June 6, 1967 - Obtained Paul Andrea, Dunc McCallum and George Konik from the New York Rangers for Larry Jeffrey.

Feb. 27, 1968 - Obtained Wayne Hicks from Philadelphia for Art Stratton.

GOALTENDERS

GOALIE	W-L-T	GP	MP	GA	SO	GAA
Les Binkley	20-24-10	54	3141	151	6	2.88
Hank Bassen	7-10-3	25	1299	62	1	2.86
TOTALS	27-34-13	74	4440	216	7	2.92

SCORING

PLAYERS	GP	G	A	PTS	PIM
Andy Bathgate	74	20	39	59	55
Ab McDonald	74	22	21	43	38
Art Stratton	70	16	25	41	20
Ken Schinkel	57	14	25	39	19
Earl Ingarfield	50	15	22	37	12
Val Fonteyne	69	6	28	34	0
Gene Ubriaco	65	18	15	33	16
Noel Price	70	6	27	33	48
Paul Andrea	65	11	21	32	2
Billy Dea	73	16	12	28	6
Keith McCreary	70	14	12	26	44
Leo Boivin	73	9	13	22	74
Wayne Hicks	47	6	14	20	8
Bob Dillabough	47	7	12	19	18
Bob Rivard	27	5	12	17	4
Bill Speer	68	3	13	16	44
George Konik	52	7	8	15	26
Al MacNeil	74	2	10	12	58
Dunc McCallum	32	0	2	2	36
Dick Mattiussi	32	0	2	2	18
Mel Pearson	2	0	1	1	0
Ted Lanyon	5	0	0	0	4
Hank Bassen	25	0	0	0	8
Les Binkley	54	0	0	0	0

GAMES

DATE	RESULT	SCORE	OPPONENT	DATE	RESULT	SCORE	OPPONENT
Oct. 11	L	1-2	MONTREAL	Jan. 18	L	2-3	Los Angeles
Oct. 13	W	3-1	St. Louis	Jan. 20	W	8-5	DETROIT
Oct. 14	L	2-4	ST. LOUIS	Jan. 21	L	3-4	Minnesota
Oct. 18	T	3-3	MINNESOTA	Jan. 27	L	3-5	LOS ANGELES
Oct. 19	L	0-1	Philadelphia	Jan. 28	W	1-0	Boston
Oct. 21	W	4-2	CHICAGO	Jan. 31	L	4-9	St. Louis
Oct. 22	L	4-6	New York	Feb. 1	W	2-0	ST. LOUIS
Oct. 25	W	4-1	OAKLAND	Feb. 3	T	3-3	TORONTO
Oct. 28	L	3-5	LOS ANGELES	Feb. 7	W	4-1	Oakland
Oct. 29	L	2-4	Boston	Feb. 8	L	1-3	Los Angeles
Nov. 1	W	4-1	Minnesota	Feb. 10	T	2-2	NEW YORK
Nov. 4	W	1-0	Oakland	Feb. 14	W	6-3	MINNESOTA
Nov. 8	T	1-1	PHILADELPHIA	Feb. 16	L	1-3	ST. LOUIS
Nov. 9	L	1-5	Detroit	Feb. 17	L	3-4	Montreal
Nov. 11	L	1-5	ST. LOUIS	Feb. 21	T	1-1	PHILADELPHIA
Nov. 15	W	5-0	PHILADELPHIA	Feb. 24	L	1-3	OAKLAND
Nov. 18	W	5-3	St. Louis	Feb. 25	W	2-1	Philadelphia
Nov. 22	W	4-1	BOSTON	Feb. 27	L	3-5	BOSTON
Nov. 24	L	3-5	Los Angeles	Mar. 2	T	6-6	OAKLAND
Nov. 25	T	2-2	Oakland	Mar. 6	L	2-4	St. Louis
Nov. 29	W	6-1	OAKLAND	Mar. 7	T	2-2	Minnesota
Dec. 2	L	1-4	NEW YORK	Mar. 9	W	3-1	LOS ANGELES
Dec. 3	L	1-6	Detroit	Mar. 13	L	3-4	Chicago
Dec. 6	L	2-7	Chicago	Mar. 16	L	4-6	Montreal
Dec. 9	W	3-2	Minnesota	Mar. 17	L	0-3	New York
Dec. 10	L	4-7	MINNESOTA	Mar. 20	W	4-2	ST. LOUIS
Dec. 13	W	2-1	Toronto	Mar. 23	L	0-3	Minnesota
Dec. 16	T	1-1	CHICAGO	Mar. 24	T	4-4	MINNESOTA
Dec. 17	L	1-2	Philadelphia	Mar. 26	W	2-1	Los Angeles
Dec. 21	L	1-4	Los Angeles	Mar. 27	W	7-4	Oakland
Dec. 23	W	4-0	MINNESOTA	Mar. 30	W	2-0	Philadelphia
Dec. 25	W	4-3	LOS ANGELES	Mar. 31	W	5-1	PHILADELPHIA
Dec. 27	T	0-0	OAKLAND				
Dec. 29	L	1-2	St. Louis				
Dec. 30	L	2-5	DETROIT				
Jan. 4	W	4-3	LOS ANGELES				
Jan. 6	T	2-2	PHILADELPHIA				
Jan. 7	L	1-3	Philadelphia				
Jan. 10	L	3-4	MONTREAL				
Jan. 12	W	4-3	TORONTO				
Jan. 13	L	0-7	Toronto				
Jan. 17	T	1-1	Oakland				

Home games in all CAPS

27-34-13, 5TH, WESTERN DIVISION

1968-69

HIGHLIGHTS

- The Penguins record their first franchise victory in Montreal, 5-2, on Jan. 2.
- Ken Schinkel makes his second appearance in the NHL All-Star Game.
- Keith McCreary scores 25 goals to pace the Penguins.
- The Penguins finish the season with a six-game unbeaten streak (5-0-1).

TRANSACTIONS

June 11, 1968 - Obtained Lou Angotti from St. Louis for Ab McDonald.

Nov. 29, 1968 - Obtained Billy Harris from Oakland for Bob Dillabough.

Jan. 24, 1969 - Obtained Duane Rupp from Minnesota for Leo Boivin.

Jan. 30, 1969 - Obtained George Swarbrick, Bryan Watson and Tracy Pratt from Oakland for Earl Ingarfield, Dick Mattiussi and Gene Ubriaco.

GOALTENDERS

GOALIE	W-L-T	GP	MP	GA	SO	GAA
Joe Daley	10-13-3	29	1615	87	2	3.23
Les Binkley	10-31-8	50	2885	158	0	3.29
Marv Edwards	0-1-0	1	60	3	0	3.00
TOTALS	20-45-11	76	4560	252	2	3.32

SCORING

PLAYERS	GP	G	A	PTS	PIM
Ken Schinkel	76	18	34	52	18
Charlie Burns	76	13	38	51	22
Keith McCreary	70	25	23	48	42
Earl Ingarfield	66	16	30	46	12
Jean Pronovost	76	16	25	41	41
Gene Ubriaco	75	19	18	37	28
Lou Angotti	71	17	20	37	36
Val Fonteyne	74	12	17	29	2
Wally Boyer	62	10	19	29	17
Bob Woytowich	71	9	20	29	62
Leo Boivin	69	6	19	25	42
Billy Harris	73	7	17	24	10
George Swarbrick	69	4	19	23	103
Noel Price	73	2	18	20	61
Bob Dillabough	62	7	12	19	6
Billy Dea	66	10	8	18	4
Dunc McCallum	62	5	13	18	81
Duane Rupp	59	5	11	16	32
Paul Andrea	25	7	6	13	2
Dick Mattiussi	36	1	11	12	30
Bryan Watson	68	2	7	9	132
Bill Speer	34	1	4	5	27
Tracy Pratt	18	0	5	5	34
Ron Snell	4	3	1	4	6
Doug Barrie	8	1	1	2	8
Gary Swain	9	1	1	2	0
John Arbour	17	0	2	2	35
Jean-Guy Lagace	17	0	1	1	14
Bill Lecaine	4	0	0	0	0
Joe Daley	29	0	0	0	2
Les Binkley	50	0	0	0	0
Marv Edwards	1	0	0	0	0

GAMES

DATE	RESULT	SCORE	OPPONENT	DATE	RESULT	SCORE	OPPONENT
Oct. 12	T	1-1	MONTREAL	Jan. 16	L	2-3	Detroit
Oct. 16	T	2-2	Toronto	Jan. 18	L	0-4	Los Angeles
Oct. 17	L	0-3	Philadelphia	Jan. 19	L	3-6	Oakland
Oct. 19	L	1-5	BOSTON	Jan. 23	L	1-3	MINNESOTA
Oct. 23	L	5-8	CHICAGO	Jan. 25	L	0-2	TORONTO
Oct. 26	W	4-2	ST. LOUIS	Jan. 26	L	3-5	Philadelphia
Oct. 30	L	3-7	New York	Jan. 29	L	1-2	ST. LOUIS
Nov. 2	L	2-3	Los Angeles	Feb. 1	T	2-2	PHILADELPHIA
Nov. 3	W	3-1	Oakland	Feb. 2	L	3-7	New York
Nov. 6	L	1-3	ST. LOUIS	Feb. 5	W	3-2	NEW YORK
Nov. 7	L	4-5	Montreal	Feb. 8	L	2-4	LOS ANGELES
Nov. 9	L	0-3	PHILADELPHIA	Feb. 9	L	1-3	Minnesota
Nov. 13	L	5-6	Chicago	Feb. 12	L	0-2	St. Louis
Nov. 14	L	4-6	CHICAGO	Feb. 15	T	4-4	OAKLAND
Nov. 16	L	1-2	NEW YORK	Feb. 16	L	0-4	MONTREAL
Nov. 20	L	2-5	Toronto	Feb. 19	W	3-0	BOSTON
Nov. 21	W	3-1	OAKLAND	Feb. 20	L	0-3	Detroit
Nov. 23	T	2-2	LOS ANGELES	Feb. 22	W	3-2	DETROIT
Nov. 27	T	3-3	TORONTO	Feb. 27	W	4-3	CHICAGO
Nov. 28	W	3-2	Chicago	Mar. 1	T	3-3	Toronto
Nov. 30	W	4-2	Los Angeles	Mar. 2	L	0-4	Boston
Dec. 1	T	4-4	Oakland	Mar. 5	W	4-2	ST. LOUIS
Dec. 4	L	2-7	DETROIT	Mar. 8	L	3-5	NEW YORK
Dec. 7	T	1-1	St. Louis	Mar. 12	L	3-4	New York
Dec. 8	L	1-4	TORONTO	Mar. 15	L	1-3	Los Angeles
Dec. 11	W	4-2	Minnesota	Mar. 16	L	2-7	Oakland
Dec. 14	L	1-2	LOS ANGELES	Mar. 19	L	2-3	BOSTON
Dec. 15	L	3-5	Boston	Mar. 20	L	3-5	Montreal
Dec. 17	L	2-8	Philadelphia	Mar. 22	W	2-1	St. Louis
Dec. 21	L	1-3	MINNESOTA	Mar. 23	W	5-0	MINNESOTA
Dec. 22	L	1-3	Chicago	Mar. 25	W	3-1	Minnesota
Dec. 25	W	6-3	DETROIT	Mar. 26	W	8-4	LOS ANGELES
Dec. 26	L	2-3	St. Louis	Mar. 29	T	3-3	Philadelphia
Dec. 28	L	3-4	OAKLAND	Mar. 30	W	2-1	PHILADELPHIA
Dec. 31	L	3-4	MONTREAL				
Jan. 2	W	5-2	Montreal				
Jan. 4	T	1-1	PHILADELPHIA				
Jan. 5	L	1-2	Detroit				
Jan. 9	W	7-2	MINNESOTA				
Jan. 11	L	2-4	OAKLAND				
Jan. 12	L	4-8	Boston				
Jan. 15	W	3-1	Minnesota				

Home games in all CAPS

20-45-11, 5TH, WESTERN DIVISION

1969-70

HIGHLIGHTS

- Leonard "Red" Kelly is named Penguins coach on July 2.
- Bob Woytowich and Dean Prentice are named to the Western Division All-Star squad.
- Dean Prentice sets a new Penguins mark with 26 goals during the regular season.
- The Penguins sweep the Oakland Seals, 4-0, in the team's first playoff appearance.
- Red Kelly is named *The Hockey News'* "Coach of the Year."

TRANSACTIONS

June 6, 1969 - Obtained Ron Schock and Craig Cameron from St. Louis for Lou Angotti and a first-round choice in the 1971 NHL Draft.

Oct. 28, 1969 - Obtained Mike McMahon from Detroit for Billy Dea.

GOALTENDERS

GOALIE	W-L-T	GP	MP	GA	SO	GAA
Joe Daley	1-5-3	9	528	26	0	2.95
Al Smith	15-20-8	46	2555	129	2	3.03
Les Binkley	10-13-1	27	1477	79	3	3.21
TOTALS	26-38-12	76	4560	238	5	3.13

SCORING

PLAYERS	GP	G	A	PTS	PIM
Dean Prentice	75	26	25	51	14
Ken Schinkel	72	20	25	45	19
Michel Briere	76	12	32	44	20
Jean Pronovost	72	20	21	41	45
Bob Woytowich	68	8	25	33	49
Bryan Hextall	66	12	19	31	87
Ron Schock	76	8	21	29	40
Keith McCreary	60	18	8	26	67
Glen Sather	76	12	14	26	114
Val Fonteyne	68	11	15	26	2
Wally Boyer	72	11	12	23	34
Nick Harbaruk	74	5	17	22	56
Jim Morrison	59	5	15	20	40
Duane Rupp	64	2	14	16	18
Tracy Pratt	65	5	7	12	124
Bob Blackburn	60	4	7	11	51
Bryan Watson	61	1	9	10	189
Mike McMahon	12	1	3	4	19
Rick Kessell	8	1	2	3	2
Ron Snell	3	0	1	1	0
George Swarbrick	12	0	1	1	8
Les Binkley	27	0	1	1	0
Dunc McCallum	14	0	0	0	16
Al Smith	46	0	0	0	20
Bench					4

GAMES

DATE	RESULT	SCORE	OPPONENT	DATE	RESULT	SCORE	OPPONENT
Oct. 11	T	2-2	OAKLAND	Jan. 24	W	4-2	LOS ANGELES
Oct. 15	T	3-3	PHILADELPHIA	Jan. 25	L	1-3	Boston
Oct. 18	T	3-3	BOSTON	Jan. 28	T	4-4	TORONTO
Oct. 19	L	0-4	Boston	Jan. 31	W	2-1	ST. LOUIS
Oct. 21	L	3-4	Oakland	Feb. 1	L	0-6	New York
Oct. 22	L	0-2	Los Angeles	Feb. 4	W	7-5	Minnesota
Oct. 25	W	4-1	Minnesota	Feb. 7	W	3-1	LOS ANGELES
Oct. 29	L	1-3	NEW YORK	Feb. 8	W	6-3	MINNESOTA
Nov. 1	W	6-3	MINNESOTA	Feb. 11	L	1-7	Chicago
Nov. 2	L	3-4	Detroit	Feb. 14	L	0-3	BOSTON
Nov. 5	L	2-4	DETROIT	Feb. 15	W	4-2	Detroit
Nov. 8	L	1-4	CHICAGO	Feb. 17	W	4-2	PHILADELPHIA
Nov. 12	W	3-0	Toronto	Feb. 19	W	6-1	Los Angeles
Nov. 13	L	0-4	St. Louis	Feb. 21	L	3-6	Oakland
Nov. 15	W	3-1	LOS ANGELES	Feb. 25	L	2-3	Montreal
Nov. 19	L	0-4	ST. LOUIS	Feb. 26	W	1-0	LOS ANGELES
Nov. 22	W	5-3	PHILADELPHIA	Feb. 28	W	3-2	OAKLAND
Nov. 23	L	2-3	Chicago	Mar. 4	W	2-1	MONTREAL
Nov. 26	T	4-4	Minnesota	Mar. 5	L	3-5	Detroit
Nov. 29	W	5-3	OAKLAND	Mar. 7	T	2-2	ST. LOUIS
Nov. 30	T	3-3	Philadelphia	Mar. 8	T	0-0	New York
Dec. 3	W	2-1	DETROIT	Mar. 11	T	2-2	Oakland
Dec. 6	L	0-5	Toronto	Mar. 12	L	1-4	Los Angeles
Dec. 7	W	3-2	TORONTO	Mar. 14	L	3-6	Minnesota
Dec. 10	W	2-0	Los Angeles	Mar. 18	L	0-2	NEW YORK
Dec. 12	L	1-4	Oakland	Mar. 19	L	1-3	St. Louis
Dec. 14	L	1-2	Boston	Mar. 21	L	3-5	CHICAGO
Dec. 17	L	2-5	MONTREAL	Mar. 22	L	4-5	Montreal
Dec. 20	L	4-6	BOSTON	Mar. 25	W	2-0	MINNESOTA
Dec. 21	L	0-4	Philadelphia	Mar. 28	W	2-1	Philadelphia
Dec. 26	W	3-2	New York	Mar. 29	T	5-5	ST. LOUIS
Dec. 27	L	0-3	CHICAGO	Apr. 1	W	4-1	PHILADELPHIA
Dec. 31	W	4-2	MONTREAL	Apr. 4	L	1-3	St. Louis
Jan. 3	L	0-6	St. Louis	Apr. 5	L	1-5	MINNESOTA
Jan. 4	T	4-4	TORONTO				
Jan. 7	L	3-5	NEW YORK				
Jan. 8	L	1-3	Montreal				
Jan. 10	L	3-5	DETROIT				
Jan. 14	L	0-5	Chicago				
Jan. 17	L	0-4	Toronto				
Jan. 18	W	6-4	Philadelphia				
Jan. 21	T	3-3	OAKLAND				

| Home games in all CAPS

26-38-12, 2ND, WESTERN DIVISION

1970-71

HIGHLIGHTS

- Penguins post a seven-game home winning streak from Jan. 13 to Feb. 13.
- Greg Polis is named to the Western Division All-Star Team.
- Jean Pronovost records five points (2G-3A) during an 8-2 win against Detroit on Mar. 24.
- The Penguins set a home record with 18 wins, and set a team record with 20 ties during the season.

TRANSACTIONS

Jan. 26, 1971 - Obtained Syl Apps and Sheldon Kannegiesser from the New York Rangers for Glen Sather.

Jan. 31, 1971 - Obtained Jean-Guy Lagace from Buffalo for Terry Bell.

GOALTENDERS

GOALIE	W-L-T	GP	MP	GA	SO	GAA
Les Binkley	11-11-10	34	1870	89	2	2.85
Al Smith	9-22-9	45	2472	128	2	3.10
Cam Newton	1-3-1	5	281	16	0	3.41
Paul Hoganson	0-1-0	2	57	7	0	7.36
TOTALS	21-37-20	78	4680	240	4	3.07

SCORING

PLAYERS	GP	G	A	PTS	PIM
Bryan Hextall	76	16	32	48	133
Jean Pronovost	78	21	24	45	35
Andy Bathgate	76	15	29	44	34
Wally Boyer	68	11	30	41	30
Ron Schock	71	14	26	40	20
Dean Prentice	69	21	17	38	18
Ken Schinkel	50	15	19	34	6
Keith McCreary	59	21	12	33	24
Greg Polis	61	18	15	33	40
Duane Rupp	59	5	28	33	34
Dunc McCallum	77	9	20	29	95
Bob Woytowich	78	4	22	26	30
Nick Harbaruk	73	13	12	25	108
Syl Apps	31	9	16	25	19
Rod Zaine	37	8	5	13	21
Val Fonteyne	70	4	9	13	0
Glen Sather	46	8	3	11	96
Jim Morrison	73	0	10	10	32
Bob Blackburn	64	4	5	9	54
Bryan Watson	43	2	6	8	119
John Stewart	15	2	1	3	9
Robin Burns	10	0	3	3	4
Yvon Labre	21	1	1	2	19
Rick Kessel	6	0	2	2	2
Shel. Kannegiesser	18	0	2	2	29
Steve Cardwell	5	0	1	1	15
Lowell MacDonald	10	0	1	1	0
Paul Hoganson	2	0	0	0	0
Cam Newton	5	0	0	0	4
Les Binkley	34	0	0	0	0
Al Smith	47	0	0	0	41
Bench					6

GAMES

DATE	RESULT	SCORE	OPPONENT	DATE	RESULT	SCORE	OPPONENT
Oct. 10	L	1-2	BUFFALO	Jan. 14	T	2-2	Detroit
Oct. 15	L	2-4	Minnesota	Jan. 16	W	4-3	Vancouver
Oct. 17	T	0-0	PHILADELPHIA	Jan. 20	W	4-2	California
Oct. 18	T	1-1	Buffalo	Jan. 21	L	2-4	Los Angeles
Oct. 21	L	2-4	Los Angeles	Jan. 23	W	4-1	VANCOUVER
Oct. 23	W	3-1	California	Jan. 27	W	3-1	TORONTO
Oct. 25	T	1-1	Vancouver	Jan. 28	L	1-4	Chicago
Oct. 28	W	5-3	LOS ANGELES	Jan. 30	W	3-1	CHICAGO
Oct. 31	L	2-5	CHICAGO	Feb. 3	W	6-1	CALIFORNIA
Nov. 1	L	2-3	Philadelphia	Feb. 5	T	2-2	St. Louis
Nov. 4	W	8-3	VANCOUVER	Feb. 7	L	0-1	Chicago
Nov. 7	T	2-2	BOSTON	Feb. 9	L	1-4	Montreal
Nov. 8	T	3-3	Detroit	Feb. 10	W	5-3	PHILADELPHIA
Nov. 10	L	1-5	LOS ANGELES	Feb. 13	W	5-4	CHICAGO
Nov. 11	T	3-3	New York	Feb. 14	L	4-5	Minnesota
Nov. 14	W	6-1	CALIFORNIA	Feb. 17	L	3-4	Toronto
Nov. 19	L	0-1	ST. LOUIS	Feb. 18	T	6-6	Buffalo
Nov. 21	W	6-1	DETROIT	Feb. 20	L	0-2	NEW YORK
Nov. 22	L	2-4	Boston	Feb. 24	T	5-5	ST. LOUIS
Nov. 24	T	4-4	Toronto	Feb. 27	L	0-4	NEW YORK
Nov. 25	T	4-4	BUFFALO	Feb. 28	L	2-4	Detroit
Nov. 28	L	1-5	Montreal	Mar. 3	W	4-0	MONTREAL
Nov. 29	L	2-6	New York	Mar. 6	L	3-6	BOSTON
Dec. 2	T	3-3	MONTREAL	Mar. 7	T	3-3	CALIFORNIA
Dec. 5	W	3-1	VANCOUVER	Mar. 10	T	2-2	PHILADELPHIA
Dec. 6	L	3-6	Boston	Mar. 13	T	0-0	MINNESOTA
Dec. 8	W	4-0	TORONTO	Mar. 14	L	1-5	MONTREAL
Dec. 9	T	2-2	Minnesota	Mar. 17	L	2-5	California
Dec. 11	L	2-3	St. Louis	Mar. 19	L	4-6	Vancouver
Dec. 12	L	0-1	MINNESOTA	Mar. 20	L	4-8	Los Angeles
Dec. 16	L	2-4	TORONTO	Mar. 24	W	8-2	DETROIT
Dec. 19	W	9-1	DETROIT	Mar. 28	L	1-3	Philadelphia
Dec. 20	L	1-2	Chicago	Mar. 31	L	4-6	BUFFALO
Dec. 23	L	1-6	New York	Apr. 1	T	3-3	Buffalo
Dec. 25	L	4-8	Boston	Apr. 3	L	3-4	St. Louis
Dec. 26	W	4-2	BOSTON	Apr. 4	T	1-1	ST. LOUIS
Dec. 30	T	3-3	Montreal				
Dec. 31	W	4-1	MINNESOTA				
Jan. 2	L	1-3	NEW YORK				
Jan. 6	L	3-4	Philadelphia				
Jan. 9	L	2-5	Toronto				
Jan. 13	W	4-2	LOS ANGELES				

Home games in all CAPS

21-37-20, 6TH, WESTERN DIVISION

1971-72

HIGHLIGHTS

- Red Kelly relinquishes general manager duties, and Jack Riley is named to the post.
- Jim Rutherford posts a seven-game unbeaten streak from Mar. 14 through Apr. 2.
- Syl Apps sets a new team mark with 44 assists, and ties the team record with 59 points during the regular season.
- Jean Pronovost and Greg Polis become the first Penguins to reach the 30-goal mark.
- Pittsburgh returns to the playoffs, but is swept in the first round by Chicago, 4-0.

TRANSACTIONS

Jan. 11, 1972 - Obtained Al McDonough from Los Angeles for Bob Woytowich.

Mar. 4, 1972 - Obtained Eddie Shack from Buffalo for Rene Robert.

GOALTENDERS

GOALIE	W-L-T	GP	MP	GA	SO	GAA
Roy Edwards	2-8-4	15	847	36	0	2.55
Jim Rutherford	17-15-5	40	2160	116	1	3.22
Les Binkley	7-15-5	31	1673	98	0	3.51
TOTALS	26-38-14	78	4680	258	1	3.30

SCORING

PLAYERS	GP	G	A	PTS	PIM
Syl Apps	72	15	44	59	78
Jean Pronovost	68	30	23	53	12
Greg Polis	76	30	19	49	38
Ron Schock	77	17	29	46	22
Ken Schinkel	74	15	30	45	8
Bryan Hextall	78	20	24	44	126
Darryl Edestrand	77	10	23	33	52
Bob Leiter	78	14	17	31	18
Nick Harbaruk	78	12	17	29	46
Duane Rupp	34	4	18	22	32
Bryan Watson	75	3	17	20	212
Val Fonteyne	68	6	13	19	0
Al McDonough	37	7	11	18	8
Rene Robert	49	7	11	18	42
Steve Cardwell	28	7	8	15	18
Eddie Shack	13	5	9	14	12
Dave Burrows	77	2	10	12	48
Tim Horton	44	2	9	11	40
John Stewart	25	2	8	10	23
Keith McCreary	33	4	4	8	22
Joe Norris	35	2	5	7	20
Shel. Kannegiesser	54	2	4	6	47
Bob Woytowich	31	1	4	5	8
Bill Hicke	12	2	0	2	6
Brian McKenzie	6	1	1	2	4
Wally Boyer	1	0	1	1	0
Rick Kessell	3	0	1	1	0
Roy Edwards	15	0	1	1	0
Robin Burns	5	0	0	0	8
Les Binkley	31	0	0	0	2
Jim Rutherford	40	0	0	0	16
Bench					8

GAMES

DATE	RESULT	SCORE	OPPONENT	DATE	RESULT	SCORE	OPPONENT
Oct. 9	W	3-2	PHILADELPHIA	Jan. 13	L	1-7	Montreal
Oct. 10	L	1-2	Buffalo	Jan. 15	W	4-2	PHILADELPHIA
Oct. 13	W	4-1	Los Angeles	Jan. 19	L	1-6	VANCOUVER
Oct. 16	W	2-1	Vancouver	Jan. 22	L	0-1	St. Louis
Oct. 17	W	4-2	California	Jan. 23	T	3-3	MONTREAL
Oct. 20	W	8-1	LOS ANGELES	Jan. 26	L	1-2	ST. LOUIS
Oct. 23	L	2-5	CHICAGO	Jan. 29	L	2-4	CHICAGO
Oct. 24	T	1-1	New York	Jan. 30	L	0-4	Philadelphia
Oct. 27	L	4-6	CALIFORNIA	Feb. 3	W	4-3	St. Louis
Oct. 28	L	0-2	Minnesota	Feb. 5	L	1-8	Los Angeles
Oct. 30	T	1-1	NEW YORK	Feb. 9	W	4-1	Toronto
Oct. 31	L	1-3	Detroit	Feb. 10	W	6-1	LOS ANGELES
Nov. 3	L	3-5	California	Feb. 12	L	3-8	NEW YORK
Nov. 5	L	2-4	Vancouver	Feb. 13	W	6-4	VANCOUVER
Nov. 7	L	1-4	Chicago	Feb. 16	W	4-2	TORONTO
Nov. 9	W	4-1	St. Louis	Feb. 17	W	2-0	Buffalo
Nov. 10	W	3-1	VANCOUVER	Feb. 19	L	2-6	DETROIT
Nov. 13	W	6-4	LOS ANGELES	Feb. 20	L	0-2	Minnesota
Nov. 16	L	1-5	MINNESOTA	Feb. 23	L	0-2	Toronto
Nov. 18	L	3-4	Minnesota	Feb. 26	W	5-2	PHILADELPHIA
Nov. 20	L	2-4	ST. LOUIS	Feb. 27	L	3-5	Montreal
Nov. 21	L	3-7	Chicago	Mar. 2	W	7-4	DETROIT
Nov. 24	L	1-2	TORONTO	Mar. 4	W	4-2	MINNESOTA
Nov. 27	L	1-3	Montreal	Mar. 5	L	3-6	Detroit
Dec. 1	W	4-2	DETROIT	Mar. 8	L	4-5	MONTREAL
Dec. 4	W	4-2	NEW YORK	Mar. 11	W	6-4	BOSTON
Dec. 5	L	3-5	Boston	Mar. 12	T	4-4	Boston
Dec. 8	T	1-1	CALIFORNIA	Mar. 14	W	7-4	Vancouver
Dec. 11	T	3-3	BUFFALO	Mar. 18	T	4-4	Los Angeles
Dec. 12	L	1-6	New York	Mar. 19	T	3-3	California
Dec. 15	L	2-3	Toronto	Mar. 22	L	3-4	BUFFALO
Dec. 18	L	3-4	BOSTON	Mar. 25	W	3-2	MINNESOTA
Dec. 19	T	2-2	Boston	Mar. 26	T	2-2	Buffalo
Dec. 22	L	2-4	New York	Mar. 29	W	5-4	CALIFORNIA
Dec. 25	W	4-2	MONTREAL	Apr. 1	T	4-4	Philadelphia
Dec. 26	L	1-6	Philadelphia	Apr. 2	W	6-2	ST. LOUIS
Dec. 28	L	2-4	TORONTO				
Dec. 31	T	3-3	BUFFALO				
Jan. 5	T	3-3	Chicago				
Jan. 8	L	0-4	CHICAGO				
Jan. 9	L	2-4	Detroit				
Jan. 12	T	2-2	BOSTON				

Home games in all CAPS

26-38-14, 4TH, WESTERN DIVISION

1972-73

HIGHLIGHTS

- The Penguins set the NHL records for fastest five goals (2:07) and the fastest six goals (5:02) on Nov. 22 vs. St. Louis.
- Syl Apps records six points (3G-3A) in a 9-1 win against the NY Islanders on Dec. 13.
- Ken Schinkel is named the third head coach in Penguins history on Jan. 13, one day after retiring as a player.
- Greg Polis is named MVP of the All-Star Game at Madison Square Garden after recording two goals for the Western Division.
- Syl Apps sets the team record with 85 points and 56 assists.
- Al McDonough sets a new team mark with 35 goals.

TRANSACTIONS

Feb. 25, 1973 - Obtained Andy Brown from Detroit for a third-round choice in the 1973 NHL Draft and cash.

GOALTENDERS

GOALIE	W-L-T	GP	MP	GA	SO	GAA
Jim Rutherford	20-22-5	49	2660	129	3	2.91
Denis Herron	6-7-2	18	967	55	2	3.41
Cam Newton	3-4-0	11	533	35	0	3.94
Andy Brown	3-4-2	9	520	41	0	4.73
TOTALS	32-37-9	78	4680	265	5	3.40

SCORING

PLAYERS	GP	G	A	PTS	PIM
Syl Apps	77	29	56	85	18
Al McDonough	78	35	41	76	26
Lowell MacDonald	78	34	41	75	8
Bryan Hextall	78	21	33	54	113
Greg Polis	78	26	23	49	36
Ron Schock	78	13	36	49	23
Eddie Shack	74	25	20	45	84
Jean Pronovost	66	21	22	43	16
Darryl Edestrand	78	15	24	39	88
Dave Burrows	78	3	24	27	42
Nick Harbaruk	78	10	15	25	47
Ken Schinkel	42	11	10	21	16
Duane Rupp	78	7	13	20	62
Jack Lynch	47	1	18	19	40
Bryan Watson	69	1	17	18	179
Rick Kessell	66	1	13	14	0
Jean-Guy Lagace	31	1	5	6	32
Steve Cardwell	20	2	2	4	2
Jim Shires	18	1	2	3	2
Robin Burns	26	0	2	2	20
Jim Wiley	4	0	1	1	0
Cam Newton	11	0	1	1	2
Denis Herron	18	0	1	1	0
Shel. Kannegiesser	3	0	0	0	0
Andy Brown	9	0	0	0	2
Ron Lalonde	11	0	0	0	2
Jim Rutherford	49	0	0	0	0
Bench					6

GAMES

DATE	RESULT	SCORE	OPPONENT	DATE	RESULT	SCORE	OPPONENT
Oct. 7	W	4-2	LOS ANGELES	Jan. 13	W	3-1	LOS ANGELES
Oct. 11	W	5-2	St. Louis	Jan. 14	L	2-3	Detroit
Oct. 14	W	5-2	CALIFORNIA	Jan. 17	L	4-6	Montreal
Oct. 15	L	4-8	Boston	Jan. 18	L	2-5	MONTREAL
Oct. 17	W	5-0	NY Islanders	Jan. 20	W	3-0	BOSTON
Oct. 18	L	3-4	Toronto	Jan. 21	L	3-9	Chicago
Oct. 21	L	2-4	BOSTON	Jan. 24	W	5-2	TORONTO
Oct. 24	W	4-0	Vancouver	Jan. 25	L	3-6	Philadelphia
Oct. 27	L	3-6	California	Jan. 27	L	3-5	PHILADELPHIA
Oct. 28	L	2-5	Los Angeles	Jan. 31	W	4-1	LOS ANGELES
Nov. 1	L	1-7	MONTREAL	Feb. 3	W	2-1	MINNESOTA
Nov. 2	L	2-4	Philadelphia	Feb. 4	L	3-4	Minnesota
Nov. 4	W	6-4	NY RANGERS	Feb. 7	L	2-5	Montreal
Nov. 5	T	1-1	Detroit	Feb. 10	L	3-6	Boston
Nov. 8	W	5-2	PHILADELPHIA	Feb. 14	W	6-2	VANCOUVER
Nov. 11	L	3-4	VANCOUVER	Feb. 17	T	3-3	BUFFALO
Nov. 12	L	0-1	Buffalo	Feb. 18	L	1-4	Buffalo
Nov. 15	W	7-1	MINNESOTA	Feb. 20	W	4-0	NY Islanders
Nov. 18	W	6-1	ATLANTA	Feb. 22	W	2-1	NY ISLANDERS
Nov. 19	W	5-3	NY Rangers	Feb. 24	W	2-0	CHICAGO
Nov. 22	W	10-4	ST. LOUIS	Feb. 25	L	1-2	Buffalo
Nov. 25	T	2-2	NY ISLANDERS	Feb. 28	W	4-2	ST. LOUIS
Nov. 26	L	2-6	Atlanta	Mar. 3	L	1-2	CALIFORNIA
Nov. 29	W	7-4	TORONTO	Mar. 4	L	2-5	MINNESOTA
Dec. 2	W	3-2	CHICAGO	Mar. 7	L	4-10	Minnesota
Dec. 3	L	2-4	Chicago	Mar. 10	L	4-5	NY RANGERS
Dec. 6	T	4-4	California	Mar. 11	L	2-3	Philadelphia
Dec. 9	L	1-3	Los Angeles	Mar. 14	W	3-2	Los Angeles
Dec. 13	W	9-1	NY ISLANDERS	Mar. 16	T	5-5	California
Dec. 16	W	5-3	ATLANTA	Mar. 17	L	1-6	Vancouver
Dec. 17	L	1-9	NY Rangers	Mar. 21	W	5-2	CALIFORNIA
Dec. 19	L	2-3	BOSTON	Mar. 24	T	4-4	BUFFALO
Dec. 23	L	3-6	Montreal	Mar. 25	W	4-2	Atlanta
Dec. 26	T	1-1	Detroit	Mar. 28	W	6-3	ATLANTA
Dec. 27	T	3-3	Toronto	Mar. 31	L	2-7	St. Louis
Dec. 29	L	0-4	TORONTO	Apr. 1	W	5-4	PHILADELPHIA
Dec. 30	T	2-2	DETROIT				
Jan. 2	L	4-5	St. Louis				
Jan. 3	W	5-3	Chicago				
Jan. 6	W	4-2	VANCOUVER				
Jan. 7	L	0-3	NY Rangers				
Jan. 10	L	1-2	DETROIT				

Home games in all CAPS

32-37-9, 5TH, WESTERN DIVISION

1973-74

HIGHLIGHTS

- Marc Boileau replaces Ken Schinkel as head coach on Feb. 6, and compiles a 14-10-4 record.
- The "Century Line" of Syl Apps, Jean Pronovost and Lowell MacDonald combines for 107 goals, the second-highest total in the NHL.
- Syl Apps finishes seventh in league scoring with 85 points (24G-61A), and Lowell MacDonald finishes ninth overall with 82 points (43G-39A).
- Apps' 61 assists and MacDonald's 43 goals both set new team records.

TRANSACTIONS

Jan. 17, 1974 - Obtained Ron Stackhouse from Detroit for Jim Rutherford and Jack Lynch.

Jan. 17, 1974 - Obtained Bob Kelly, Ab DeMarco and Steve Durban from St. Louis for Greg Polis, Bryan Watson and a second-round choice in the 1974 NHL Draft.

GOALTENDERS

GOALIE	W-L-T	GP	MP	GA	SO	GAA
Gary Inness	7-10-1	20	1032	56	0	3.26
Jim Rutherford	7-12-4	26	1432	82	0	3.44
Andy Brown	13-16-4	36	1956	115	1	3.53
Denis Herron	1-3-0	5	260	18	0	4.15
TOTALS	28-41-9	78	4680	273	1	3.50

SCORING

PLAYERS	GP	G	A	PTS	PIM
Syl Apps	75	24	61	85	37
Lowell MacDonald	78	43	39	82	14
Jean Pronovost	77	40	32	72	22
Ron Schock	77	14	29	43	22
Al McDonough	37	14	22	36	12
Ron Stackhouse	69	6	29	35	66
Bob Kelly	67	16	18	34	123
Chuck Arnason	74	20	11	31	17
Ab DeMarco	57	10	21	31	15
Greg Polis	41	14	13	27	32
Ron Lalonde	73	10	17	27	14
Steve Durban	69	8	19	27	284
Wayne Bianchin	69	12	13	25	38
Bernie Lukowich	53	9	10	19	32
Bob McManama	47	5	14	19	18
Dave Burrows	71	3	14	17	30
Ted Snell	55	4	12	16	8
Nick Beverley	67	2	14	16	21
Blaine Stoughton	34	5	6	11	8
Bob Paradise	56	2	8	10	52
Bryan Hextall	37	2	7	9	39
Jean Guy Lagace	31	2	6	8	34
Jack Lynch	17	0	7	7	21
Bryan Watson	38	1	4	5	137
Yvon Labre	16	1	2	3	13
Larry Bignell	20	0	3	3	2
Jim Wiley	22	0	3	3	2
Ron Jones	25	0	3	3	15
Jim Rutherford	26	0	1	1	2
Darryl Edestrand	3	0	0	0	0
Hank Nowak	13	0	0	0	11
Denis Herron	5	0	0	0	0
Gary Inness	20	0	0	0	0
Andy Brown	36	0	0	0	60
Bench					10

GAMES

DATE	RESULT	SCORE	OPPONENT	DATE	RESULT	SCORE	OPPONENT
Oct. 12	W	4-3	Atlanta	Jan. 18	W	6-2	Vancouver
Oct. 13	L	2-8	NY RANGERS	Jan. 20	W	5-3	Philadelphia
Oct. 17	W	4-2	Minnesota	Jan. 23	W	4-1	ST. LOUIS
Oct. 20	W	5-3	CALIFORNIA	Jan. 26	L	0-2	LOS ANGELES
Oct. 21	L	2-8	Boston	Jan. 27	L	5-6	Detroit
Oct. 24	L	2-3	MONTREAL	Jan. 30	L	2-4	NY RANGERS
Oct. 27	L	0-6	PHILADELPHIA	Feb. 2	L	1-3	CHICAGO
Oct. 28	W	7-2	NY Rangers	Feb. 3	L	4-5	Boston
Oct. 31	T	1-1	Montreal	Feb. 7	L	4-5	Philadelphia
Nov. 3	L	0-6	Toronto	Feb. 9	W	3-2	NY Islanders
Nov. 4	L	0-7	Philadelphia	Feb. 10	L	3-5	Chicago
Nov. 7	T	1-1	NY ISLANDERS	Feb. 13	W	5-3	DETROIT
Nov. 10	T	4-4	ATLANTA	Feb. 16	W	7-3	CALIFORNIA
Nov. 13	W	5-2	MINNESOTA	Feb. 20	T	1-1	ST. LOUIS
Nov. 15	L	3-5	St. Louis	Feb. 23	L	2-6	BOSTON
Nov. 17	L	1-4	CHICAGO	Feb. 24	W	4-2	Chicago
Nov. 18	L	0-7	NY Rangers	Feb. 27	W	4-1	LOS ANGELES
Nov. 21	W	5-4	VANCOUVER	Feb. 28	L	1-7	Montreal
Nov. 22	W	4-2	Toronto	Mar. 2	W	6-1	VANCOUVER
Nov. 24	L	2-5	MONTREAL	Mar. 5	W	2-1	NY Islanders
Nov. 28	L	3-4	TORONTO	Mar. 7	T	2-2	Toronto
Dec. 1	T	2-2	ATLANTA	Mar. 9	W	7-5	St. Louis
Dec. 2	L	1-2	Chicago	Mar. 10	L	4-5	MONTREAL
Dec. 5	L	1-4	Los Angeles	Mar. 13	L	1-5	Los Angeles
Dec. 7	L	3-4	California	Mar. 15	W	6-1	California
Dec. 8	L	2-3	Vancouver	Mar. 16	W	8-6	Vancouver
Dec. 12	W	9-1	CALIFORNIA	Mar. 20	T	1-1	NY ISLANDERS
Dec. 15	L	0-2	DETROIT	Mar. 23	L	1-5	Minnesota
Dec. 16	W	2-1	Atlanta	Mar. 24	W	8-0	DETROIT
Dec. 20	L	5-6	Boston	Mar. 27	T	3-3	MINNESOTA
Dec. 22	L	1-4	NY RANGERS	Mar. 30	L	3-4	St. Louis
Dec. 23	L	2-3	Buffalo	Mar. 31	W	4-2	ATLANTA
Dec. 26	T	2-2	Detroit	Apr. 2	L	2-3	NY Islanders
Dec. 28	L	1-3	ST. LOUIS	Apr. 4	W	4-2	BUFFALO
Dec. 29	L	2-4	CHICAGO	Apr. 6	W	6-1	PHILADELPHIA
Jan. 2	L	4-8	Minnesota	Apr. 7	L	3-6	Atlanta
Jan. 3	L	1-6	Buffalo				
Jan. 5	W	5-2	BUFFALO				
Jan. 9	L	4-6	TORONTO				
Jan. 12	W	5-2	BUFFALO				
Jan. 13	L	3-5	BOSTON				
Jan. 16	L	0-2	LOS ANGELES				

Home games in all CAPS

28-41-9, 5TH, WESTERN DIVISION

1974-75

HIGHLIGHTS

- Syl Apps is named MVP of the All-Star Game at Montreal after recording two goals for the Wales Conference.
- The Penguins record their 200th franchise victory with a 6-1 win over Chicago on Jan. 29.
- Ron Stackhouse records six assists on Mar. 8 vs. Philadelphia.
- Pierre Larouche records 68 points (31G-37A) to lead all NHL rookies.

TRANSACTIONS

Sept. 13, 1974 - Obtained Rick Kehoe from Toronto for Blaine Stoughton and a first-round choice in the 1977 NHL Draft.

Nov. 4, 1974 - Obtained Barry Wilkins from Vancouver for Ab DeMarco.

Dec. 14, 1974 - Obtained Lew Morrison from Washington for Ron Lalonde.

Jan. 10, 1975 - Obtained Michel Plasse from Kansas City for Jean-Guy Lagace and Denis Herron.

GOALTENDERS

GOALIE	W-L-T	GP	MP	GA	SO	GAA
Gary Inness	24-18-10	57	3122	161	2	3.09
Michel Plasse	9-5-4	20	1094	73	0	4.00
Bob Johnson	3-4-1	12	476	40	0	5.04
Denis Herron	1-1-0	3	108	11	0	6.11
TOTALS	37-28-15	80	4800	289	2	3.61

SCORING

PLAYERS	GP	G	A	PTS	PIM
Ron Schock	80	23	63	86	36
Syl Apps	79	24	55	79	43
Jean Pronovost	78	43	32	75	37
Vic Hadfield	78	31	42	73	72
Pierre Larouche	79	31	37	68	52
Rick Kehoe	76	32	31	63	22
Lowell MacDonald	71	27	33	60	24
Ron Stackhouse	72	15	45	60	52
Chuck Arnason	78	26	32	58	32
Bob Kelly	69	27	24	51	120
Barry Wilkins	58	5	29	34	97
Pete Laframboise	80	10	23	33	30
Colin Campbell	59	4	15	19	172
Bob Paradise	78	3	15	18	109
Dennis Owchar	46	6	11	17	67
Dave Burrows	78	2	15	17	49
Lew Morrison	70	7	9	16	10
Bob McManama	40	5	9	14	6
Nelson Debenedet	31	6	3	9	11
Jean Guy Lagace	27	1	8	9	39
Kelly Pratt	22	0	6	6	15
Ab DeMarco	8	2	1	3	4
Ron Lalonde	24	0	3	3	0
Michel Plasse	44	0	2	2	24
Gary Inness	57	0	2	2	2
Mario Faubert	10	1	0	1	6
Steve Durbano	1	0	1	1	0
Yves Bergeron	2	0	0	0	0
Denis Herron	3	0	0	0	0
Bob Stumpf	3	0	0	0	4
Harvey Bennett	7	0	0	0	0
Bob Johnson	12	0	0	0	6
Bench					14

GAMES

DATE	RESULT	SCORE	OPPONENT	DATE	RESULT	SCORE	OPPONENT
Oct. 9	W	4-2	Minnesota	Jan. 18	T	4-4	BOSTON
Oct. 12	W	7-2	DETROIT	Jan. 19	W	3-2	Washington
Oct. 19	L	3-6	PHILADELPHIA	Jan. 22	W	7-5	CALIFORNIA
Oct. 20	L	1-5	Atlanta	Jan. 25	W	5-2	NY RANGERS
Oct. 23	T	5-5	BOSTON	Jan. 26	L	2-7	Montreal
Oct. 26	L	4-5	NY RANGERS	Jan. 29	W	6-1	CHICAGO
Oct. 28	L	0-2	Los Angeles	Jan. 30	L	2-5	Detroit
Nov. 1	L	4-7	Vancouver	Feb. 1	T	4-4	St. Louis
Nov. 3	T	3-3	Chicago	Feb. 4	W	3-2	Vancouver
Nov. 5	W	5-3	Kansas City	Feb. 5	W	3-2	Los Angeles
Nov. 7	L	3-5	LOS ANGELES	Feb. 7	W	4-1	California
Nov. 9	W	5-2	CALIFORNIA	Feb. 11	L	1-2	NY Islanders
Nov. 10	L	3-8	Buffalo	Feb. 12	T	3-3	BUFFALO
Nov. 13	W	8-2	NY ISLANDERS	Feb. 15	W	8-3	Toronto
Nov. 16	W	8-1	WASHINGTON	Feb. 16	W	3-2	NY ISLANDERS
Nov. 17	W	6-0	Washington	Feb. 19	T	2-2	LOS ANGELES
Nov. 19	L	3-4	NY Islanders	Feb. 22	W	3-2	ST. LOUIS
Nov. 20	W	8-5	Toronto	Feb. 23	L	1-3	DETROIT
Nov. 23	T	0-0	LOS ANGELES	Feb. 25	L	4-6	Boston
Nov. 24	L	5-7	NY Rangers	Feb. 26	W	3-1	WASHINGTON
Nov. 27	L	2-3	MONTREAL	Mar. 1	W	7-3	VANCOUVER
Nov. 30	T	5-5	BUFFALO	Mar. 2	W	8-6	NY Rangers
Dec. 1	L	3-6	Buffalo	Mar. 5	T	4-4	Kansas City
Dec. 4	W	4-2	TORONTO	Mar. 8	W	8-2	PHILADELPHIA
Dec. 7	L	2-5	Montreal	Mar. 9	L	4-8	Buffalo
Dec. 8	L	2-3	Boston	Mar. 12	W	5-3	BOSTON
Dec. 12	T	3-3	MONTREAL	Mar. 13	L	0-6	Philadelphia
Dec. 14	W	6-3	CHICAGO	Mar. 15	W	12-1	WASHINGTON
Dec. 15	W	3-2	Detroit	Mar. 16	W	6-3	KANSAS CITY
Dec. 18	L	4-6	Toronto	Mar. 18	L	2-5	St. Louis
Dec. 19	T	4-4	KANSAS CITY	Mar. 19	T	3-3	California
Dec. 21	L	7-8	Minnesota	Mar. 22	L	0-4	Los Angeles
Dec. 22	L	0-4	Philadelphia	Mar. 26	W	6-4	MONTREAL
Dec. 26	T	2-2	ST. LOUIS	Mar. 29	W	4-2	Detroit
Dec. 28	T	3-3	ATLANTA	Mar. 30	W	4-1	MINNESOTA
Dec. 30	W	7-5	TORONTO	Apr. 2	L	0-6	Montreal
Jan. 2	W	6-3	MINNESOTA	Apr. 5	W	7-1	DETROIT
Jan. 4	W	4-3	VANCOUVER	Apr. 6	L	4-8	Washington
Jan. 8	L	5-7	Chicago				
Jan. 10	T	3-3	Atlanta				
Jan. 11	W	6-3	CALIFORNIA				
Jan. 15	W	5-3	ATLANTA				

Home games in all CAPS

37-28-15, 3RD, NORRIS DIVISION

1975-76

HIGHLIGHTS

- Jean Pronovost records a 16-game point streak from Nov. 1 to Dec. 3.
- The Penguins post an 11-game unbeaten streak (7-0-4) from Feb. 7 through Feb. 28.
- Pierre Larouche finishes fifth overall in league scoring with 111 points (53G-58A), and is joined in the top 10 by Jean Pronovost (52G-52A=104PTS, eighth) and Syl Apps (32G-67A=99PTS, 10th).
- Larouche's 53 goals and Apps' 67 assists establish new team records.

TRANSACTIONS

- Dec. 16, 1975** - Obtained Stan Gilbertson from Washington for Harvey Bennett.
- Jan. 9, 1976** - Obtained Ed Gilbert, Simon Nolet and a first-round choice in the 1976 NHL Draft from Kansas City for Steve Durbano, Chuck Arnason and a first-round choice in the 1976 NHL Draft.
- Mar. 8, 1976** - Obtained Ed Van Impe and Bob Taylor from Philadelphia for Gary Inness and future considerations.

GOALTENDERS

GOALIE	W-L-T	GP	MP	GA	SO	GAA
Michel Plasse	24-19-10	55	3096	178	2	3.45
Gary Inness	8-9-2	23	1212	82	0	4.06
Gordie Laxton	3-4-0	8	414	31	0	4.49
Bob Taylor	0-1-0	2	78	7	0	5.38
TOTALS	35-33-12	80	4800	303	2	3.79

SCORING

PLAYERS	GP	G	A	PTS	PIM
Pierre Larouche	76	53	58	111	33
Jean Pronovost	80	52	52	104	24
Syl Apps	80	32	67	99	24
Rick Kehoe	71	29	47	76	6
Lowell MacDonald	69	30	43	73	12
Ron Stackhouse	80	11	60	71	76
Vic Hadfield	76	30	35	65	46
Ron Schock	80	18	44	62	28
Bob Kelly	77	25	30	55	149
Dave Burrows	80	7	22	29	51
Barry Wilkins	75	0	27	27	106
Stan Gilbertson	48	13	8	21	6
Simon Nolet	39	9	8	17	2
Colin Campbell	64	7	10	17	105
Dennis Owchar	54	5	12	17	19
Chuck Arnason	30	7	3	10	14
Lew Morrison	78	4	5	9	8
Mario Faubert	21	1	8	9	10
Steve Durbano	32	0	8	8	161
Harvey Bennett	25	3	3	6	53
Wayne Bianchin	14	1	5	6	4
Ed Van Impe	12	0	5	5	16
Bob McManama	12	1	2	3	4
Ed Gilbert	38	1	1	2	0
Jacques Cossette	7	0	2	2	9
Michel Plasse	56	0	2	2	18
Bob Taylor	2	0	0	0	0
Gordie Laxton	8	0	0	0	0
Bob Paradise	9	0	0	0	4
Gary Inness	23	0	0	0	2
Bench					14

GAMES

DATE	RESULT	SCORE	OPPONENT	DATE	RESULT	SCORE	OPPONENT
Oct. 7	W	4-2	Washington	Jan. 15	L	1-4	Philadelphia
Oct. 11	W	7-5	WASHINGTON	Jan. 17	W	3-2	BUFFALO
Oct. 15	W	8-4	Toronto	Jan. 18	W	8-3	NY RANGERS
Oct. 18	W	6-1	DETROIT	Jan. 22	L	3-4	MONTREAL
Oct. 21	L	1-7	MONTREAL	Jan. 24	W	8-2	WASHINGTON
Oct. 25	T	4-4	PHILADELPHIA	Jan. 25	T	1-1	MINNESOTA
Oct. 30	L	0-4	Los Angeles	Jan. 29	W	6-2	KANSAS CITY
Nov. 1	L	3-7	Minnesota	Jan. 31	T	4-4	Kansas City
Nov. 2	L	2-7	Buffalo	Feb. 1	W	7-1	TORONTO
Nov. 5	W	7-6	NY ISLANDERS	Feb. 5	L	1-5	Boston
Nov. 6	W	5-3	St. Louis	Feb. 7	W	7-3	Los Angeles
Nov. 8	L	5-7	CHICAGO	Feb. 8	W	7-3	Vancouver
Nov. 9	L	4-6	Philadelphia	Feb. 11	T	4-4	California
Nov. 12	T	6-6	Washington	Feb. 14	T	4-4	NY Islanders
Nov. 13	L	4-5	MONTREAL	Feb. 15	W	6-4	LOS ANGELES
Nov. 15	L	2-5	BUFFALO	Feb. 17	W	6-1	KANSAS CITY
Nov. 18	L	3-5	CALIFORNIA	Feb. 19	W	7-5	TORONTO
Nov. 21	W	4-1	Atlanta	Feb. 21	W	10-1	CHICAGO
Nov. 22	W	6-3	LOS ANGELES	Feb. 22	T	2-2	Detroit
Nov. 26	W	5-2	DETROIT	Feb. 25	T	3-3	ATLANTA
Nov. 29	W	8-3	NY RANGERS	Feb. 28	W	5-4	VANCOUVER
Nov. 30	L	2-4	Boston	Feb. 29	L	3-5	ST. LOUIS
Dec. 3	T	3-3	Chicago	Mar. 2	W	6-2	Minnesota
Dec. 4	L	1-6	NY Islanders	Mar. 6	W	5-0	MINNESOTA
Dec. 7	W	6-3	TORONTO	Mar. 7	L	3-5	NY ISLANDERS
Dec. 9	L	2-3	Kansas City	Mar. 10	L	6-7	BUFFALO
Dec. 10	L	2-3	Detroit	Mar. 13	W	4-2	CALIFORNIA
Dec. 13	T	4-4	BOSTON	Mar. 14	W	7-1	ST. LOUIS
Dec. 14	L	4-7	Montreal	Mar. 16	L	4-5	Montreal
Dec. 17	W	9-2	California	Mar. 19	W	7-3	Washington
Dec. 19	L	1-5	Vancouver	Mar. 21	W	4-2	NY Rangers
Dec. 20	W	5-1	Los Angeles	Mar. 24	T	5-5	BOSTON
Dec. 23	L	3-4	NY Rangers	Mar. 25	L	2-5	St. Louis
Dec. 26	L	3-4	Atlanta	Mar. 28	W	3-0	DETROIT
Dec. 27	W	3-2	ATLANTA	Mar. 29	L	4-5	Toronto
Dec. 31	W	5-1	LOS ANGELES	Mar. 31	L	3-7	Montreal
Jan. 3	L	4-8	PHILADELPHIA	Apr. 3	L	4-5	WASHINGTON
Jan. 4	L	3-5	Chicago	Apr. 4	W	6-5	Detroit
Jan. 7	L	1-4	California				
Jan. 10	T	3-3	VANCOUVER				
Jan. 11	L	0-6	Buffalo				
Jan. 13	L	2-6	Boston				

Home games in all CAPS

35-33-12, 3RD, NORRIS DIVISION

1976-77

HIGHLIGHTS

- Pierre Larouche records his fourth career hat trick in a 6-6 tie at Toronto on Feb. 19.
- Dunc Wilson and Denis Herron combine for 52 saves in a 7-3 loss to Atlanta on Mar. 15.
- Wayne Bianchin and Atlanta's Guy Chouinard record goals just four seconds apart on Mar. 15 to set the NHL record for two fastest goals.

TRANSACTIONS

- Aug. 11, 1976** - Obtained Don Awrey from Montreal for a third-round choice in the 1978 NHL Draft.
- Oct. 8, 1976** - Obtained Dunc Wilson from the New York Rangers for cash and other considerations.
- Oct. 18, 1976** - Obtained Mike Corrigan from Los Angeles for a fifth-round choice in the 1977 NHL Draft.

GOALTENDERS

GOALIE	W-L-T	GP	MP	GA	SO	GAA
Denis Herron	15-11-5	34	1920	94	1	2.94
Dunc Wilson	18-19-8	45	2627	129	5	2.95
Gordie Laxton	1-3-0	6	253	26	0	6.17
TOTALS	34-33-13	80	4800	252	6	3.15

SCORING

PLAYERS	GP	G	A	PTS	PIM
Jean Pronovost	79	33	31	64	24
Pierre Larouche	65	29	34	63	14
Syl Apps	72	18	43	61	20
Rick Kehoe	80	30	27	57	10
Ron Schock	80	17	32	49	10
Mike Corrigan	73	14	27	41	36
Ron Stackhouse	80	7	34	41	72
Greg Malone	66	18	19	37	43
Blair Chapman	80	14	23	37	16
Wayne Bianchin	79	28	6	34	28
Bob Kelly	74	10	21	31	115
Dennis Owchar	46	5	18	23	37
Stan Gilbertson	67	6	9	15	13
Mario Faubert	47	2	11	13	32
Russ Anderson	66	2	11	13	81
Don Awrey	79	1	12	13	40
Dave Burrows	69	3	6	9	29
Lew Morrison	76	2	1	3	0
Ed Van Impe	10	0	3	3	6
Lowell MacDonald	3	1	1	2	0
Vic Hadfield	9	0	2	2	0
Tom Price	7	0	2	2	4
Denis Herron	34	0	1	1	4
Dunc Wilson	45	0	1	1	21
Yves Bergeron	1	0	0	0	0
Steve Lyon	3	0	0	0	2
Gordie Laxton	6	0	0	0	0
Ed Gilbert	7	0	0	0	0
Bench					12

GAMES

DATE	RESULT	SCORE	OPPONENT	DATE	RESULT	SCORE	OPPONENT
Oct. 6	W	9-5	VANCOUVER	Jan. 15	W	5-2	BUFFALO
Oct. 7	L	1-10	Montreal	Jan. 16	L	5-6	ATLANTA
Oct. 9	L	4-7	LOS ANGELES	Jan. 19	W	3-0	Vancouver
Oct. 13	L	1-4	Chicago	Jan. 20	L	3-5	Los Angeles
Oct. 15	L	1-2	Atlanta	Jan. 22	W	3-2	NY ISLANDERS
Oct. 16	W	4-3	DETROIT	Jan. 27	W	3-0	NY Rangers
Oct. 20	T	4-4	Toronto	Jan. 29	L	2-5	PHILADELPHIA
Oct. 23	L	1-9	MONTREAL	Jan. 30	W	5-2	BOSTON
Oct. 24	T	3-3	ATLANTA	Feb. 2	W	5-2	MINNESOTA
Oct. 27	T	4-4	Buffalo	Feb. 3	T	0-0	Cleveland
Oct. 28	L	0-3	Philadelphia	Feb. 5	W	3-1	DETROIT
Oct. 30	T	2-2	NY RANGERS	Feb. 6	L	2-5	Colorado
Nov. 2	W	7-1	LOS ANGELES	Feb. 8	L	3-6	St. Louis
Nov. 5	W	4-1	Colorado	Feb. 11	L	2-3	Vancouver
Nov. 7	T	2-2	Cleveland	Feb. 12	W	3-2	Los Angeles
Nov. 10	L	2-3	Minnesota	Feb. 16	T	4-4	MONTREAL
Nov. 13	W	1-0	PHILADELPHIA	Feb. 19	T	6-6	Toronto
Nov. 14	W	5-1	NY Rangers	Feb. 20	W	4-1	CLEVELAND
Nov. 20	L	2-5	COLORADO	Feb. 22	L	1-3	Washington
Nov. 21	W	5-0	CHICAGO	Feb. 24	L	2-3	Detroit
Nov. 24	L	0-4	BOSTON	Feb. 26	W	2-1	WASHINGTON
Nov. 26	W	3-1	Cleveland	Feb. 27	T	2-2	BOSTON
Nov. 27	L	1-3	NY ISLANDERS	Mar. 2	L	0-5	LOS ANGELES
Nov. 30	L	4-6	Washington	Mar. 3	L	1-5	Montreal
Dec. 2	W	4-2	NY Islanders	Mar. 5	T	3-3	Los Angeles
Dec. 4	L	1-3	Montreal	Mar. 6	W	2-1	St. Louis
Dec. 7	W	6-2	MINNESOTA	Mar. 9	W	3-0	COLORADO
Dec. 9	W	2-1	Buffalo	Mar. 12	W	3-2	BUFFALO
Dec. 11	L	3-6	NY Islanders	Mar. 13	L	0-4	Philadelphia
Dec. 12	W	5-3	ST. LOUIS	Mar. 15	L	3-7	Atlanta
Dec. 16	W	5-4	CLEVELAND	Mar. 16	W	7-3	ST. LOUIS
Dec. 18	L	3-5	WASHINGTON	Mar. 19	L	2-5	NY RANGERS
Dec. 19	L	3-6	Boston	Mar. 20	L	2-3	Chicago
Dec. 22	W	5-2	Toronto	Mar. 22	W	4-2	Minnesota
Dec. 23	L	2-5	Detroit	Mar. 27	L	0-3	Boston
Dec. 26	W	4-2	TORONTO	Mar. 30	L	3-4	WASHINGTON
Dec. 29	T	3-3	MONTREAL	Apr. 2	W	4-3	Detroit
Jan. 1	W	6-3	BUFFALO	Apr. 3	W	4-2	DETROIT
Jan. 4	T	2-2	VANCOUVER				
Jan. 6	T	3-3	Washington				
Jan. 8	W	4-2	CHICAGO				
Jan. 11	L	0-2	TORONTO				

Home games in all CAPS

34-33-13, 3RD, NORRIS DIVISION

1977-78

HIGHLIGHTS

- Johnny Wilson is named head coach on June 13.
- Pete Mahovlich records a hat trick in his first game with the Penguins, a 6-4 win over Detroit on Nov. 30.
- Jean Pronovost posts a seven-game goal streak from Jan. 2 through Jan. 14.
- Edward J. DeBartolo takes control of the Penguins on Apr. 5.

TRANSACTIONS

- Sept. 20, 1977** - Obtained Brian Spencer from Buffalo for Ron Schock.
- Oct. 1, 1977** - Obtained Bob Paradise from Washington for the rights to Don Awrey.
- Nov. 2, 1977** - Obtained Gene Carr, Dave Schultz and a fourth-round choice in the 1978 NHL Draft from Los Angeles for Syl Apps and Hartland Monahan.
- Nov. 29, 1977** - Obtained Peter Lee and Pete Mahovlich from Montreal for Pierre Larouche and the rights to Peter Marsh.

GOALTENDERS

GOALIE	W-L-T	GP	MP	GA	SO	GAA
Denis Herron	20-25-15	60	3534	210	0	3.57
Dunc Wilson	5-11-3	21	1180	95	0	4.83
Gordie Laxton	0-1-0	2	73	9	0	7.40
Greg Redquest	0-0-0	1	13	3	0	13.85
TOTALS	25-37-18	80	4800	321	0	4.01

SCORING

PLAYERS	GP	G	A	PTS	PIM
Jean Pronovost	79	40	25	65	50
Pete Mahovlich	57	25	36	61	37
Greg Malone	78	18	43	61	80
Gene Carr	70	17	37	54	76
Rick Kehoe	70	29	21	50	10
Blair Chapman	75	24	20	44	37
Tom Edur	58	5	38	43	18
Dave Schultz	66	9	25	34	378
Wayne Bianchin	61	20	13	33	40
Brian Spencer	79	9	11	20	81
Mike Corrigan	25	8	12	20	10
Ron Stackhouse	50	5	15	20	36
Dave Burrows	67	4	15	19	24
Peter Lee	60	5	13	18	19
Russ Anderson	74	2	16	18	150
Lowell MacDonald	19	5	8	13	2
John Flesch	29	7	5	12	19
Bob Paradise	64	2	10	12	53
Pierre Larouche	20	6	5	11	0
Dennis Owchar	22	2	8	10	23
Colin Campbell	55	1	9	10	103
Tom Cassidy	26	3	4	7	15
Syl Apps	9	0	7	7	0
Jim Hamilton	25	2	4	6	2
Mario Faubert	18	0	6	6	11
Derek Sanderson	13	3	1	4	0
Jacques Cossette	19	1	2	3	4
Hartland Monahan	7	2	0	2	2
Lew Morrison	8	0	2	2	0
Dunc Wilson	21	0	1	1	0
Denis Herron	60	0	1	1	6
Greg Redquest	1	0	0	0	0
Kim Davis	1	0	0	0	0
Gordie Laxton	2	0	0	0	0
Tom Price	10	0	0	0	0
Bench					14

GAMES

DATE	RESULT	SCORE	OPPONENT	DATE	RESULT	SCORE	OPPONENT
Oct. 12	W	4-2	ST. LOUIS	Jan. 14	W	4-2	CLEVELAND
Oct. 14	L	1-2	Washington	Jan. 18	L	0-1	Atlanta
Oct. 15	L	2-8	PHILADELPHIA	Jan. 21	L	2-5	WASHINGTON
Oct. 19	T	3-3	NY Rangers	Jan. 22	W	3-1	NY RANGERS
Oct. 20	L	0-11	Philadelphia	Jan. 28	T	3-3	BUFFALO
Oct. 22	W	5-2	ATLANTA	Jan. 29	L	2-8	Boston
Oct. 23	W	3-2	Cleveland	Jan. 31	W	5-3	Detroit
Oct. 26	L	3-4	DETROIT	Feb. 1	W	6-1	MINNESOTA
Oct. 29	L	3-5	BOSTON	Feb. 4	L	1-8	BOSTON
Nov. 2	L	1-3	Detroit	Feb. 7	W	4-2	Colorado
Nov. 4	L	2-5	Atlanta	Feb. 11	T	3-3	Los Angeles
Nov. 5	L	3-4	NY Islanders	Feb. 14	W	2-1	CHICAGO
Nov. 9	W	5-3	CLEVELAND	Feb. 18	T	1-1	LOS ANGELES
Nov. 12	W	7-4	CHICAGO	Feb. 19	T	2-2	Chicago
Nov. 13	T	3-3	Buffalo	Feb. 21	W	5-4	St. Louis
Nov. 16	L	4-7	Minnesota	Feb. 22	T	2-2	ST. LOUIS
Nov. 19	T	5-5	NY RANGERS	Feb. 25	L	1-3	PHILADELPHIA
Nov. 22	T	3-3	Vancouver	Feb. 26	T	4-4	Buffalo
Nov. 24	L	3-5	Los Angeles	Mar. 1	L	2-5	MONTREAL
Nov. 26	W	5-2	NY ISLANDERS	Mar. 4	L	3-6	NY Islanders
Nov. 29	L	1-9	Montreal	Mar. 5	T	3-3	NY ISLANDERS
Nov. 30	W	6-4	DETROIT	Mar. 8	W	5-3	COLORADO
Dec. 3	T	4-4	BUFFALO	Mar. 11	L	1-3	VANCOUVER
Dec. 4	W	4-2	Washington	Mar. 12	L	1-7	TORONTO
Dec. 6	T	3-3	Colorado	Mar. 14	L	2-4	Los Angeles
Dec. 8	L	3-5	LOS ANGELES	Mar. 15	L	4-7	Vancouver
Dec. 10	L	2-6	Boston	Mar. 18	W	3-2	Toronto
Dec. 11	L	1-5	ATLANTA	Mar. 19	L	1-9	Chicago
Dec. 14	L	2-3	St. Louis	Mar. 21	L	1-7	Minnesota
Dec. 17	W	5-3	MONTREAL	Mar. 22	L	2-5	COLORADO
Dec. 22	T	3-3	Buffalo	Mar. 25	T	2-2	DETROIT
Dec. 23	L	2-6	TORONTO	Mar. 29	L	2-6	Montreal
Dec. 26	W	5-4	Toronto	Mar. 30	L	3-6	Boston
Dec. 28	T	2-2	WASHINGTON	Apr. 2	W	6-3	TORONTO
Dec. 29	L	3-4	Montreal	Apr. 5	W	7-2	MINNESOTA
Dec. 31	W	6-3	CLEVELAND	Apr. 6	L	4-6	Detroit
Jan. 2	L	2-3	Washington	Apr. 8	L	4-6	WASHINGTON
Jan. 4	W	8-3	VANCOUVER	Apr. 9	W	3-2	Cleveland
Jan. 7	T	3-3	LOS ANGELES				
Jan. 9	W	5-3	NY Rangers				
Jan. 11	L	6-8	MONTREAL				
Jan. 12	T	4-4	Philadelphia				

Home games in all CAPS

25-37-18, 4TH, NORRIS DIVISION

1978-79

HIGHLIGHTS

- Penguins record a 10-game unbeaten streak (6-0-4) from Mar. 13 through Mar. 28.
- The Penguins set a then single-season record with 34 road points.
- George Ferguson scores in overtime to eliminate Buffalo from the preliminary round of the playoffs, 2-1.

TRANSACTIONS

June 13, 1978 - Obtained Randy Carlyle and George Ferguson from Toronto for Dave Burrows.

June 14, 1978 - Obtained Tom Bladon, Orest Kindrachuk and Ross Lonsberry from Philadelphia for a first-round choice in the 1978 NHL Draft.

Sept. 6, 1978 - Obtained Gregg Sheppard from Boston in a three-way deal, with Pittsburgh sending Jean Pronovost to Atlanta and Atlanta sending Dick Redmond to Boston.

Oct. 18, 1978 - Obtained Rod Schutt from Montreal for a first-round choice in the 1981 NHL Draft.

GOALTENDERS

GOALIE	W-L-T	GP	MP	GA	SO	GAA
Denis Herron	22-19-12	56	3208	180	0	3.37
Greg Millen	14-11-1	28	1532	86	2	3.37
Gordie Laxton	0-1-0	1	60	8	0	8.00
TOTALS	36-31-13	80	4800	279	2	3.49

SCORING

PLAYERS	GP	G	A	PTS	PIM
Greg Malone	80	35	30	65	52
Orest Kindrachuk	79	18	42	60	84
Peter Lee	80	32	26	58	24
Peter Mahovlich	60	14	39	53	39
George Ferguson	80	21	29	50	37
Randy Carlyle	70	13	34	47	78
Ross Lonsberry	80	24	22	46	38
Rick Kehoe	57	27	18	45	2
Rod Schutt	74	24	21	45	33
Ron Stackhouse	75	10	33	43	54
Gregg Sheppard	60	15	22	37	9
Dale Tallon	63	5	24	29	35
Tom Bladon	78	4	23	27	64
Gary McAdam	68	11	14	25	15
Colin Campbell	65	2	18	20	137
Blair Chapman	71	10	8	18	18
Russ Anderson	72	3	13	16	93
Wayne Bianchin	40	7	4	11	20
Jacques Cossette	38	7	2	9	16
Denis Herron	56	0	2	2	18
Kim Davis	1	1	0	1	0
Bob Paradise	14	0	1	1	4
Gordon Laxton	1	0	0	0	0
Jim Hamilton	2	0	0	0	0
Tom Price	2	0	0	0	4
Lex Hudson	2	0	0	0	0
Mike Meeker	4	0	0	0	5
Brian Spencer	7	0	0	0	0
Greg Millen	28	0	0	0	0
Bench					16

GAMES

DATE	RESULT	SCORE	OPPONENT	DATE	RESULT	SCORE	OPPONENT
Oct. 11	L	2-3	TORONTO	Jan. 14	W	5-4	Buffalo
Oct. 12	L	2-8	Boston	Jan. 16	W	5-0	MINNESOTA
Oct. 14	T	4-4	BOSTON	Jan. 17	L	1-4	Detroit
Oct. 18	L	3-5	NY ISLANDERS	Jan. 20	L	2-5	WASHINGTON
Oct. 19	L	1-3	Philadelphia	Jan. 24	L	1-4	Los Angeles
Oct. 21	W	5-1	WASHINGTON	Jan. 25	L	3-5	Colorado
Oct. 25	T	6-6	ST. LOUIS	Jan. 27	W	5-3	LOS ANGELES
Oct. 28	L	2-4	ATLANTA	Jan. 31	L	1-4	MONTREAL
Oct. 29	L	2-3	NY Rangers	Feb. 3	W	4-2	DETROIT
Nov. 1	L	4-6	Washington	Feb. 4	L	3-8	Detroit
Nov. 3	L	0-2	Atlanta	Feb. 15	W	6-5	MINNESOTA
Nov. 4	W	7-3	DETROIT	Feb. 17	W	6-3	BUFFALO
Nov. 8	W	6-3	COLORADO	Feb. 18	L	2-6	Detroit
Nov. 9	T	4-4	Buffalo	Feb. 21	W	3-1	MONTREAL
Nov. 11	L	1-2	NY RANGERS	Feb. 22	L	0-12	Montreal
Nov. 16	W	6-3	Vancouver	Feb. 24	W	5-1	CHICAGO
Nov. 18	W	3-1	Los Angeles	Feb. 25	T	2-2	Chicago
Nov. 22	L	2-3	MONTREAL	Feb. 28	W	5-3	COLORADO
Nov. 23	L	4-8	Montreal	Mar. 3	L	4-8	St. Louis
Nov. 25	L	1-3	PHILADELPHIA	Mar. 4	W	7-2	Colorado
Nov. 26	L	2-8	Toronto	Mar. 7	L	0-4	LOS ANGELES
Nov. 29	W	5-3	WASHINGTON	Mar. 10	W	3-2	PHILADELPHIA
Dec. 1	W	7-4	Washington	Mar. 11	L	0-4	Toronto
Dec. 2	W	5-2	CHICAGO	Mar. 13	W	9-3	Vancouver
Dec. 5	T	3-3	NY Islanders	Mar. 14	T	3-3	Los Angeles
Dec. 6	W	6-4	TORONTO	Mar. 17	W	5-2	Washington
Dec. 8	T	3-3	Montreal	Mar. 18	W	5-1	NY Rangers
Dec. 9	T	4-4	BUFFALO	Mar. 21	T	2-2	WASHINGTON
Dec. 13	W	3-0	ST. LOUIS	Mar. 22	W	3-1	Boston
Dec. 14	L	1-2	Philadelphia	Mar. 24	T	3-3	NY Islanders
Dec. 16	W	6-5	VANCOUVER	Mar. 25	T	2-2	NY ISLANDERS
Dec. 17	T	3-3	Chicago	Mar. 27	W	5-1	Minnesota
Dec. 21	W	4-1	Los Angeles	Mar. 28	W	7-1	NY RANGERS
Dec. 23	L	3-5	Minnesota	Mar. 31	L	3-5	Montreal
Dec. 27	W	5-2	LOS ANGELES	Apr. 1	L	2-7	ATLANTA
Dec. 30	W	3-1	DETROIT	Apr. 3	W	3-2	St. Louis
Dec. 31	W	5-4	Detroit	Apr. 7	W	4-3	DETROIT
Jan. 3	L	3-5	VANCOUVER	Apr. 8	L	2-5	Washington
Jan. 5	T	3-3	Atlanta				
Jan. 6	L	3-4	LOS ANGELES				
Jan. 10	W	3-2	MONTREAL				
Jan. 13	W	5-3	BOSTON				

Home games in all CAPS

36-31-13, 2ND, NORRIS DIVISION

1979-80

HIGHLIGHTS

- Greg Malone records six assists vs. Quebec on Nov. 28.
- The Penguins wear black and gold for the first time vs. St. Louis on Jan. 30.
- Olympian Mark Johnson makes his Penguins debut on Mar. 2 vs. the New York Islanders.

TRANSACTIONS

Aug. 3, 1979 - Obtained Nick Libett from Detroit for Pete Mahovich.

Aug. 30, 1979 - Obtained Rob Holland and Pat Hughes from Montreal for Denis Herron and a second-round choice in the 1982 NHL Draft.

Nov. 13, 1979 - Obtained Bob Stewart from St. Louis for Blair Chapman.

GOALTENDERS

GOALIE	W-L-T	GP	MP	GA	SO	GAA
Nick Ricci	2-2-0	4	240	14	0	3.50
Greg Millen	18-18-7	44	2586	157	2	3.64
Rob Holland	10-17-6	34	1974	126	1	3.83
TOTALS	30-37-13	80	4800	303	3	3.79

SCORING

PLAYERS	GP	G	A	PTS	PIM
Rick Kehoe	79	30	30	60	4
Greg Malone	51	19	32	51	46
George Ferguson	73	21	28	49	36
Orest Kindrachuk	52	17	29	46	63
Peter Lee	74	16	29	45	20
Gary McAdam	78	19	22	41	63
Rod Schutt	73	18	21	39	43
Gregg Sheppard	76	13	24	37	20
Randy Carlyle	67	8	28	36	45
Ross Lonsberry	76	15	18	33	36
Ron Stackhouse	78	6	27	33	36
Pat Hughes	76	18	14	32	78
Russ Anderson	76	5	22	27	150
Nick Libett	78	14	12	26	14
Paul Marshall	46	9	12	21	9
Mario Faubert	49	5	13	18	31
Dale Tallon	32	5	9	14	18
Bob Stewart	75	3	8	11	56
Kim Davis	24	3	7	10	43
Mark Johnson	17	3	5	8	4
Tom Bladon	57	2	6	8	35
Greg Millen	44	0	3	3	14
Kim Clackson	46	0	3	3	166
Jim Hamilton	10	2	0	2	0
Nick Ricci	4	0	0	0	0
Rob Holland	34	0	0	0	2
Bench					10

GAMES

DATE	RESULT	SCORE	OPPONENT	DATE	RESULT	SCORE	OPPONENT
Oct. 10	W	4-2	WINNIPEG	Jan. 16	W	6-4	TORONTO
Oct. 13	T	3-3	HARTFORD	Jan. 17	L	1-7	Hartford
Oct. 14	W	4-1	Boston	Jan. 19	L	2-5	EDMONTON
Oct. 17	L	4-5	LOS ANGELES	Jan. 23	L	3-4	Edmonton
Oct. 20	W	5-1	WASHINGTON	Jan. 24	L	1-4	Colorado
Oct. 21	L	3-6	NY Rangers	Jan. 26	L	4-6	BOSTON
Oct. 24	L	3-7	Buffalo	Jan. 27	W	5-3	Boston
Oct. 25	L	5-8	Montreal	Jan. 30	L	3-4	ST. LOUIS
Oct. 31	W	4-2	COLORADO	Jan. 31	L	3-4	Detroit
Nov. 3	T	3-3	ATLANTA	Feb. 2	L	0-4	PHILADELPHIA
Nov. 7	T	3-3	MONTREAL	Feb. 7	L	0-9	Buffalo
Nov. 10	L	1-6	BOSTON	Feb. 9	L	2-5	MINNESOTA
Nov. 11	W	4-1	NY Rangers	Feb. 10	L	2-3	Chicago
Nov. 15	T	3-3	Los Angeles	Feb. 13	W	4-2	Toronto
Nov. 16	L	2-5	Vancouver	Feb. 16	L	1-8	Montreal
Nov. 18	W	3-2	Winnipeg	Feb. 17	L	5-6	Philadelphia
Nov. 21	W	5-2	ST. LOUIS	Feb. 20	W	7-5	DETROIT
Nov. 23	L	1-4	Atlanta	Feb. 23	W	2-1	QUEBEC
Nov. 24	W	5-3	NY RANGERS	Feb. 24	L	0-2	Quebec
Nov. 28	W	7-2	QUEBEC	Feb. 27	W	3-2	WINNIPEG
Nov. 30	L	5-7	Hartford	Mar. 2	T	0-0	NY ISLANDERS
Dec. 1	W	5-4	COLORADO	Mar. 3	L	1-5	St. Louis
Dec. 5	T	3-3	VANCOUVER	Mar. 5	L	3-5	TORONTO
Dec. 7	W	5-3	Washington	Mar. 8	W	5-4	EDMONTON
Dec. 8	T	3-3	CHICAGO	Mar. 9	L	2-6	Detroit
Dec. 11	T	3-3	St. Louis	Mar. 11	L	3-4	PHILADELPHIA
Dec. 12	T	3-3	NY ISLANDERS	Mar. 12	W	4-2	LOS ANGELES
Dec. 15	T	3-3	NY Islanders	Mar. 15	W	5-2	MINNESOTA
Dec. 16	L	1-4	Quebec	Mar. 18	L	3-4	Minnesota
Dec. 19	T	0-0	Chicago	Mar. 21	L	2-9	Edmonton
Dec. 20	T	1-1	Philadelphia	Mar. 23	W	4-2	Winnipeg
Dec. 22	L	3-4	NY RANGERS	Mar. 25	W	4-2	Vancouver
Dec. 26	W	6-4	DETROIT	Mar. 27	T	2-2	Los Angeles
Dec. 28	W	4-2	Atlanta	Mar. 28	L	0-5	Colorado
Dec. 29	W	3-2	ATLANTA	Mar. 30	W	4-0	WASHINGTON
Dec. 31	L	2-4	Minnesota	Apr. 1	L	2-6	Washington
Jan. 2	W	5-3	MONTREAL	Apr. 2	W	6-4	HARTFORD
Jan. 3	W	4-3	NY Islanders	Apr. 5	L	1-9	BUFFALO
Jan. 5	L	4-5	BUFFALO				
Jan. 7	L	5-9	Toronto				
Jan. 9	W	4-2	VANCOUVER				
Jan. 12	L	2-3	CHICAGO				

Home games in all CAPS

30-37-13, 3RD, NORRIS DIVISION

1980-81

HIGHLIGHTS

- Ed Johnston is named head coach on July 15.
- Paul Gardner scores four goals vs. Philadelphia on Dec. 13, becoming the first Penguin to accomplish the feat.
- Rick Kehoe sets a new team record with 55 goals.
- Randy Carlyle is named a First-Team All-Star.
- Rick Kehoe wins the Lady Byng Trophy and Randy Carlyle wins the James Norris Trophy.

TRANSACTIONS

Nov. 18, 1980 - Obtained Paul Gardner and Dave Burrows from Toronto for Paul Marshall and Kim Davis.

Jan. 2, 1981 - Obtained Gary Rissling from Washington for a fifth-round choice in the 1981 NHL Draft.

Mar. 10, 1981 - Obtained Pat Price from Edmonton for Pat Hughes.

GOALTENDERS

GOALIE	W-L-T	GP	MP	GA	SO	GAA
Nick Ricci	4-5-0	9	540	35	0	3.89
Greg Millen	25-27-10	63	3721	258	0	4.16
Rob Holland	1-5-3	10	539	45	0	5.01
TOTALS	30-37-13	80	4800	345	0	4.31

SCORING

PLAYERS	GP	G	A	PTS	PIM
Rick Kehoe	80	55	33	88	6
Randy Carlyle	76	16	67	83	136
Paul Gardner	62	34	40	74	59
Peter Lee	80	30	34	64	86
Rod Schutt	80	25	35	60	55
Mario Faubert	72	8	44	52	118
Greg Malone	62	21	29	50	68
Ross Lonsberry	80	17	33	50	76
George Ferguson	79	25	18	43	42
Pat Price	72	8	34	42	226
Errol Thompson	73	20	20	40	64
Ron Stackhouse	74	6	29	35	86
Mark Johnson	73	10	23	33	50
Gregg Sheppard	47	11	17	28	49
Pat Hughes	58	10	9	19	161
Paul Baxter	51	5	14	19	204
Russ Anderson	34	3	14	17	112
Nick Libett	44	6	6	12	4
Orest Kindrachuk	13	3	9	12	34
Gary McAdam	34	3	9	12	30
Marc Chorney	8	1	6	7	14
Jim Hamilton	20	1	6	7	18
Paul Marshall	13	3	0	3	4
Mike Bullard	15	1	2	3	19
Dave Burrows	59	0	2	2	30
Greg Millen	63	0	2	2	6
Kim Davis	8	1	0	1	4
Gary Rissling	26	1	0	1	143
Bennett Wolf	24	0	1	1	94
Gilles Lupien	31	0	1	1	34
Tony Feltrin	2	0	0	0	0
Nick Ricci	9	0	0	0	2
Rob Holland	10	0	0	0	0

GAMES

DATE	RESULT	SCORE	OPPONENT	DATE	RESULT	SCORE	OPPONENT
Oct. 9	L	4-7	Philadelphia	Jan. 13	L	3-6	NY Islanders
Oct. 11	W	5-4	WINNIPEG	Jan. 14	W	6-3	ST. LOUIS
Oct. 12	W	6-3	NY Rangers	Jan. 17	W	5-4	LOS ANGELES
Oct. 15	L	2-5	HARTFORD	Jan. 21	L	0-5	PHILADELPHIA
Oct. 18	L	2-4	BUFFALO	Jan. 24	W	4-3	CALGARY
Oct. 21	L	5-8	Toronto	Jan. 27	L	1-7	St. Louis
Oct. 22	W	9-3	ST. LOUIS	Jan. 28	W	3-1	MINNESOTA
Oct. 25	L	2-8	CALGARY	Jan. 31	T	4-4	WASHINGTON
Oct. 29	T	1-1	Buffalo	Feb. 2	L	4-8	Chicago
Oct. 31	W	6-5	Winnipeg	Feb. 4	W	3-2	Winnipeg
Nov. 1	L	3-6	Minnesota	Feb. 6	L	4-6	Colorado
Nov. 3	T	4-4	Edmonton	Feb. 7	L	4-5	Calgary
Nov. 5	L	1-2	TORONTO	Feb. 12	W	5-3	NY ISLANDERS
Nov. 8	W	5-3	DETROIT	Feb. 14	T	2-2	VANCOUVER
Nov. 9	L	4-7	Boston	Feb. 17	L	1-4	Philadelphia
Nov. 12	L	1-3	WASHINGTON	Feb. 19	W	6-2	HARTFORD
Nov. 14	T	3-3	NY Rangers	Feb. 21	L	1-6	BUFFALO
Nov. 15	L	4-7	BOSTON	Feb. 22	W	9-4	COLORADO
Nov. 19	L	2-3	MINNESOTA	Feb. 25	W	4-3	WINNIPEG
Nov. 22	W	4-2	COLORADO	Feb. 26	W	7-5	Washington
Nov. 26	L	4-7	VANCOUVER	Feb. 28	W	6-4	NY RANGERS
Nov. 27	T	3-3	Boston	Mar. 2	W	5-4	Quebec
Nov. 29	L	2-4	NY RANGERS	Mar. 4	W	6-5	LOS ANGELES
Dec. 3	T	4-4	Toronto	Mar. 7	L	5-8	Minnesota
Dec. 4	W	3-2	Montreal	Mar. 8	W	6-4	EDMONTON
Dec. 6	W	6-4	CHICAGO	Mar. 11	L	1-2	MONTREAL
Dec. 7	L	1-10	Buffalo	Mar. 14	T	3-3	QUEBEC
Dec. 10	W	4-3	MONTREAL	Mar. 16	L	6-7	Edmonton
Dec. 12	W	6-2	Washington	Mar. 17	L	3-4	Vancouver
Dec. 13	L	5-6	PHILADELPHIA	Mar. 19	T	4-4	Los Angeles
Dec. 17	T	3-3	Los Angeles	Mar. 21	W	3-1	Colorado
Dec. 19	L	4-10	Vancouver	Mar. 25	W	5-2	TORONTO
Dec. 20	T	3-3	Calgary	Mar. 28	T	4-4	NY Islanders
Dec. 23	L	3-6	St. Louis	Mar. 29	L	2-5	EDMONTON
Dec. 26	L	7-9	Hartford	Mar. 31	L	1-5	Quebec
Dec. 27	W	6-4	QUEBEC	Apr. 2	T	1-1	Detroit
Dec. 31	L	1-3	Detroit	Apr. 4	L	2-5	BOSTON
Jan. 3	W	6-4	DETROIT	Apr. 5	W	5-4	Hartford
Jan. 4	L	2-3	Chicago				
Jan. 7	W	7-3	NY ISLANDERS				
Jan. 8	L	2-4	Montreal				
Jan. 10	L	3-5	CHICAGO				

Home games in all CAPS

30-37-13, 3RD, NORRIS DIVISION

1981-82

HIGHLIGHTS

- Michel Dion is named the starting goaltender in the NHL All-Star Game.
- Pittsburgh breaks the New York Islanders' then NHL-record 15-game winning streak with a 4-3 victory on Feb. 21.
- Mike Bullard's 37 goals are the most by a Penguins rookie.
- Paul Baxter sets a team record with 409 penalty minutes.

TRANSACTIONS

June 29, 1981 - Obtained Pat Boutette and Kevin McClelland from Hartford as compensation for Hartford signing free agent Greg Millen.

Dec. 29, 1981 - Obtained Rick MacLeish from Hartford for Russ Anderson.

Feb. 14, 1982 - Obtained Gary Edwards from St. Louis for an eighth-round choice in the 1984 NHL Draft.

GOALTENDERS

GOALIE	W-L-T	GP	MP	GA	SO	GAA
Gary Edwards	3-2-1	6	360	22	1	3.67
Michel Dion	25-24-12	62	3580	226	0	3.79
Nick Ricci	0-3-0	3	160	14	0	5.25
Paul Harrison	3-7-0	13	700	64	0	5.49
TOTALS	31-36-13	80	4800	337	1	4.21

SCORING

PLAYERS	GP	G	A	PTS	PIM
Rick Kehoe	71	33	52	85	8
Randy Carlyle	73	11	64	75	131
Pat Boutette	80	23	51	74	230
Paul Gardner	59	36	33	69	28
Mike Bullard	75	37	27	64	91
George Ferguson	71	22	31	53	45
Rick MacLeish	74	19	28	47	44
Paul Baxter	76	9	34	43	409
Greg Malone	78	15	24	39	125
Pat Price	77	7	31	38	322
Peter Lee	74	18	16	34	98
Doug Shedden	38	10	15	25	12
Gregg Sheppard	58	11	10	21	35
Mark Johnson	46	10	11	21	30
Rod Schutt	35	9	12	21	42
Ron Stackhouse	76	2	19	21	102
Andre St. Laurent	34	10	9	19	32
Bob Simpson	26	9	9	18	4
Steve Gatzos	16	6	8	14	14
Pat Graham	42	6	8	14	55
Mario Faubert	14	4	8	12	14
Greg Hotham	28	4	6	10	16
Jim Hamilton	11	5	3	8	2
Paul Mulvey	27	1	7	8	76
Marc Chorney	60	1	6	7	63
Kevin McClelland	10	1	4	5	4
Randy Boyd	23	0	2	2	49
Russ Anderson	31	0	1	1	98
Michel Dion	62	0	1	1	4
Dave Hannan	1	0	0	0	0
Bennett Wolf	1	0	0	0	2
Nick Ricci	3	0	0	0	0
Tony Feltrin	5	0	0	0	4
Gary Edwards	6	0	0	0	2
Paul Harrison	13	0	0	0	0
Gary Rissling	16	0	0	0	55
Bench					10

GAMES

DATE	RESULT	SCORE	OPPONENT	DATE	RESULT	SCORE	OPPONENT
Oct. 6	L	2-6	St. Louis	Jan. 13	L	1-6	Winnipeg
Oct. 7	T	5-5	Chicago	Jan. 16	L	0-4	Calgary
Oct. 10	W	2-1	QUEBEC	Jan. 17	T	3-3	Vancouver
Oct. 11	L	2-8	Philadelphia	Jan. 20	W	5-4	BOSTON
Oct. 14	L	1-4	NY ISLANDERS	Jan. 21	L	1-6	NY Islanders
Oct. 17	W	5-2	MINNESOTA	Jan. 23	T	5-5	PHILADELPHIA
Oct. 18	L	2-3	Detroit	Jan. 26	L	2-9	NY Islanders
Oct. 20	W	5-3	COLORADO	Jan. 27	L	3-6	NY ISLANDERS
Oct. 22	T	3-3	Calgary	Jan. 30	W	2-1	WINNIPEG
Oct. 23	L	3-8	Edmonton	Jan. 31	L	3-8	Washington
Oct. 25	W	6-4	Vancouver	Feb. 3	L	6-9	MINNESOTA
Oct. 28	L	3-5	TORONTO	Feb. 6	L	4-6	WASHINGTON
Oct. 29	L	4-6	Philadelphia	Feb. 7	L	4-5	Philadelphia
Oct. 31	W	3-1	BUFFALO	Feb. 10	T	3-3	HARTFORD
Nov. 4	W	6-3	NY RANGERS	Feb. 11	L	2-4	Montreal
Nov. 7	W	7-2	PHILADELPHIA	Feb. 13	T	3-3	LOS ANGELES
Nov. 11	W	3-2	Washington	Feb. 16	L	2-6	NY Islanders
Nov. 14	T	3-3	Boston	Feb. 17	L	3-5	NY RANGERS
Nov. 18	W	6-1	ST. LOUIS	Feb. 20	W	6-5	PHILADELPHIA
Nov. 20	T	3-3	TORONTO	Feb. 21	W	4-3	NY ISLANDERS
Nov. 21	L	5-9	Montreal	Feb. 25	L	2-4	NY Islanders
Nov. 24	W	7-1	Quebec	Feb. 27	L	1-4	EDMONTON
Nov. 25	W	2-1	MONTREAL	Feb. 28	W	4-2	NY Rangers
Nov. 28	W	5-3	DETROIT	Mar. 3	L	2-3	BOSTON
Dec. 2	W	4-2	WINNIPEG	Mar. 6	W	6-4	Quebec
Dec. 5	L	1-3	St. Louis	Mar. 7	T	4-4	CALGARY
Dec. 6	L	4-7	Buffalo	Mar. 10	W	7-2	Washington
Dec. 9	L	1-4	PHILADELPHIA	Mar. 13	W	6-2	COLORADO
Dec. 12	W	7-4	WASHINGTON	Mar. 15	L	3-4	Minnesota
Dec. 14	L	4-5	NY Rangers	Mar. 17	L	4-10	Edmonton
Dec. 16	W	7-6	LOS ANGELES	Mar. 20	L	5-7	Los Angeles
Dec. 19	T	3-3	NY RANGERS	Mar. 21	W	6-0	Colorado
Dec. 20	L	1-3	Philadelphia	Mar. 24	L	2-7	NY RANGERS
Dec. 23	T	4-4	Toronto	Mar. 27	T	3-3	CHICAGO
Dec. 26	L	5-7	BUFFALO	Mar. 28	W	6-5	Washington
Dec. 27	L	3-5	NY Rangers	Mar. 31	T	4-4	WASHINGTON
Dec. 30	W	6-2	WASHINGTON	Apr. 2	W	7-5	NY Rangers
Jan. 2	W	9-4	HARTFORD	Apr. 4	W	7-2	NY ISLANDERS
Jan. 3	W	6-4	Hartford				
Jan. 6	L	3-6	Chicago				
Jan. 7	L	4-5	Detroit				
Jan. 9	W	4-3	VANCOUVER				

Home games in all CAPS

31-36-13, 4TH, PATRICK DIVISION

1982-83

HIGHLIGHTS

- Pat Boutette records hat tricks on Oct. 12 vs. Vancouver and Oct. 27 vs. Washington.
- Denis Herron records his fourth shutout as a Penguin in a 0-0 tie with Philadelphia on Dec. 4.
- Rick Kehoe is named to the Prince of Wales Conference All-Star Team.

TRANSACTIONS

- Sept. 15, 1982** - Obtained Denis Herron from Montreal for a third-round choice in the 1985 NHL Draft.
- Oct. 28, 1982** - Obtained Ron Meighan and Anders Hakansson from Minnesota for George Ferguson and a first-round choice in the 1983 NHL Draft.
- Nov. 8, 1982** - Obtained Stan Jonathan from Boston for future considerations.

GOALTENDERS

GOALIE	W-L-T	GP	MP	GA	SO	GAA
Michel Dion	12-30-4	49	2791	198	0	4.26
Denis Herron	5-18-5	31	1707	151	1	5.31
Nick Ricci	1-2-0	3	147	16	0	6.53
Roberto Romano	0-3-0	3	155	18	0	6.97
TOTALS	18-53-9	80	4800	394	1	4.93

SCORING

PLAYERS	GP	G	A	PTS	PIM
Doug Shedden	80	24	43	67	54
Rick Kehoe	75	29	36	65	12
Greg Malone	80	17	44	61	82
Pat Boutette	80	27	29	56	152
Randy Carlyle	61	15	41	56	110
Paul Gardner	70	28	27	55	12
Mike Bullard	57	22	22	44	60
Dave Hannan	74	11	22	33	127
Paul Baxter	75	11	21	32	238
Greg Hotham	58	2	30	32	39
Peter Lee	63	13	13	26	10
Andre St. Laurent	70	13	9	22	105
Anders Hakansson	67	9	12	21	35
Randy Boyd	56	4	14	18	71
Steve Gatzos	44	6	7	13	52
Pat Price	38	1	11	12	104
Kevin McClelland	38	5	4	9	73
Gary Rissing	40	5	4	9	128
Marc Chorney	67	3	5	8	66
Ron Meighan	41	2	6	8	16
Tony Feltrin	32	3	3	6	40
Pat Graham	20	1	5	6	16
Tim Hrynewich	30	2	3	5	48
Doug Lecuyer	12	1	4	5	12
Rick MacLeish	6	0	5	5	2
Rod Buskas	41	2	2	4	102
Stan Jonathan	20	0	3	3	13
Jim Hamilton	5	0	2	2	2
Michel Dion	49	0	2	2	8
Bob Simpson	4	1	0	1	0
Denis Herron	31	0	1	1	14
Rob Garner	1	0	0	0	0
Brian Lundberg	1	0	0	0	2
Nick Ricci	3	0	0	0	0
Roberto Romano	3	0	0	0	0
Rich Sutter	4	0	0	0	0
Rod Schutt	5	0	0	0	0
Bennett Wolf	5	0	0	0	37
George Ferguson	7	0	0	0	2
Ian Turnbull	7	0	0	0	4
Bench					20

GAMES

DATE	RESULT	SCORE	OPPONENT	DATE	RESULT	SCORE	OPPONENT
Oct. 5	T	3-3	New Jersey	Jan. 12	L	0-7	MINNESOTA
Oct. 9	L	3-5	NY RANGERS	Jan. 13	L	1-8	Philadelphia
Oct. 10	L	3-4	Boston	Jan. 15	L	7-8	MONTREAL
Oct. 12	W	5-4	VANCOUVER	Jan. 19	T	1-1	NEW JERSEY
Oct. 14	L	0-9	NY Islanders	Jan. 22	L	3-7	QUEBEC
Oct. 16	L	5-6	NEW JERSEY	Jan. 24	L	2-8	Toronto
Oct. 20	L	3-5	ST. LOUIS	Jan. 26	L	2-6	WASHINGTON
Oct. 21	L	4-8	Quebec	Jan. 28	L	2-7	Washington
Oct. 23	W	4-2	PHILADELPHIA	Jan. 29	L	1-2	NY RANGERS
Oct. 27	W	7-5	WASHINGTON	Jan. 31	L	2-3	New Jersey
Oct. 28	L	2-9	Philadelphia	Feb. 2	L	4-7	Chicago
Oct. 30	L	1-4	CALGARY	Feb. 4	L	4-6	Winnipeg
Oct. 31	L	2-6	NY Rangers	Feb. 5	L	4-7	Calgary
Nov. 2	W	3-1	NY Islanders	Feb. 9	L	2-6	VANCOUVER
Nov. 4	T	4-4	New Jersey	Feb. 10	L	3-7	Boston
Nov. 6	L	2-6	Los Angeles	Feb. 12	W	6-4	LOS ANGELES
Nov. 10	W	5-4	EDMONTON	Feb. 15	L	3-7	DETROIT
Nov. 13	L	1-3	CALGARY	Feb. 17	L	1-4	NY Islanders
Nov. 14	T	6-6	Buffalo	Feb. 19	L	7-10	EDMONTON
Nov. 17	W	4-3	HARTFORD	Feb. 21	L	2-4	Toronto
Nov. 20	W	4-3	BOSTON	Feb. 23	W	6-4	WINNIPEG
Nov. 24	W	4-3	TORONTO	Feb. 24	L	3-6	Philadelphia
Nov. 26	T	6-6	Minnesota	Feb. 26	W	5-4	NEW JERSEY
Nov. 27	L	3-5	St. Louis	Feb. 28	L	3-9	NY Rangers
Dec. 1	L	2-4	CHICAGO	Mar. 1	T	3-3	NY RANGERS
Dec. 2	L	4-5	Washington	Mar. 4	L	2-10	Buffalo
Dec. 4	T	0-0	PHILADELPHIA	Mar. 6	L	3-5	PHILADELPHIA
Dec. 8	W	4-2	BUFFALO	Mar. 10	L	3-4	NY ISLANDERS
Dec. 11	L	4-7	QUEBEC	Mar. 12	W	7-2	Hartford
Dec. 12	L	3-4	Philadelphia	Mar. 13	L	3-4	CHICAGO
Dec. 15	T	4-4	DETROIT	Mar. 16	L	2-3	Minnesota
Dec. 18	L	1-3	WASHINGTON	Mar. 19	W	7-4	Los Angeles
Dec. 20	L	3-6	NY Rangers	Mar. 21	L	3-7	Vancouver
Dec. 21	W	3-2	Hartford	Mar. 26	T	4-4	Washington
Dec. 23	L	4-6	Detroit	Mar. 27	L	1-4	NY ISLANDERS
Dec. 26	W	4-3	NY RANGERS	Mar. 30	W	3-2	MONTREAL
Dec. 28	L	3-6	Washington	Apr. 2	L	3-6	NY Islanders
Dec. 29	L	5-6	ST. LOUIS	Apr. 3	L	3-5	NEW JERSEY
Jan. 1	W	2-1	NY ISLANDERS				
Jan. 2	L	1-5	Montreal				
Jan. 7	L	2-7	Edmonton				
Jan. 9	L	3-4	Winnipeg				

Home games in all CAPS

18-53-9, 6TH, PATRICK DIVISION

1983-84

HIGHLIGHTS

- Lou Angotti is named head coach on July 20.
- Mike Bullard records 51 goals, the fourth Penguin to hit the 50-goal mark.

TRANSACTIONS

Oct. 23, 1983 - Obtained Andy Brickley, Ron Flockhart, Mark Taylor and a first-round choice in the 1984 NHL Draft from Philadelphia for Rich Sutter and second- and third-round choices in the 1984 NHL Draft.

Dec. 5, 1983 - Obtained Tom Roulston from Edmonton for Kevin McClelland and a sixth-round choice in the 1984 NHL Draft.

Mar. 5, 1984 - Obtained Moe Mantha and a first-round choice in the 1984 NHL Draft from Winnipeg for Randy Carlyle.

GOALTENDERS

GOALIE	W-L-T	GP	MP	GA	SO	GAA
Denis Herron	8-24-2	38	2028	138	1	4.08
Roberto Romano	6-11-0	18	1020	78	1	4.59
Michel Dion	2-19-4	30	1553	138	0	5.33
Vincent Tremblay	0-4-0	4	240	24	0	6.00
TOTALS	16-58-6	80	4800	390	2	4.68

SCORING

PLAYERS	GP	G	A	PTS	PIM
Mike Bullard	76	51	41	92	57
Doug Shedden	67	22	35	57	20
Mark Taylor	60	24	31	55	24
Ron Flockhart	76	27	21	48	44
Rick Kehoe	57	18	27	45	8
Tom Roulston	77	16	24	40	24
Pat Boutette	73	14	26	40	142
Andy Brickley	50	18	20	38	9
Kevin McCarthy	78	6	30	36	113
Greg Hotham	76	5	25	30	59
Randy Carlyle	50	3	23	26	82
Bob Errey	65	9	13	22	29
Norm Schmidt	34	6	12	18	12
Bryan Maxwell	48	3	15	18	111
Gary Rissling	47	4	13	17	297
Tom O'Regan	51	4	10	14	8
Greg Fox	73	2	10	12	97
Tim Hrynewich	25	4	5	9	34
Marty McSorley	72	2	7	9	224
Tom Thornbury	14	1	8	9	16
Warren Young	15	1	7	8	19
Steve Gatzos	23	3	3	6	15
Kevin McClelland	24	2	4	6	62
Rod Buskas	47	2	4	6	60
Bob Gladney	13	1	5	6	2
Ted Bulley	26	3	2	5	12
Dave Hannan	24	2	3	5	33
Paul Gardner	16	0	5	5	6
Jim Hamilton	11	2	2	4	4
Rod Schutt	11	1	3	4	4
Rocky Saganiuk	29	1	3	4	37
Darren Lowe	8	1	2	3	0
Andre St. Laurent	8	2	0	2	21
Mitch Lamoureux	8	1	1	2	6
Tim Tookey	8	0	2	2	2
Dean DeFazio	22	0	2	2	28
Greg Tebbutt	24	0	2	2	31
Marc Chorney	4	0	1	1	8
Phil Bourque	5	0	1	1	12
Randy Boyd	5	0	1	1	6
Michel Dion	30	0	1	1	2
Grant Sasser	3	0	0	0	0
Vincent Tremblay	4	0	0	0	0
Rich Sutter	5	0	0	0	0
Todd Charlesworth	10	0	0	0	8
Troy Loney	13	0	0	0	9
Roberto Romano	18	0	0	0	0
Denis Herron	38	0	0	0	21
Bench					14

GAMES

DATE	RESULT	SCORE	OPPONENT	DATE	RESULT	SCORE	OPPONENT
Oct. 4	L	3-5	St. Louis	Jan. 14	L	3-7	Boston
Oct. 8	L	1-6	NY RANGERS	Jan. 15	L	0-2	Chicago
Oct. 9	L	1-7	Philadelphia	Jan. 18	L	4-5*	WINNIPEG
Oct. 12	L	3-4*	WINNIPEG	Jan. 20	W	6-3	NY Rangers
Oct. 14	W	4-0	Washington	Jan. 21	L	2-3	WASHINGTON
Oct. 15	L	4-6	HARTFORD	Jan. 25	L	3-6	NY RANGERS
Oct. 18	L	1-3	BUFFALO	Jan. 28	L	2-5	Montreal
Oct. 22	L	1-6	BOSTON	Jan. 29	L	3-7	Buffalo
Oct. 25	L	0-1	WASHINGTON	Feb. 1	W	4-0	MINNESOTA
Oct. 27	W	4-2	Chicago	Feb. 4	L	5-6	NY Islanders
Oct. 29	L	1-3	PHILADELPHIA	Feb. 5	L	4-5	NY ISLANDERS
Oct. 30	W	5-3	New Jersey	Feb. 8	L	5-6*	BUFFALO
Nov. 2	W	6-3	Winnipeg	Feb. 9	L	3-9	Detroit
Nov. 3	T	3-3*	Calgary	Feb. 11	W	3-2	NEW JERSEY
Nov. 5	L	3-7	Edmonton	Feb. 13	L	1-6	Quebec
Nov. 8	T	4-4*	CALGARY	Feb. 16	L	3-10	Calgary
Nov. 11	L	5-6	NY ISLANDERS	Feb. 17	W	4-1	Vancouver
Nov. 12	W	4-2	NY Islanders	Feb. 19	L	3-7	Edmonton
Nov. 16	L	2-3	TORONTO	Feb. 22	L	2-9	EDMONTON
Nov. 19	T	4-4*	ST. LOUIS	Feb. 25	T	3-3*	CHICAGO
Nov. 20	L	4-5*	Philadelphia	Feb. 26	L	3-4*	NY Rangers
Nov. 23	W	4-1	NEW JERSEY	Feb. 29	L	5-9	VANCOUVER
Nov. 25	L	2-5	Detroit	Mar. 1	L	1-9	Washington
Nov. 26	L	4-7	DETROIT	Mar. 3	W	4-3	LOS ANGELES
Nov. 29	L	4-6	Minnesota	Mar. 5	L	2-5	WASHINGTON
Dec. 1	L	4-6	MINNESOTA	Mar. 6	L	5-6	New Jersey
Dec. 3	L	3-6	PHILADELPHIA	Mar. 8	L	6-8	QUEBEC
Dec. 6	L	3-5	BOSTON	Mar. 11	L	4-6	NY ISLANDERS
Dec. 11	T	3-3*	MONTREAL	Mar. 13	L	3-4	Vancouver
Dec. 13	W	3-2	HARTFORD	Mar. 14	L	6-7	Los Angeles
Dec. 15	L	1-3	Montreal	Mar. 17	W	4-2	Hartford
Dec. 17	L	5-6	LOS ANGELES	Mar. 21	W	3-1	TORONTO
Dec. 18	T	3-3*	Toronto	Mar. 22	L	4-13	Philadelphia
Dec. 20	L	3-11	NY Islanders	Mar. 24	L	0-6	Washington
Dec. 21	L	1-6	NY Rangers	Mar. 25	L	3-4	WASHINGTON
Dec. 23	W	6-5*	New Jersey	Mar. 28	L	3-5	PHILADELPHIA
Dec. 26	W	7-4	NY RANGERS	Mar. 29	L	4-6	NY Rangers
Dec. 31	L	0-2	St. Louis	Apr. 1	L	1-2	NY ISLANDERS
Jan. 3	L	5-7	PHILADELPHIA				
Jan. 6	L	1-3	New Jersey				
Jan. 7	L	4-7	NEW JERSEY				
Jan. 10	L	1-7	Quebec				

* - Overtime

| Home games in all CAPS

16-58-6, 6TH, PATRICK DIVISION

1984-85

HIGHLIGHTS

- Bob Berry is named head coach on June 4.
- The Penguins draft Mario Lemieux, Doug Bodger and Roger Belanger in the first round of the 1984 NHL Draft on June 9, marking the first time the team selected more than one player in the first round. Lemieux is also the first Penguin to be drafted first overall.
- Mario Lemieux records three points (2G-1A) and is named MVP of the NHL All-Star Game in Calgary.
- Mario Lemieux becomes just the third rookie in NHL history to record 100 points (43G-57A), wins the Calder Trophy as Rookie of the Year, and is named to the All-Rookie Team.
- Mario Lemieux and Warren Young each record 40 goals, the first time two Penguins rookies reach the mark.
- Warren Young is also named to the All-Rookie Team.

TRANSACTIONS

Oct. 11, 1984 - Obtained Randy Hillier from Boston for a fourth-round choice in the 1985 NHL Draft.

Nov. 16, 1984 - Obtained Ville Siren from Hartford for Pat Boutette.

GOALTENDERS

GOALIE	W-L-T	GP	MP	GA	SO	GAA
Roberto Romano	9-17-2	31	1629	120	1	4.42
Denis Herron	10-22-3	42	2193	169	1	4.62
Michel Dion	3-6-0	10	553	43	0	4.67
Brian Ford	2-6-0	8	457	48	0	6.30
TOTALS	24-51-5	80	4832	385	2	4.78

SCORING

PLAYERS	GP	G	A	PTS	PIM
Mario Lemieux	73	43	57	100	54
Warren Young	80	40	32	72	176
Doug Shedden	80	35	32	67	30
Mike Bullard	68	32	31	63	75
John Chabot	77	9	51	60	14
Wayne Babych	65	20	34	54	35
Moe Mantha	71	11	40	51	54
Doug Bodger	65	5	26	31	67
Andy Brickley	45	7	15	22	10
Randy Hillier	45	2	19	21	56
Mitch Lamoureux	62	11	8	19	53
Gary Rissling	56	10	9	19	209
Kevin McCarthy	64	9	10	19	30
Troy Loney	46	10	8	18	59
Mark Taylor	47	7	10	17	19
Dave Hannan	30	6	7	13	43
Bruce Crowder	26	4	7	11	23
Joe McDonnell	40	2	9	11	20
Rod Buskas	69	2	7	9	191
Todd Charlesworth	67	1	8	9	31
Roger Belanger	44	3	5	8	32
Wally Weir	48	2	6	8	90
Bryan Maxwell	44	0	8	8	57
Jim McGeough	25	3	4	7	16
Greg Fox	26	2	5	7	26
Arto Javanainen	14	4	1	5	2
Ron Flockhart	12	0	5	5	4
Pat Boutette	14	1	3	4	24
Jim Hamilton	11	2	1	3	0
Steve Gatzos	6	0	2	2	2
Rick Kehoe	6	0	2	2	0
Greg Hotham	11	0	2	2	4
Bob Errey	16	0	2	2	7
Michel Dion	10	0	1	1	0
Bob Geale	1	0	0	0	2
Tom O'Regan	1	0	0	0	0
Petteri Lehto	6	0	0	0	4
Mike Rowe	6	0	0	0	7
Brian Ford	8	0	0	0	0
Marty McSorley	15	0	0	0	15
Roberto Romano	31	0	0	0	2
Denis Herron	42	0	0	0	4

GAMES

DATE	RESULT	SCORE	OPPONENT	DATE	RESULT	SCORE	OPPONENT
Oct. 11	L	3-4	Boston	Jan. 19	W	5-4	CHICAGO
Oct. 13	L	3-4	Montreal	Jan. 21	L	6-7	Winnipeg
Oct. 17	W	4-3	VANCOUVER	Jan. 23	L	3-4	Minnesota
Oct. 20	W	3-1	PHILADELPHIA	Jan. 25	T	6-6*	Calgary
Oct. 21	L	2-4	Philadelphia	Jan. 26	L	3-6	Edmonton
Oct. 24	L	2-5	NEW JERSEY	Jan. 30	L	5-6	TORONTO
Oct. 27	W	6-5	MONTREAL	Feb. 2	L	0-4	NY ISLANDERS
Oct. 30	W	4-3	DETROIT	Feb. 7	L	3-6	New Jersey
Oct. 31	W	7-6	New Jersey	Feb. 9	L	1-4	NY Islanders
Nov. 3	L	5-7	NY RANGERS	Feb. 10	L	3-4	LOS ANGELES
Nov. 6	T	3-3*	EDMONTON	Feb. 14	L	4-5	Chicago
Nov. 8	L	2-6	ST. LOUIS	Feb. 16	L	1-8	QUEBEC
Nov. 10	L	4-5	NY Islanders	Feb. 18	L	2-8	Philadelphia
Nov. 14	W	4-3*	Winnipeg	Feb. 20	W	6-3	CALGARY
Nov. 16	L	6-7	Vancouver	Feb. 22	L	3-8	NY RANGERS
Nov. 17	L	3-5	Los Angeles	Feb. 23	W	3-1	Minnesota
Nov. 21	T	3-3*	WASHINGTON	Feb. 25	L	4-5	MINNESOTA
Nov. 22	L	3-9	Hartford	Feb. 27	L	4-6	WINNIPEG
Nov. 24	L	3-5	NEW JERSEY	Mar. 2	W	5-4	NY RANGERS
Nov. 27	T	2-2*	BUFFALO	Mar. 3	L	3-7	NY Rangers
Nov. 29	L	3-6	CHICAGO	Mar. 5	L	0-6	Los Angeles
Dec. 1	L	1-3	Philadelphia	Mar. 7	L	1-5	St. Louis
Dec. 2	L	1-9	Washington	Mar. 9	W	6-5*	Boston
Dec. 5	W	7-4	ST. LOUIS	Mar. 10	L	4-11	Philadelphia
Dec. 7	W	4-3*	NY Rangers	Mar. 13	L	3-7	BOSTON
Dec. 8	W	6-4	CALGARY	Mar. 16	W	5-0	NY RANGERS
Dec. 12	W	4-3	NY ISLANDERS	Mar. 17	L	3-4	Hartford
Dec. 15	W	5-2	Toronto	Mar. 19	L	3-5	PHILADELPHIA
Dec. 19	L	2-3	NEW JERSEY	Mar. 22	L	1-3	Buffalo
Dec. 21	W	4-2	PHILADELPHIA	Mar. 24	L	3-7	Washington
Dec. 22	L	2-5	NY Islanders	Mar. 26	L	4-5	NY Rangers
Dec. 26	W	6-5	NY ISLANDERS	Mar. 27	W	4-3	NEW JERSEY
Dec. 28	W	4-0	HARTFORD	Mar. 30	L	4-6	New Jersey
Dec. 29	L	2-10	Quebec	Mar. 31	L	2-4	MONTREAL
Dec. 31	T	4-4*	Detroit	Apr. 2	L	3-4	NY Islanders
Jan. 2	W	2-1	Toronto	Apr. 3	L	2-3	DETROIT
Jan. 4	L	2-7	Buffalo	Apr. 6	L	4-7	WASHINGTON
Jan. 5	L	3-8	QUEBEC	Apr. 7	L	3-7	Washington
Jan. 9	W	7-4	VANCOUVER				
Jan. 12	W	4-3	EDMONTON				
Jan. 16	L	4-5	WASHINGTON				
Jan. 17	L	2-6	Washington				

* - Overtime

| Home games in all CAPS

24-51-5, 6TH, PATRICK DIVISION

1985-86

HIGHLIGHTS

- Mario Lemieux records his first career hat trick on Dec. 31 at St. Louis with four goals.
- Lemieux records a 28-game point streak from Jan. 11 through Mar. 15, recording 59 points (21G-38A) in that span.
- Pittsburgh ties the Russian Dynamo, 3-3, on Jan. 4 before a sellout crowd.
- Lemieux records his 100th point of the season on Feb. 15, becoming the first Penguin to record back-to-back 100 point seasons.

TRANSACTIONS

- Sept. 10, 1985** - Obtained Gilles Meloche from Edmonton for Tim Hrynewich and Marty McSorley.
- Oct. 4, 1985** - Obtained Randy Cunneyworth and Mike Moller from Buffalo for Pat Hughes.
- Mar. 11, 1986** - Obtained Ron Duguay from Detroit for Doug Shedden.

GOALTENDERS

GOALIE	W-L-T	GP	MP	GA	SO	GAA
Roberto Romano	21-20-3	46	2683	159	2	3.55
Gilles Meloche	13-15-5	34	1989	119	0	3.59
Denis Herron	0-3-0	3	180	14	0	4.67
TOTALS	34-38-8	80	4852	305	2	3.77

SCORING

PLAYERS	GP	G	A	PTS	PIM
Mario Lemieux	79	48	93	141	43
Mike Bullard	77	41	42	83	69
Moe Mantha	78	15	52	67	102
Doug Shedden	67	32	34	66	32
Terry Ruskowski	72	26	37	63	167
Ron Duguay	80	25	36	61	32
Randy Cunneyworth	75	15	30	45	74
John Chabot	77	14	31	45	6
Doug Bodger	79	4	33	37	63
Dave Hannan	75	17	18	35	91
Willy Lindstrom	71	14	17	31	30
Mike Blaisdell	66	15	14	29	36
Norm Schmidt	66	15	14	29	57
Jim Johnson	80	3	26	29	115
Craig Simpson	76	11	17	28	49
Dan Frawley	69	10	11	21	174
Bob Errey	37	11	6	17	8
Ville Siren	60	4	8	12	32
Troy Loney	47	3	9	12	95
Rod Buskas	72	2	7	9	159
Jim McGeough	17	3	2	5	8
Chris Dahlquist	5	1	2	3	2
Tom O'Regan	9	1	2	3	2
Randy Hillier	28	0	3	3	53
Ted Nolan	18	1	1	2	34
Dwight Mathieson	4	1	0	1	2
Todd Charlesworth	2	0	1	1	0
Gilles Meloche	34	0	1	1	2
Roberto Romano	46	0	1	1	4
Wayne Babych	2	0	0	0	0
Denis Herron	3	0	0	0	0
Joe McDonnell	3	0	0	0	2
Mike Rowe	3	0	0	0	4
Phil Bourque	4	0	0	0	2
Tom Roulston	5	0	0	0	2

GAMES

DATE	RESULT	SCORE	OPPONENT	DATE	RESULT	SCORE	OPPONENT
Oct. 10	L	3-5	MONTREAL	Jan. 11	T	3-3*	BUFFALO
Oct. 12	L	2-4	PHILADELPHIA	Jan. 15	W	6-3	NY ISLANDERS
Oct. 15	W	3-2	MINNESOTA	Jan. 18	W	5-2	St. Louis
Oct. 16	T	5-5*	Chicago	Jan. 19	W	3-2	MINNESOTA
Oct. 19	L	3-4	Quebec	Jan. 22	W	7-4	Edmonton
Oct. 23	W	5-4	Toronto	Jan. 24	L	3-4	Vancouver
Oct. 24	W	6-4	TORONTO	Jan. 25	L	2-5	Calgary
Oct. 26	T	4-4*	QUEBEC	Jan. 28	T	2-2*	PHILADELPHIA
Oct. 29	L	3-4	HARTFORD	Jan. 29	W	4-1	New Jersey
Oct. 30	L	3-6	Detroit	Feb. 1	L	3-4	NY Islanders
Nov. 2	T	4-4*	Montreal	Feb. 2	L	2-3	Boston
Nov. 4	L	2-4	NY RANGERS	Feb. 8	W	4-0	NEW JERSEY
Nov. 6	L	1-4	WASHINGTON	Feb. 12	W	8-1	WASHINGTON
Nov. 8	L	3-5	New Jersey	Feb. 15	W	9-4	VANCOUVER
Nov. 9	W	3-1	CHICAGO	Feb. 16	T	5-5*	New Jersey
Nov. 13	W	6-3	Vancouver	Feb. 19	W	5-2	WINNIPEG
Nov. 16	L	3-4*	Los Angeles	Feb. 21	W	7-3	Detroit
Nov. 19	L	3-4	Washington	Feb. 22	L	3-5	ST. LOUIS
Nov. 20	L	1-3	WASHINGTON	Feb. 24	W	6-5*	LOS ANGELES
Nov. 22	W	8-1	WINNIPEG	Feb. 26	W	5-2	BUFFALO
Nov. 24	L	4-7	Philadelphia	Feb. 27	L	3-8	NY Rangers
Nov. 27	W	7-1	TORONTO	Mar. 1	W	5-1	HARTFORD
Nov. 30	W	5-4	NY RANGERS	Mar. 4	L	3-6	Calgary
Dec. 2	W	6-0	NY Rangers	Mar. 7	L	3-5	Edmonton
Dec. 4	W	5-2	DETROIT	Mar. 9	L	3-5	Winnipeg
Dec. 6	W	3-1	Buffalo	Mar. 11	L	3-5	Washington
Dec. 7	L	1-5	NEW JERSEY	Mar. 12	L	2-5	BOSTON
Dec. 10	L	4-7	NY Islanders	Mar. 15	T	2-2*	NY RANGERS
Dec. 11	T	4-4*	NY ISLANDERS	Mar. 17	L	3-5	WASHINGTON
Dec. 14	L	4-5	Hartford	Mar. 19	W	7-3	New Jersey
Dec. 15	W	5-2	NY Rangers	Mar. 20	L	1-5	Philadelphia
Dec. 17	W	4-3	CALGARY	Mar. 22	W	7-4	Quebec
Dec. 19	W	4-3*	Minnesota	Mar. 26	L	3-8	EDMONTON
Dec. 21	L	2-4	PHILADELPHIA	Mar. 29	L	3-4	Montreal
Dec. 22	L	2-3*	Philadelphia	Apr. 1	L	3-5	Washington
Dec. 26	W	4-3	BOSTON	Apr. 2	L	2-7	NY ISLANDERS
Dec. 28	L	2-4	NY ISLANDERS	Apr. 5	L	3-4*	PHILADELPHIA
Dec. 31	W	8-4	St. Louis	Apr. 6	W	5-4*	NY Rangers
Jan. 1	L	4-7	Chicago				
Jan. 6	W	4-3	NEW JERSEY				
Jan. 8	W	7-3	LOS ANGELES				
Jan. 9	L	0-9	NY Islanders				

* - Overtime
 | Home games in all CAPS

34-38-8, 5TH, PATRICK DIVISION

1986-87

HIGHLIGHTS

- The Penguins defeat Buffalo, 5-4, in overtime on Oct. 22 to extend their record start-of-the-season winning streak to seven games.
- Mario Lemieux records 107 points (54G-53A), topping the century mark for the third consecutive season.

TRANSACTIONS

- Nov. 12, 1986** - Obtained Dan Quinn from Calgary for Mike Bullard.
- Jan. 21, 1987** - Obtained Chris Kontos from the New York Rangers for Ron Duguay.
- Feb. 6, 1987** - Obtained Pat Riggin from Boston for Roberto Romano.

GOALTENDERS

GOALIE	W-L-T	GP	MP	GA	SO	GAA
Pat Riggin	8-6-3	17	988	55	0	3.34
Gilles Meloche	13-19-7	43	2343	134	0	3.43
Roberto Romano	9-11-2	25	1438	87	0	3.63
Steve Guenette	0-2-0	2	113	8	0	4.25
Team					1	
TOTALS	30-38-12	80	4882	290	1	3.56

SCORING

PLAYERS	GP	G	A	PTS	PIM
Mario Lemieux	63	54	53	107	57
Dan Quinn	80	31	49	80	54
Randy Cunneynworth	79	26	27	53	142
Craig Simpson	72	26	25	51	57
Terry Ruskowski	70	14	37	51	147
Doug Bodger	76	11	38	49	52
Moe Mantha	62	9	31	40	44
John Chabot	72	14	22	36	8
Bob Errey	72	16	18	34	46
Jim Johnson	80	5	25	30	116
Dan Frawley	78	14	14	28	218
Kevin LaVallee	33	8	20	28	4
Dave Hannan	58	10	15	25	56
Willy Lindstrom	60	10	13	23	6
Ville Siren	69	5	18	23	50
Warren Young	50	8	13	21	103
Ron Duguay	40	5	13	18	30
Rod Buskas	68	3	15	18	123
Chris Kontos	31	8	9	17	6
Troy Loney	23	8	7	15	22
Randy Hillier	55	4	8	12	97
Mike Bullard	14	2	10	12	17
Dwight Schofield	25	1	6	7	59
Norm Schmidt	20	1	5	6	4
Phil Bourque	22	2	3	5	32
Jim McGeough	11	1	4	5	8
Mitch Wilson	17	2	1	3	83
Lee Giffin	8	1	1	2	0
Mike Blaisdell	10	1	1	2	2
Neil Belland	3	0	1	1	0
Dwight Mathiasen	6	0	1	1	2
Chris Dahlquist	19	0	1	1	22
Pat Riggin	27	0	1	1	2
Gilles Meloche	43	0	1	1	20
Todd Charlesworth	1	0	0	0	0
Alain Lemieux	1	0	0	0	0
Steve Guenette	2	0	0	0	0
Mike Rowe	2	0	0	0	0
Carl Mokosak	3	0	0	0	4
Roberto Romano	25	0	0	0	0
Bench					16

GAMES

DATE	RESULT	SCORE	OPPONENT	DATE	RESULT	SCORE	OPPONENT
Oct. 9	W	5-4	WASHINGTON	Jan. 14	L	3-4	WINNIPEG
Oct. 11	W	6-5*	NY RANGERS	Jan. 17	L	2-4	Boston
Oct. 12	W	4-1	Chicago	Jan. 18	L	0-1	DETROIT
Oct. 14	W	4-3*	LOS ANGELES	Jan. 21	L	5-10	Los Angeles
Oct. 17	W	7-3	Buffalo	Jan. 23	W	6-0	Vancouver
Oct. 18	W	8-4	NEW JERSEY	Jan. 24	L	2-4	Edmonton
Oct. 22	W	5-4*	BUFFALO	Jan. 27	W	7-5	WASHINGTON
Oct. 23	L	3-5	Philadelphia	Jan. 29	L	3-5	Philadelphia
Oct. 25	W	4-2	PHILADELPHIA	Feb. 1	L	6-8	HARTFORD
Oct. 28	L	2-5	Hartford	Feb. 5	L	5-6	Boston
Oct. 29	L	6-8	NEW JERSEY	Feb. 7	W	4-1	CHICAGO
Nov. 1	T	3-3*	St. Louis	Feb. 8	W	2-1*	New Jersey
Nov. 4	T	2-2*	VANCOUVER	Feb. 14	T	3-3*	VANCOUVER
Nov. 8	W	4-2	Minnesota	Feb. 15	L	1-4	NY Rangers
Nov. 9	L	1-2	Detroit	Feb. 17	L	1-3	CALGARY
Nov. 12	W	2-1	BOSTON	Feb. 19	T	4-4*	Philadelphia
Nov. 14	L	4-5	New Jersey	Feb. 21	L	5-6	NEW JERSEY
Nov. 15	W	5-2	QUEBEC	Feb. 22	W	4-2	NY Rangers
Nov. 18	L	1-3	Winnipeg	Feb. 24	W	5-2	EDMONTON
Nov. 20	W	5-2	Calgary	Feb. 26	L	4-5	NY Islanders
Nov. 22	W	5-4	Washington	Feb. 28	L	1-2	CHICAGO
Nov. 25	L	1-5	NY Islanders	Mar. 1	T	5-5*	ST. LOUIS
Nov. 26	L	2-3	NY ISLANDERS	Mar. 3	W	8-1	Quebec
Nov. 29	T	5-5*	NY RANGERS	Mar. 5	L	2-7	Toronto
Nov. 30	T	2-2*	NY Rangers	Mar. 7	W	7-3	Minnesota
Dec. 5	L	2-4	EDMONTON	Mar. 8	W	5-3	Winnipeg
Dec. 6	W	5-2	MINNESOTA	Mar. 10	L	3-6	NY ISLANDERS
Dec. 10	L	4-6	CALGARY	Mar. 12	W	6-3	QUEBEC
Dec. 12	W	8-3	TORONTO	Mar. 14	L	2-3*	NY RANGERS
Dec. 13	L	2-3*	Toronto	Mar. 18	W	5-4	ST. LOUIS
Dec. 17	L	0-3	Los Angeles	Mar. 20	L	3-4	Washington
Dec. 20	L	4-6	PHILADELPHIA	Mar. 22	L	1-3	Philadelphia
Dec. 22	T	4-4*	Montreal	Mar. 24	T	3-3*	PHILADELPHIA
Dec. 23	L	3-4*	NY Islanders	Mar. 28	L	4-5	Hartford
Dec. 26	T	3-3*	Buffalo	Mar. 29	L	1-4	MONTREAL
Dec. 27	T	3-3*	NY ISLANDERS	Mar. 31	L	3-5	New Jersey
Dec. 30	L	3-5	NY RANGERS	Apr. 2	W	6-2	NEW JERSEY
Jan. 1	L	3-4*	Washington	Apr. 4	W	4-3*	DETROIT
Jan. 3	W	6-3	MONTREAL				
Jan. 7	W	5-2	WASHINGTON				
Jan. 9	L	2-3	Washington				
Jan. 13	T	3-3*	NY Islanders				

* - Overtime
 | Home games in all CAPS

30-38-12, 5TH, PATRICK DIVISION

1987-88

HIGHLIGHTS

- Pierre Creamer is named head coach on June 4, 1987.
- Mario Lemieux picks up his second All-Star MVP award after posting six points (3G-3A), including the game-winning goal in overtime, at St. Louis.
- Lemieux sets then team records for goals (70), assists (98), points (168) and power-play goals (22).
- Lemieux wins his first Art Ross Trophy and his first Hart Trophy, becoming the first Penguin to win either award.
- Tony Esposito is named general manager on Apr. 14.
- Pierre Creamer is relieved of his coaching duties on June 14, 1988.

TRANSACTIONS

Nov. 24, 1987 - Obtained Paul Coffey, Dave Hunter and Wayne Van Dorp from Edmonton for Craig Simpson, Moe Mantha, Dave Hannan and Chris Joseph.

GOALTENDERS

GOALIE	W-L-T	GP	MP	GA	SO	GAA
Steve Guenette	12-7-0	19	1092	61	1	3.35
Pat Riggin	7-8-4	22	1169	76	0	3.90
Frank Pietrangelo	9-11-0	21	1207	80	1	3.98
Gilles Meloche	8-9-5	27	1394	95	0	4.09
TOTALS	36-35-9	80	4862	316	2	3.90

SCORING

PLAYERS	GP	G	A	PTS	PIM
Mario Lemieux	77	70	98	168	92
Dan Quinn	70	40	39	79	50
Randy Cunneynworth	71	35	39	74	141
Paul Coffey	46	15	52	67	93
Doug Bodger	69	14	31	45	103
Rob Brown	51	24	20	44	56
Dave Hunter	80	14	21	35	83
Charlie Simmer	50	11	17	28	24
Jock Callander	41	11	16	27	45
Craig Simpson	21	13	13	26	34
Bryan Erickson	53	7	19	26	20
Ville Siren	58	1	20	21	62
Dave McLlwain	66	11	8	19	40
Troy Loney	65	5	13	18	151
Phil Bourque	21	4	12	16	20
Dan Frawley	47	6	8	14	152
Randy Hillier	55	1	12	13	144
Jim Johnson	55	1	12	13	87
Rod Buskas	76	4	8	12	206
Steve Gotaas	36	5	6	11	45
Zarley Zalapski	15	3	8	11	7
Moe Mantha	21	2	8	10	23
Bob Errey	17	3	6	9	18
Chris Dahlquist	44	3	6	9	69
Mark Kachowski	38	5	3	8	126
Perry Ganchar	31	3	5	8	36
Wilf Paiement	23	2	6	8	39
Chris Kontos	36	1	7	8	12
Kevin Stevens	16	5	2	7	8
Dave Hannan	21	4	3	7	23
Dwight Mathiasen	23	0	6	6	14
Wayne Van Dorp	25	1	3	4	75
Chris Joseph	17	0	4	4	12
Norm Schmidt	5	1	2	3	0
Todd Charlesworth	6	2	0	2	2
Brad Aitken	5	1	1	2	0
Lee Giffin	19	0	2	2	9
Frank Pietrangelo	21	0	2	2	2
Scott Gruhl	6	1	0	1	0
Pat Mayer	1	0	0	0	4
Dave Goetz	2	0	0	0	2
Warren Young	7	0	0	0	15
Jimmy Mann	9	0	0	0	53
Steve Guenette	19	0	0	0	2
Pat Riggin	22	0	0	0	12
Gilles Meloche	27	0	0	0	0

GAMES

DATE	RESULT	SCORE	OPPONENT	DATE	RESULT	SCORE	OPPONENT
Oct. 8	T	4-4*	NY Rangers	Jan. 10	L	5-7	Detroit
Oct. 9	L	3-6	New Jersey	Jan. 12	T	5-5*	NY ISLANDERS
Oct. 13	W	8-3	BUFFALO	Jan. 15	L	4-5	PHILADELPHIA
Oct. 15	T	6-6	NY RANGERS	Jan. 16	W	4-3	Toronto
Oct. 17	L	2-3	Montreal	Jan. 19	W	6-4	NY Islanders
Oct. 18	L	2-3	Philadelphia	Jan. 20	W	8-3	Chicago
Oct. 21	L	4-5	NEW JERSEY	Jan. 23	W	4-3*	Montreal
Oct. 23	L	2-5	Detroit	Jan. 25	L	4-6	EDMONTON
Oct. 24	W	5-3	BUFFALO	Jan. 27	L	1-4	WINNIPEG
Oct. 27	T	4-4*	LOS ANGELES	Jan. 28	L	3-6	New Jersey
Oct. 29	L	0-4	TORONTO	Jan. 30	W	4-2	CHICAGO
Oct. 31	W	5-4*	Quebec	Feb. 2	W	3-2*	WASHINGTON
Nov. 3	W	5-1	PHILADELPHIA	Feb. 4	W	1-0	MINNESOTA
Nov. 5	W	4-2	NY Islanders	Feb. 6	W	5-4	HARTFORD
Nov. 7	L	1-4	Boston	Feb. 7	L	3-6	NY Rangers
Nov. 11	W	3-2	WASHINGTON	Feb. 13	W	7-5	Los Angeles
Nov. 12	L	2-5	Philadelphia	Feb. 17	L	0-5	Vancouver
Nov. 14	W	3-2*	NY RANGERS	Feb. 19	L	3-7	Edmonton
Nov. 17	L	4-6	Vancouver	Feb. 21	L	4-5	ST. LOUIS
Nov. 20	L	1-4	Edmonton	Feb. 23	L	3-4*	WINNIPEG
Nov. 21	T	4-4*	Calgary	Feb. 25	L	1-2	NY Rangers
Nov. 25	W	6-4	QUEBEC	Feb. 28	L	5-7	Chicago
Nov. 27	W	4-2	Washington	Mar. 1	W	8-3	MINNESOTA
Nov. 28	T	5-5*	WASHINGTON	Mar. 5	W	8-3	NY ISLANDERS
Dec. 2	L	1-7	NY ISLANDERS	Mar. 7	W	5-4	Calgary
Dec. 5	W	6-3	VANCOUVER	Mar. 10	L	4-6	St. Louis
Dec. 9	W	5-2	CALGARY	Mar. 12	L	3-6	Minnesota
Dec. 11	W	6-4	NY ISLANDERS	Mar. 13	W	5-4	Winnipeg
Dec. 12	L	2-5	St. Louis	Mar. 16	W	5-2	TORONTO
Dec. 15	L	2-5	PHILADELPHIA	Mar. 19	W	7-0	PHILADELPHIA
Dec. 17	W	7-4	New Jersey	Mar. 20	L	2-4	Philadelphia
Dec. 19	W	4-3	NY RANGERS	Mar. 23	W	7-1	WASHINGTON
Dec. 20	W	8-4	NY Rangers	Mar. 25	W	5-2	MONTREAL
Dec. 23	L	2-6	NEW JERSEY	Mar. 27	W	6-3	Quebec
Dec. 26	W	6-3	DETROIT	Mar. 29	L	0-4	New Jersey
Dec. 27	T	3-3*	Buffalo	Mar. 31	L	2-7	NEW JERSEY
Dec. 29	T	4-4*	BOSTON	Apr. 2	W	7-6*	Washington
Jan. 1	L	3-5	Washington	Apr. 3	W	4-2	HARTFORD
Jan. 2	L	2-3	NY Islanders				
Jan. 5	T	4-4*	LOS ANGELES				
Jan. 7	L	2-3	BOSTON				
Jan. 9	L	4-5*	Hartford				

* - Overtime

| Home games in all CAPS

36-35-9, 6TH, PATRICK DIVISION

1988-89

HIGHLIGHTS

- Gene Ubriaco is hired as head coach on June 28.
- Mario Lemieux records a club-record five goals five different ways on Dec. 31 vs. New Jersey, scoring one goal each at even strength, on the power play, shorthanded, on a penalty shot and into an empty net.
- Lemieux betters his records for goals (85), assists (114), points (199), power-play goals (31), shorthanded goals (13) and hat tricks (9).
- Pittsburgh sets an NHL record with 119 power-play goals.
- The Penguins return to the postseason for the first time in seven seasons, sweeping the Rangers before falling to Philadelphia in seven games.
- Lemieux ties NHL playoff records for goals (5) and points (8) in a game in a 10-7 Pittsburgh Game 1 win against Philadelphia.
- Lemieux captures his second Art Ross Trophy.

TRANSACTIONS

Sept. 1, 1988 - Obtained Wendell Young and a seventh-round choice in the 1990 NHL Draft from Philadelphia for a third-round choice in the 1990 NHL Draft.

Nov. 12, 1988 - Obtained Tom Barrasso and a third-round choice in the 1990 NHL Draft from Buffalo for Doug Bodger and Darrin Shannon.

GOALTENDERS

GOALIE	W-L-T	GP	MP	GA	SO	GAA
Frank Pietrangelo	5-3-0	15	669	45	0	4.04
Tom Barrasso	18-15-7	44	2406	162	0	4.04
Steve Guenette	5-6-0	11	574	41	0	4.29
Wendell Young	12-9-0	22	1150	92	0	4.80
Rick Tabaracci	0-0-0	1	33	4	0	7.27
TOTALS	40-33-7	80	4844	349	0	4.32

SCORING

PLAYERS	GP	G	A	PTS	PIM
Mario Lemieux	76	85	114	199	100
Rob Brown	68	49	66	115	118
Paul Coffey	75	30	83	113	193
Dan Quinn	79	34	60	94	102
Bob Errey	76	26	32	58	124
John Cullen	79	12	37	49	112
Zarley Zalapski	58	12	33	45	57
Randy Cunneynworth	70	25	19	44	156
Phil Bourque	80	17	26	43	97
Dave Hannan	72	10	20	30	157
Randy Hillier	68	1	23	24	141
Troy Loney	69	10	6	16	165
Jim Johnson	76	2	14	16	163
Kevin Stevens	24	12	3	15	19
Jock Callander	30	6	5	11	20
Tom Barrasso	54	0	8	8	70
Dan Frawley	46	3	4	7	66
Steve Dykstra	65	1	6	7	126
Chris Dahlquist	43	1	5	6	42
Rod Buskas	52	1	5	6	105
Doug Bodger	10	1	4	5	7
Jay Caufield	58	1	4	5	285
Gord Dineen	40	1	3	4	44
Scott Bjugstad	24	3	0	3	4
Dave McLlwain	24	1	2	3	4
Mark Kachowski	12	1	1	2	43
Mark Recchi	15	1	1	2	0
Wendell Young	22	0	2	2	4
Ville Siren	12	1	0	1	14
Steve Guenette	11	0	1	1	0
Rick Tabaracci	1	0	0	0	2
Perry Ganchar	3	0	0	0	0
Frank Pietrangelo	15	0	0	0	2
Richard Zemplak	34	0	0	0	148
Bench					16

GAMES

DATE	RESULT	SCORE	OPPONENT	DATE	RESULT	SCORE	OPPONENT
Oct. 7	W	6-4	Washington	Jan. 14	T	4-4*	NY RANGERS
Oct. 11	W	8-7	WASHINGTON	Jan. 15	L	4-6	NY Rangers
Oct. 12	L	5-8	Buffalo	Jan. 17	L	2-5	NY Islanders
Oct. 15	W	9-2	ST. LOUIS	Jan. 20	L	3-7	Winnipeg
Oct. 18	W	4-2	PHILADELPHIA	Jan. 21	W	7-4	Edmonton
Oct. 21	L	4-6	New Jersey	Jan. 25	W	5-4	WINNIPEG
Oct. 22	W	7-4	CHICAGO	Jan. 28	W	10-5	DETROIT
Oct. 25	W	6-1	CALGARY	Jan. 31	L	1-5	MONTREAL
Oct. 27	L	3-4	St. Louis	Feb. 2	W	5-3	Philadelphia
Oct. 29	W	5-4	Montreal	Feb. 3	T	3-3*	ST. LOUIS
Oct. 30	L	2-9	NY Rangers	Feb. 5	W	5-2	Boston
Nov. 1	W	5-3	VANCOUVER	Feb. 9	W	5-2	QUEBEC
Nov. 3	L	2-6	QUEBEC	Feb. 11	L	1-8	Quebec
Nov. 6	L	4-5	Philadelphia	Feb. 12	L	2-4	CALGARY
Nov. 8	L	3-7	EDMONTON	Feb. 14	W	7-3	BUFFALO
Nov. 10	W	5-1	TORONTO	Feb. 17	L	1-5	Buffalo
Nov. 12	L	2-7	Los Angeles	Feb. 18	L	3-5	NY RANGERS
Nov. 13	W	4-2	Vancouver	Feb. 21	L	1-2	MINNESOTA
Nov. 16	L	5-8	Toronto	Feb. 23	T	6-6*	Detroit
Nov. 19	L	3-6	NY Islanders	Feb. 25	T	5-5*	NY Islanders
Nov. 23	W	8-2	NY RANGERS	Feb. 26	L	6-8	Hartford
Nov. 25	W	5-3	Washington	Mar. 1	W	4-1	NEW JERSEY
Nov. 26	W	4-3	PHILADELPHIA	Mar. 3	L	2-4	Washington
Nov. 30	W	6-4	WASHINGTON	Mar. 5	L	2-4	EDMONTON
Dec. 3	W	4-2	NY ISLANDERS	Mar. 7	L	2-3*	Los Angeles
Dec. 4	T	3-3*	Boston	Mar. 9	L	3-10	Calgary
Dec. 6	W	7-6	CHICAGO	Mar. 10	W	5-1	Winnipeg
Dec. 8	L	3-4	Philadelphia	Mar. 12	W	6-5	Chicago
Dec. 10	T	4-4*	NEW JERSEY	Mar. 14	L	2-8	BOSTON
Dec. 14	W	5-4	LOS ANGELES	Mar. 16	W	2-1	New Jersey
Dec. 15	W	8-2	NY Islanders	Mar. 18	L	2-7	MONTREAL
Dec. 17	W	3-2	DETROIT	Mar. 20	L	2-7	Minnesota
Dec. 20	W	5-3	NY ISLANDERS	Mar. 22	L	4-5	WASHINGTON
Dec. 21	W	6-1	Toronto	Mar. 25	W	5-4	NEW JERSEY
Dec. 23	T	2-2*	New Jersey	Mar. 26	W	6-4	NY Rangers
Dec. 26	W	4-3*	Hartford	Mar. 30	L	5-9	HARTFORD
Dec. 29	L	2-3	PHILADELPHIA	Apr. 1	W	5-2	NY RANGERS
Dec. 31	W	8-6	NEW JERSEY	Apr. 2	W	6-5*	Philadelphia
Jan. 2	L	0-8	Washington				
Jan. 7	L	5-7	VANCOUVER				
Jan. 10	W	5-3	NY ISLANDERS				
Jan. 12	W	9-2	Minnesota				

* - Overtime

| Home games in all CAPS

40-33-7, 2ND, PATRICK DIVISION

1989-90

HIGHLIGHTS

- Craig Patrick is named general manager and head coach on Dec. 5, replacing Tony Esposito and Gene Ubriaco.
- Pittsburgh hosts the All-Star Game on Jan. 21 for the first time. Mario Lemieux scores four goals and wins his third All-Star MVP award.
- Mario Lemieux records a 46-game point streak (39G-64A), the second-longest in league history, from Oct. 3 through Feb. 11. The streak is broken when he leaves a game against the Rangers on Feb. 14 with a back injury.

TRANSACTIONS

June 17, 1989 - Obtained Randy Gilhen, Andrew McBain and Jim Kyte from Winnipeg for Randy Cunneynworth, Rick Tabaracci and Dave McLlwain.

Jan. 8, 1990 - Obtained Rod Buskas, Tony Tanti and Barry Pederson from Vancouver for Dan Quinn, Andrew McBain and Dave Capuano.

GOALTENDERS

GOALIE	W-L-T	GP	MP	GA	SO	GAA
Wendell Young	16-20-3	43	2318	161	1	4.17
Frank Pietrangelo	8-6-2	21	1066	77	0	4.33
Tom Barrasso	7-12-3	24	1294	101	0	4.68
Alain Chevrier	1-2-0	3	166	14	0	5.06
TOTALS	32-40-8	80	4856	359	1	4.44

SCORING

PLAYERS	GP	G	A	PTS	PIM
Mario Lemieux	59	45	78	123	78
Paul Coffey	80	29	74	103	95
John Cullen	72	32	60	92	138
Rob Brown	80	33	47	80	102
Kevin Stevens	76	29	41	70	171
Mark Recchi	74	30	37	67	44
Tony Tanti	78	28	36	64	72
Phil Bourque	76	22	17	39	108
Bob Errey	78	20	19	39	109
Zarley Zalapski	51	6	25	31	37
Barry Pederson	54	6	25	31	39
Dan Quinn	41	9	20	29	22
Troy Loney	67	11	16	27	168
Randy Gilhen	61	5	11	16	54
Jim Johnson	75	3	13	16	154
Randy Hillier	61	3	12	15	71
Andrew McBain	41	5	9	14	51
Chris Dahlquist	62	4	10	14	56
Jock Callander	30	4	7	11	49
Gilbert Delorme	54	3	7	10	44
Doug Smith	40	4	5	9	97
Gord Dineen	69	1	8	9	125
Richard Zemplak	19	1	5	6	43
Jim Kyte	56	3	1	4	125
Wendell Young	43	0	4	4	8
Jay Caufield	37	1	2	3	123
Jamie Leach	10	0	3	3	0
Rod Buskas	23	0	3	3	49
Alain Chevrier	42	0	3	3	8
Mark Kachowski	14	0	1	1	40
Dave Capuano	6	0	0	0	2
Frank Pietrangelo	21	0	0	0	2
Tom Barrasso	24	0	0	0	8
Bench					14

GAMES

DATE	RESULT	SCORE	OPPONENT	DATE	RESULT	SCORE	OPPONENT
Oct. 5	L	4-5	Boston	Jan. 10	L	3-6	New Jersey
Oct. 7	T	4-4*	New Jersey	Jan. 12	W	6-4	Washington
Oct. 10	W	5-1	WINNIPEG	Jan. 16	W	4-3	PHILADELPHIA
Oct. 14	W	2-1*	MONTREAL	Jan. 18	T	3-3*	NY RANGERS
Oct. 15	L	2-4	NY Rangers	Jan. 23	L	2-4	NEW JERSEY
Oct. 17	W	7-5	TORONTO	Jan. 25	W	5-3	Detroit
Oct. 18	L	3-9	ST. LOUIS	Jan. 27	L	3-9	NY Islanders
Oct. 21	L	2-4	BUFFALO	Jan. 28	L	2-7	Buffalo
Oct. 25	L	6-8	TORONTO	Jan. 30	L	3-6	PHILADELPHIA
Oct. 26	T	3-3*	Detroit	Feb. 2	W	6-3	EDMONTON
Oct. 28	L	1-5	Montreal	Feb. 3	L	4-8	Toronto
Oct. 31	L	4-8	LOS ANGELES	Feb. 6	L	7-8*	NY ISLANDERS
Nov. 2	W	5-2	NY ISLANDERS	Feb. 8	W	7-5	WASHINGTON
Nov. 4	W	3-1	Edmonton	Feb. 10	W	7-6	LOS ANGELES
Nov. 5	L	3-5	Vancouver	Feb. 11	W	4-1	Philadelphia
Nov. 9	L	3-4	Chicago	Feb. 14	W	4-3*	NY Rangers
Nov. 11	L	3-8	St. Louis	Feb. 16	T	3-3*	Winnipeg
Nov. 14	W	6-0	NY RANGERS	Feb. 18	L	4-6	Chicago
Nov. 16	W	8-2	QUEBEC	Feb. 20	W	6-4	PHILADELPHIA
Nov. 18	W	5-3	NY ISLANDERS	Feb. 22	W	4-3*	NY ISLANDERS
Nov. 22	L	3-6	NEW JERSEY	Feb. 24	L	1-11	Montreal
Nov. 24	W	7-4	Washington	Feb. 26	L	2-3	Quebec
Nov. 25	L	1-4	WASHINGTON	Feb. 28	W	2-1	NEW JERSEY
Nov. 28	L	3-6	PHILADELPHIA	Mar. 2	L	5-6	New Jersey
Nov. 30	L	1-4	Philadelphia	Mar. 4	W	8-6	MINNESOTA
Dec. 2	W	7-4	Quebec	Mar. 6	L	3-4*	Edmonton
Dec. 6	W	5-3	WASHINGTON	Mar. 7	L	3-6	Calgary
Dec. 8	W	3-2	New Jersey	Mar. 10	L	2-8	Los Angeles
Dec. 9	L	4-6	CHICAGO	Mar. 11	L	3-5	Vancouver
Dec. 12	W	7-5	BOSTON	Mar. 15	W	6-1	DETROIT
Dec. 14	T	4-4*	Minnesota	Mar. 17	L	2-6	MINNESOTA
Dec. 16	L	3-4	Calgary	Mar. 18	T	2-2*	NY Islanders
Dec. 19	L	4-8	HARTFORD	Mar. 22	L	3-5	Philadelphia
Dec. 21	W	5-2	WASHINGTON	Mar. 24	T	3-3*	CALGARY
Dec. 23	L	6-8	NY Islanders	Mar. 25	L	2-4	Hartford
Dec. 26	L	3-6	Washington	Mar. 27	T	3-3*	HARTFORD
Dec. 27	W	7-4	NY RANGERS	Mar. 29	L	4-5	St. Louis
Dec. 31	W	5-4	NY Rangers	Mar. 31	L	2-3*	BUFFALO
Jan. 2	L	2-5	BOSTON				
Jan. 4	W	4-3	VANCOUVER				
Jan. 6	W	5-3	WINNIPEG				
Jan. 8	W	7-5	NY Rangers				

* - Overtime

| Home games in all CAPS

32-40-8, 5TH, PATRICK DIVISION

1990-91

HIGHLIGHTS

- "Badger" Bob Johnson is named Penguins head coach on June 12.
- The Penguins win their first division title, capturing the Patrick Division crown with a 7-4 win at Detroit on Mar. 27.
- The Penguins down New Jersey (4-3), Washington (4-1), Boston (4-2) and Minnesota (4-2) to capture their first Stanley Cup.
- Mario Lemieux wins the Conn Smythe Trophy as playoff MVP.
- Jaromir Jagr is named to the NHL All-Rookie Team.

TRANSACTIONS

- June 16, 1990** - Obtained Joe Mullen from Calgary for a second-round choice in the 1990 NHL Draft.
- Dec. 11, 1990** - Obtained Larry Murphy and Peter Taglianetti from Minnesota for Jim Johnson and Chris Dahlquist.
- Dec. 13, 1990** - Obtained Jiri Hrdina from Calgary for Jim Kyte.
- Mar. 4, 1991** - Obtained Ron Francis, Ulf Samuelsson and Grant Jennings from Hartford for John Cullen, Zarley Zalapski and Jeff Parker.

GOALTENDERS

GOALIE	W-L-T	GP	MP	GA	SO	GAA
Tom Barrasso	27-16-3	48	2754	165	1	3.59
Frank Pietrangelo	10-11-1	25	1311	86	0	3.94
Wendell Young	4-6-2	18	773	52	0	4.04
TOTALS	41-33-6	80	4843	305	1	3.78

SCORING

PLAYERS	GP	G	A	PTS	PIM
Mark Recchi	78	40	73	113	48
John Cullen	65	31	63	94	83
Paul Coffey	76	24	69	93	128
Ron Francis	81	23	64	87	72
Kevin Stevens	80	40	46	86	133
Jaromir Jagr	80	27	30	57	42
Zarley Zalapski	66	12	36	48	59
Mario Lemieux	26	19	26	45	30
Larry Murphy	75	9	34	43	68
Bob Errey	79	20	22	42	115
Scott Young	77	17	25	42	41
Joe Mullen	47	17	22	39	6
Phil Bourque	78	20	14	34	106
Bryan Trottier	52	9	19	28	24
Ulf Samuelsson	76	4	22	26	211
Randy Gilhen	72	15	10	25	51
Jiri Hrdina	51	6	17	23	17
Paul Stanton	75	5	18	23	40
Tony Tanti	46	6	12	18	44
Troy Loney	44	7	9	16	85
Rob Brown	25	6	10	16	31
Gord Roberts	64	3	13	16	78
Barry Pederson	46	6	8	14	21
Peter Taglianetti	55	3	9	12	107
Grant Jennings	57	2	7	9	108
Jim Johnson	24	0	5	5	23
Tom Barrasso	48	0	5	5	40
Randy Hillier	31	2	2	4	32
Chris Dahlquist	22	1	2	3	30
Jamie Leach	7	2	0	2	0
Jay Caufield	23	1	1	2	71
Jeff Daniels	11	0	2	2	2
Ken Priestlay	2	0	1	1	0
Brad Aitken	6	0	1	1	25
Wendell Young	18	0	1	1	0
Frank Pietrangelo	25	0	1	1	24
Jim Kyte	1	0	0	0	2
Jim Paek	3	0	0	0	9
Gord Dineen	9	0	0	0	6
Bench					8

GAMES

DATE	RESULT	SCORE	OPPONENT
Oct. 5	W	7-4	Washington
Oct. 7	W	7-4	NEW JERSEY
Oct. 9	L	3-4	St. Louis
Oct. 11	L	1-4	Chicago
Oct. 13	W	6-4	NY Islanders
Oct. 16	L	1-5	PHILADELPHIA
Oct. 19	T	4-4*	Buffalo
Oct. 20	L	3-4	NY RANGERS
Oct. 23	L	4-5	MONTREAL
Oct. 25	W	6-3	QUEBEC
Oct. 27	L	5-7	New Jersey
Oct. 28	W	8-3	NY ISLANDERS
Oct. 30	W	6-2	Philadelphia
Nov. 3	W	3-1	NY RANGERS
Nov. 6	W	6-5	CALGARY
Nov. 8	L	2-3	ST. LOUIS
Nov. 10	T	3-3*	Boston
Nov. 13	W	4-1	Minnesota
Nov. 14	W	6-4	Winnipeg
Nov. 17	L	1-2*	Los Angeles
Nov. 21	L	4-5	PHILADELPHIA
Nov. 23	L	3-7	Washington
Nov. 24	W	3-2*	WASHINGTON
Nov. 27	L	3-7	EDMONTON
Nov. 29	L	4-6	HARTFORD
Dec. 1	L	3-6	Minnesota
Dec. 3	W	9-4	NY Rangers
Dec. 5	L	1-3	WASHINGTON
Dec. 7	T	2-2*	VANCOUVER
Dec. 8	L	1-3	Hartford
Dec. 11	L	1-4	CHICAGO
Dec. 13	W	9-5	NEW JERSEY
Dec. 14	W	4-3	Buffalo
Dec. 16	W	4-1	DETROIT
Dec. 18	W	9-2	WINNIPEG
Dec. 20	W	4-3	MINNESOTA
Dec. 22	W	4-3	NY Islanders
Dec. 23	L	3-4*	NY ISLANDERS
Dec. 26	W	7-3	Washington
Dec. 28	W	5-0	DETROIT
Dec. 29	L	3-6	Toronto
Dec. 31	W	4-3	ST. LOUIS

DATE	RESULT	SCORE	OPPONENT
Jan. 3	L	5-7	NY RANGERS
Jan. 5	W	5-2	NEW JERSEY
Jan. 6	L	3-6	Montreal
Jan. 8	W	6-1	EDMONTON
Jan. 10	W	5-1	CALGARY
Jan. 15	L	4-5	Philadelphia
Jan. 17	W	6-5*	Toronto
Jan. 22	W	5-3	NEW JERSEY
Jan. 26	W	6-5	Quebec
Jan. 29	W	3-2*	WASHINGTON
Jan. 31	L	2-4	Philadelphia
Feb. 2	W	6-2	BOSTON
Feb. 3	L	3-6	Boston
Feb. 8	L	2-6	Winnipeg
Feb. 11	L	5-7	Edmonton
Feb. 14	W	5-2	NY ISLANDERS
Feb. 16	L	3-4	NY Islanders
Feb. 19	W	6-3	BUFFALO
Feb. 21	W	11-4	TORONTO
Feb. 22	L	2-5	New Jersey
Feb. 24	T	5-5*	Washington
Feb. 26	L	2-8	Los Angeles
Feb. 27	L	3-4	Vancouver
Mar. 1	L	2-6	Calgary
Mar. 5	W	4-1	VANCOUVER
Mar. 7	W	3-2	LOS ANGELES
Mar. 9	W	5-2	Hartford
Mar. 10	W	4-3	NY Islanders
Mar. 12	T	4-4*	MONTREAL
Mar. 16	W	6-3	QUEBEC
Mar. 17	W	4-2	NY Rangers
Mar. 19	L	4-5	New Jersey
Mar. 21	W	5-4*	NY RANGERS
Mar. 23	L	5-7	CHICAGO
Mar. 26	W	3-1	Philadelphia
Mar. 27	W	7-4	Detroit
Mar. 30	T	4-4*	PHILADELPHIA
Mar. 31	L	3-6	NY Rangers

* - Overtime
 | Home games in all CAPS

41-33-6, 1ST, PATRICK DIVISION, STANLEY CUP CHAMPIONS

1991-92

HIGHLIGHTS

- Scott Bowman is named interim coach on Oct. 1.
- The Penguins honor the late Bob Johnson in a candlelight ceremony on Nov. 27 vs. New Jersey.
- Joe Mullen scores four goals in back-to-back games on Dec. 23 vs. the NY Islanders and Dec. 26 vs. Toronto. He is the first Penguin to do so.
- Kevin Stevens sets an NHL record for points in a season by an American-born player and most points by a left wing with 123 (54G-69A).
- The Penguins defeat Washington (4-3), the New York Rangers (4-2), Boston (4-0) and Chicago (4-0) to win their second straight Stanley Cup.

TRANSACTIONS

Feb. 19, 1992 - Obtained Jeff Chychrun, Brian Benning and a first-round choice in the 1992 NHL Draft from Los Angeles for Paul Coffey.

Feb. 19, 1992 - Obtained Rick Tocchet, Kjell Samuelsson, Ken Wregget and a conditional draft pick from Philadelphia for Mark Recchi, Brian Benning and Los Angeles' first-round choice in the 1992 NHL Draft.

GOALTENDERS

GOALIE	W-L-T	GP	MP	GA	SO	GAA
Tom Barrasso	25-22-9	57	3329	196	1	3.53
Wendell Young	7-6-0	18	838	53	0	3.79
Ken Wregget	5-3-0	9	448	31	0	4.15
Frank Pietrangelo	2-1-0	5	225	20	0	5.33
TOTALS	39-32-9	80	4854	308	1	3.81

SCORING

PLAYERS	GP	G	A	PTS	PIM
Mario Lemieux	64	44	87	131	94
Kevin Stevens	80	54	69	123	252
Joe Mullen	77	42	45	87	30
Larry Murphy	77	21	56	77	50
Mark Recchi	58	33	37	70	78
Jaromir Jagr	70	32	37	69	34
Paul Coffey	54	10	54	64	62
Rick Tocchet	61	27	32	59	151
Ron Francis	70	21	33	54	30
Bob Errey	78	19	16	35	119
Bryan Trottier	63	11	18	29	54
Phil Bourque	58	10	16	26	58
Troy Loney	76	10	16	26	127
Gord Roberts	73	2	22	24	87
Kjell Samuelsson	74	5	11	16	110
Jiri Hrdina	56	3	13	16	16
Ulf Samuelsson	62	1	14	15	206
Ken Priestlay	50	2	8	10	4
Paul Stanton	54	2	8	10	62
Jamie Leach	38	5	4	9	8
Grant Jennings	53	4	5	9	104
Jim Paek	50	1	7	8	36
Peter Taglianetti	44	1	3	4	57
Shawn McEachern	15	0	4	4	0
Jeff Chychrun	43	0	4	4	111
Tom Barrasso	57	0	4	4	30
Ken Wregget	32	0	2	2	2
Gord Dineen	1	0	0	0	0
Glen Mulvenna	1	0	0	0	2
Todd Nelson	1	0	0	0	0
Jeff Daniels	2	0	0	0	0
Frank Pietrangelo	5	0	0	0	0
Wendell Young	18	0	0	0	0
Jay Caufield	52	0	0	0	175
Bench					12

GAMES

DATE	RESULT	SCORE	OPPONENT	DATE	RESULT	SCORE	OPPONENT
Oct. 4	W	5-4	Buffalo	Jan. 10	L	5-7	Calgary
Oct. 6	T	2-2*	PHILADELPHIA	Jan. 12	W	4-3	Vancouver
Oct. 10	W	6-3	Philadelphia	Jan. 16	T	3-3*	Detroit
Oct. 12	L	1-4	New Jersey	Jan. 23	L	4-5*	BUFFALO
Oct. 15	W	7-6*	NY Islanders	Jan. 25	W	5-3	NY Islanders
Oct. 17	W	8-5	NY ISLANDERS	Jan. 26	L	4-6	Washington
Oct. 19	L	4-5	NY RANGERS	Jan. 28	L	0-4	WINNIPEG
Oct. 22	T	4-4*	CHICAGO	Jan. 30	L	5-8	NY ISLANDERS
Oct. 24	L	2-4	NEW JERSEY	Feb. 1	W	4-1	ST. LOUIS
Oct. 26	L	1-4	Montreal	Feb. 3	T	4-4*	DETROIT
Oct. 29	L	0-8	WASHINGTON	Feb. 5	L	3-4	NY Rangers
Oct. 31	W	8-1	MINNESOTA	Feb. 8	L	3-4	LOS ANGELES
Nov. 2	L	5-6	HARTFORD	Feb. 9	L	3-6	Boston
Nov. 5	T	5-5*	BOSTON	Feb. 15	L	2-5	Minnesota
Nov. 8	W	3-1	Winnipeg	Feb. 16	T	3-3*	Philadelphia
Nov. 9	W	3-2	Minnesota	Feb. 18	W	7-1	TORONTO
Nov. 11	L	1-3	NY Rangers	Feb. 20	T	4-4*	QUEBEC
Nov. 13	W	5-4*	EDMONTON	Feb. 22	L	1-2	Montreal
Nov. 15	L	2-6	Washington	Feb. 25	L	3-5	Washington
Nov. 18	W	7-3	Quebec	Feb. 27	L	4-8	HARTFORD
Nov. 20	W	5-2	PHILADELPHIA	Feb. 29	W	5-2	BUFFALO
Nov. 23	T	2-2*	NY ISLANDERS	Mar. 3	W	6-3	Calgary
Nov. 27	W	8-4	NEW JERSEY	Mar. 6	W	7-3	San Jose
Nov. 29	W	9-3	Philadelphia	Mar. 7	L	3-5	Los Angeles
Nov. 30	W	5-1	PHILADELPHIA	Mar. 10	W	5-2	CALGARY
Dec. 3	L	3-5	Edmonton	Mar. 12	W	6-4	NY ISLANDERS
Dec. 5	W	8-0	San Jose	Mar. 14	L	3-6	Toronto
Dec. 7	L	1-6	St. Louis	Mar. 15	W	4-3	Chicago
Dec. 10	W	5-3	NY RANGERS	Mar. 17	W	6-5	EDMONTON
Dec. 13	W	4-3	New Jersey	Mar. 19	W	6-3	QUEBEC
Dec. 14	L	2-7	WASHINGTON	Mar. 22	T	2-2*	Hartford
Dec. 17	W	10-2	SAN JOSE	Mar. 24	L	3-4	Detroit
Dec. 19	W	6-4	Boston	Mar. 26	W	7-3	VANCOUVER
Dec. 21	L	5-7	NY RANGERS	Mar. 28	W	6-3	MONTREAL
Dec. 23	W	6-3	NY Islanders	Mar. 31	W	6-5	PHILADELPHIA
Dec. 26	W	12-1	TORONTO	Apr. 13	L	1-5	New Jersey
Dec. 28	W	6-2	Washington	Apr. 15	W	4-1	WASHINGTON
Dec. 29	W	6-3	NY Rangers	Apr. 16	L	1-7	NY Rangers
Dec. 31	L	4-7	NEW JERSEY				
Jan. 2	L	0-4	New Jersey				
Jan. 4	W	3-2	WINNIPEG				
Jan. 7	L	2-5	LOS ANGELES				

* - Overtime

| Home games in all CAPS

39-32-9, 3RD, PATRICK DIVISION, STANLEY CUP CHAMPIONS

1992-93

HIGHLIGHTS

- Pittsburgh starts the regular season with a 10-game unbeaten streak (8-0-2) from Oct. 6-27.
- Mario Lemieux records a goal in 12 consecutive games from Oct. 6 through Nov. 1 (18 goals in all) to set a team record.
- Larry Murphy becomes the ninth defenseman in league history to record 800 points on Jan. 26 vs. Washington.
- The Penguins set a new team record with 24 road victories on Mar. 14.
- Mario Lemieux becomes the second player in team history to record back-to-back four-goal games on Mar. 18 vs. Washington and Mar. 20 vs. Philadelphia.
- Tom Barrasso sets a team record with 14 consecutive wins from Mar. 9 through Apr. 9.
- The Penguins clinch the Presidents' Trophy with a 5-3 win at Quebec on Apr. 3.
- The Penguins set a league record for longest winning streak, recording 17 consecutive victories from Mar. 9 through Apr. 9, breaking the NY Islanders record of 15 set in 1981-82.

TRANSACTIONS

Mar. 22, 1993 - Obtained Peter Taglianetti from Tampa Bay for a third-round choice in the 1993 NHL Draft.

Mar. 22, 1993 - Obtained Mike Ramsey from Buffalo for Bob Errey.

GOALTENDERS

GOALIE	W-L-T	GP	MP	GA	SO	GAA
Tom Barrasso	43-14-5	63	3702	186	4	3.01
Ken Wregget	13-7-2	25	1368	78	0	3.42
Team					1	
TOTALS	56-21-7	84	5083	268	5	3.16

SCORING

PLAYERS	GP	G	A	PTS	PIM
Mario Lemieux	60	69	91	160	38
Kevin Stevens	72	55	56	111	177
Rick Tocchet	80	48	61	109	252
Ron Francis	84	24	76	100	68
Jaromir Jagr	81	34	60	94	61
Larry Murphy	83	22	63	85	73
Joe Mullen	72	33	37	70	14
Shawn McEachern	84	28	33	61	46
Ulf Samuelsson	77	3	26	29	249
Dave Tippett	74	6	19	25	56
Troy Loney	82	5	16	21	99
Jim Paek	77	3	15	18	64
Paul Stanton	77	4	12	16	97
Martin Straka	42	3	13	16	29
Bob Errey	54	8	6	14	76
Peter Taglianetti	72	2	12	14	184
Mike Needham	56	8	5	13	14
Mike Stapleton	78	4	9	13	10
Mike Ramsey	45	3	10	13	28
Jeff Daniels	58	5	4	9	14
Kjell Samuelsson	63	3	6	9	106
Tom Barrasso	63	0	8	8	24
Grant Jennings	58	0	5	5	65
Bryan Fogarty	12	0	4	4	4
Peter Ahola	22	0	1	1	14
Ken Wregget	25	0	1	1	6
Jamie Leach	5	0	0	0	2
Jeff Chychrun	1	0	0	0	2
Jay Caufield	26	0	0	0	60
Bench					14

GAMES

DATE	RESULT	SCORE	OPPONENT	DATE	RESULT	SCORE	OPPONENT
Oct. 6	T	3-3*	PHILADELPHIA	Jan. 14	L	0-7	Boston
Oct. 8	W	7-3	NY ISLANDERS	Jan. 16	W	6-1	OTTAWA
Oct. 10	T	3-3*	Montreal	Jan. 19	W	5-2	Vancouver
Oct. 13	W	6-5	BUFFALO	Jan. 22	L	1-2	Edmonton
Oct. 15	W	5-2	MONTREAL	Jan. 23	W	4-3	Calgary
Oct. 17	W	7-3	Hartford	Jan. 26	W	6-3	WASHINGTON
Oct. 20	W	5-1	VANCOUVER	Jan. 28	L	2-5	NY ISLANDERS
Oct. 22	W	9-6	DETROIT	Jan. 30	W	4-2	PHILADELPHIA
Oct. 24	W	4-3	New Jersey	Jan. 31	T	2-2*	Washington
Oct. 27	W	7-2	Ottawa	Feb. 8	W	4-0	BOSTON
Oct. 29	L	4-6	St. Louis	Feb. 10	W	3-0	NY Rangers
Nov. 1	W	5-4	Tampa Bay	Feb. 13	W	4-1	CHICAGO
Nov. 3	W	2-0	NY ISLANDERS	Feb. 14	L	4-7	Buffalo
Nov. 5	W	8-4	ST. LOUIS	Feb. 18	L	4-5	EDMONTON
Nov. 7	L	2-4	Toronto	Feb. 20	L	2-4	NY Islanders
Nov. 8	L	2-7	Chicago	Feb. 21	W	4-3	Hartford
Nov. 10	W	4-1	Minnesota	Feb. 23	L	1-3	NEW JERSEY
Nov. 12	T	4-4*	QUEBEC	Feb. 25	L	1-2	Ottawa
Nov. 13	L	0-8	Detroit	Feb. 27	T	3-3*	TAMPA BAY
Nov. 17	W	4-2	BUFFALO	Feb. 28	W	4-2	Washington
Nov. 20	W	4-1	New Jersey	Mar. 2	L	4-5	Philadelphia
Nov. 21	W	2-0	NEW JERSEY	Mar. 5	L	1-3	NY Rangers
Nov. 23	W	5-2	NY Rangers	Mar. 9	W	3-2	BOSTON
Nov. 25	L	3-11	NY RANGERS	Mar. 11	W	4-3*	LOS ANGELES
Nov. 27	L	4-6	Washington	Mar. 14	W	3-2	NY Islanders
Nov. 28	W	5-3	WASHINGTON	Mar. 18	W	7-5	WASHINGTON
Dec. 1	W	7-3	NY Islanders	Mar. 20	W	9-3	PHILADELPHIA
Dec. 3	L	3-5	Los Angeles	Mar. 21	W	6-4	Edmonton
Dec. 5	W	9-4	San Jose	Mar. 23	W	7-2	SAN JOSE
Dec. 8	W	5-2	WINNIPEG	Mar. 25	W	4-3	NEW JERSEY
Dec. 11	L	1-2	New Jersey	Mar. 27	W	5-3	Boston
Dec. 12	W	6-5	NEW JERSEY	Mar. 28	W	4-1	Washington
Dec. 15	W	6-2	PHILADELPHIA	Mar. 30	W	6-4	OTTAWA
Dec. 17	W	5-4*	Philadelphia	Apr. 1	W	10-2	HARTFORD
Dec. 19	L	3-4	NY ISLANDERS	Apr. 3	W	5-3	Quebec
Dec. 21	W	7-4	QUEBEC	Apr. 4	W	5-2	New Jersey
Dec. 23	W	4-0	Philadelphia	Apr. 7	W	4-3*	MONTREAL
Dec. 27	W	4-2	Buffalo	Apr. 9	W	10-4	NY Rangers
Dec. 31	T	3-3*	TORONTO	Apr. 10	W	4-2	NY RANGERS
Jan. 2	W	5-2	NY RANGERS	Apr. 14	T	6-6*	New Jersey
Jan. 5	W	6-2	BOSTON				
Jan. 7	L	3-6	MINNESOTA				
Jan. 9	W	3-2	CALGARY				
Jan. 10	L	2-3	Winnipeg				

* - Overtime

Home games in all CAPS

56-21-7, 1ST, PATRICK DIVISION

1993-94

HIGHLIGHTS

- Ed Johnston named head coach and Bryan Trottier named assistant coach on June 22.
- Ron Francis records his 1,000th point on Oct. 28 vs. Quebec.
- Ed Johnston sets the club record with his 96th career coaching victory on Dec. 21 vs. Tampa Bay.
- Bryan Trottier records his 900th career assist on Jan. 3 at Ottawa.
- Tom Barrasso sets the record for most wins by an American-born goaltender with his 253rd victory on Feb. 15 vs. Winnipeg.
- A pair of milestones: Mario Lemieux records his 1,200th career point and Larry Murphy records his 900th career point on Mar. 26 at Calgary.
- The Penguins clinch the first-ever Northeast Division title on Apr. 11 with a 4-0 win at Ottawa.

TRANSACTIONS

- Aug. 27, 1993** - Obtained Marty McSorley from Los Angeles for Shawn McEachern.
- Feb. 15, 1994** - Obtained Shawn McEachern and Tomas Sandstrom from Los Angeles for Marty McSorley and Jim Paek.
- Mar. 21, 1994** - Obtained Jim McKenzie from Dallas for Mike Needham.

GOALTENDERS

GOALIE	W-L-T	GP	MP	GA	SO	GAA
Roberto Romano	1-0-1	2	125	3	0	1.44
Tom Barrasso	22-15-5	44	2482	139	2	2.26
Ken Wregget	21-12-7	42	2456	138	1	3.37
Rob Dopson	0-0-0	2	45	3	0	4.00
TOTALS	44-27-13	84	5118	285	3	3.34

SCORING

PLAYERS	GP	G	A	PTS	PIM
Jaromir Jagr	80	32	67	99	61
Ron Francis	82	27	66	93	62
Kevin Stevens	83	41	47	88	155
Larry Murphy	84	17	56	73	44
Joe Mullen	84	38	32	70	41
Martin Straka	84	30	34	64	24
Tomas Sandstrom	78	23	35	58	83
Doug Brown	77	18	37	55	18
Shawn McEachern	76	20	22	42	34
Rick Tocchet	51	14	26	40	134
Mario Lemieux	22	17	20	37	32
Greg Hawgood	64	6	28	34	36
Ulf Samuelsson	80	5	24	29	199
Marty McSorley	47	3	18	21	139
Bryan Trottier	41	4	11	15	36
Peter Taglianetti	60	2	12	14	142
Kjell Samuelsson	59	5	8	13	118
Mike Stapleton	58	7	4	11	18
Markus Naslund	71	4	7	11	27
Greg Brown	36	3	8	11	28
Jeff Daniels	63	3	5	8	20
Jim McKenzie	71	3	5	8	146
Grant Jennings	61	2	4	6	126
Ed Patterson	27	3	1	4	10
Mike Ramsey	65	2	2	4	22
Jim Paek	41	0	4	4	8
Pat Neaton	12	1	1	2	12
Larry DePalma	7	1	0	1	5
Mike Needham	25	1	0	1	2
Ken Wregget	42	0	1	1	8
Tom Barrasso	44	0	1	1	42
Chris Tamer	12	0	0	0	9
Greg Andrusak	3	0	0	0	2
Justin Duberman	4	0	0	0	0
Ladislav Karabin	9	0	0	0	2
Rob Dopson	2	0	0	0	0
Roberto Romano	2	0	0	0	0
Bench					20

GAMES

DATE	RESULT	SCORE	OPPONENT	DATE	RESULT	SCORE	OPPONENT
Oct. 5	L	3-4	Philadelphia	Jan. 18	L	3-6	Quebec
Oct. 7	W	2-1	MONTREAL	Jan. 25	W	4-2	OTTAWA
Oct. 9	W	3-2	NY RANGERS	Jan. 27	W	3-0	QUEBEC
Oct. 10	L	4-7	Quebec	Jan. 29	T	4-4*	Toronto
Oct. 12	W	2-1	Florida	Jan. 31	L	3-5	NY Rangers
Oct. 14	L	2-3	Tampa Bay	Feb. 1	W	2-1	FLORIDA
Oct. 16	W	5-3	HARTFORD	Feb. 4	W	6-3	Detroit
Oct. 19	W	3-2	NY Islanders	Feb. 5	L	3-7	New Jersey
Oct. 22	W	4-2	Buffalo	Feb. 7	L	1-4	MONTREAL
Oct. 23	T	3-3*	ST. LOUIS	Feb. 10	L	3-5	NY ISLANDERS
Oct. 28	L	3-7	QUEBEC	Feb. 12	L	3-9	DALLAS
Oct. 30	W	4-3	CHICAGO	Feb. 13	W	3-0	Philadelphia
Nov. 2	T	3-3*	San Jose	Feb. 15	W	5-3	WINNIPEG
Nov. 3	W	6-2	BUFFALO	Feb. 17	W	6-4	HARTFORD
Nov. 6	L	3-8	Los Angeles	Feb. 19	L	1-4	Montreal
Nov. 7	W	5-4	Anaheim	Feb. 21	L	3-4*	NY Rangers
Nov. 9	T	3-3*	St. Louis	Feb. 24	T	2-2*	ANAHEIM
Nov. 11	L	1-4	Chicago	Feb. 26	W	4-3	BUFFALO
Nov. 13	L	3-7	DETROIT	Feb. 28	W	4-3	Florida
Nov. 16	W	11-5	PHILADELPHIA	Mar. 4	L	1-2	Buffalo
Nov. 18	W	3-2	WASHINGTON	Mar. 6	W	5-3	Winnipeg
Nov. 20	T	2-2*	Montreal	Mar. 8	W	7-3	BOSTON
Nov. 24	W	7-3	BOSTON	Mar. 10	L	2-4	TORONTO
Nov. 26	T	4-4*	Washington	Mar. 12	W	6-2	NY RANGERS
Nov. 27	T	2-2*	OTTAWA	Mar. 13	W	3-2	Hartford
Dec. 2	T	2-2*	NEW JERSEY	Mar. 15	L	4-5*	WASHINGTON
Dec. 4	W	7-6*	Hartford	Mar. 17	W	4-2	Boston
Dec. 8	L	2-3	Dallas	Mar. 19	W	5-4	VANCOUVER
Dec. 11	W	6-3	Tampa Bay	Mar. 20	W	2-1	NY Islanders
Dec. 14	W	4-2	LOS ANGELES	Mar. 22	T	2-2*	SAN JOSE
Dec. 16	W	2-1	BUFFALO	Mar. 24	W	5-1	OTTAWA
Dec. 19	L	3-6	NY ISLANDERS	Mar. 26	L	3-5	Calgary
Dec. 21	W	8-3	TAMPA BAY	Mar. 27	L	3-5	Edmonton
Dec. 23	W	4-3	Boston	Mar. 30	W	3-1	Vancouver
Dec. 26	L	3-7	Washington	Apr. 3	W	6-2	BOSTON
Dec. 28	T	4-4*	PHILADELPHIA	Apr. 4	W	2-1	TAMPA BAY
Dec. 31	L	4-5	QUEBEC	Apr. 6	W	3-1	NEW JERSEY
Jan. 2	L	2-7	Hartford	Apr. 8	L	2-7	New Jersey
Jan. 3	W	4-1	Ottawa	Apr. 9	L	1-9	Montreal
Jan. 7	W	4-3*	Buffalo	Apr. 11	W	4-0	Ottawa
Jan. 8	T	2-2*	CALGARY				
Jan. 11	W	5-4*	BOSTON				
Jan. 13	T	2-2*	FLORIDA				
Jan. 15	W	4-3	EDMONTON				

* - Overtime

| Home games in all CAPS

44-27-13, 1ST, NORTHEAST DIVISION

1994-95

HIGHLIGHTS

- The Penguins defeat the Tampa Bay Lightning, 6-3, to tie a club record with their seventh-consecutive victory from the start of the season on Feb. 4.
- Joe Mullen becomes the first American-born player to record 1,000 career points with an assist on Feb. 7 vs. Florida.
- Jaromir Jagr becomes the first European-trained player to win the Art Ross Trophy on May 3.
- Ron Francis records a league-best plus-30 rating.
- Ron Francis becomes the first Penguin to win the Selke Trophy and the second to win the Lady Byng.
- Jaromir Jagr is named a First-Team All-Star and Larry Murphy is named to the Second-Team.

TRANSACTIONS

- Feb. 16, 1995** - Acquired Wendell Young from Tampa Bay for future considerations.
- Apr. 7, 1995** - Obtained Norm Maciver and Troy Murray from Ottawa for Martin Straka.
- Apr. 7, 1995** - Acquired Drake Berehowsky from Toronto for Grant Jennings.

GOALTENDERS

GOALIE	W-L-T	GP	MP	GA	SO	GAA
Phil. DeRouville	1-0-0	1	60	3	0	3.00
Ken Wregget	25-9-2	38	2208	118	0	3.21
Wendell Young	3-6-0	10	497	27	0	3.26
Tom Barrasso	0-1-1	2	125	8	0	3.84
TOTALS	29-16-3	48	2901	158	0	3.27

SCORING

PLAYERS	GP	G	A	PTS	PIM
Jaromir Jagr	48	32	38	70	37
Ron Francis	44	11	48	59	18
Tomas Sandstrom	47	21	23	44	42
Luc Robitaille	46	23	19	42	37
Larry Murphy	48	13	25	38	18
Joe Mullen	45	16	21	37	6
John Cullen	46	13	24	37	66
Kevin Stevens	27	15	12	27	51
Shawn McEachern	44	13	13	26	22
Norm Maciver	41	4	16	20	16
Troy Murray	46	4	12	16	39
Martin Straka	31	4	12	16	16
Ulf Samuelsson	44	1	15	16	113
Chris Joseph	33	5	10	15	46
Len Barrie	48	3	11	14	66
Mike Hudson	40	2	9	11	34
Kjell Samuelsson	41	1	6	7	54
Greg Hawgood	21	1	4	5	25
Markus Naslund	14	2	2	4	2
Greg Andrusak	7	0	4	4	6
Grant Jennings	25	0	4	4	36
Jim McKenzie	39	2	1	3	63
Chris Tamer	36	2	0	2	82
Drake Berehowsky	29	0	2	2	28
Francois Leroux	40	0	2	2	114
Rusty Fitzgerald	4	1	0	1	0
Richard Park	1	0	1	1	2
Peter Taglianetti	13	0	1	1	12
Jeff Christian	1	0	0	0	0
Philippe DeRouville	1	0	0	0	0
Tom Barrasso	2	0	0	0	0
Wendell Young	10	0	0	0	2
Ken Wregget	38	0	0	0	14
Bench					10

GAMES

DATE	RESULT	SCORE	OPPONENT	DATE	RESULT	SCORE	OPPONENT
Jan. 20	W	5-3	Tampa Bay	Apr. 23	W	4-2	Hartford
Jan. 23	W	6-5	Florida	Apr. 26	T	3-3*	New Jersey
Jan. 25	W	3-2	NY Rangers	Apr. 28	W	4-1	BOSTON
Jan. 27	W	5-4	OTTAWA	Apr. 30	L	2-5	Boston
Jan. 29	W	4-1	Washington	May 2	L	2-7	Washington
Feb. 1	W	4-3	NY RANGERS	May 3	L	3-4	FLORIDA
Feb. 4	W	6-3	TAMPA BAY				
Feb. 5	T	3-3*	New Jersey				
Feb. 7	W	7-3	FLORIDA				
Feb. 9	W	5-2	NY Islanders				
Feb. 11	W	3-1	MONTREAL				
Feb. 14	W	5-3	BOSTON				
Feb. 16	W	5-2	HARTFORD				
Feb. 18	L	2-4	Hartford				
Feb. 19	T	3-3*	BUFFALO				
Feb. 21	W	5-4	QUEBEC				
Feb. 24	L	2-4	TAMPA BAY				
Feb. 25	L	1-3	NY Islanders				
Feb. 27	W	7-5	Quebec				
Mar. 2	L	3-6	Buffalo				
Mar. 4	W	4-3*	Boston				
Mar. 5	L	2-6	Philadelphia				
Mar. 7	L	4-5	QUEBEC				
Mar. 9	W	4-2	NY ISLANDERS				
Mar. 11	W	6-2	BUFFALO				
Mar. 13	W	4-2	MONTREAL				
Mar. 15	L	5-8	Montreal				
Mar. 16	L	2-3	Quebec				
Mar. 19	W	4-3	Ottawa				
Mar. 21	W	3-2	Buffalo				
Mar. 24	W	5-2	NEW JERSEY				
Mar. 26	L	0-2	Florida				
Mar. 28	W	6-3	NY ISLANDERS				
Apr. 1	W	3-2	PHILADELPHIA				
Apr. 5	L	4-8	HARTFORD				
Apr. 8	L	1-2	Montreal				
Apr. 10	W	4-3	Ottawa				
Apr. 11	W	3-1	WASHINGTON				
Apr. 15	W	5-2	OTTAWA				
Apr. 16	L	3-4*	Philadelphia				
Apr. 18	W	6-5	NY RANGERS				
Apr. 22	L	1-2	WASHINGTON				

* - Overtime

Home games in all CAPS

29-16-3, 2ND, NORTHEAST DIVISION

1995-96

HIGHLIGHTS

- Mario Lemieux returns to the Pittsburgh lineup after a one-year leave of absence for medical reasons.
- Mario Lemieux records his 500th career goal on Oct. 26 at the NY Islanders, becoming the second-fastest to reach the mark.
- Ron Francis records his 1,200th career point on Dec. 26 at Buffalo.
- Mario Lemieux records five goals in a game against St. Louis on Mar. 26.
- Jaromir Jagr sets NHL records for points (149) and assists (87) in a season by a right wing.

TRANSACTIONS

Aug. 2, 1995 - Obtained Bryan Smolinski, Glen Murray and Boston's third-round choice in the 1996 NHL Draft for Kevin Stevens and Shawn McEachern.

Mar. 20, 1996 - Obtained J.J. Daigneault from St. Louis for an eighth-round choice in the 1996 NHL Draft.

Mar. 20, 1996 - Obtained Alek Stojanov from Vancouver for Markus Naslund.

GOALTENDERS

GOALIE	W-L-T	GP	MP	GA	SO	GAA
Ken Wregget	20-13-2	37	2132	115	3	3.24
Tom Barrasso	29-16-2	49	2799	160	2	3.43
TOTALS	49-29-4	82	4948	284	5	3.44

SCORING

PLAYERS	GP	G	A	PTS	PIM
Mario Lemieux	70	69	92	161	54
Jaromir Jagr	82	62	87	149	96
Ron Francis	77	27	92	119	56
Petr Nedved	80	45	54	99	68
Tomas Sandstrom	58	35	35	70	69
Sergei Zubov	64	11	55	66	22
Bryan Smolinski	81	24	40	64	69
Kevin Miller	81	28	25	53	45
Markus Naslund	66	19	33	52	36
Dmitri Mironov	72	3	31	34	88
Glen Murray	69	14	15	29	57
Norm Maciver	32	2	21	23	32
Chris Joseph	70	5	14	19	71
Neil Wilkinson	62	3	14	17	120
Dave Roche	71	7	7	14	130
Chris Tamer	70	4	10	14	153
J.J. Daigneault	57	4	7	11	53
Francois Leroux	66	2	9	11	161
Joe Dziedzic	69	5	5	10	68
Richard Park	56	4	6	10	36
Dave McLlwain	19	2	5	7	6
Brad Lauer	21	4	1	5	6
Corey Foster	11	2	2	4	2
Chris Wells	54	2	2	4	59
Rusty Fitzgerald	21	1	2	3	12
Tom Barrasso	49	0	3	3	18
Ian Moran	51	1	1	2	47
Alek Stojanov	68	1	1	2	130
Ed Patterson	35	0	2	2	38
Ken Wregget	37	0	2	2	8
Drake Berehowsky	1	0	0	0	0
Greg Andrusak	2	0	0	0	0
Stefan Bergkvist	2	0	0	0	2
Jeff Christian	3	0	0	0	2
Len Barrie	5	0	0	0	18
Peter Allen	8	0	0	0	8
Bench					12

GAMES

DATE	RESULT	SCORE	OPPONENT	DATE	RESULT	SCORE	OPPONENT
Oct. 7	W	8-3	TORONTO	Jan. 16	L	2-5	COLORADO
Oct. 9	T	6-6*	Colorado	Jan. 17	W	1-0	Buffalo
Oct. 12	L	1-5	Chicago	Jan. 22	W	7-6*	BOSTON
Oct. 14	W	5-2	ANAHEIM	Jan. 24	W	4-3	Ottawa
Oct. 20	T	2-2*	Hartford	Jan. 27	W	7-4	PHILADELPHIA
Oct. 21	L	2-3*	LOS ANGELES	Jan. 29	L	1-2	Florida
Oct. 26	W	7-5	NY Islanders	Jan. 31	L	1-4	Tampa Bay
Oct. 28	W	5-3	New Jersey	Feb. 3	L	0-3	Detroit
Nov. 1	W	10-0	TAMPA BAY	Feb. 6	W	6-5	BOSTON
Nov. 3	T	3-3*	Buffalo	Feb. 7	T	1-1*	New Jersey
Nov. 4	W	7-4	PHILADELPHIA	Feb. 10	W	6-3	CHICAGO
Nov. 8	W	7-1	Ottawa	Feb. 12	L	1-4	Toronto
Nov. 10	W	9-1	San Jose	Feb. 16	W	1-0	Winnipeg
Nov. 11	L	2-3	Los Angeles	Feb. 18	W	4-3*	NY RANGERS
Nov. 14	W	4-2	DALLAS	Feb. 21	L	3-6	Buffalo
Nov. 17	W	3-2*	Washington	Feb. 23	W	5-4	HARTFORD
Nov. 18	W	3-0	WASHINGTON	Feb. 24	L	3-7	Montreal
Nov. 21	L	4-9	NY Rangers	Feb. 27	W	7-4	Vancouver
Nov. 22	L	3-4	NY RANGERS	Feb. 29	L	3-7	Calgary
Nov. 25	W	5-3	BUFFALO	Mar. 1	W	5-4	Edmonton
Nov. 28	W	7-2	OTTAWA	Mar. 5	W	9-4	WINNIPEG
Nov. 30	W	9-6	Boston	Mar. 7	W	5-1	OTTAWA
Dec. 1	W	2-1	FLORIDA	Mar. 9	L	3-4*	NEW JERSEY
Dec. 3	W	5-4	Tampa Bay	Mar. 13	L	2-3	Hartford
Dec. 5	W	6-3	NY Islanders	Mar. 14	L	2-4	Boston
Dec. 7	W	7-5	MONTREAL	Mar. 16	W	4-2	NY ISLANDERS
Dec. 9	W	6-0	HARTFORD	Mar. 21	W	5-4	EDMONTON
Dec. 13	L	3-6	Anaheim	Mar. 23	L	5-7	BUFFALO
Dec. 15	W	5-1	Dallas	Mar. 24	W	8-2	NY Rangers
Dec. 17	L	5-6	Philadelphia	Mar. 26	W	8-4	ST. LOUIS
Dec. 19	W	7-1	CALGARY	Mar. 28	W	3-2	Florida
Dec. 22	L	2-4	MONTREAL	Mar. 30	W	2-1	NEW JERSEY
Dec. 23	L	0-1	Montreal	Mar. 31	L	1-4	Philadelphia
Dec. 26	W	6-3	BUFFALO	Apr. 4	W	4-2	WASHINGTON
Dec. 28	W	9-4	HARTFORD	Apr. 6	W	2-1	TAMPA BAY
Dec. 30	W	6-5	FLORIDA	Apr. 8	L	4-5	Hartford
Jan. 1	L	2-4	Washington	Apr. 10	L	2-6	NY ISLANDERS
Jan. 3	W	4-1	OTTAWA	Apr. 11	W	5-3	Ottawa
Jan. 5	W	5-2	DETROIT	Apr. 14	L	5-6	Boston
Jan. 6	L	2-3	St. Louis				
Jan. 8	W	8-5	VANCOUVER				
Jan. 12	L	5-6	MONTREAL				
Jan. 13	L	8-10	SAN JOSE				

* - Overtime

| Home games in all CAPS

49-29-4, 1ST, NORTHEAST DIVISION

1996-97

HIGHLIGHTS

- Mario Lemieux becomes the ninth player to record 1,400 points on Nov. 30 vs. Boston.
- Jaromir Jagr records his 600th point on Jan. 4 vs. Tampa Bay.
- Mario Lemieux ties the NHL record for goals in a period with four against Montreal on Jan. 26.
- Mario Lemieux scores his 600th career goal on Feb. 4 vs. Vancouver.
- Joe Mullen becomes the first American-born player to record 500 goals on Mar. 14 at Colorado.
- Ron Francis records his 400th career goal on Mar. 29 vs. Los Angeles.
- Patrick Lalime sets the NHL record for longest unbeaten streak from the beginning of a career by going 14-0-2.

TRANSACTIONS

June 22, 1996 - Obtained Kevin Hatcher from Dallas for Sergei Zubov.

Nov. 17, 1996 - Obtained Darius Kasparaitis and Andreas Johansson from NY Islanders for Bryan Smolinski.

Nov. 19, 1996 - Obtained Stu Barnes and Jason Woolley from Florida for Chris Wells.

Mar. 18, 1997 - Obtained Eddie Olczyk from Los Angeles for Glen Murray.

GOALTENDERS

GOALIE	W-L-T	GP	MP	GA	SO	GAA
Patrick Lalime	21-12-2	39	2058	101	3	2.94
Phil. DeRouville	0-2-0	2	111	6	0	3.24
Ken Wregget	17-17-6	46	2514	136	2	3.25
Tom Barrasso	0-5-0	5	270	26	0	5.78
TOTALS	38-36-8	82	4969	280	5	3.38

SCORING

PLAYERS	GP	G	A	PTS	PIM
Mario Lemieux	76	50	72	122	65
Jaromir Jagr	63	47	48	95	40
Ron Francis	81	27	63	90	20
Petr Nedved	74	33	38	71	66
Eddie Olczyk	79	25	30	55	51
Kevin Hatcher	80	15	39	54	103
Stu Barnes	81	19	30	49	26
Fredrik Olausson	71	9	29	38	32
Jason Woolley	60	6	30	36	30
Greg Johnson	75	13	19	32	26
Alex Hicks	73	7	21	28	90
Tomas Sandstrom	40	9	15	24	33
Darius Kasparaitis	75	2	21	23	100
Joe Mullen	54	7	15	22	4
Glen Murray	66	11	11	22	24
Garry Valk	70	10	11	21	78
Joe Dziedzic	59	9	9	18	63
J.J. Daigneault	53	3	14	17	36
Roman Oksiuta	35	6	7	13	26
Andreas Johansson	42	4	9	13	20
Dave Roche	61	5	5	10	155
Ian Moran	36	4	5	9	22
Dmitri Mironov	15	1	5	6	24
Chris Tamer	45	2	4	6	131
Alek Stojanov	35	1	4	5	79
Josef Beranek	8	3	1	4	4
Jeff Christian	11	2	2	4	13
Tyler Wright	45	2	2	4	70
Petr Klima	9	1	3	4	4
Craig Muni	64	0	4	4	36
Dan Quinn	16	0	3	3	10
Francois Leroux	59	0	3	3	81
Ken Wregget	46	0	1	1	6
Domenic Pittis	1	0	0	0	0
Richard Park	1	0	0	0	0
Philippe DeRouville	2	0	0	0	0
Tom Barrasso	5	0	0	0	0
Stefan Bergkvist	5	0	0	0	7
Ed Patterson	6	0	0	0	8
Shawn Antoski	13	0	0	0	49
Neil Wilkinson	23	0	0	0	36
Patrick Lalime	39	0	0	0	0

GAMES

DATE	RESULT	SCORE	OPPONENT	DATE	RESULT	SCORE	OPPONENT
Oct. 5	L	3-4*	TAMPA BAY	Jan. 14	W	3-1	DALLAS
Oct. 8	L	3-7	Hartford	Jan. 15	W	3-0	Hartford
Oct. 11	L	2-3	Ottawa	Jan. 21	W	4-2	CALGARY
Oct. 12	W	3-2	OTTAWA	Jan. 23	L	3-4*	COLORADO
Oct. 16	L	1-8	NY Rangers	Jan. 25	L	4-7	NY RANGERS
Oct. 17	L	1-4	Buffalo	Jan. 26	W	5-2	Montreal
Oct. 19	W	2-1	WASHINGTON	Jan. 29	L	1-3	Buffalo
Oct. 22	L	2-5	Edmonton	Feb. 1	W	4-1	PHOENIX
Oct. 24	L	5-7	Calgary	Feb. 4	W	6-4	VANCOUVER
Oct. 26	L	1-2	Vancouver	Feb. 5	W	6-3	Montreal
Nov. 1	L	2-4	Washington	Feb. 8	L	5-6*	DETROIT
Nov. 2	W	7-3	OTTAWA	Feb. 12	L	1-5	NY ISLANDERS
Nov. 6	W	5-2	EDMONTON	Feb. 15	L	1-5	Philadelphia
Nov. 8	T	5-5*	Tampa Bay	Feb. 16	L	2-6	PHILADELPHIA
Nov. 9	L	2-4	Florida	Feb. 18	W	4-2	FLORIDA
Nov. 12	W	3-0	BUFFALO	Feb. 22	L	2-5	CHICAGO
Nov. 14	L	1-2*	Boston	Feb. 23	L	1-4	NY Islanders
Nov. 16	L	3-8	NY RANGERS	Feb. 27	L	1-4	Detroit
Nov. 19	W	4-2	ST. LOUIS	Mar. 1	L	3-6	New Jersey
Nov. 21	L	3-7	Philadelphia	Mar. 4	L	1-3	NEW JERSEY
Nov. 22	W	7-1	Hartford	Mar. 5	L	2-4	Buffalo
Nov. 27	T	2-2*	MONTREAL	Mar. 8	W	3-2*	PHILADELPHIA
Nov. 30	W	6-2	BOSTON	Mar. 10	T	2-2*	MONTREAL
Dec. 3	T	4-4*	HARTFORD	Mar. 12	T	5-5*	Phoenix
Dec. 4	W	4-2	Ottawa	Mar. 14	L	3-6	Colorado
Dec. 6	W	5-3	Washington	Mar. 16	L	2-6	Dallas
Dec. 7	W	5-3	ANAHEIM	Mar. 18	W	5-3	BUFFALO
Dec. 10	W	5-3	Los Angeles	Mar. 20	W	6-3	TORONTO
Dec. 11	W	7-3	Anaheim	Mar. 22	L	2-3	NEW JERSEY
Dec. 13	W	4-0	San Jose	Mar. 24	L	0-3	NY Rangers
Dec. 15	L	1-2	Chicago	Mar. 26	L	5-8	Montreal
Dec. 17	L	4-6	BOSTON	Mar. 29	W	4-1	LOS ANGELES
Dec. 19	W	4-0	St. Louis	Mar. 31	W	4-3	FLORIDA
Dec. 21	W	3-1	SAN JOSE	Apr. 3	T	5-5*	HARTFORD
Dec. 23	W	6-5	Toronto	Apr. 5	W	5-2	OTTAWA
Dec. 26	T	3-3*	MONTREAL	Apr. 8	W	3-1	BOSTON
Dec. 28	W	2-0	BUFFALO	Apr. 10	L	3-4	Tampa Bay
Dec. 30	W	5-3	WASHINGTON	Apr. 11	L	2-4	Florida
Jan. 2	W	6-1	New Jersey	Apr. 13	L	3-7	Boston
Jan. 4	W	7-3	TAMPA BAY				
Jan. 7	W	5-3	NY Islanders				
Jan. 10	W	5-2	NY ISLANDERS				
Jan. 11	T	3-3*	Ottawa				

* - Overtime

| Home games in all CAPS

38-36-8, 2ND, NORTHEAST DIVISION

1997-98

HIGHLIGHTS

- Tom Barrasso records his 300th career victory at Florida on Oct. 19.
- Ron Francis records his 1,400th career point on Jan. 29 at Boston.
- Nine Penguins represent their countries at the 1998 Winter Olympics in Nagano, Japan, with seven bringing home medals.
- Ken Wregget records his 200th career victory on Mar. 7 vs. Philadelphia.
- Ron Francis records his 1,000th career assist on Mar. 21 vs. Philadelphia.
- Jaromir Jagr records his 300th goal on Apr. 15 vs. Tampa Bay.
- Jaromir Jagr captures his second Art Ross Trophy with 102 points.

TRANSACTIONS

Aug. 12, 1997 - Obtained Jiri Slegr from Edmonton for a third-round choice in the 1998 NHL Draft.

Oct. 22, 1997 - Obtained Tuomas Gronman from Chicago for Greg Johnson.

Mar. 24, 1998 - Obtained Sean Pronger from Anaheim for the rights to Patrick Lalime.

GOALTENDERS

GOALIE	W-L-T	GP	MP	GA	SO	GAA
Peter Skudra	6-4-3	17	851	26	0	1.83
Tom Barrasso	31-14-13	63	3542	122	7	2.07
Ken Wregget	3-6-2	15	611	28	0	2.75
TOTALS	40-24-18	82	5022	188	7	2.29

SCORING

PLAYERS	GP	G	A	PTS	PIM
Jaromir Jagr	77	35	67	102	64
Ron Francis	81	25	62	87	20
Stu Barnes	78	30	35	65	30
Kevin Hatcher	74	19	29	48	66
Martin Straka	75	19	23	42	28
Rob Brown	82	15	25	40	59
Fredrik Olausson	76	6	27	33	42
Aleksey Morozov	76	13	13	26	8
Eddie Olczyk	56	11	11	22	35
Robert Lang	54	9	13	22	16
Sean Pronger	67	6	15	21	32
Alex Hicks	58	7	13	20	54
Brad Werenka	71	3	15	18	46
Jiri Slegr	73	5	12	17	109
Andreas Johansson	50	5	10	15	20
Darius Kasparaitis	61	4	8	12	127
Robert Dome	30	5	2	7	12
Chris Ferraro	46	3	4	7	43
Peter Ferraro	29	3	4	7	12
Tyler Wright	82	3	4	7	112
Ian Moran	37	1	6	7	19
Chris Tamer	79	0	7	7	181
Neil Wilkinson	34	2	4	6	24
Garry Valk	39	2	1	3	33
Tuomas Gronman	22	1	2	3	25
Tom Barrasso	63	0	2	2	14
Greg Johnson	5	1	0	1	2
Peter Skudra	17	0	1	1	2
Sven Butenschon	6	0	0	0	6
Ken Wregget	15	0	0	0	6

GAMES

DATE	RESULT	SCORE	OPPONENT	DATE	RESULT	SCORE	OPPONENT
Oct. 1	T	3-3*	LOS ANGELES	Jan. 7	L	1-3	New Jersey
Oct. 3	W	4-3	Carolina	Jan. 10	W	4-1	NEW JERSEY
Oct. 4	L	3-5	FLORIDA	Jan. 12	W	4-1	Carolina
Oct. 8	L	0-3	MONTREAL	Jan. 14	L	2-5	Boston
Oct. 9	L	1-3	Philadelphia	Jan. 20	T	0-0*	OTTAWA
Oct. 11	W	4-1	CAROLINA	Jan. 22	W	3-2	New Jersey
Oct. 14	W	1-0	NY Rangers	Jan. 24	W	4-2	BOSTON
Oct. 15	T	1-1*	Montreal	Jan. 26	W	4-2	ST. LOUIS
Oct. 17	W	4-1	Tampa Bay	Jan. 28	T	2-2*	Washington
Oct. 19	W	4-1	Florida	Jan. 29	W	4-2	Boston
Oct. 22	W	5-2	San Jose	Jan. 31	W	4-2	DETROIT
Oct. 24	L	3-4	Edmonton	Feb. 2	L	2-4	NY ISLANDERS
Oct. 25	W	3-2*	Vancouver	Feb. 4	T	2-2*	WASHINGTON
Oct. 28	L	3-6	Calgary	Feb. 6	T	2-2*	Buffalo
Nov. 1	W	7-6*	VANCOUVER	Feb. 7	T	2-2*	Ottawa
Nov. 2	L	1-3	Chicago	Feb. 25	W	6-2	Montreal
Nov. 5	L	2-5	DALLAS	Feb. 28	L	2-6	Boston
Nov. 7	T	1-1*	Detroit	Mar. 2	W	3-1	TORONTO
Nov. 8	T	2-2*	BUFFALO	Mar. 5	T	2-2*	CHICAGO
Nov. 12	L	1-4	WASHINGTON	Mar. 7	W	6-4	PHILADELPHIA
Nov. 14	L	1-3	NY Rangers	Mar. 8	L	3-4*	Philadelphia
Nov. 15	W	5-0	Toronto	Mar. 11	W	4-1	CALGARY
Nov. 19	T	3-3*	BOSTON	Mar. 14	W	2-1	BUFFALO
Nov. 20	W	2-0	Ottawa	Mar. 15	L	0-3	Buffalo
Nov. 22	W	4-3*	NY RANGERS	Mar. 18	W	4-2	EDMONTON
Nov. 24	W	5-1	BUFFALO	Mar. 21	W	4-3	PHILADELPHIA
Nov. 26	W	3-2	CAROLINA	Mar. 22	T	0-0*	Dallas
Nov. 29	W	6-3	MONTREAL	Mar. 26	L	3-4	NY Islanders
Dec. 1	W	1-0	Montreal	Mar. 28	T	2-2*	NY RANGERS
Dec. 4	L	0-4	NEW JERSEY	Mar. 29	T	1-1*	OTTAWA
Dec. 6	W	5-2	ANAHEIM	Apr. 1	L	2-3	SAN JOSE
Dec. 9	W	2-1	Los Angeles	Apr. 4	W	4-1	Tampa Bay
Dec. 10	W	3-0	Anaheim	Apr. 5	L	1-3	Florida
Dec. 12	T	2-2*	Phoenix	Apr. 7	L	1-2	PHOENIX
Dec. 16	T	1-1*	TAMPA BAY	Apr. 9	L	1-4	Ottawa
Dec. 19	T	3-3*	Colorado	Apr. 11	T	3-3*	FLORIDA
Dec. 20	L	1-4	St. Louis	Apr. 15	W	5-1	TAMPA BAY
Dec. 26	W	4-1	Washington	Apr. 16	W	4-1	Carolina
Dec. 27	L	0-1	MONTREAL	Apr. 18	W	5-2	BOSTON
Dec. 29	W	5-1	NY ISLANDERS				
Dec. 31	W	3-2	CAROLINA				
Jan. 3	L	4-5*	COLORADO				
Jan. 6	W	4-2	NY Islanders				

* - Overtime

| Home games in all CAPS

40-24-18, 1ST, NORTHEAST DIVISION

1998-99

HIGHLIGHTS

- Jaromir Jagr records his 800th career point Jan. 31 at Montreal.
- Penguins win five consecutive overtime games for the first time in club history and lead the NHL with 28 overtime points.
- Tom Barrasso passes Gump Worsley for 10th place on the NHL's all-time wins list with his 336th victory on Jan. 5 vs. Calgary.
- Penguins win 10 games in a row, Jan. 28-Feb. 15, the second-longest winning streak in team history.
- Tom Barrasso, Peter Skudra and Jean-Sebastien Aubin all record shutouts, making it the first time in club history that three different goalies record shutouts in one season.
- Jaromir Jagr captures his first Hart Trophy as league MVP. Jagr also wins his third Art Ross Trophy as the league's leading scorer.

TRANSACTIONS

June 17, 1998 - Obtained German Titov and Todd Hlushko from Calgary for Ken Wregget and Dave Roche.

Nov. 25, 1998 - Obtained Alexei Kovalev, Harry York and future considerations from NY Rangers for Petr Nedved, Chris Tamer and Sean Pronger.

Mar. 11, 1999 - Obtained Matthew Barnaby from Buffalo for Stu Barnes.

GOALTENDERS

GOALIE	W-L-T	GP	MP	GA	SO	GAA
J.S. Aubin	4-3-6	17	756	28	2	2.22
Tom Barrasso	19-16-3	43	2306	98	4	2.55
Peter Skudra	15-11-5	37	1914	89	3	2.79
TOTALS	38-30-14	82	5011	225	9	2.74

SCORING

PLAYERS	GP	G	A	PTS	PIM
Jaromir Jagr	81	44	83	127	66
Martin Straka	80	35	48	83	26
German Titov	72	11	45	56	34
Alexei Kovalev	77	23	30	53	49
Robert Lang	72	21	23	44	24
Kip Miller	77	19	23	42	22
Jan Hrdina	82	13	29	42	40
Kevin Hatcher	66	11	27	38	24
Stu Barnes	64	20	12	32	20
Rob Brown	58	13	11	24	16
Brad Werenka	81	6	18	24	93
Jiri Slegr	63	3	20	23	86
Matthew Barnaby	62	6	16	22	177
Aleksey Morozov	67	9	10	19	14
Dan Kesa	67	2	8	10	27
Bobby Dollas	70	2	8	10	60
Ian Moran	62	4	5	9	37
Maxim Galanov	51	4	3	7	14
Jeff Serowik	26	0	6	6	16
Darius Kasparaitis	48	1	4	5	70
Tom Barrasso	43	0	3	3	20
Martin Sonnenberg	44	1	1	2	19
Patrick Lebeau	8	1	0	1	2
Greg Andrusak	7	0	1	1	4
Victor Ignatjev	11	0	1	1	6
Ryan Savoia	3	0	0	0	0
Pavel Skrbek	4	0	0	0	2
Brian Bonin	5	0	0	0	0
Chris Tamer	11	0	0	0	32
Sven Butenschon	17	0	0	0	6
J.S. Aubin	17	0	0	0	0
Neil Wilkinson	24	0	0	0	22
Peter Skudra	37	0	0	0	2
Tyler Wright	61	0	0	0	90

GAMES

DATE	RESULT	SCORE	OPPONENT	DATE	RESULT	SCORE	OPPONENT
Oct. 10	W	4-3	NY Islanders	Jan. 30	W	5-2	BOSTON
Oct. 14	W	3-1	New Jersey	Jan. 31	W	5-3	Montreal
Oct. 17	T	3-3*	NY RANGERS	Feb. 2	W	5-3	BUFFALO
Oct. 21	L	0-5	Tampa Bay	Feb. 5	W	3-0	FLORIDA
Oct. 24	L	4-6	TORONTO	Feb. 7	W	2-1	DETROIT
Oct. 26	W	2-0	Toronto	Feb. 9	W	3-2*	MONTREAL
Oct. 28	W	5-2	Calgary	Feb. 11	W	6-5*	VANCOUVER
Oct. 30	T	2-2*	Vancouver	Feb. 13	W	3-2*	Nashville
Oct. 31	L	1-4	Edmonton	Feb. 15	W	7-3	WASHINGTON
Nov. 3	T	4-4*	PHILADELPHIA	Feb. 17	L	1-3	NY Islanders
Nov. 5	W	4-2	Ottawa	Feb. 19	L	1-6	NY Rangers
Nov. 7	T	0-0*	BOSTON	Feb. 21	L	1-2	Philadelphia
Nov. 10	W	3-2	NY ISLANDERS	Feb. 22	W	4-1	PHOENIX
Nov. 13	L	3-4	New Jersey	Feb. 25	W	3-2	Colorado
Nov. 14	W	4-0	FLORIDA	Feb. 26	L	4-6	Dallas
Nov. 17	L	1-4	PHILADELPHIA	Feb. 28	L	3-4	Washington
Nov. 19	W	5-1	Tampa Bay	Mar. 3	T	4-4*	MONTREAL
Nov. 21	W	5-2	TAMPA BAY	Mar. 5	T	2-2*	EDMONTON
Nov. 25	L	4-5	Washington	Mar. 7	L	1-3	COLORADO
Nov. 27	T	2-2*	NY RANGERS	Mar. 9	L	2-3	NEW JERSEY
Nov. 28	W	4-3	Montreal	Mar. 10	W	3-2*	Carolina
Dec. 1	T	4-4*	ANAHEIM	Mar. 13	W	4-0	PHILADELPHIA
Dec. 4	T	3-3*	Carolina	Mar. 16	T	2-2*	DALLAS
Dec. 5	L	1-2	Boston	Mar. 17	W	2-0	Tampa Bay
Dec. 12	W	4-3	St. Louis	Mar. 20	T	1-1*	NASHVILLE
Dec. 15	W	3-2*	TAMPA BAY	Mar. 21	T	2-2*	NY Rangers
Dec. 16	L	1-4	Florida	Mar. 23	W	5-2	CHICAGO
Dec. 19	W	3-0	WASHINGTON	Mar. 25	L	3-5	New Jersey
Dec. 21	L	1-7	Toronto	Mar. 27	T	1-1*	BUFFALO
Dec. 22	L	0-3	LOS ANGELES	Mar. 28	L	3-4*	Buffalo
Dec. 26	W	2-1*	OTTAWA	Mar. 30	L	4-6	OTTAWA
Dec. 30	W	7-4	FLORIDA	Apr. 1	T	3-3*	Ottawa
Jan. 2	W	4-2	Florida	Apr. 3	L	2-4	NEW JERSEY
Jan. 5	W	5-1	CALGARY	Apr. 5	L	1-3	Buffalo
Jan. 7	W	4-2	CAROLINA	Apr. 8	L	1-3	Philadelphia
Jan. 9	W	2-1	ST. LOUIS	Apr. 11	W	3-0	Detroit
Jan. 13	L	3-5	Phoenix	Apr. 15	L	2-4	Boston
Jan. 15	L	2-3	San Jose	Apr. 17	L	2-7	NY ISLANDERS
Jan. 16	W	5-1	Los Angeles	Apr. 18	W	2-1*	NY Rangers
Jan. 18	L	3-5	Anaheim				
Jan. 21	L	2-5	NY ISLANDERS				
Jan. 26	L	3-5	CAROLINA				
Jan. 28	W	6-0	TORONTO				

* - Overtime

| Home games in all CAPS

38-30-14, 3RD, ATLANTIC DIVISION

1999-00

HIGHLIGHTS

- Jaromir Jagr opens the season with a 15-game point streak from Oct. 1-Nov. 13 (14G-19A=33Pts).
- Jaromir Jagr sets an NHL record by recording a point on 15 consecutive goals from Oct. 16-Nov. 4 (7G-8A=15Pts).
- Jaromir Jagr nets his fifth career hat trick and his 900th point on Nov. 26 vs. Ottawa.
- Herb Brooks replaces Kevin Constantine as head coach on Dec. 9.
- Jaromir Jagr records a career-best seven points (3G-4A) on Dec. 30.
- Martin Straka ties the team record for two fastest goals by one player (four seconds) on Feb. 11 vs. Edmonton.
- Jaromir Jagr captures his third consecutive Art Ross Trophy (fourth overall).
- The Penguins and Philadelphia Flyers play the third-longest game in NHL history in Game 5 of the Eastern Conference Semifinals. Goaltender Ron Tugnutt makes 70 saves in the four-and-a-half overtime, 2-1 loss.

TRANSACTIONS

Mar. 13, 2000 - Obtained Bob Boughner from Nashville for Pavel Skrbek.

Mar. 14, 2000 - Obtained Ron Tugnutt and Janne Laukkanen from Ottawa for Tom Barrasso; Acquired Rene Corbet and Tyler Moss from Calgary for Brad Werenka; Acquired Josef Beranek from Edmonton for German Titov.

GOALTENDERS

GOALIE	W-L-T	GP	MP	GA	SO	GAA
Ron Tugnutt	4-2-0	7	374	15	0	2.41
J. S. Aubin	23-21-3	51	2789	120	2	2.58
Peter Skudra	5-7-3	20	922	48	1	3.12
Tom Barrasso	5-7-2	18	870	46	1	3.17
TOTALS	37-37-8	82	4984	236	4	2.88

SCORING

PLAYERS	GP	G	A	PTS	PIM
Jaromir Jagr	63	42	54	96	50
Alexei Kovalev	82	26	40	66	94
Robert Lang	78	23	42	65	14
Martin Straka	71	20	39	59	26
Jan Hrdina	70	13	33	46	43
Aleksey Morozov	68	12	19	31	14
Jiri Slegr	74	11	20	31	82
Pat Falloon	63	9	22	31	14
Josef Beranek	71	13	12	25	57
Matthew Barnaby	64	12	12	24	197
Rob Brown	50	10	13	23	10
Tyler Wright	50	12	10	22	45
Michal Rozsival	75	4	17	21	48
Janne Laukkanen	71	2	18	20	67
Rene Corbet	52	5	10	15	60
Darius Kasparaitis	73	3	12	15	146
Hans Jonsson	68	3	11	14	12
Ian Moran	73	4	8	12	28
Bob Boughner	73	3	4	7	166
Robert Dome	22	2	5	7	0
Andrew Ference	30	2	4	6	20
Tom Chorske	33	1	5	6	2
Peter Popovic	54	1	5	6	30
Steve Leach	56	2	3	5	24
John Slaney	29	1	4	5	10
Martin Sonnenberg	14	1	2	3	0
Dan Trebil	3	1	0	1	2
J.S. Aubin	51	0	1	1	2
Sven Butenschon	3	0	0	0	0
Peter Skudra	20	0	0	0	0
Dennis Bonvie	20	0	0	0	80
Ron Tugnutt	7	0	0	0	0

GAMES

DATE	RESULT	SCORE	OPPONENT	DATE	RESULT	SCORE	OPPONENT
Oct. 1	L	4-6	Dallas	Jan. 19	W	3-1	ST. LOUIS
Oct. 7	W	7-5	New Jersey	Jan. 22	L	2-4	Montreal
Oct. 8	T	3-3*	COLORADO	Jan. 23	T	4-4*	PHILADELPHIA
Oct. 14	W	5-2	NY Rangers	Jan. 25	L	3-4	NY RANGERS
Oct. 16	T	3-3*	CHICAGO	Jan. 27	W	4-1	ATLANTA
Oct. 23	L	2-3	CAROLINA	Jan. 29	L	1-7	ANAHEIM
Oct. 27	L	1-2*	Anaheim	Jan. 31	W	2-1*	Atlanta
Oct. 28	L	3-5	Los Angeles	Feb. 1	W	3-2	WASHINGTON
Oct. 30	T	1-1*	San Jose	Feb. 3	W	4-2	NY ISLANDERS
Nov. 2	L	4-5	LOS ANGELES	Feb. 9	W	5-2	ATLANTA
Nov. 4	L	1-2	Ottawa	Feb. 11	T	2-2*	EDMONTON
Nov. 6	L	4-7	TAMPA BAY	Feb. 12	L	1-5	NY Islanders
Nov. 10	W	5-4	MONTREAL	Feb. 14	W	3-0	VANCOUVER
Nov. 12	L	2-3*	Detroit	Feb. 16	T	1-1*	BUFFALO
Nov. 13	W	6-2	NASHVILLE	Feb. 19	W	2-1	Florida
Nov. 16	W	3-2	BUFFALO	Feb. 21	L	1-2	Tampa Bay
Nov. 18	L	1-2	Tampa Bay	Feb. 22	L	3-4	NY Rangers
Nov. 20	L	1-2*	Florida	Feb. 24	L	3-4*	Philadelphia
Nov. 23	W	3-1	TORONTO	Feb. 26	T	2-2*	BOSTON
Nov. 26	W	5-0	OTTAWA	Feb. 28	T	1-1*	OTTAWA
Nov. 27	L	3-5	Carolina	Mar. 1	L	2-8	Calgary
Nov. 30	W	4-1	Buffalo	Mar. 4	W	3-2	Edmonton
Dec. 2	L	2-5	SAN JOSE	Mar. 8	L	0-3	MONTREAL
Dec. 4	L	2-3*	Toronto	Mar. 9	L	0-7	Ottawa
Dec. 7	L	1-2	New Jersey	Mar. 11	W	3-1	NY RANGERS
Dec. 9	W	3-0	WASHINGTON	Mar. 13	L	2-3	NEW JERSEY
Dec. 11	W	4-2	PHOENIX	Mar. 16	W	4-2	FLORIDA
Dec. 14	W	4-2	BOSTON	Mar. 18	L	2-3	Boston
Dec. 15	W	6-3	Carolina	Mar. 19	W	5-4	NY RANGERS
Dec. 18	L	2-5	FLORIDA	Mar. 21	W	8-2	NY Islanders
Dec. 20	L	1-5	Montreal	Mar. 24	W	5-3	Atlanta
Dec. 21	W	4-0	NY Islanders	Mar. 26	L	1-3	Philadelphia
Dec. 23	W	4-3	TAMPA BAY	Mar. 28	W	3-2	NEW JERSEY
Dec. 26	W	4-2	Chicago	Mar. 30	W	4-3*	Washington
Dec. 29	L	2-3*	Washington	Apr. 1	L	2-3	PHILADELPHIA
Dec. 30	W	9-3	NY ISLANDERS	Apr. 3	W	3-2	CAROLINA
Jan. 2	W	4-3	DETROIT	Apr. 5	W	4-2	Toronto
Jan. 5	L	1-3	NEW JERSEY	Apr. 7	W	2-1*	Buffalo
Jan. 7	W	5-2	TORONTO	Apr. 9	L	1-3	Boston
Jan. 8	L	2-6	Philadelphia				
Jan. 12	L	1-3	Phoenix				
Jan. 13	L	3-4	Colorado				
Jan. 15	L	2-4	Nashville				

* - Overtime

| Home games in all CAPS

37-31-8-6, 3RD, ATLANTIC DIVISION

2000-01

HIGHLIGHTS

- The Penguins open the 2000-01 season with two games against the Nashville Predators in Japan.
- Jaromir Jagr records his 400th goal on Nov. 13 at Colorado.
- Mario Lemieux announces his comeback to the NHL on Dec. 11. Lemieux posts three points (1G-2A) against the Toronto Maple Leafs in his first game back on Dec. 27.
- Lemieux records career point 1,500 and Jagr records his 1,000th against Ottawa on Dec. 30.
- Lemieux posts his 40th career hat trick on Jan. 24 vs. Montreal, the second most in league history.
- Alexei Kovalev records hat tricks in back-to-back games against the Flyers (Feb. 7) and Devils (Feb. 10).
- Jaromir Jagr wins his fourth consecutive Art Ross trophy (fifth overall).

TRANSACTIONS

Dec. 28, 2000 - Obtained Marc Bergevin from St. Louis for Dan Trebil.

Jan. 14, 2001 - Obtained Kevin Stevens from Philadelphia for John Slaney.

Feb. 1, 2001 - Obtained Wayne Primeau from Tampa Bay for Matthew Barnaby.

Mar. 12, 2001 - Obtained Johan Hedberg and Bobby Dollas from San Jose for Jeff Norton.

GOALTENDERS

GOALIE	W-L-T	GP	MP	GA	SO	GAA
Johan Hedberg	7-1-1	9	545	24	0	2.64
Garth Snow	14-15-4	35	2032	101	3	2.98
Rich Parent	1-1-3	7	332	17	0	3.07
J. S. Aubin	20-14-1	36	2050	107	0	3.13
TOTALS	42-31-9	82	4978	256	3	3.12

SCORING

PLAYERS	GP	G	A	PTS	PIM
Jaromir Jagr	81	52	69	121	42
Alexei Kovalev	79	44	51	95	96
Martin Straka	82	27	68	95	38
Robert Lang	82	32	48	80	28
Mario Lemieux	43	35	41	76	188
Jan Hrdina	78	15	28	43	48
Kevin Stevens	55	10	22	32	73
Josef Beranek	70	9	14	23	43
Hans Jonsson	58	4	18	22	22
Wayne Primeau	75	3	19	22	131
Janne Laukkanen	50	3	17	20	34
Aleksey Morozov	66	5	14	19	34
Darius Kasparaitis	77	3	16	19	111
Rene Corbet	43	8	9	17	57
Andrew Ference	36	4	11	15	28
Milan Kraft	42	7	7	14	8
Kip Miller	33	3	8	11	6
Frantisek Kucera	55	2	7	9	12
Toby Petersen	12	2	6	8	4
Ian Moran	40	3	4	7	28
Dan LaCouture	48	2	4	6	43
Michal Rozsival	30	1	4	5	26
Krzysztof Oliwa	36	1	4	5	165
Marc Bergevin	38	1	4	5	26
Bob Boughner	58	1	3	4	147
Billy Tibbetts	29	1	2	3	79
Bobby Dollas	21	1	1	2	18
Steve McKenna	54	1	1	2	119
Josef Melichar	18	0	2	2	21
J. S. Aubin	36	0	1	1	4
Greg Crozier	1	0	0	0	0
Dennis Bonvie	3	0	0	0	0
Rich Parent	7	0	0	0	0
Johan Hedberg	9	0	0	0	0
Garth Snow	35	0	0	0	8

GAMES

DATE	RESULT	SCORE	OPPONENT	DATE	RESULT	SCORE	OPPONENT
Oct. 6	L	1-3	NASHVILLE+	Jan. 13	L	5-6	NY Islanders
Oct. 7	W	3-1	Nashville+	Jan. 15	W	3-2	ANAHEIM
Oct. 13	W	3-2	TAMPA BAY	Jan. 17	L	4-5	Phoenix
Oct. 14	W	8-6	NY RANGERS	Jan. 19	L	5-6*	Dallas
Oct. 18	L	2-3	CAROLINA	Jan. 21	W	4-0	Chicago
Oct. 19	T	3-3*	Ottawa	Jan. 24	W	3-1	MONTREAL
Oct. 21	W	5-2	COLUMBUS	Jan. 27	W	5-1	ATLANTA
Oct. 25	L	2-3	OTTAWA	Jan. 30	W	6-3	Atlanta
Oct. 27	W	4-1	NY Rangers	Jan. 31	L	1-5	PHILADELPHIA
Oct. 28	L	0-9	NEW JERSEY	Feb. 7	W	9-4	PHILADELPHIA
Nov. 1	L	2-3	San Jose	Feb. 10	W	5-4*	NEW JERSEY
Nov. 3	W	4-2	Vancouver	Feb. 11	L	2-4	Minnesota
Nov. 4	T	1-1*	Calgary	Feb. 14	W	2-1	MINNESOTA
Nov. 8	W	5-2	PHILADELPHIA	Feb. 16	T	4-4*	New Jersey
Nov. 10	W	4-2	New Jersey	Feb. 17	W	3-2*	Columbus
Nov. 11	W	5-2	EDMONTON	Feb. 19	L	1-5	Colorado
Nov. 13	L	2-3*	Colorado	Feb. 21	W	3-2*	FLORIDA
Nov. 16	L	3-4	St. Louis	Feb. 23	W	6-4	NY RANGERS
Nov. 18	W	3-1	ATLANTA	Feb. 25	W	6-1	NY ISLANDERS
Nov. 22	L	1-3	CAROLINA	Feb. 28	L	2-4	Montreal
Nov. 24	W	1-0	Philadelphia	Mar. 2	W	7-5	NY Rangers
Nov. 25	T	2-2*	LOS ANGELES	Mar. 3	L	3-4	Washington
Nov. 28	L	1-3	Boston	Mar. 7	L	3-4	WASHINGTON
Dec. 1	W	6-4	Buffalo	Mar. 8	W	5-3	Atlanta
Dec. 2	L	2-3	BUFFALO	Mar. 10	W	6-3	CALGARY
Dec. 5	W	4-2	Ottawa	Mar. 12	T	3-3*	NY Rangers
Dec. 6	L	2-3	BOSTON	Mar. 14	L	1-3	NY ISLANDERS
Dec. 9	L	1-5	Toronto	Mar. 16	W	6-3	Florida
Dec. 10	W	4-3	Detroit	Mar. 17	L	1-5	Tampa Bay
Dec. 13	L	4-7	TORONTO	Mar. 20	T	2-2*	BOSTON
Dec. 15	L	1-4	FLORIDA	Mar. 23	L	3-5	Carolina
Dec. 16	T	4-4*	Montreal	Mar. 25	W	4-2	New Jersey
Dec. 20	T	2-2*	Florida	Mar. 27	W	4-1	BUFFALO
Dec. 21	T	1-1*	Tampa Bay	Mar. 29	W	5-2	CHICAGO
Dec. 23	L	2-8	DALLAS	Mar. 31	W	5-3	ST. LOUIS
Dec. 26	W	5-3	Buffalo	Apr. 2	L	1-4	NY Islanders
Dec. 27	W	5-0	TORONTO	Apr. 4	W	4-2	TAMPA BAY
Dec. 30	W	5-3	OTTAWA	Apr. 7	L	3-4*	Philadelphia
Jan. 3	W	3-2	WASHINGTON	Apr. 8	W	6-4	Carolina
Jan. 5	L	3-4	MONTREAL				
Jan. 8	W	5-3	Washington				
Jan. 9	L	2-5	Boston				
Jan. 12	W	4-3	NY ISLANDERS				

* - Overtime
+ - Game played in Japan
Home games in all CAPS

42-28-9-3, 3RD, ATLANTIC DIVISION

2001-02

HIGHLIGHTS

- Rick Kehoe replaces Ivan Hlinka as head coach on Oct. 15.
- Toby Petersen records his first career hat trick Oct. 16 vs. Ottawa.
- Johan Hedberg records his first career regular-season shutout by making 29 saves against the Senators on Oct. 18.
- Alexei Kovalev records his 500th career point Dec. 11 at Washington.
- Mario Lemieux records five points (2G-3A) during a 5-1 win against Tampa Bay on Jan. 23.
- Lemieux records career point 1,600 in a 5-4 loss to the Los Angeles Kings on Feb. 27.

TRANSACTIONS

- July 11, 2001** - Obtained Kris Beech, Michal Sivek and Ross Lupaschuck from Washington for Jaromir Jagr and Frantisek Kucera.
- Jan. 4, 2002** - Claimed Randy Robitaille off waivers from Los Angeles.
- Mar. 15, 2002** - Claimed Shean Donovan off waivers from Atlanta.
- Mar. 17, 2002** - Obtained Kent Manderville from Philadelphia for Billy Tibbetts.
- Mar. 19, 2002** - Obtained Ville Nieminen and Rick Berry from Colorado for Darius Kasparaitis.

GOALTENDERS

GOALIE	W-L-T	GP	MP	GA	SO	GAA
Johan Hedberg	25-34-7	66	3877	178	6	2.75
J. S. Aubin	3-12-1	21	1094	65	0	3.56
TOTALS	28-46-8	82	4994	249	6	3.04

SCORING

PLAYERS	GP	G	A	PTS	PIM
Alexei Kovalev	67	32	44	76	80
Jan Hrdina	79	24	33	57	50
Robert Lang	62	18	32	50	16
Aleksey Morozov	72	20	29	49	16
Randy Robitaille	58	14	23	37	33
Mario Lemieux	24	6	25	31	14
Michal Rozsival	79	9	20	29	47
Ville Nieminen	66	11	16	27	38
Stephane Richer	58	13	12	25	14
Kris Beech	79	10	15	25	45
Toby Petersen	79	8	10	18	4
Dan LaCouture	82	6	11	17	71
Milan Kraft	68	8	8	16	16
Shean Donovan	61	8	7	15	44
Jeff Toms	52	9	5	14	14
Darius Kasparaitis	69	2	12	14	123
Janne Laukkanen	47	6	7	13	28
Andrew Ference	75	4	7	11	73
Wayne Primeau	33	3	7	10	18
Ian Moran	64	2	8	10	54
Martin Straka	13	5	4	9	0
Kent Manderville	38	3	5	8	12
Jamie Pushor	76	0	8	8	84
Hans Jonsson	53	2	5	7	22
Billy Tibbetts	33	1	5	6	109
Kevin Stevens	32	1	4	5	25
John Jakopin	19	0	4	4	42
Tom Kostopoulos	11	1	2	3	9
Josef Melichar	60	0	3	3	68
Mike Wilson	21	1	1	2	17
Krzysztof Oliwa	57	0	2	2	150
Rick Berry	70	0	2	2	81
Shane Endicott	4	0	1	1	4
Eric Meloche	23	0	1	1	8
Johan Hedberg	66	0	1	1	22
J. S. Aubin	21	0	0	0	0

GAMES

DATE	RESULT	SCORE	OPPONENT	DATE	RESULT	SCORE	OPPONENT
Oct. 3	L	1-3	COLORADO	Jan. 12	L	1-4	St. Louis
Oct. 6	L	2-4	ANAHEIM	Jan. 15	L	2-5	Vancouver
Oct. 10	L	3-6	NY ISLANDERS	Jan. 17	W	6-4	Calgary
Oct. 14	L	1-4	Buffalo	Jan. 19	W	1-0	Edmonton
Oct. 16	W	5-2	OTTAWA	Jan. 21	W	5-2	PHILADELPHIA
Oct. 18	W	3-0	Ottawa	Jan. 23	W	5-1	TAMPA BAY
Oct. 20	L	1-2*	St. Louis	Jan. 24	W	5-4*	NY Islanders
Oct. 23	W	4-2	Atlanta	Jan. 26	W	3-2*	ATLANTA
Oct. 24	W	3-2	DALLAS	Jan. 29	L	2-3*	Philadelphia
Oct. 27	L	0-4	Toronto	Jan. 30	L	3-6	SAN JOSE
Oct. 28	T	2-2*	FLORIDA	Feb. 5	T	3-3*	Carolina
Oct. 31	L	0-3	Philadelphia	Feb. 7	L	0-1	Montreal
Nov. 1	W	3-1	TORONTO	Feb. 9	L	1-2*	NEW JERSEY
Nov. 3	W	2-1*	TAMPA BAY	Feb. 10	L	3-4	NY RANGERS
Nov. 6	T	2-2*	Carolina	Feb. 12	L	1-5	Ottawa
Nov. 7	L	0-2	Florida	Feb. 27	L	4-5	LOS ANGELES
Nov. 10	L	2-3*	Tampa Bay	Feb. 28	W	4-3*	Columbus
Nov. 13	W	5-1	New Jersey	Mar. 2	L	2-4	DETROIT
Nov. 14	T	3-3*	NY ISLANDERS	Mar. 4	W	4-2	NY Islanders
Nov. 17	W	1-0*	NY RANGERS	Mar. 5	W	6-5*	FLORIDA
Nov. 21	L	1-4	VANCOUVER	Mar. 7	L	1-3	CAROLINA
Nov. 23	L	0-5	Nashville	Mar. 9	W	3-2*	NY RANGERS
Nov. 24	W	3-1	BUFFALO	Mar. 11	L	2-4	COLUMBUS
Nov. 27	W	6-0	NEW JERSEY	Mar. 13	L	2-4	Anaheim
Nov. 29	L	0-5	San Jose	Mar. 16	L	3-4	Los Angeles
Dec. 1	L	2-5	Phoenix	Mar. 18	W	4-2	Atlanta
Dec. 4	W	1-0	Toronto	Mar. 20	L	1-3	PHOENIX
Dec. 6	W	4-1	Boston	Mar. 23	T	4-4*	PHILADELPHIA
Dec. 8	W	6-3	ATLANTA	Mar. 24	W	6-2	WASHINGTON
Dec. 11	T	2-2*	Washington	Mar. 27	L	3-4	NEW JERSEY
Dec. 12	L	2-4	BOSTON	Mar. 30	L	1-2*	Montreal
Dec. 14	L	2-5	MINNESOTA	Apr. 1	L	0-3	MONTREAL
Dec. 16	L	0-7	CAROLINA	Apr. 3	L	2-3	Florida
Dec. 19	L	1-3	MONTREAL	Apr. 4	L	2-4	Tampa Bay
Dec. 21	W	4-3	WASHINGTON	Apr. 6	L	1-3	Philadelphia
Dec. 22	T	4-4*	Washington	Apr. 8	L	2-3	NY Rangers
Dec. 26	L	0-4	New Jersey	Apr. 10	T	4-4*	BUFFALO
Dec. 29	L	2-5	OTTAWA	Apr. 12	L	2-5	TORONTO
Jan. 3	L	2-4	NY Islanders	Apr. 13	L	1-7	Boston
Jan. 5	W	4-1	NY RANGERS				
Jan. 6	L	0-2	Chicago				
Jan. 8	L	2-3	BOSTON				
Jan. 10	W	2-0	Buffalo				

* - Overtime

| Home games in all CAPS

28-41-8-5, 5TH, ATLANTIC DIVISION

2002-03

HIGHLIGHTS

- Martin Straka records his 300th assist on Dec. 7 against the NY Islanders.
- Sebastien Caron stops 31 shots in his first NHL start, a 2-1 win against the Boston Bruins on Jan. 13.
- Mario Lemieux records his 1,000th career assist, recording four helpers in a 5-2 win in Boston on Feb. 8.
- Mario Lemieux nets his team record 11th career OT goal in a 4-3 win against the Edmonton Oilers on Feb. 18.
- Martin Straka records his 500th NHL point with a goal Mar. 18 against the Detroit Red Wings.

TRANSACTIONS

- Feb. 9, 2003** - Obtained Shawn Heins from San Jose for a conditional draft pick.
- Feb. 10, 2003** - Obtained Mikael Samuelsson, Rico Fata, Richard Lintner and Joel Bouchard from the NY Rangers for Alexei Kovalev, Dan LaCouture, Mike Wilson and Janne Laukkanen.
- Mar. 11, 2003** - Obtained Matt Bradley from San Jose for Wayne Primeau.
- Mar. 11, 2003** - Obtained Ramzi Abid, Guillaume Lefebvre and Dan Focht from Phoenix for Jan Hrdina and Francois Leroux.

GOALTENDERS

GOALIE	W-L-T	GP	MP	GA	SO	GAA
Sebastien Caron	7-14-2	24	1408	62	2	2.64
J. S. Aubin	6-13-0	21	1132	59	1	3.13
Johan Hedberg	14-22-4	41	2410	126	1	3.14
TOTALS	27-49-6	82	4972	255	4	3.11

SCORING

PLAYERS	GP	G	A	PTS	PIM
Mario Lemieux	67	28	63	91	43
Martin Straka	60	18	28	46	12
Dick Tarnstrom	61	7	34	41	50
Aleksey Morozov	27	9	16	25	16
Mikael Samuelsson	80	10	14	24	40
Ville Nieminen	75	9	12	21	93
Rico Fata	63	7	12	19	16
Ramzi Abid	33	10	8	18	32
Mathias Johansson	58	5	10	15	16
Joel Bouchard	34	5	8	13	14
Milan Kraft	31	7	5	12	10
Tomas Surovy	26	4	7	11	10
Steve McKenna	79	9	1	10	128
Michal Rozsival	53	4	6	10	40
Alexandre Daigle	33	4	3	7	8
Kent Manderville	82	2	5	7	46
Eric Meloche	13	5	1	6	4
Richard Lintner	29	4	2	6	10
Michal Sivek	38	3	3	6	14
Guillaume Lefebvre	26	2	4	6	4
Hans Jonsson	63	1	4	5	36
Jamie Pushor	76	3	1	4	76
Brian Holzinger	14	1	3	4	8
Shawn Heins	47	1	2	3	42
Dan Focht	22	0	3	3	29
Johan Hedberg	41	0	2	2	18
Vladimir Vujtek	5	0	1	1	0
Tom Kostopoulos	8	0	1	1	0
Kris Beech	12	0	1	1	6
J. S. Aubin	21	0	1	1	2
Konstantin Koltsov	2	0	0	0	0
Ross Lupaschuk	3	0	0	0	4
Brooks Orpik	6	0	0	0	2
Josef Melichar	8	0	0	0	2
Sebastien Caron	24	0	0	0	6

GAMES

DATE	RESULT	SCORE	OPPONENT	DATE	RESULT	SCORE	OPPONENT
Oct. 10	L	0-6	TORONTO	Jan. 13	W	2-1	Boston
Oct. 12	W	6-0	NY RANGERS	Jan. 15	W	2-0	Carolina
Oct. 14	W	5-4	Toronto	Jan. 17	W	3-2	Tampa Bay
Oct. 16	W	3-2	ATLANTA	Jan. 18	L	0-3	Florida
Oct. 19	T	3-3*	TAMPA BAY	Jan. 21	T	0-0*	Buffalo
Oct. 22	T	3-3*	Montreal	Jan. 23	L	1-4	BOSTON
Oct. 25	L	3-7	Detroit	Jan. 25	W	5-3	CHICAGO
Oct. 26	W	5-2	BUFFALO	Jan. 28	L	2-5	NY Islanders
Oct. 28	W	3-2	WASHINGTON	Jan. 30	L	1-2	Washington
Oct. 30	W	4-1	Ottawa	Feb. 4	L	2-3	VANCOUVER
Nov. 2	W	5-3	TAMPA BAY	Feb. 6	L	0-6	FLORIDA
Nov. 6	L	3-4*	Florida	Feb. 8	W	5-2	Boston
Nov. 8	L	1-4	Tampa Bay	Feb. 12	L	0-3	OTTAWA
Nov. 9	L	2-3	Carolina	Feb. 14	L	0-1	NY Rangers
Nov. 14	T	1-1*	Minnesota	Feb. 15	W	4-1	New Jersey
Nov. 16	L	2-3	NY ISLANDERS	Feb. 18	W	4-3*	EDMONTON
Nov. 18	L	4-5*	Montreal	Feb. 20	L	2-5	COLORADO
Nov. 20	L	2-3*	MONTREAL	Feb. 22	W	2-1*	ST. LOUIS
Nov. 22	W	3-1	Atlanta	Feb. 23	L	3-4	NEW JERSEY
Nov. 23	W	4-1	SAN JOSE	Feb. 25	L	3-5	LOS ANGELES
Nov. 27	W	7-2	PHILADELPHIA	Feb. 27	L	0-6	Nashville
Nov. 29	W	4-1	Buffalo	Mar. 1	L	1-4	Colorado
Nov. 30	L	2-3	BOSTON	Mar. 2	L	1-3	Dallas
Dec. 3	L	1-4	WASHINGTON	Mar. 4	L	1-4	PHOENIX
Dec. 6	L	1-3	New Jersey	Mar. 6	L	0-4	CAROLINA
Dec. 7	L	3-6	NY ISLANDERS	Mar. 8	L	1-5	OTTAWA
Dec. 10	L	2-4	Toronto	Mar. 9	L	2-4	Ottawa
Dec. 12	L	2-5	San Jose	Mar. 12	T	2-2*	NASHVILLE
Dec. 14	L	2-3*	Los Angeles	Mar. 15	L	1-4	PHILADELPHIA
Dec. 15	L	0-5	Anaheim	Mar. 16	L	2-4	FLORIDA
Dec. 17	L	2-5	Phoenix	Mar. 18	L	1-5	DETROIT
Dec. 19	L	1-3	NEW JERSEY	Mar. 20	L	2-4	Philadelphia
Dec. 21	W	2-0	CALGARY	Mar. 21	L	1-3	New Jersey
Dec. 23	W	5-2	BUFFALO	Mar. 23	T	1-1*	Chicago
Dec. 26	W	6-1	NY Rangers	Mar. 26	W	3-1	NY Rangers
Dec. 28	W	3-2	MONTREAL	Mar. 29	L	0-3	Philadelphia
Dec. 30	L	2-3*	ATLANTA	Mar. 31	L	1-6	PHILADELPHIA
Dec. 31	L	2-5	Columbus	Apr. 2	W	3-2	CAROLINA
Jan. 3	W	4-1	Atlanta	Apr. 5	L	3-5	Washington
Jan. 4	W	3-2*	NY ISLANDERS				
Jan. 7	L	3-6	NY Islanders				
Jan. 9	L	2-4	TORONTO				
Jan. 11	L	1-3	NY RANGERS				

* - Overtime

Home games in all CAPS

27-44-6-5, 5TH, ATLANTIC DIVISION

2003-04

HIGHLIGHTS

- Eddie Olczyk is named head coach of the Penguins on June 11.
- Goaltender Marc-Andre Fleury stops 46 shots in his first game, a 3-0 loss to Los Angeles on Oct. 10. Left wing Ryan Malone becomes the first Pittsburgh-born and trained player to play in the NHL.
- Mario Lemieux picks up an assist against the NY Islanders on Oct. 29 to become the sixth player in NHL history to reach the 1,700-point mark. He achieves it in 887 games, second-fastest in league history.
- Marc-Andre Fleury notches his first shutout on Oct. 30. He stopped 20 shots in a 1-0 win over the Chicago Blackhawks.

TRANSACTIONS

Nov. 30, 2003 - Obtained Sergei Anshakov and Martin Strbak from Los Angeles for Martin Straka.

Feb. 11, 2004 - Obtained Ric Jackman from Toronto for Drake Berehowsky.

Mar. 4, 2004 - Claimed Jon Sim off waivers from Los Angeles.

Mar. 8, 2004 - Obtained Alain Nasreddine from the New York Islanders for Steve Webb.

Mar. 9, 2004 - Obtained Lasse Pirjeta from Columbus for Brian Holzinger.

GOALTENDERS

GOALIE	W-L-T	GP	MP	GA	SO	GAA
Martin Brochu	0-0-0	1	33	1	0	1.82
J.S. Aubin	7-9-0	22	1067	53	1	2.98
Andy Chiodo	3-4-1	8	486	28	0	3.46
Marc-Andre Fleury	4-14-2	21	1154	70	1	3.64
Sebastien Caron	9-24-5	40	2213	138	1	3.74
TOTALS	23-51-8	82	4984	303	3	3.70

SCORING

PLAYERS	GP	G	A	PTS	PIM
Dick Tarnstrom	80	16	36	52	38
Aleksey Morozov	75	16	34	50	24
Ryan Malone	81	22	21	43	64
Milan Kraft	66	19	21	40	18
Rico Fata	73	16	18	34	54
Konstantin Koltsov	82	9	20	29	30
Tomas Surovy	47	11	12	23	16
Tom Kostopoulos	60	9	13	22	67
Lasse Pirjeta	70	8	14	22	20
Drake Berehowsky	47	5	16	21	50
Brian Holzinger	61	6	15	21	38
Mike Eastwood	82	4	15	19	40
Jon Sim	63	8	10	18	33
Matt Bradley	82	7	9	16	65
Martin Strbak	49	5	11	16	46
Landon Wilson	54	6	4	10	47
Eric Meloche	25	3	7	10	20
Brooks Orpik	79	1	9	10	127
Mario Lemieux	10	1	8	9	6
Marc Bergevin	52	1	8	9	27
Josef Melichar	82	3	5	8	62
Patrick Boileau	16	3	4	7	8
Ramzi Abid	16	3	2	5	27
Dan Focht	52	2	3	5	105
Kelly Buchberger	71	1	3	4	109
Matt Hussey	3	2	1	3	0
Rob Scuderi	13	1	2	3	4
Steve McKenna	49	1	2	3	85
Matt Murley	18	1	1	2	14
Kris Beech	4	0	1	1	6
Martin Brochu	1	0	0	0	0
Reid Simpson	2	0	0	0	17
Steve Webb	5	0	0	0	2
Nolan Baumgartner	5	0	0	0	2
Andy Chiodo	8	0	0	0	2
Marc-Andre Fleury	21	0	0	0	0
Jean-Sebastien Aubin	22	0	0	0	2
Sebastien Caron	40	0	0	0	6

GAMES

DATE	RESULT	SCORE	OPPONENT	DATE	RESULT	SCORE	OPPONENT
Oct. 10	L	0-3	LOS ANGELES	Jan. 12	W	2-1	Philadelphia
Oct. 11	T	3-3*	Philadelphia	Jan. 13	L	1-3	TAMPA BAY
Oct. 16	L	1-4	Montreal	Jan. 16	L	2-4	Minnesota
Oct. 18	W	4-3	DETROIT	Jan. 18	L	3-4	Washington
Oct. 22	T	1-1*	CAROLINA	Jan. 20	L	0-3	NEW JERSEY
Oct. 24	L	1-2	NEW JERSEY	Jan. 22	L	5-6	Ottawa
Oct. 25	L	2-7	NY Islanders	Jan. 24	L	3-5	COLORADO
Oct. 29	T	4-4*	NY ISLANDERS	Jan. 27	L	2-6	TAMPA BAY
Oct. 30	W	1-0	Chicago	Jan. 29	L	1-5	Tampa Bay
Nov. 1	W	3-2*	BOSTON	Jan. 31	L	3-5	PHILADELPHIA
Nov. 4	L	2-4	Toronto	Feb. 1	L	1-4	Boston
Nov. 7	L	3-6	Florida	Feb. 3	L	3-4	MONTREAL
Nov. 8	L	0-9	Tampa Bay	Feb. 10	L	3-6	BOSTON
Nov. 12	L	2-6	NY Rangers	Feb. 12	L	1-5	Florida
Nov. 14	W	2-1*	Buffalo	Feb. 14	OTL	2-3*	St. Louis
Nov. 15	L	2-3	FLORIDA	Feb. 16	L	4-8	TORONTO
Nov. 19	L	2-6	MINNESOTA	Feb. 18	L	3-4	NY Islanders
Nov. 21	OTL	1-2*	New Jersey	Feb. 20	L	0-2	FLORIDA
Nov. 22	W	2-1*	OTTAWA	Feb. 22	L	3-6	OTTAWA
Nov. 26	T	1-1*	PHILADELPHIA	Feb. 25	W	4-3*	Phoenix
Nov. 28	L	1-4	NY RANGERS	Feb. 27	L	2-4	San Jose
Nov. 29	L	3-4	Carolina	Feb. 29	W	3-2*	NY Islanders
Dec. 1	W	4-3	ATLANTA	Mar. 2	T	3-3*	NY ISLANDERS
Dec. 3	L	2-5	Philadelphia	Mar. 4	L	4-9	NASHVILLE
Dec. 6	L	3-4	Edmonton	Mar. 6	W	2-1	ANAHEIM
Dec. 7	L	1-6	Calgary	Mar. 7	W	7-4	NY Rangers
Dec. 9	OTL	1-2*	Vancouver	Mar. 9	W	4-0	DALLAS
Dec. 12	L	3-6	Atlanta	Mar. 11	W	3-2	Toronto
Dec. 13	W	5-3	COLUMBUS	Mar. 14	T	3-3*	PHILADELPHIA
Dec. 16	W	2-1	BUFFALO	Mar. 16	W	4-1	WASHINGTON
Dec. 18	OTL	1-2*	Carolina	Mar. 17	L	1-6	New Jersey
Dec. 22	L	1-4	Montreal	Mar. 19	W	4-3*	CAROLINA
Dec. 26	T	3-3*	Ottawa	Mar. 21	W	4-3*	NY RANGERS
Dec. 27	L	0-2	NEW JERSEY	Mar. 23	W	5-2	NY Rangers
Dec. 29	W	1-0	CHICAGO	Mar. 26	L	1-5	Buffalo
Dec. 31	L	1-6	NY ISLANDERS	Mar. 27	T	2-2*	BUFFALO
Jan. 1	L	2-3	Nashville	Mar. 30	L	2-4	Washington
Jan. 3	L	1-4	NY RANGERS	Apr. 2	W	3-2	Atlanta
Jan. 5	L	0-5	TORONTO	Apr. 4	W	4-3	WASHINGTON
Jan. 7	W	4-2	New Jersey				
Jan. 8	L	1-3	Boston				
Jan. 10	L	0-8	MONTREAL				

* - Overtime

| Home games in all CAPS

23-47-8-4, 5TH, ATLANTIC DIVISION

2005-06

HIGHLIGHTS

- Penguins win the NHL Draft Lottery and select Sidney Crosby first overall in the 2005 NHL Draft.
- Mario Lemieux appears in his 900th career game on Oct. 29.
- Sidney Crosby's dramatic goal against the Montreal Canadiens gives the Penguins their first-ever overtime shootout win on Nov. 10.
- Mario Lemieux records a point (assist) in his last NHL game on Dec. 16.
- Sidney Crosby becomes youngest player in NHL history to reach 100 points. He finished with 102, breaking Lemieux's team rookie record (100).

TRANSACTIONS

July 30, 2005 - Penguins selected Sidney Crosby first overall in NHL Draft.

Dec. 15, 2005 - Named Michel Therrien head coach.

Jan. 24, 2006 - Mario Lemieux announced his retirement.

Mar. 9, 2006 - Obtained Jani Rita and Cory Cross from Edmonton for Dick Tarnstrom.

Mar. 9, 2006 - Obtained Krystofer Kolanos, Niklas Nordgren and a 2007 second-round pick from Carolina for Mark Recchi.

GOALTENDERS

GOALIE	W-L-O	GP	MP	GA	SO	GAA
Marc-Andre Fleury	13-27-6	50	2,810	152	1	3.25
Sebastien Caron	8-9-5	26	1,313	87	1	3.98
Jocelyn Thibault	1-9-3	16	807	60	0	4.46
Dany Sabourin	0-1-0	1	21	4	0	11.43
TOTALS	22-46-14	82	4949	310	2	3.78

SCORING

PLAYERS	GP	G	A	PTS	PIM
Sidney Crosby	81	39	63	102	110
Sergei Gonchar	75	12	46	58	100
John LeClair	73	22	29	51	61
Ryan Malone	77	22	22	44	63
Ziggy Palffy	42	11	31	42	12
Colby Armstrong	47	16	24	40	58
Ryan Whitney	68	6	32	38	85
Michel Ouellet	50	16	16	32	16
Andy Hilbert	47	12	15	27	38
Tomas Surovy	53	12	13	25	45
Mario Lemieux	26	7	15	22	16
Eric Boguniecki	47	6	10	16	33
Josef Melichar	72	3	12	15	66
Erik Christensen	33	6	7	13	34
Jani Rita	51	6	4	10	10
Konstantin Koltsov	60	3	6	9	20
Brooks Orpik	64	2	7	9	124
Maxime Talbot	48	5	3	8	59
Lasse Pirjeta	25	4	3	7	18
Niklas Nordgren	58	4	2	6	34
Matt Murley	41	1	5	6	24
Noah Welch	5	1	3	4	2
Rob Scuderi	57	0	4	4	36
Andre Roy	42	2	1	3	116
Shane Endicott	41	1	1	2	43
Eric Cairns	50	1	1	2	124
Ryan VandenBussche	20	1	0	1	42
Matt Hussey	13	0	1	1	0
Lyle Odelein	27	0	1	1	50
Guillaume Lefebvre	9	0	0	0	9
Alain Nasreddine	6	0	0	0	8

GAMES

DATE	RESULT	SCORE	OPPONENT	DATE	RESULT	SCORE	OPPONENT
Oct. 5	L	1-5	New Jersey	Jan. 13	L	1-4	Chicago
Oct. 7	SOL	2-3*	Carolina	Jan. 15	L	4-5	Nashville
Oct. 8	OTL	6-7*	BOSTON	Jan. 16	L	2-4	VANCOUVER
Oct. 10	OTL	2-3*	Buffalo	Jan. 19	L	2-4	NY RANGERS
Oct. 14	OTL	5-6*	Philadelphia	Jan. 21	L	1-2	PHILADELPHIA
Oct. 15	L	1-3	TAMPA BAY	Jan. 23	L	2-4	Philadelphia
Oct. 20	L	3-6	NEW JERSEY	Jan. 25	W	8-1	WASHINGTON
Oct. 22	L	3-6	Boston	Jan. 26	SOL	3-4*	NY Islanders
Oct. 25	OTL	3-4*	FLORIDA	Jan. 28	L	1-7	NY Rangers
Oct. 27	W	7-5	ATLANTA	Feb. 1	L	1-3	NY Rangers
Oct. 29	L	3-5	CAROLINA	Feb. 2	L	2-7	OTTAWA
Nov. 1	OTW	4-3*	New Jersey	Feb. 4	SOL	4-5*	NY ISLANDERS
Nov. 3	W	5-1	NY Islanders	Feb. 6	L	2-5	Ottawa
Nov. 5	L	3-6	Boston	Feb. 8	L	1-3	BOSTON
Nov. 7	W	3-2	NY Rangers	Feb. 10	W	4-3	Carolina
Nov. 9	L	0-5	Atlanta	Feb. 11	W	6-3	Washington
Nov. 10	SOW	3-2*	MONTREAL	Mar. 1	L	3-4	OTTAWA
Nov. 12	L	1-6	NY RANGERS	Mar. 4	L	5-7	CAROLINA
Nov. 14	SOL	2-3*	NY ISLANDERS	Mar. 7	SOL	4-5*	TAMPA BAY
Nov. 16	OTW	3-2*	Philadelphia	Mar. 8	L	3-6	Washington
Nov. 19	L	3-6	PHILADELPHIA	Mar. 11	W	6-3	NEW JERSEY
Nov. 22	W	5-4	WASHINGTON	Mar. 12	W	2-0	PHILADELPHIA
Nov. 25	L	3-6	Florida	Mar. 16	L	1-2	New Jersey
Nov. 27	L	1-4	Tampa Bay	Mar. 18	W	5-4	Montreal
Nov. 29	L	2-3	BUFFALO	Mar. 19	L	0-1	TORONTO
Dec. 1	L	1-2	NY Rangers	Mar. 21	L	2-5	Ottawa
Dec. 3	L	2-3	CALGARY	Mar. 24	OTW	4-3*	NY ISLANDERS
Dec. 8	L	0-5	MINNESOTA	Mar. 26	L	5-6	MONTREAL
Dec. 10	W	4-3	COLORADO	Mar. 29	L	3-5	FLORIDA
Dec. 12	L	1-3	Detroit	Mar. 31	W	4-0	NY Islanders
Dec. 13	L	0-3	St. Louis	Apr. 2	OTL	2-3*	NEW JERSEY
Dec. 16	OTL	3-4*	BUFFALO	Apr. 5	L	4-6	New Jersey
Dec. 17	L	3-4	Buffalo	Apr. 7	W	5-1	Florida
Dec. 23	L	4-5	PHILADELPHIA	Apr. 8	L	0-1	Tampa Bay
Dec. 27	OTL	2-3*	TORONTO	Apr. 11	L	3-4	Philadelphia
Dec. 29	W	6-2	NEW JERSEY	Apr. 13	W	5-3	NY RANGERS
Dec. 31	OTW	4-3*	NY RANGERS	Apr. 15	SOL	4-5*	NY Islanders
Jan. 2	OTL	2-3*	Toronto	Apr. 17	W	6-1	NY ISLANDERS
Jan. 3	W	6-4	Montreal	Apr. 18	L	3-5	Toronto
Jan. 6	L	4-6	Atlanta				
Jan. 7	L	3-4	ATLANTA				
Jan. 10	L	1-3	EDMONTON				
Jan. 11	L	1-6	Columbus				

* - Overtime

| Home games in all CAPS

22-46-14, 5TH, ATLANTIC DIVISION

2006-07

HIGHLIGHTS

- Ray Shero is named the team's general manager.
- Sidney Crosby becomes the youngest player in North American major sports history to win a scoring title after posting 120 points (36G-84A) at 19 years old.
- The Penguins have a 47-point improvement, which is the fourth-biggest turnaround in NHL history.
- The Penguins reach the playoffs for the first time since 2001.
- Sidney Crosby captures the Hart, Pearson and Art Ross trophies.
- Evgeni Malkin earns the Calder Trophy as league's top rookie and leads all rookies with 85 points.
- Penguins finish the month of March with a 12-3-2 record for 26 points - the most in one month while playing 17 games.

TRANSACTIONS

Feb. 27, 2007 - Obtained forward Gary Roberts from Florida for Noah Welch.

Feb. 27, 2007 - Obtained Georges Laraque from Phoenix for a 2008 third-round draft pick and Daniel Carcillo.

Feb. 27, 2007 - Obtained a 2007 third-round choice from Minnesota for Dominic Moore.

GOALTENDERS

GOALIE	W-L-O	GP	MP	GA	SO	GAA
Marc-Andre Fleury	40-16-9	67	3,906	184	5	2.83
Jocelyn Thibault	7-8-2	22	1,102	52	1	2.83
TOTALS	47-24-11	82	5008	240	6	2.93

SCORING

PLAYERS	GP	G	A	PTS	PIM
Sidney Crosby	79	36	84	120	60
Evgeni Malkin	78	33	52	85	80
Mark Recchi	82	24	44	68	62
Sergei Gonchar	82	13	54	67	72
Ryan Whitney	81	14	45	59	77
Michel Ouellet	73	19	29	48	30
Jordan Staal	81	29	13	42	24
Gary Roberts	69	20	22	42	97
Colby Armstrong	80	12	22	34	67
Erik Christensen	61	18	15	33	26
Ryan Malone	64	16	15	31	71
Maxime Talbot	75	13	11	24	53
Georges Laraque	73	5	19	24	70
Jarkko Ruutu	81	7	9	16	125
Nils Ekman	34	6	9	15	24
Josef Melichar	70	1	11	12	44
Rob Scuderi	78	1	10	11	28
Joel Kwiatkowski	42	5	5	10	20
John LeClair	21	2	5	7	12
Ronald Petrovicky	31	3	3	6	28
Brooks Orpik	70	0	6	6	82
Chris Thorburn	39	3	2	5	69
Alain Nasreddine	44	1	4	5	18
Mark Eaton	35	0	3	3	16
Kris Letang	7	2	0	2	4
Micki Dupont	3	0	1	1	4
Eric Cairns	1	0	0	0	5

GAMES

DATE	RESULT	SCORE	OPPONENT	DATE	RESULT	SCORE	OPPONENT
Oct. 5	W	4-0	PHILADELPHIA	Jan. 16	W	5-2	NY ISLANDERS
Oct. 7	L	0-2	DETROIT	Jan. 18	SOL	4-5*	Boston
Oct. 12	W	6-5	NY Rangers	Jan. 20	W	8-2	TORONTO
Oct. 14	L	1-5	CAROLINA	Jan. 26	SOW	4-3*	Dallas
Oct. 18	L	1-2	NEW JERSEY	Jan. 27	W	7-2	Phoenix
Oct. 19	OTW	4-3*	NY Islanders	Jan. 30	W	3-0	FLORIDA
Oct. 21	W	5-3	COLUMBUS	Feb. 1	SOW	5-4*	MONTREAL
Oct. 24	W	4-2	NEW JERSEY	Feb. 3	W	2-0	WASHINGTON
Oct. 28	W	8-2	Philadelphia	Feb. 4	OTL	3-4*	Montreal
Nov. 1	OTW	4-3*	Los Angeles	Feb. 6	W	4-1	NASHVILLE
Nov. 4	L	2-3	San Jose	Feb. 8	SOW	5-4*	Philadelphia
Nov. 6	OTL	2-3*	Anaheim	Feb. 10	OTW	6-5*	Toronto
Nov. 8	OTL	3-4*	TAMPA BAY	Feb. 14	SOW	5-4*	CHICAGO
Nov. 10	L	3-6	OTTAWA	Feb. 16	W	5-4	New Jersey
Nov. 11	L	2-6	Carolina	Feb. 18	W	3-2	WASHINGTON
Nov. 13	W	3-2	PHILADELPHIA	Feb. 19	L	5-6	NY Islanders
Nov. 17	L	2-4	Buffalo	Feb. 22	OTW	2-1*	Florida
Nov. 18	W	3-1	NY RANGERS	Feb. 25	L	1-5	Tampa Bay
Nov. 20	W	5-3	Philadelphia	Feb. 27	L	0-1	NEW JERSEY
Nov. 22	SOL	3-4*	BOSTON	Mar. 1	SOW	4-3*	NY Rangers
Nov. 24	L	1-3	NY Islanders	Mar. 2	L	2-3	Carolina
Nov. 25	OTL	1-2*	NY RANGERS	Mar. 4	SOW	4-3*	PHILADELPHIA
Nov. 28	W	3-2	NY ISLANDERS	Mar. 6	SOW	5-4*	Ottawa
Dec. 1	L	2-5	New Jersey	Mar. 8	SOL	3-4*	NEW JERSEY
Dec. 2	L	3-5	NY ISLANDERS	Mar. 10	OTW	3-2*	NY RANGERS
Dec. 5	L	2-3	FLORIDA	Mar. 13	SOW	5-4*	BUFFALO
Dec. 7	SOL	2-3*	NY Rangers	Mar. 14	W	3-0	New Jersey
Dec. 9	OTW	4-3*	Atlanta	Mar. 16	W	6-3	MONTREAL
Dec. 11	SOW	5-4*	Washington	Mar. 18	SOW	4-3*	OTTAWA
Dec. 13	W	8-4	PHILADELPHIA	Mar. 19	L	1-2	NY Rangers
Dec. 15	W	7-4	NY ISLANDERS	Mar. 22	L	1-3	NY Islanders
Dec. 16	L	3-6	Montreal	Mar. 24	W	2-1	ATLANTA
Dec. 19	L	1-4	ST. LOUIS	Mar. 25	W	5-0	BOSTON
Dec. 21	SOL	3-4*	Atlanta	Mar. 27	W	4-3	Washington
Dec. 26	L	0-3	New Jersey	Mar. 29	W	4-2	Boston
Dec. 27	L	2-4	ATLANTA	Mar. 31	OTL	4-5*	Toronto
Dec. 29	W	4-1	TORONTO	Apr. 3	L	1-4	BUFFALO
Jan. 2	W	3-0	CAROLINA	Apr. 5	W	3-2	Ottawa
Jan. 5	W	4-2	Buffalo	Apr. 7	W	2-1	NY RANGERS
Jan. 7	SOL	2-3*	TAMPA BAY				
Jan. 9	L	2-3	Tampa Bay				
Jan. 10	L	2-5	Florida				
Jan. 13	W	5-3	Philadelphia				

* - Overtime

Home games in all CAPS

47-24-11, 2ND, ATLANTIC DIVISION

2007-08

HIGHLIGHTS

- Sidney Crosby is named team captain on May 31. Crosby becomes the youngest captain in NHL history at 19 years, 297 days (since surpassed by Gabriel Landeskog).
- Sidney Crosby posts a then career-best 19-game point streak (11G-19A). Evgeni Malkin records a career-best 15-game point streak, the longest streak in NHL history by a Russian-born player.
- Sidney Crosby's shootout goal gives Pittsburgh a 2-1 win over Buffalo in the NHL Winter Classic in Orchard Park, NY in front of a then NHL-record 71,217 fans.
- Evgeni Malkin becomes the 12th player in Penguins history to break the 100-point plateau.
- The Penguins win the Atlantic Division, their first division title since 1997-98 and sixth in club history.
- The Penguins defeat Ottawa (4-0), NY Rangers (4-1) and Philadelphia (4-1) to advance to their third Stanley Cup Final before falling to Detroit (4-2).
- Sidney Crosby ties for the postseason lead in points with 27 (6G-21A).

TRANSACTIONS

Feb. 26, 2008 - Obtained Marian Hossa and Pascal Dupuis from Atlanta for Colby Armstrong, Erik Christensen, Angelo Esposito and a first-round draft choice in 2008 NHL Draft.

Feb. 26, 2008 - Obtained Hal Gill from Toronto for a second-round draft choice in 2008 NHL Draft and fifth-round draft choice in 2009 NHL Draft.

GOALTENDERS

GOALIE	W-L-O	GP	MP	GA	SO	GAA
Marc-Andre Fleury	19-10-2	35	1857	72	4	2.33
Ty Conklin	18-8-5	33	1866	78	2	2.51
Dany Sabourin	10-9-1	24	1242	57	2	2.75
TOTALS	47-27-8	82	4965	212	8	2.58

SCORING

PLAYERS	GP	G	A	PTS	PIM
Evgeni Malkin	82	47	59	106	78
Sidney Crosby	53	24	48	72	39
Marian Hossa	72	29	37	66	36
Sergei Gonchar	78	12	53	65	66
Petr Sykora	81	28	35	63	41
Ryan Malone	77	27	24	51	103
Ryan Whitney	76	12	28	40	45
Jordan Staal	82	12	16	28	55
Pascal Dupuis	78	12	15	27	32
Maxime Talbot	63	12	14	26	53
Hal Gill	81	3	21	24	68
Tyler Kennedy	55	10	9	19	35
Kris Letang	63	6	11	17	23
Jarkko Ruutu	71	6	10	16	138
Gary Roberts	38	3	12	15	40
Georges Laraque	71	4	9	13	141
Darryl Sydor	74	1	12	13	26
Jeff Taffe	45	5	7	12	8
Kris Beech	25	6	5	11	4
Brooks Orpik	78	1	10	11	57
Adam Hall	46	2	4	6	24
Rob Scuderi	71	0	5	5	26
Mark Eaton	36	0	3	3	4
Chris Minard	15	1	1	2	10
Alex Goligoski	3	0	2	2	2
Connor James	13	1	0	1	2
Ryan Stone	6	0	1	1	5
Nathan Smith	13	0	0	0	2
Tim Brent	1	0	0	0	0
Jonathan Filewich	5	0	0	0	0
Alain Nasreddine	6	0	0	0	4

GAMES

DATE	RESULT	SCORE	OPPONENT	DATE	RESULT	SCORE	OPPONENT
Oct. 5	L	1-4	Carolina	Jan. 12	SOL	2-3*	Atlanta
Oct. 6	W	5-4	ANAHEIM	Jan. 14	W	4-1	NY RANGERS
Oct. 10	L	2-3	MONTREAL	Jan. 18	L	0-3	TAMPA BAY
Oct. 13	W	6-4	Toronto	Jan. 19	W	2-0	Montreal
Oct. 17	L	4-5	NEW JERSEY	Jan. 21	SOL	5-6*	WASHINGTON
Oct. 19	SOW	4-3*	CAROLINA	Jan. 24	L	3-4	Philadelphia
Oct. 20	W	2-1	Washington	Jan. 29	W	4-2	New Jersey
Oct. 23	W	1-0	NY RANGERS	Jan. 30	L	1-4	Atlanta
Oct. 25	L	2-5	TORONTO	Feb. 2	W	4-1	CAROLINA
Oct. 27	SOL	3-4*	MONTREAL	Feb. 4	OTL	3-4*	New Jersey
Oct. 30	W	4-2	Minnesota	Feb. 7	W	4-3	NY ISLANDERS
Nov. 1	L	2-3	Colorado	Feb. 9	W	4-2	LOS ANGELES
Nov. 3	L	2-3	NY Islanders	Feb. 10	W	4-3	PHILADELPHIA
Nov. 5	W	5-0	New Jersey	Feb. 13	L	1-2	BOSTON
Nov. 7	L	1-3	PHILADELPHIA	Feb. 14	L	2-4	Carolina
Nov. 8	L	2-4	NY Rangers	Feb. 17	W	4-1	Buffalo
Nov. 10	L	2-5	Philadelphia	Feb. 19	W	3-2	FLORIDA
Nov. 12	L	2-3	NEW JERSEY	Feb. 21	W	5-4	Montreal
Nov. 15	W	3-2	NY ISLANDERS	Feb. 23	OTL	3-4*	OTTAWA
Nov. 17	OTL	3-4*	NY RANGERS	Feb. 24	SOL	1-2*	SAN JOSE
Nov. 21	L	1-2	NEW JERSEY	Feb. 26	W	4-2	NY Islanders
Nov. 22	SOW	6-5*	Ottawa	Feb. 28	L	1-5	Boston
Nov. 24	W	5-0	ATLANTA	Mar. 1	L	4-5	Ottawa
Nov. 30	W	4-1	DALLAS	Mar. 2	SOW	3-2*	ATLANTA
Dec. 1	L	2-4	Toronto	Mar. 4	W	2-0	Tampa Bay
Dec. 3	W	3-1	PHOENIX	Mar. 6	L	2-5	Florida
Dec. 5	W	4-2	Edmonton	Mar. 9	W	4-2	Washington
Dec. 6	SOW	3-2*	Calgary	Mar. 12	W	7-3	BUFFALO
Dec. 8	SOW	2-1*	Vancouver	Mar. 16	W	7-1	PHILADELPHIA
Dec. 11	L	2-8	Philadelphia	Mar. 18	L	2-5	NY Rangers
Dec. 13	L	1-4	OTTAWA	Mar. 20	W	4-2	TAMPA BAY
Dec. 15	W	3-2	NY Islanders	Mar. 22	W	7-1	NEW JERSEY
Dec. 18	L	0-4	NY Rangers	Mar. 24	L	1-4	NY Islanders
Dec. 20	SOW	5-4*	Boston	Mar. 25	W	2-0	New Jersey
Dec. 21	L	2-4	NY ISLANDERS	Mar. 27	W	3-1	NY ISLANDERS
Dec. 23	W	4-2	BOSTON	Mar. 30	W	3-1	NY RANGERS
Dec. 27	OTW	4-3*	WASHINGTON	Mar. 31	OTL	1-2*	NY Rangers
Dec. 29	W	2-0	BUFFALO	Apr. 2	W	4-2	PHILADELPHIA
Jan. 1	SOW	2-1*	Buffalo	Apr. 6	L	0-2	Philadelphia
Jan. 3	W	6-2	TORONTO				
Jan. 5	W	3-0	FLORIDA				
Jan. 8	W	3-1	Florida				
Jan. 10	W	4-1	Tampa Bay				

* - Overtime

| Home games in all CAPS

47-27-8, 1ST, ATLANTIC DIVISION

2008-09

HIGHLIGHTS

- The Penguins defeat Philadelphia (4-2), Washington (4-3), Carolina (4-0) and Detroit (4-3) to win their third Stanley Cup in franchise history.
- The Penguins clinch all four playoff series with wins on the road.
- Dan Bylsma, named head coach on Feb. 15, 2009, joins Al MacNeil (Montreal, 1971) as the only rookie head coaches hired mid-season to win the Stanley Cup, and just the fourth rookie coach to do so.
- The Penguins go 18-3-4 in the final 25 games of the regular season after Bylsma takes over, and climbed from 10th place in the Eastern Conference standings to fourth.
- Evgeni Malkin becomes the fifth player (since 1968 expansion) to win the NHL regular-season and postseason scoring titles, and first since Mario Lemieux (1992). Malkin joins Wayne Gretzky, Lemieux, Guy Lafleur and Phil Housley.
- Sidney Crosby becomes the youngest captain (21) in NHL history to lead his team to a Stanley Cup title.
- Evgeni Malkin becomes the third-youngest Conn Smythe winner (22 years, 10 months) as playoff MVP.

TRANSACTIONS

- Oct. 9, 2008** - Obtained Mike Zigomanis from Phoenix for future considerations.
- Nov. 16, 2008** - Obtained Philippe Boucher from Dallas for Darryl Sydor.
- Jan. 17, 2009** - Obtained Mathieu Garon from Edmonton for Dany Sabourin, Ryan Stone and a 2011 fourth-round draft pick.
- Feb. 15, 2009** - Dan Bylsma named interim head coach.
- Feb. 26, 2009** - Obtained Chris Kunitz and Eric Tangradi from Anaheim for Ryan Whitney.
- March 4, 2009** - Claimed Craig Adams off waivers from Chicago.
- March 4, 2009** - Obtained Bill Guerin from NY Islanders for a 2009 conditional third-round draft pick.

GOALTENDERS

GOALIE	W-L-O	GP	MP	GA	SO	GAA
Marc-Andre Fleury	35-18-7	62	3640	162	4	2.67
Mathieu Garon	2-1-0	4	205	10	0	2.91
Dany Sabourin	6-8-2	19	989	47	0	2.85
John Curry	2-1-0	3	149	6	0	2.40
TOTALS	45-28-9	82	4983	233	4	2.84

SCORING

PLAYERS	GP	G	A	PTS	PIM
Evgeni Malkin	82	35	78	113	80
Sidney Crosby	77	33	70	103	76
Chris Kunitz	82	23	30	53	71
Jordan Staal	82	22	27	49	37
Bill Guerin	78	21	27	48	81
Petr Sykora	76	25	21	46	36
Ruslan Fedotenko	65	16	23	39	44
Miroslav Satan	65	17	19	36	36
Tyler Kennedy	67	15	20	35	30
Kris Letang	74	10	23	33	24
Matt Cooke	76	13	18	31	101
Pascal Dupuis	71	12	16	28	30
Maxime Talbot	75	12	10	22	63
Alex Goligoski	45	6	14	20	16
Sergei Gonchar	25	6	13	19	73
Brooks Orpik	79	2	17	19	73
Rob Scuderi	81	1	15	16	18
Hal Gill	62	2	8	10	53
Philippe Boucher	41	3	6	9	39
Mark Eaton	68	4	5	9	39
Craig Adams	45	2	5	7	22
Mike Zigomanis	22	2	4	6	27
Eric Godard	71	2	2	4	171
Chris Minard	20	1	2	3	2
Bill Thomas	16	2	1	3	2
Dustin Jeffrey	14	1	2	3	0
Jeff Taffe	8	0	2	2	7
Tim Wallace	16	0	2	2	7
Paul Bissonnette	15	0	1	1	22
Luca Caputi	5	1	0	1	4
Connor James	1	0	0	0	0
Ryan Stone	2	0	0	0	2
Janne Pesonen	7	0	0	0	0
Ben Lovejoy	2	0	0	0	0

GAMES

DATE	RESULT	SCORE	OPPONENT	DATE	RESULT	SCORE	OPPONENT
Oct. 4	OTW	4-3*	Ottawa+	Jan. 13	W	4-2	Philadelphia
Oct. 5	L	1-3	OTTAWA+	Jan. 14	L	3-6	WASHINGTON
Oct. 11	OTL	1-2*	NEW JERSEY	Jan. 16	W	3-1	ANAHEIM
Oct. 14	OTW	3-2*	PHILADELPHIA	Jan. 18	W	3-0	NY RANGERS
Oct. 16	L	3-4	WASHINGTON	Jan. 20	L	1-2	CAROLINA
Oct. 18	W	4-1	TORONTO	Jan. 28	W	6-2	NY RANGERS
Oct. 20	SOW	2-1*	Boston	Jan. 30	OTL	3-4*	New Jersey
Oct. 23	W	4-1	CAROLINA	Jan. 31	L	4-5	Toronto
Oct. 25	SOL	2-3*	NY Rangers	Feb. 3	L	2-4	Montreal
Oct. 28	L	1-2	San Jose	Feb. 4	OTW	4-3*	TAMPA BAY
Oct. 30	L	1-4	Phoenix	Feb. 6	W	4-1	COLUMBUS
Nov. 1	W	6-3	St. Louis	Feb. 8	L	0-3	DETROIT
Nov. 6	W	5-4	EDMONTON	Feb. 11	SOW	2-1*	SAN JOSE
Nov. 8	SOW	4-3*	NY Islanders	Feb. 14	L	2-6	Toronto
Nov. 11	OTW	7-6*	Detroit	Feb. 16	SOL	2-3*	NY Islanders
Nov. 13	SOW	5-4*	PHILADELPHIA	Feb. 19	W	5-4	MONTREAL
Nov. 15	W	5-2	BUFFALO	Feb. 21	W	5-4	Philadelphia
Nov. 18	SOL	1-2*	MINNESOTA	Feb. 22	L	2-5	Washington
Nov. 20	W	3-2	Atlanta	Feb. 25	W	1-0	NY ISLANDERS
Nov. 22	L	1-3	VANCOUVER	Feb. 27	OTW	5-4*	Chicago
Nov. 26	W	5-3	NY Islanders	Mar. 1	W	4-1	Dallas
Nov. 28	L	3-4	Buffalo	Mar. 3	W	3-1	Tampa Bay
Nov. 29	W	4-1	NEW JERSEY	Mar. 5	W	4-1	Florida
Dec. 3	SOL	2-3*	NY Rangers	Mar. 8	SOW	4-3*	Washington
Dec. 4	W	5-2	Carolina	Mar. 10	SOW	4-3*	FLORIDA
Dec. 6	L	2-3	Ottawa	Mar. 12	SOL	3-4*	Columbus
Dec. 8	L	3-4	BUFFALO	Mar. 14	SOL	3-4*	OTTAWA
Dec. 10	L	1-4	New Jersey	Mar. 15	W	6-4	BOSTON
Dec. 11	W	9-2	NY ISLANDERS	Mar. 17	W	6-2	ATLANTA
Dec. 13	L	3-6	Philadelphia	Mar. 20	W	4-1	LOS ANGELES
Dec. 18	W	6-3	Atlanta	Mar. 22	L	1-3	PHILADELPHIA
Dec. 20	L	3-7	TORONTO	Mar. 25	W	2-0	CALGARY
Dec. 22	OTW	4-3*	Buffalo	Mar. 28	W	4-3	NY RANGERS
Dec. 23	L	0-2	TAMPA BAY	Apr. 1	W	6-1	NEW JERSEY
Dec. 26	W	1-0	New Jersey	Apr. 4	OTL	2-3*	Carolina
Dec. 27	L	2-3	MONTREAL	Apr. 5	L	2-4	Florida
Dec. 30	L	2-5	BOSTON	Apr. 7	W	6-4	Tampa Bay
Jan. 1	L	2-4	Boston	Apr. 9	W	6-1	NY ISLANDERS
Jan. 3	L	1-6	FLORIDA	Apr. 11	W	3-1	Montreal
Jan. 5	L	0-4	NY Rangers				
Jan. 6	W	3-1	ATLANTA				
Jan. 8	L	3-5	Nashville				
Jan. 10	L	3-5	Colorado				

* - Overtime
 + - Game played in Stockholm, Sweden
 Home games in all CAPS

45-28-9, 2ND, ATLANTIC DIVISION, STANLEY CUP CHAMPIONS

2009-10

HIGHLIGHTS

- Dan Bylsma becomes the eighth-fastest coach to reach 50 career wins, accomplishing the feat in 78 games.
- The Penguins tie the NHL record for wins in the month of October (11) with an 11-2 start to the season.
- The Penguins tie the franchise record with seven straight road victories (Oct. 3 to Nov. 3).
- Sidney Crosby wins the NHL's "Rocket" Richard Trophy (tied with Tampa Bay's Steven Stamkos) as the goal-scoring champion with 51 goals. Crosby also wins the Mark Messier Leadership Award.
- Five Penguins participate in the 2010 Winter Olympics in Vancouver with three winning medals. Sidney Crosby and Marc-Andre Fleury win gold for Canada and Brooks Orpik wins silver for the United States, while Evgeni Malkin and Sergei Gonchar play for Russia.
- Penguins play the final season at Mellon Arena, the building that housed the team since its inception in 1967.

TRANSACTIONS

March 1, 2010 - Obtained Jordan Leopold from Florida for a 2010 second-round draft pick.

March 2, 2010 - Obtained Alexei Ponikarovsky and a 2010 sixth-round draft pick from Toronto for Luca Caputi and Martin Skoula.

GOALTENDERS

GOALIE	W-L-O	GP	MP	GA	SO	GAA
Marc-Andre Fleury	37-21-6	67	3798	168	1	2.65
Brent Johnson	10-6-1	23	1108	51	0	2.76
Alex Pechurskiy	0-0-0	1	36	1	0	1.67
John Curry	0-1-0	1	24	5	0	12.50
TOTALS	47-28-7	92	4966	235	1	2.87

SCORING

PLAYERS	GP	G	A	PTS	PIM
Sidney Crosby	81	51	58	109	71
Evgeni Malkin	67	28	49	77	100
Alexei Ponikarovsky	77	21	29	50	61
Sergei Gonchar	62	11	39	50	49
Jordan Staal	82	21	28	49	57
Bill Guerin	78	21	24	45	75
Pascal Dupuis	81	18	20	38	16
Alex Goligoski	69	8	29	37	22
Chris Kunitz	50	13	19	32	39
Matt Cooke	79	15	15	30	106
Ruslan Fedotenko	80	11	19	30	50
Kris Letang	73	3	24	27	51
Jordan Leopold	81	11	15	26	28
Tyler Kennedy	64	13	12	25	31
Brooks Orpik	73	2	23	25	64
Mike Rupp	81	13	6	19	120
Mark Eaton	79	3	13	16	26
Jay McKee	62	1	9	10	54
Craig Adams	82	0	10	10	72
Martin Skoula	33	3	5	8	6
Maxime Talbot	45	2	5	7	30
Chris Conner	8	2	1	3	0
Eric Godard	45	1	2	3	76
Chris Bourque	20	0	3	3	10
Ben Lovejoy	12	0	3	3	2
Nick Johnson	6	1	1	2	2
Luca Caputi	4	1	1	2	2
Deryk Engelland	9	0	2	2	17
Mark Letestu	10	1	0	1	2
Eric Tangradi	1	0	0	0	0
Tim Wallace	1	0	0	0	0
Nathan Guenin	2	0	0	0	0
Dustin Jeffrey	1	0	0	0	0

GAMES

DATE	RESULT	SCORE	OPPONENT	DATE	RESULT	SCORE	OPPONENT
Oct. 2	W	3-2	NY RANGERS	Jan. 5	W	5-2	ATLANTA
Oct. 3	SOW	4-3*	NY Islanders	Jan. 7	L	4-7	PHILADELPHIA
Oct. 7	L	0-3	PHOENIX	Jan. 9	W	4-1	Toronto
Oct. 8	W	5-4	Philadelphia	Jan. 11	L	3-4	Minnesota
Oct. 10	W	5-2	Toronto	Jan. 13	W	3-1	Calgary
Oct. 12	W	4-1	Ottawa	Jan. 14	W	3-2	Edmonton
Oct. 14	SOW	3-2*	Carolina	Jan. 16	L	2-6	Vancouver
Oct. 17	W	4-1	TAMPA BAY	Jan. 19	W	6-4	NY ISLANDERS
Oct. 20	W	5-1	ST. LOUIS	Jan. 21	L	3-6	WASHINGTON
Oct. 23	SOW	3-2*	FLORIDA	Jan. 24	W	2-1	Philadelphia
Oct. 24	L	1-4	NEW JERSEY	Jan. 25	W	4-2	NY Rangers
Oct. 28	W	6-1	MONTREAL	Jan. 28	L	1-4	OTTAWA
Oct. 30	SOW	4-3*	Columbus	Jan. 31	SOW	2-1*	DETROIT
Oct. 31	L	1-2	MINNESOTA	Feb. 1	W	5-4	BUFFALO
Nov. 3	W	4-3	Anaheim	Feb. 6	L	3-5	Montreal
Nov. 5	L	2-5	Los Angeles	Feb. 7	OTL	4-5*	Washington
Nov. 7	L	0-5	San Jose	Feb. 10	W	3-1	NY ISLANDERS
Nov. 10	L	0-3	Boston	Feb. 12	OTL	2-3*	NY RANGERS
Nov. 12	L	1-4	NEW JERSEY	Feb. 14	SOL	3-4*	NASHVILLE
Nov. 14	OTW	6-5*	BOSTON	Mar. 2	W	3-2	BUFFALO
Nov. 16	W	5-2	ANAHEIM	Mar. 4	OTW	5-4*	NY Rangers
Nov. 19	L	2-6	Ottawa	Mar. 6	W	6-3	DALLAS
Nov. 21	W	3-2	Atlanta	Mar. 7	W	2-1	BOSTON
Nov. 23	OTW	3-2*	Florida	Mar. 11	OTL	3-4*	Carolina
Nov. 25	W	3-1	MONTREAL	Mar. 12	L	1-3	New Jersey
Nov. 27	L	2-3	NY Islanders	Mar. 14	W	2-1	Tampa Bay
Nov. 28	W	8-3	NY RANGERS	Mar. 17	L	2-5	New Jersey
Nov. 30	W	5-2	NY Rangers	Mar. 18	W	3-0	Boston
Dec. 3	W	4-1	COLORADO	Mar. 20	OTL	2-3*	CAROLINA
Dec. 5	OTL	1-2*	CHICAGO	Mar. 22	L	1-3	Detroit
Dec. 7	L	2-3	CAROLINA	Mar. 24	SOL	3-4*	Washington
Dec. 10	W	3-2	Montreal	Mar. 27	W	4-1	PHILADELPHIA
Dec. 12	OTW	3-2*	FLORIDA	Mar. 28	SOW	5-4*	TORONTO
Dec. 15	W	6-1	PHILADELPHIA	Mar. 31	L	0-2	TAMPA BAY
Dec. 17	SOW	3-2*	Philadelphia	Apr. 3	OTW	4-3*	ATLANTA
Dec. 19	SOW	2-1*	Buffalo	Apr. 6	L	3-6	WASHINGTON
Dec. 21	L	0-4	NEW JERSEY	Apr. 8	W	7-3	NY ISLANDERS
Dec. 23	W	8-2	OTTAWA	Apr. 10	L	0-1	Atlanta
Dec. 27	L	3-4	TORONTO	Apr. 11	OTW	6-5*	NY Islanders
Dec. 29	L	3-4	Buffalo				
Dec. 30	L	0-2	New Jersey				
Jan. 2	L	1-3	Tampa Bay				
Jan. 3	L	2-6	Florida				

* - Overtime

*Home games in all CAPS

47-28-7, 2ND, ATLANTIC DIVISION

2010-11

HIGHLIGHTS

- The Penguins open their brand-new arena, CONSOL Energy Center, against the Philadelphia Flyers on October 7.
- Dan Bylsma becomes the first head coach in team history to win the Jack Adams Award as the NHL's "Most Outstanding Coach."
- The Penguins record a NHL season-high 12-game winning streak from Nov. 17-Dec. 11. The streak is the second-longest in team history and the eighth-longest (tied) in NHL history.
- The Penguins tie the franchise record with seven straight road victories (Nov. 6-Dec. 11).
- Sidney Crosby records a 25-game point streak from Nov. 5-Dec. 28, the longest in the NHL since 1992-93 (Mats Sundin) and the 11th-longest in NHL history. Crosby notches 50 points (26G-24A) during the streak.
- Pittsburgh finishes the regular season with the NHL's top penalty killing unit at 86.1 percent - the first time the Penguins ever finished the season ranked No. 1 overall.
- The Penguins host the Washington Capitals in the 2011 Bridgestone NHL Winter Classic at Heinz Field on Jan. 1.

TRANSACTIONS

Feb. 21, 2011 - Obtained James Neal and Matt Niskanen from Dallas for Alex Goligoski.

Feb. 24, 2011 - Obtained Alex Kovalev from Ottawa for a 2011 seventh-round draft pick.

GOALTENDERS

GOALIE	W-L-O	GP	MP	GA	SO	GAA
Brent Johnson	13-5-3	23	1297	47	1	2.17
Marc-Andre Fleury	36-20-5	65	3695	143	3	2.32
Team					1	
TOTALS	49-25-8	82	4992	196	5	2.39

SCORING

PLAYERS	GP	G	A	PTS	PIM
Sidney Crosby	41	32	34	66	31
Kris Letang	82	8	42	50	101
Chris Kunitz	66	23	25	48	47
James Neal	79	22	23	45	66
Tyler Kennedy	80	21	24	45	37
Pascal Dupuis	81	17	20	37	59
Evgeni Malkin	43	15	22	37	18
Alex Kovalev	74	16	18	34	44
Alex Goligoski	60	9	22	31	28
Matt Cooke	67	12	18	30	129
Jordan Staal	42	11	19	30	24
Mark Letestu	64	14	13	27	13
Paul Martin	77	3	21	24	16
Maxime Talbot	82	8	13	21	66
Zbynek Michalek	73	5	14	19	30
Mike Rupp	81	9	8	17	124
Ben Lovejoy	47	3	14	17	48
Chris Conner	60	7	9	16	10
Craig Adams	80	4	11	15	76
Brooks Orpik	63	1	12	13	66
Dustin Jeffrey	25	7	5	12	4
Arron Asham	44	5	6	11	46
Deryk Engelland	63	3	7	10	123
Matt Niskanen	63	1	9	10	50
Mike Comrie	21	1	5	6	18
Brett Sterling	7	3	2	5	16
Nick Johnson	4	1	2	3	5
Eric Tangradi	15	1	2	3	10
Eric Godard	19	0	3	3	105
Joe Vitale	9	1	1	2	13
Andrew Hutchinson	5	0	1	1	6
Corey Potter	1	0	0	0	0
Brian Strait	3	0	0	0	0
Tim Wallace	7	0	0	0	5
Ryan Craig	6	0	0	0	22

GAMES

DATE	RESULT	SCORE	OPPONENT	DATE	RESULT	SCORE	OPPONENT
Oct. 7	L	2-3	PHILADELPHIA	Jan. 10	L	2-4	BOSTON
Oct. 9	L	2-3	MONTREAL	Jan. 12	W	5-2	Montreal
Oct. 11	W	3-1	New Jersey	Jan. 15	W	3-2	Boston
Oct. 13	L	3-4	TORONTO	Jan. 18	W	4-1	DETROIT
Oct. 15	OTW	3-2*	NY ISLANDERS	Jan. 20	L	0-2	New Jersey
Oct. 16	W	5-1	Philadelphia	Jan. 22	W	3-2	CAROLINA
Oct. 18	W	5-2	OTTAWA	Jan. 25	W	1-0	NY ISLANDERS
Oct. 21	OTW	4-3*	Nashville	Feb. 1	SOW	4-3*	NY Rangers
Oct. 23	OTL	0-1*	St. Louis	Feb. 2	W	3-0	NY ISLANDERS
Oct. 27	L	3-5	Tampa Bay	Feb. 4	W	3-2	BUFFALO
Oct. 29	L	2-3	PHILADELPHIA	Feb. 6	L	0-3	Washington
Oct. 30	W	3-0	Carolina	Feb. 8	L	1-4	COLUMBUS
Nov. 3	L	2-5	Dallas	Feb. 10	OTW	2-1*	LOS ANGELES
Nov. 5	L	2-3	Anaheim	Feb. 11	L	3-9	NY Islanders
Nov. 6	SOW	4-3*	Phoenix	Feb. 13	L	3-5	NY Rangers
Nov. 10	L	4-7	BOSTON	Feb. 16	OTW	3-2*	Colorado
Nov. 12	W	5-1	TAMPA BAY	Feb. 20	SOL	2-3*	Chicago
Nov. 13	W	4-2	Atlanta	Feb. 21	L	0-1	WASHINGTON
Nov. 15	OTL	2-3*	NY RANGERS	Feb. 23	OTL	2-3*	SAN JOSE
Nov. 17	W	3-1	VANCOUVER	Feb. 25	L	1-4	Carolina
Nov. 19	SOW	5-4*	CAROLINA	Feb. 26	SOW	6-5*	Toronto
Nov. 22	W	3-2	Florida	Mar. 2	OTL	2-3*	Toronto
Nov. 24	W	1-0	Buffalo	Mar. 4	OTL	1-2*	New Jersey
Nov. 26	W	2-1	OTTAWA	Mar. 5	OTW	3-2*	Boston
Nov. 27	W	4-1	CALGARY	Mar. 8	W	3-1	BUFFALO
Nov. 29	W	3-1	NY Rangers	Mar. 12	L	0-3	MONTREAL
Dec. 2	W	3-2	ATLANTA	Mar. 13	W	5-1	EDMONTON
Dec. 4	W	7-2	Columbus	Mar. 15	W	5-1	Ottawa
Dec. 6	W	2-1	NEW JERSEY	Mar. 20	L	2-5	NY RANGERS
Dec. 8	W	5-2	TORONTO	Mar. 21	SOW	5-4*	Detroit
Dec. 11	W	5-2	Buffalo	Mar. 24	SOW	2-1*	Philadelphia
Dec. 14	L	2-3	Philadelphia	Mar. 25	SOW	1-0*	NEW JERSEY
Dec. 15	L	1-4	NY RANGERS	Mar. 27	SOW	2-1*	FLORIDA
Dec. 20	W	6-1	PHOENIX	Mar. 29	L	2-5	PHILADELPHIA
Dec. 22	W	5-2	FLORIDA	Mar. 31	L	1-2	Tampa Bay
Dec. 23	SOW	3-2*	Washington	Apr. 2	W	4-2	Florida
Dec. 26	L	1-3	Ottawa	Apr. 5	W	4-2	NEW JERSEY
Dec. 28	W	6-3	ATLANTA	Apr. 8	SOW	4-3*	NY Islanders
Dec. 29	SOL	1-2*	NY Islanders	Apr. 10	W	5-2	Atlanta
Jan. 1	L	1-3	WASHINGTON				
Jan. 5	W	8-1	TAMPA BAY				
Jan. 6	SOL	1-2*	Montreal				
Jan. 8	L	0-4	MINNESOTA				

* - Overtime

*Home games in all CAPS

49-25-8, 2ND, ATLANTIC DIVISION

2011-12

HIGHLIGHTS

- Evgeni Malkin becomes the ninth player in NHL history to win the Art Ross Trophy (leading scorer), Hart Trophy (MVP) and Ted Lindsay Award (NHLPA most outstanding player) in a single season after leading the NHL with 109 points.
- The Penguins establish the second-highest single-season win (51) and point (108) totals in franchise history. Pittsburgh also establishes a franchise-record 87.8 percent success rate on the penalty kill.
- James Neal becomes the first Penguins winger to score 40 goals in a single season since Alexei Kovalev in 2000-01, and was named a NHL First-Team All-Star.
- Sidney Crosby tallies four points (2G-2A) against the New York Islanders on Nov. 21 in his comeback from a 61-game absence due to a concussion dating back to the previous season.
- James Neal (Oct. 11-Nov. 15) and Evgeni Malkin (Jan. 7-Feb. 12) both amass eight-game home goal-scoring streaks - tied for the second-longest such streaks in team history (Mario Lemieux, 11 games).
- The Penguins post an NHL-season-high 11-game winning streak from Feb. 21-March 17, outscoring foes 43-17 during that span.
- Pascal Dupuis finishes the season riding a NHL-season-high 17-game point streak, during which he notched 10 goals and 12 assists.

TRANSACTIONS

- Nov. 8, 2011** - Obtained a 2012 fourth-round draft pick from Columbus for Mark Letestu.
- Feb. 27, 2012** - Claimed Cal O'Reilly off re-entry waivers from Phoenix.
- Feb. 27, 2012** - James Neal signed a six-year contract extension through 2017-18.
- July 1, 2012** - Sidney Crosby signed a 12-year contract extension through 2024-25.

GOALTENDERS

GOALIE	W-L-0	GP	MP	GA	SO	GAA
Marc-Andre Fleury	42-17-4	67	3896	153	3	2.36
Brent Johnson	6-7-2	16	811	42	0	3.11
Brad Thiessen	3-1-0	5	258	16	0	3.72
TOTALS	51-25-6	82	4995	218	3	2.66

SCORING

PLAYERS	GP	G	A	PTS	PIM
Evgeni Malkin	75	50	59	109	70
James Neal	80	40	41	81	87
Chris Kunitz	82	26	35	61	49
Pascal Dupuis	82	25	34	59	34
Jordan Staal	62	25	25	50	34
Steve Sullivan	79	17	31	48	20
Kris Letang	51	10	32	42	34
Matt Cooke	82	19	19	38	44
Tyler Kennedy	60	11	22	33	29
Paul Martin	73	2	25	27	18
Matt Niskanen	75	4	17	21	47
Craig Adams	82	5	13	18	34
Brooks Orpik	73	2	16	18	61
Deryk Engelland	73	4	13	17	56
Arron Asham	64	5	11	16	76
Richard Park	54	7	7	14	12
Joe Vitale	68	4	10	14	56
Zbynek Michalek	62	2	11	13	24
Cal O'Reilly	33	2	5	7	4
Dustin Jeffrey	26	4	2	6	2
Ben Lovejoy	34	1	4	5	13
Simon Despres	18	1	3	4	10
Alexandre Picard	17	0	4	4	4
Jason Williams	8	1	1	2	4
Eric Tangradi	24	0	2	2	16
Mark Letestu	11	0	1	1	2
Brian Strait	9	0	1	1	4
Carl Sneepe	1	0	1	1	0
Steve MacIntyre	12	0	0	0	6
Robert Bortuzzo	6	0	0	0	2
Colin McDonald	5	0	0	0	0

GAMES

DATE	RESULT	SCORE	OPPONENT	DATE	RESULT	SCORE	OPPONENT
Oct. 6	SOW	4-3*	Vancouver	Jan. 15	W	6-3	Tampa Bay
Oct. 8	W	5-3	Calgary	Jan. 17	SOW	2-1*	CAROLINA
Oct. 9	SOL	1-2*	Edmonton	Jan. 19	W	4-1	NY Rangers
Oct. 11	W	4-2	FLORIDA	Jan. 20	SOW	5-4*	MONTREAL
Oct. 13	OTL	2-3*	WASHINGTON	Jan. 22	OTW	4-3*	WASHINGTON
Oct. 15	L	2-3	BUFFALO	Jan. 24	SOW	3-2*	St. Louis
Oct. 17	L	1-2	Winnipeg	Jan. 31	SOW	5-4*	TORONTO
Oct. 18	W	4-2	Minnesota	Feb. 1	L	0-1	Toronto
Oct. 20	W	3-1	MONTREAL	Feb. 4	W	2-1	Boston
Oct. 22	W	4-1	NEW JERSEY	Feb. 5	L	2-5	New Jersey
Oct. 25	W	3-0	NY Islanders	Feb. 7	SOL	2-3*	Montreal
Oct. 27	SOW	3-2*	NY ISLANDERS	Feb. 11	W	8-5	WINNIPEG
Oct. 29	L	3-4	Toronto	Feb. 12	W	4-2	TAMPA BAY
Nov. 3	SOL	3-4*	San Jose	Feb. 15	L	1-2	ANAHEIM
Nov. 5	SOW	3-2*	Los Angeles	Feb. 18	W	6-4	Philadelphia
Nov. 11	W	3-1	DALLAS	Feb. 19	L	2-6	Buffalo
Nov. 12	L	3-5	Carolina	Feb. 21	W	2-0	NY RANGERS
Nov. 15	W	6-3	COLORADO	Feb. 25	W	8-1	TAMPA BAY
Nov. 17	L	1-4	Tampa Bay	Feb. 26	W	4-2	COLUMBUS
Nov. 19	L	2-3	Florida	Feb. 29	SOW	4-3*	Dallas
Nov. 21	W	5-0	NY ISLANDERS	Mar. 3	W	5-1	Colorado
Nov. 23	OTL	2-3*	ST. LOUIS	Mar. 5	W	2-1	PHOENIX
Nov. 25	W	6-3	OTTAWA	Mar. 7	W	3-2	TORONTO
Nov. 26	OTW	4-3*	Montreal	Mar. 9	SOW	2-1*	FLORIDA
Nov. 29	L	3-4	NY Rangers	Mar. 11	W	5-2	BOSTON
Dec. 1	W	2-1	Washington	Mar. 15	W	5-2	NY Rangers
Dec. 3	W	3-2	Carolina	Mar. 17	W	5-2	New Jersey
Dec. 5	L	1-3	BOSTON	Mar. 18	OTL	2-3*	Philadelphia
Dec. 8	L	2-3	Philadelphia	Mar. 20	W	8-4	WINNIPEG
Dec. 10	W	6-3	NY Islanders	Mar. 22	W	5-1	NASHVILLE
Dec. 13	L	1-4	Detroit	Mar. 24	L	4-8	Ottawa
Dec. 16	L	4-6	Ottawa	Mar. 25	W	5-2	NEW JERSEY
Dec. 17	W	8-3	BUFFALO	Mar. 27	L	3-5	NY ISLANDERS
Dec. 20	W	3-2	CHICAGO	Mar. 29	L	3-5	NY Islanders
Dec. 23	W	4-1	Winnipeg	Mar. 30	W	5-3	Buffalo
Dec. 27	W	4-2	CAROLINA	Apr. 1	L	4-6	PHILADELPHIA
Dec. 29	L	2-4	PHILADELPHIA	Apr. 3	W	5-3	Boston
Dec. 31	L	1-3	New Jersey	Apr. 5	W	5-2	NY RANGERS
Jan. 6	L	1-3	NY RANGERS	Apr. 7	W	4-2	PHILADELPHIA
Jan. 7	L	1-3	NEW JERSEY				
Jan. 10	L	1-5	OTTAWA				
Jan. 11	L	0-1	Washington				
Jan. 13	W	4-1	Florida				

* - Overtime

*Home games in all CAPS

51-25-6, 2ND, ATLANTIC DIVISION

2012-13

HIGHLIGHTS

- The Penguins win their first Atlantic Division title under head coach Dan Bylsma, finishing with the top regular-season record in the Eastern Conference.
- Pittsburgh wins 15 consecutive games - the second-longest (tied) winning streak in NHL history - between March 2-30. The Penguins also become the first team in NHL history to post a perfect record during a calendar month (min: 10 games).
- Tomas Vokoun and Marc-Andre Fleury establish the longest shutout sequence (218:48) in franchise history between March 24-April 2.
- Marc-Andre Fleury sets a pair of franchise records for most wins (227) and shutouts (23).
- Brooks Orpik appears in his 622nd career game on April 2 vs. Buffalo, establishing a team record for games played by a defenseman.
- Sidney Crosby wins the Ted Lindsay Award (NHLPA most outstanding player).
- Ray Shero is voted NHL General Manager of the Year.

TRANSACTIONS

- Feb. 6, 2013** - Obtained 2014 fifth-round pick from Anaheim for Ben Lovejoy.
- Feb. 13, 2013** - Obtained 2013 seventh-round pick from Winnipeg for Eric Tangradi.
- Mar. 24, 2013** - Obtained Brenden Morrow and a 2013 third-round draft pick from Dallas for Joe Morrow and a 2013 fifth-round draft pick.
- Mar. 25, 2013** - Obtained Douglas Murray from San Jose for a 2013 second-round draft pick and a 2014 conditional second-round draft pick.
- Mar. 28, 2013** - Obtained Jarome Iginla from Calgary for Kenny Agostino, Ben Hanowski and a 2013 first-round draft pick.
- Apr. 3, 2013** - Obtained Jussi Jokinen from Carolina for a 2013 conditional sixth or seventh-round draft pick (condition not met).
- Jun. 12, 2013** - Head coach Dan Bylsma signed a two-year contract extension through 2014-15; assistant coaches Tony Granato and Todd Reirden also received extensions through 2014-15.
- Jun. 13, 2013** - Evgeni Malkin signed an eight-year contract extension that begins with the 2014-15 season and runs through 2021-22.
- July 2, 2013** - Kris Letang signed an eight-year contract extension that begins with the 2014-15 season and runs through 2021-22.

GOALTENDERS

GOALIE	W-L-O	GP	MP	GA	SO	GAA
Marc-Andre Fleury	23-8-0	33	1858	74	1	2.39
Tomas Vokoun	13-4-0	20	1029	42	3	2.45
TOTALS	36-12-0	48	2898	119	5	2.48

SCORING

PLAYERS	GP	G	A	PTS	PIM
Sidney Crosby	36	15	41	56	16
Chris Kunitz	48	22	30	52	39
Pascal Dupuis	48	20	18	38	26
Kris Letang	35	5	33	38	8
James Neal	40	21	15	36	26
Jarome Iginla	44	14	19	33	31
Evgeni Malkin	31	9	24	33	36
Brenden Morrow	44	12	13	25	37
Paul Martin	34	6	17	23	16
Jussi Jokinen	43	13	9	22	24
Matt Cooke	48	8	13	21	36
Brandon Sutter	48	11	8	19	4
Matt Niskanen	40	4	10	14	12
Beau Bennett	26	3	11	14	6
Tyler Kennedy	46	6	5	11	19
Craig Adams	48	3	6	9	28
Brooks Orpik	46	0	8	8	32
Simon Depres	33	2	5	7	20
Dustin Jeffrey	24	3	3	6	2
Douglas Murray	43	1	5	6	35
Deryk Engelland	42	0	6	6	54
Joe Vitale	33	2	3	5	17
Robert Bortuzzo	15	2	2	4	27
Tanner Glass	48	1	1	2	62
Marc-Andre Fleury	33	0	2	2	2
Tomas Vokoun	20	0	2	2	0
Mark Eaton	23	0	0	0	4
Zach Boychuk	7	0	0	0	2
Eric Tangradi	5	0	0	0	0
Ben Lovejoy	3	0	0	0	0
Dylan Reese	3	0	0	0	0
Trevor Smith	1	0	0	0	0
Steve MacIntyre	1	0	0	0	12

GAMES

DATE	RESULT	SCORE	OPPONENT	DATE	RESULT	SCORE	OPPONENT
Jan. 19	W	3-1	Philadelphia	Apr. 17	W	6-4	MONTREAL
Jan. 20	W	6-3	NY Rangers	Apr. 20	W	3-2	Boston
Jan. 23	L	2-5	TORONTO	Apr. 22	W	3-1	Ottawa
Jan. 25	L	2-4	Winnipeg	Apr. 23	L	2-4	BUFFALO
Jan. 27	SOW	2-1*	Ottawa	Apr. 25	L	2-3	New Jersey
Jan. 29	L	1-4	NY ISLANDERS	Apr. 27	W	8-3	CAROLINA
Jan. 31	W	3-0	NY Rangers				
Feb. 2	W	5-1	NEW JERSEY				
Feb. 3	W	6-3	Washington				
Feb. 5	W	4-2	NY Islanders				
Feb. 7	W	5-2	WASHINGTON				
Feb. 9	L	1-3	New Jersey				
Feb. 10	L	1-3	NEW JERSEY				
Feb. 13	W	4-2	OTTAWA				
Feb. 15	W	3-1	Winnipeg				
Feb. 17	W	4-3	Buffalo				
Feb. 20	L	5-6	PHILADELPHIA				
Feb. 22	W	3-1	FLORIDA				
Feb. 24	W	5-3	TAMPA BAY				
Feb. 26	L	4-6	Florida				
Feb. 28	L	1-4	Carolina				
Mar. 2	OTW	7-6*	Montreal				
Mar. 4	W	4-3	TAMPA BAY				
Mar. 7	W	5-4	Philadelphia				
Mar. 9	SOW	5-4*	Toronto				
Mar. 10	W	6-1	NY ISLANDERS				
Mar. 12	W	3-2	BOSTON				
Mar. 14	W	3-1	Toronto				
Mar. 16	W	3-0	NY RANGERS				
Mar. 17	W	2-1	BOSTON				
Mar. 19	W	2-1	WASHINGTON				
Mar. 22	W	4-2	NY Islanders				
Mar. 24	W	2-1*	PHILADELPHIA				
Mar. 26	W	1-0	MONTREAL				
Mar. 28	W	4-0	WINNIPEG				
Mar. 30	W	2-0	NY ISLANDERS				
Apr. 2	L	1-4	BUFFALO				
Apr. 3	L	1-6	NY Rangers				
Apr. 5	SOW	2-1*	NY RANGERS				
Apr. 9	W	5-3	Carolina				
Apr. 11	W	6-3	Tampa Bay				
Apr. 13	W	3-1	Florida				

* - Overtime

Home games in all CAPS

36-12-0, 1ST, ATLANTIC DIVISION

2013-14

HIGHLIGHTS

- The Penguins win their second-straight division title, claiming the first-ever Metropolitan Division crown. It marks just the second time in team history the Penguins have won back-to-back division titles.
- Pittsburgh establishes a franchise-record 13-game home winning streak between Nov. 15-Jan. 15.
- For just the second time in team history the Penguins finish the regular season with the NHL's top power-play unit, converting a league-high 23.4% of their man-advantage opportunities.
- Sidney Crosby captures the Art Ross Trophy as the NHL's leading scorer, the Hart Memorial Trophy as league MVP and his second-straight Ted Lindsay Award as the NHL's most outstanding player as voted by his peers.
- Head coach Dan Bylsma establishes a franchise record by winning his 233rd career game on Jan. 7 at Vancouver, surpassing Eddie Johnston for the top spot.
- The Penguins celebrate their 300th-consecutive sellout on Nov. 27 against the Toronto Maple Leafs at CONSOL Energy Center.
- Pittsburgh plays its third outdoor game on March 1 against the Chicago Blackhawks at historic Soldier Field.

TRANSACTIONS

Oct. 2, 2013 - Signed Chuck Kobasew to a one-year contract.

Dec. 21, 2013 - Signed Jeff Zatkoff to a two-year contract extension.

Jan. 2, 2014 - Claimed Taylor Pyatt off waivers from the NY Rangers.

Mar. 5, 2014 - Obtained Marcel Goc from Florida for a 2014 fifth-round draft pick and a 2015 third-round draft pick.

Mar. 5, 2014 - Obtained Lee Stempniak from Calgary for a 2014 third-round draft pick.

GOALTENDERS

GOALIE	W-L-O	GP	MP	GA	SO	GAA
Marc-Andre Fleury	39-18-5	64	3792	150	5	2.37
Jeff Zatkoff	12-6-2	20	1171	51	1	2.61
TOTALS	51-24-7	82	4986	204	6	2.45

SCORING

PLAYERS	GP	G	A	PTS	PIM
Sidney Crosby	80	36	68	104	46
Evgeni Malkin	60	23	49	72	62
Chris Kunitz	78	35	33	68	66
James Neal	59	27	34	61	55
Jussi Jokinen	81	21	36	57	18
Matt Niskanen	81	10	36	46	51
Lee Stempniak	73	12	22	34	32
Olli Maatta	78	9	20	29	14
Brandon Sutter	81	13	13	26	12
Marcel Goc	74	11	14	25	35
Kris Letang	37	11	11	22	16
Pascal Dupuis	39	7	13	20	8
Brian Gibbons	41	5	12	17	6
Paul Martin	39	3	12	15	10
Joe Vitale	53	1	13	14	29
Tanner Glass	67	4	9	13	90
Brooks Orpik	72	2	11	13	46
Denyk Engelland	56	6	6	12	58
Craig Adams	82	5	6	11	46
Robert Bortuzzo	54	0	10	10	74
Jayson Megna	36	5	4	9	6
Beau Bennett	21	3	4	7	0
Taylor Pyatt	56	4	1	5	20
Chris Conner	19	4	1	5	2
Simon Despres	34	0	5	5	26
Rob Scuderi	53	0	4	4	2
Chuck Kobasew	33	2	0	2	15
Harry Zolnierczyk	13	2	0	2	12
Jeff Zatkoff	20	0	1	1	0
Dustin Jeffrey	10	0	1	1	2
Andrew Ebbett	9	0	1	1	0
Matt D'Agostini	8	0	1	1	4
Brian Dumoulin	6	0	1	1	4
Marc-Andre Fleury	64	0	0	0	4
Zach Sill	20	0	0	0	12
Philip Samuelsson	5	0	0	0	0
Adam Payerl	2	0	0	0	2
Nick Drazenovic	1	0	0	0	2
Pierre-Luc Leblond	1	0	0	0	0

GAMES

DATE	RESULT	SCORE	OPPONENT	DATE	RESULT	SCORE	OPPONENT
Oct. 3	W	3-0	NEW JERSEY	Jan. 5	W	6-5	WINNIPEG
Oct. 5	W	4-1	BUFFALO	Jan. 7	SOW	5-4*	Vancouver
Oct. 8	W	5-2	CAROLINA	Jan. 10	OTL	3-4*	Edmonton
Oct. 11	L	3-6	Florida	Jan. 11	W	2-1	Calgary
Oct. 12	W	5-4	Tampa Bay	Jan. 15	W	4-3	WASHINGTON
Oct. 15	W	3-2	EDMONTON	Jan. 20	L	1-5	FLORIDA
Oct. 17	W	4-1	Philadelphia	Jan. 22	W	5-1	MONTREAL
Oct. 19	SOW	4-3*	VANCOUVER	Jan. 23	W	6-4	NY Islanders
Oct. 21	L	0-1	COLORADO	Jan. 25	L	0-3	Dallas
Oct. 25	L	3-4	NY ISLANDERS	Jan. 27	W	3-0	BUFFALO
Oct. 26	L	1-4	Toronto	Jan. 30	W	4-1	Los Angeles
Oct. 28	W	3-1	Carolina	Feb. 1	L	1-3	Phoenix
Oct. 30	W	3-2	BOSTON	Feb. 3	OTW	2-1*	OTTAWA
Nov. 1	W	4-2	COLUMBUS	Feb. 5	W	5-1	Buffalo
Nov. 2	W	3-0	Columbus	Feb. 7	SOL	3-4*	NY RANGERS
Nov. 6	L	1-5	NY Rangers	Feb. 27	SOL	5-6*	MONTREAL
Nov. 9	L	1-2	St. Louis	Mar. 1	L	1-5	Chicago
Nov. 13	L	1-2	PHILADELPHIA	Mar. 4	W	3-1	Nashville
Nov. 15	W	4-1	NASHVILLE	Mar. 6	L	3-5	San Jose
Nov. 16	L	1-4	New Jersey	Mar. 7	SOW	3-2*	Anaheim
Nov. 18	W	3-1	ANAHEIM	Mar. 10	W	3-2	Washington
Nov. 20	W	4-0	Washington	Mar. 11	W	2-0	WASHINGTON
Nov. 22	W	4-3	NY ISLANDERS	Mar. 15	L	0-4	Philadelphia
Nov. 23	L	2-3	Montreal	Mar. 16	L	3-4	PHILADELPHIA
Nov. 25	OTL	3-4*	Boston	Mar. 18	W	5-1	DALLAS
Nov. 27	SOW	6-5*	TORONTO	Mar. 20	OTL	4-5*	Detroit
Nov. 29	W	3-0	Tampa Bay	Mar. 22	OTW	4-3*	TAMPA BAY
Nov. 30	W	5-1	Florida	Mar. 23	L	0-1	ST. LOUIS
Dec. 3	OTW	3-2*	NY Islanders	Mar. 25	L	2-3	PHOENIX
Dec. 5	W	5-1	SAN JOSE	Mar. 27	L	2-3	LOS ANGELES
Dec. 7	L	2-3	Boston	Mar. 28	W	2-1	Columbus
Dec. 9	W	2-1	COLUMBUS	Mar. 30	W	4-1	CHICAGO
Dec. 13	W	3-2	NEW JERSEY	Apr. 1	L	1-4	CAROLINA
Dec. 14	W	4-1	Detroit	Apr. 3	W	4-2	Winnipeg
Dec. 16	W	3-1	TORONTO	Apr. 5	L	0-4	Minnesota
Dec. 18	SOW	4-3*	NY Rangers	Apr. 6	SOW	3-2*	Colorado
Dec. 19	W	5-2	MINNESOTA	Apr. 9	SOW	4-3*	DETROIT
Dec. 21	W	4-3	CALGARY	Apr. 12	OTL	3-4*	PHILADELPHIA
Dec. 23	L	0-5	Ottawa	Apr. 13	SOL	2-3*	OTTAWA
Dec. 27	OTW	4-3*	Carolina				
Dec. 29	W	5-3	Columbus				
Dec. 31	L	1-2	New Jersey				
Jan. 3	W	5-2	NY Rangers				

* - Overtime

*Home games in all CAPS

51-24-7, 1ST, METROPOLITAN DIVISION

2014-15

HIGHLIGHTS

- Mike Johnston becomes the ninth coach in franchise history to win his debut behind the bench when the Penguins defeat Anaheim, 6-4, on opening night.
- Pittsburgh's 10 wins during the month of November equal a franchise record for that month (also 2010, 1995). Pittsburgh led or was tied for 693:39 of 858:25 minutes (80.8%).
- Marc-Andre Fleury becomes the third-fastest and third-youngest goaltender to win 300 games following Pittsburgh's 3-2 overtime win in Boston on Nov. 24.
- Craig Adams establishes the longest consecutive games played streak in team history when he appeared in his 314th-straight contest on Dec. 6 (streak ends at 319 games).
- Hall of Fame broadcaster Mike Lange celebrates his 40th season as the 'Voice of the Penguins'.
- Kris Letang is nominated for the Masterton Trophy following an inspirational comeback from a stroke the season before. Letang finishes as a runner-up behind eventual winner Devan Dubnyk of the Minnesota Wild.

TRANSACTIONS

- Nov. 5, 2014** - Marc-Andre Fleury signed to a four-year contract extension.
- Dec. 5, 2014** - Obtained Rob Klinkhammer from Arizona for Philip Samuelsson.
- Jan. 2, 2015** - Obtained David Perron from Edmonton for Rob Klinkhammer and a 2015 first-round draft pick.
- Jan. 14, 2015** - Claimed Mark Arcobello off waivers from Nashville.
- Jan. 27, 2015** - Obtained Maxim Lapierre from St. Louis for Marcel Goc.
- Feb. 25, 2015** - Obtained Daniel Winnik from Toronto for Zach Sill, a 2015 fourth-round draft pick and a 2016 second-round draft pick.
- Mar. 2, 2015** - Obtained Ben Lovejoy from Anaheim for Simon Despres.
- Mar. 2, 2015** - Obtained Ian Cole from St. Louis for Robert Bortuzzo and a 2016 seventh-round draft pick.

GOALTENDERS

GOALIE	W-L-O	GP	MP	GA	SO	GAA
Jeff Zatkoff	0-1-0	1	37	1	0	1.62
Marc-Andre Fleury	34-20-9	64	3776	146	10	2.32
Thomas Greiss	9-6-3	20	1159	50	0	2.59
TOTALS	43-27-12	82	5001	204	10	2.45

SCORING

PLAYERS	GP	G	A	PTS	PIM
Sidney Crosby	77	28	56	84	47
Evgeni Malkin	69	28	42	70	60
Kris Letang	69	11	43	54	79
Patric Hornqvist	64	25	26	51	38
David Perron	81	17	24	41	62
Chris Kunitz	74	17	23	40	56
Daniel Winnik	79	9	25	34	27
Brandon Sutter	80	21	12	33	14
Blake Comeau	61	16	15	31	65
Steve Downie	72	14	14	28	238
Nick Spaling	82	9	18	27	26
Paul Martin	74	3	17	20	20
Ian Cole	74	5	12	17	51
Simon Despres	59	2	15	17	64
Christian Ehrhoff	49	3	11	14	26
Ben Lovejoy	60	2	12	14	25
Beau Bennett	49	4	8	12	16
Pascal Dupuis	16	6	5	11	4
Maxim Lapierre	80	2	9	11	32
Rob Scuderi	82	1	9	10	17
Olli Maatta	20	1	8	9	10
Derrick Pouliot	34	2	5	7	4
Craig Adams	70	1	6	7	44
Marcel Goc	43	2	4	6	4
Robert Bortuzzo	38	2	4	6	68
Andrew Ebbett	24	1	5	6	2
Zach Sill	42	1	2	3	60
Rob Klinkhammer	10	1	2	3	0
Bryan Rust	14	1	1	2	4
Mark Arcobello	10	0	2	2	2
Brian Dumoulin	8	1	0	1	2
Jayson Megna	12	0	1	1	14
Marc-Andre Fleury	64	0	1	1	6
Thomas Greiss	20	0	0	0	0
Bobby Farnham	11	0	0	0	24
Scott Harrington	10	0	0	0	4
Taylor Chorney	7	0	0	0	0
Dominik Uher	2	0	0	0	0
Scott Wilson	1	0	0	0	0
Jeff Zatkoff	1	0	0	0	0

GAMES

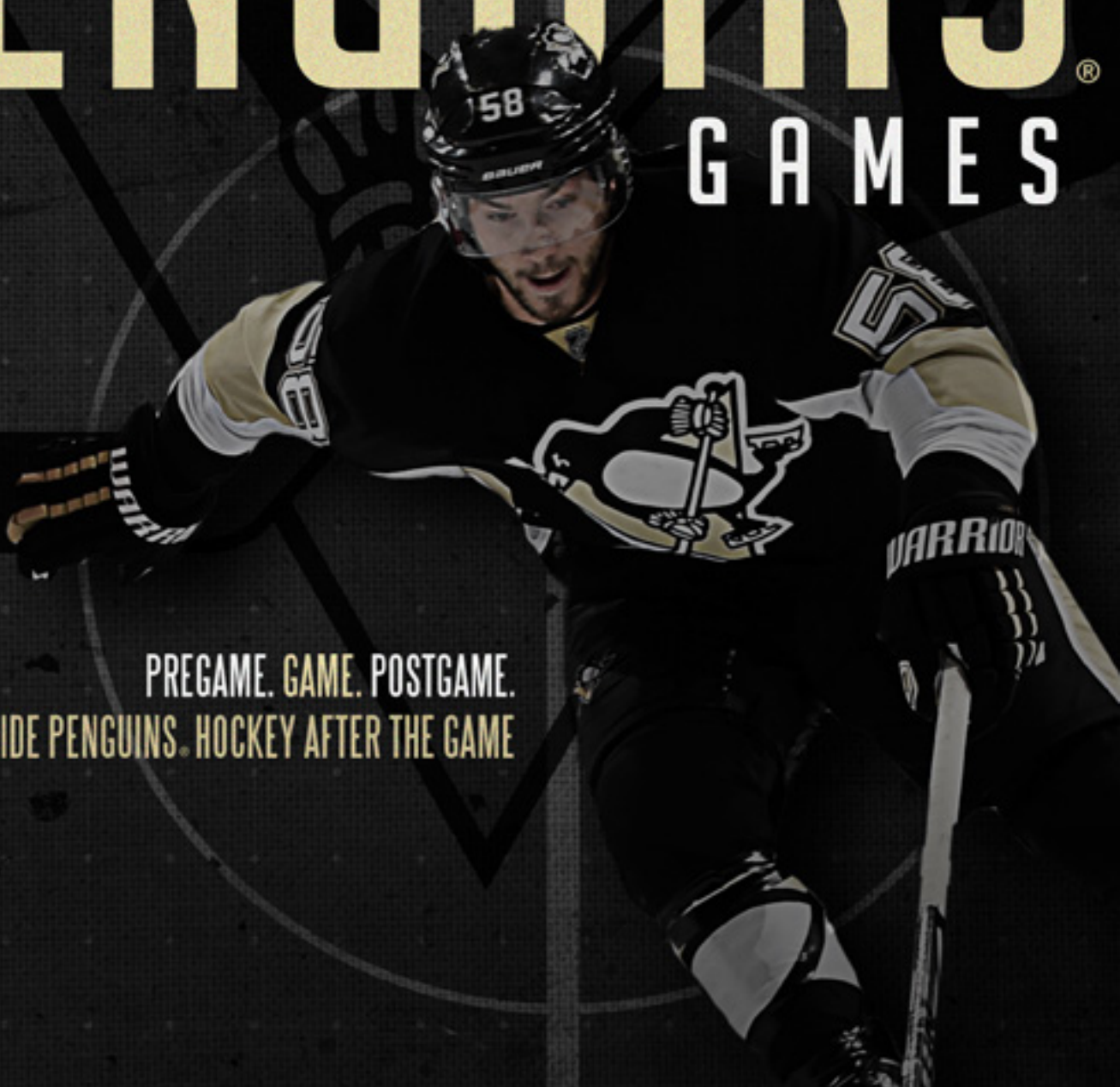
DATE	RESULT	SCORE	OPPONENT	DATE	RESULT	SCORE	OPPONENT
Oct. 9	W	6-4	ANAHEIM	Jan. 18	L	2-5	NY RANGERS
Oct. 11	W	5-2	Toronto	Jan. 20	OTL	2-3*	Philadelphia
Oct. 16	L	2-3	DALLAS	Jan. 21	SOL	2-3*	CHICAGO
Oct. 18	W	3-1	NY ISLANDERS	Jan. 27	W	5-3	WINNIPEG
Oct. 22	L	3-5	PHILADELPHIA	Jan. 28	L	0-4	Washington
Oct. 23	OTL	3-4*	Detroit	Jan. 30	OTW	2-1*	New Jersey
Oct. 25	W	3-0	Nashville	Feb. 1	L	0-4	NASHVILLE
Oct. 28	W	8-3	NEW JERSEY	Feb. 4	W	2-0	Edmonton
Oct. 30	W	3-0	LOS ANGELES	Feb. 6	W	4-0	Calgary
Nov. 1	W	5-0	BUFFALO	Feb. 7	L	0-5	Vancouver
Nov. 4	W	4-1	Minnesota	Feb. 11	W	4-1	DETROIT
Nov. 6	SOW	4-3*	Winnipeg	Feb. 12	SOW	5-4*	Ottawa
Nov. 8	W	6-1	Buffalo	Feb. 15	SOL	1-2*	Chicago
Nov. 11	L	0-5	NY Rangers	Feb. 17	L	1-3	WASHINGTON
Nov. 14	W	2-1	Toronto	Feb. 19	L	1-2	COLUMBUS
Nov. 15	SOW	3-2*	NY RANGERS	Feb. 21	W	4-2	St. Louis
Nov. 18	W	4-0	Montreal	Feb. 22	W	5-1	FLORIDA
Nov. 21	SOL	4-5*	NY ISLANDERS	Feb. 25	W	4-3	Washington
Nov. 22	L	1-4	NY Islanders	Mar. 1	W	5-3	COLUMBUS
Nov. 24	OTW	3-2*	Boston	Mar. 4	L	1-3	Colorado
Nov. 26	OTW	4-3*	TORONTO	Mar. 6	W	5-2	Anaheim
Nov. 28	L	2-4	CAROLINA	Mar. 7	OTW	1-0*	Los Angeles
Nov. 29	W	3-2	Carolina	Mar. 9	SOL	1-2*	San Jose
Dec. 2	W	1-0	NEW JERSEY	Mar. 12	W	6-4	EDMONTON
Dec. 4	L	0-3	VANCOUVER	Mar. 14	L	0-2	BOSTON
Dec. 6	W	3-2	OTTAWA	Mar. 15	L	1-5	DETROIT
Dec. 8	OTL	3-4*	NY Rangers	Mar. 17	L	0-2	New Jersey
Dec. 12	W	3-1	CALGARY	Mar. 19	L	1-2	Dallas
Dec. 13	SOL	3-4*	Columbus	Mar. 21	W	3-1	Arizona
Dec. 15	W	4-2	TAMPA BAY	Mar. 24	OTL	2-3*	ST. LOUIS
Dec. 18	OTW	1-0*	COLORADO	Mar. 26	L	2-5	Carolina
Dec. 20	W	3-1	FLORIDA	Mar. 28	W	3-2	ARIZONA
Dec. 22	SOL	3-4*	Florida	Mar. 29	SOW	3-2*	SAN JOSE
Dec. 23	L	3-4	Tampa Bay	Apr. 1	L	1-4	PHILADELPHIA
Dec. 27	L	0-3	WASHINGTON	Apr. 4	L	3-5	Columbus
Dec. 29	L	1-3	New Jersey	Apr. 5	L	1-4	Philadelphia
Dec. 31	W	2-1	CAROLINA	Apr. 7	OTL	3-4*	Ottawa
Jan. 2	W	6-3	TAMPA BAY	Apr. 10	L	1-3	NY ISLANDERS
Jan. 3	L	1-4	MONTREAL	Apr. 11	W	2-0	Buffalo
Jan. 7	OTL	2-3*	BOSTON				
Jan. 10	OTW	2-1*	Montreal				
Jan. 13	W	7-2	MINNESOTA				
Jan. 16	L	3-6	NY Islanders				

* - Overtime

*Home games in all CAPS


43-27-12, 4TH, METROPOLITAN DIVISION

OVER 70 PENGUINS GAMES



PREGAME. GAME. POSTGAME.
INSIDE PENGUINS. HOCKEY AFTER THE GAME


 Like us on Facebook
facebook.com/ROOTSPORTSPIT

 Follow us on Twitter
@ROOTSPORTSPIT

 ROOTSPORTS.com

ROOT
SPORTS™


PLAYOFF HISTORY



THREE-TIME STANLEY CUP CHAMPIONS



Mario Lemieux celebrates the Penguins' first Stanley Cup in 1991.



The Penguins repeat as NHL champions in 1992.



Pittsburgh claims its third Stanley Cup title in franchise history in 2009.

PITTSBURGH PENGUINS PLAYOFF GAME-BY-GAME RESULTS

1968 Did Not Qualify For Playoffs

1969 Did Not Qualify For Playoffs

1970 Quarterfinals vs. Oakland (PIT won series, 4-0)

Apr. 8	Oakland	1	at Pittsburgh	2	W
Apr. 9	Oakland	1	at Pittsburgh	3	W
Apr. 11	Pittsburgh	5	at Oakland	2	W
Apr. 12	Pittsburgh	3	at Oakland	2 (OT)	W

Semifinals vs. St. Louis (STL won series, 4-2)

Apr. 19	Pittsburgh	1	at St. Louis	3	L
Apr. 21	Pittsburgh	1	at St. Louis	4	L
Apr. 23	St. Louis	2	at Pittsburgh	3	W
Apr. 26	St. Louis	1	at Pittsburgh	2	W
Apr. 28	Pittsburgh	0	at St. Louis	5	L
Apr. 30	St. Louis	4	at Pittsburgh	3	L

1971 Did Not Qualify For Playoffs

1972 Quarterfinals vs. Chicago (CHI won series, 4-0)

Apr. 5	Pittsburgh	1	at Chicago	3	L
Apr. 6	Pittsburgh	2	at Chicago	3	L
Apr. 8	Chicago	2	at Pittsburgh	0	L
Apr. 9	Chicago	6	at Pittsburgh	5 (OT)	L

1973 Did Not Qualify For Playoffs

1974 Did Not Qualify For Playoffs

1975 Preliminary Round vs. St. Louis (PIT won series, 2-0)

Apr. 8	St. Louis	3	at Pittsburgh	4	W
Apr. 10	Pittsburgh	5	at St. Louis	3	W

Quarterfinals vs. NY Islanders (NYI won series, 4-3)

Apr. 13	NY Islanders	4	at Pittsburgh	5	W
Apr. 15	NY Islanders	1	at Pittsburgh	3	W
Apr. 17	Pittsburgh	6	at NY Islanders	4	W
Apr. 20	Pittsburgh	1	at NY Islanders	3	L
Apr. 22	NY Islanders	4	at Pittsburgh	2	L
Apr. 24	Pittsburgh	1	at NY Islanders	4	L
Apr. 26	NY Islanders	1	at Pittsburgh	0	L

1976 Preliminary Round vs. Toronto (TOR won series, 2-1)

Apr. 6	Pittsburgh	1	at Toronto	4	L
Apr. 8	Toronto	0	at Pittsburgh	2	W
Apr. 10	Pittsburgh	0	at Toronto	4	L

1977 Preliminary Round vs. Toronto (TOR won series, 2-1)

Apr. 5	Toronto	4	at Pittsburgh	2	L
Apr. 7	Pittsburgh	6	at Toronto	4	W
Apr. 9	Toronto	5	at Pittsburgh	2	L

1978 Did Not Qualify For Playoffs

1979 Preliminary Round vs. Buffalo (PIT won series, 2-1)

Apr. 10	Pittsburgh	4	at Buffalo	3	W
Apr. 12	Buffalo	3	at Pittsburgh	1	L
Apr. 14	Pittsburgh	4	at Buffalo	3 (OT)	W

Quarterfinals vs. Boston (BOS won series, 4-0)

Apr. 16	Pittsburgh	2	at Boston	6	L
Apr. 18	Pittsburgh	3	at Boston	4	L
Apr. 21	Boston	2	at Pittsburgh	1	L
Apr. 22	Boston	4	at Pittsburgh	1	L

1980 Preliminary Round vs. Boston (BOS won series, 3-2)

Apr. 8	Pittsburgh	4	at Boston	2	W
Apr. 10	Pittsburgh	1	at Boston	4	L
Apr. 12	Boston	1	at Pittsburgh	4	W
Apr. 13	Boston	8	at Pittsburgh	3	L
Apr. 14	Pittsburgh	2	at Boston	6	L

1981 Preliminary Round vs. St. Louis (STL won series, 3-2)

Apr. 8	Pittsburgh	2	at St. Louis	4	L
Apr. 9	Pittsburgh	6	at St. Louis	4	W
Apr. 11	St. Louis	5	at Pittsburgh	4	L
Apr. 12	St. Louis	3	at Pittsburgh	6	W
Apr. 14	Pittsburgh	3	at St. Louis	4 (2OT)	L

1982 Preliminary Round vs. NY Islanders (NYI won series, 3-2)

Apr. 7	Pittsburgh	1	at NY Islanders	8	L
Apr. 8	Pittsburgh	2	at NY Islanders	7	L
Apr. 10	NY Islanders	1	at Pittsburgh	2 (OT)	W
Apr. 11	NY Islanders	2	at Pittsburgh	5	W
Apr. 13	Pittsburgh	3	at NY Islanders	4 (OT)	L

1983 Did Not Qualify For Playoffs

1984 Did Not Qualify For Playoffs

1985 Did Not Qualify For Playoffs

1986 Did Not Qualify For Playoffs

1987 Did Not Qualify For Playoffs

1988 Did Not Qualify For Playoffs

1989 Patrick Division Semifinals vs. NY Rangers (PIT won series, 4-0)

Apr. 5	NY Rangers	1	at Pittsburgh	3	W
Apr. 6	NY Rangers	4	at Pittsburgh	7	W
Apr. 8	Pittsburgh	5	at NY Rangers	3	W
Apr. 9	Pittsburgh	4	at NY Rangers	3	W

Patrick Division Final vs. Philadelphia (PHI won series, 4-3)

Apr. 17	Philadelphia	3	at Pittsburgh	4	W
Apr. 19	Philadelphia	4	at Pittsburgh	2	L
Apr. 21	Pittsburgh	4	at Philadelphia	3 (OT)	W
Apr. 23	Pittsburgh	1	at Philadelphia	4	L
Apr. 25	Philadelphia	7	at Pittsburgh	10	W
Apr. 27	Pittsburgh	2	at Philadelphia	6	L
Apr. 29	Philadelphia	4	at Pittsburgh	1	L

1990 Did Not Qualify For Playoffs

**1991 Patrick Division Semifinals vs. New Jersey
(PIT won series, 4-3)**

Apr. 3	New Jersey	3	at Pittsburgh	1	L
Apr. 5	New Jersey	4	at Pittsburgh	5 (OT)	W
Apr. 7	Pittsburgh	4	at New Jersey	3	W
Apr. 9	Pittsburgh	1	at New Jersey	4	L
Apr. 11	New Jersey	4	at Pittsburgh	2	L
Apr. 13	Pittsburgh	4	at New Jersey	3	W
Apr. 15	New Jersey	0	at Pittsburgh	4	W

**Patrick Division Final vs. Washington
(PIT won series, 4-1)**

Apr. 17	Washington	4	at Pittsburgh	2	L
Apr. 19	Washington	6	at Pittsburgh	7 (OT)	W
Apr. 21	Pittsburgh	3	at Washington	1	W
Apr. 23	Pittsburgh	3	at Washington	1	W
Apr. 25	Washington	1	at Pittsburgh	4	W

**Prince of Wales Conference Final vs. Boston
(PIT won series, 4-2)**

May 1	Pittsburgh	3	at Boston	6	L
May 3	Pittsburgh	4	at Boston	5 (OT)	L
May 5	Boston	1	at Pittsburgh	4	W
May 7	Boston	1	at Pittsburgh	4	W
May 9	Pittsburgh	7	at Boston	2	W
May 11	Boston	3	at Pittsburgh	5	W

**Stanley Cup Final vs. Minnesota
(PIT won series, 4-2)**

May 15	Minnesota	5	at Pittsburgh	4	L
May 17	Minnesota	1	at Pittsburgh	4	W
May 19	Pittsburgh	1	at Minnesota	3	L
May 21	Pittsburgh	5	at Minnesota	3	W
May 23	Minnesota	4	at Pittsburgh	6	W
May 25	Pittsburgh	8	at Minnesota	0	W

**1992 Patrick Division Semifinals vs. Washington
(PIT won series, 4-3)**

Apr. 19	Pittsburgh	1	at Washington	3	L
Apr. 21	Pittsburgh	2	at Washington	6	L
Apr. 23	Washington	4	at Pittsburgh	6	W
Apr. 25	Washington	7	at Pittsburgh	2	L
Apr. 27	Pittsburgh	5	at Washington	2	W
Apr. 29	Washington	4	at Pittsburgh	6	W
May 1	Pittsburgh	3	at Washington	1	W

**Patrick Division Final vs. NY Rangers
(PIT won series, 4-2)**

May 3	Pittsburgh	4	at NY Rangers	2	W
May 5	Pittsburgh	2	at NY Rangers	4	L
May 7	NY Rangers	6	at Pittsburgh	5 (OT)	L
May 9	NY Rangers	4	at Pittsburgh	5 (OT)	W
May 11	Pittsburgh	3	at NY Rangers	2	W
May 13	NY Rangers	1	at Pittsburgh	5	W

**Prince of Wales Conference Final vs. Boston
(PIT won series, 4-0)**

May 17	Boston	3	at Pittsburgh	4 (OT)	W
May 19	Boston	2	at Pittsburgh	5	W
May 21	Pittsburgh	5	at Boston	1	W
May 23	Pittsburgh	5	at Boston	1	W

**Stanley Cup Final vs. Chicago
(PIT won series, 4-0)**

May 26	Chicago	4	at Pittsburgh	5	W
May 28	Chicago	1	at Pittsburgh	3	W
May 30	Pittsburgh	1	at Chicago	0	W
June 1	Pittsburgh	6	at Chicago	5	W

**1993 Patrick Division Semifinals vs. New Jersey
(PIT won series, 4-1)**

Apr. 18	New Jersey	3	at Pittsburgh	6	W
Apr. 20	New Jersey	0	at Pittsburgh	7	W
Apr. 22	Pittsburgh	4	at New Jersey	3	W
Apr. 25	Pittsburgh	1	at New Jersey	4	L
Apr. 26	New Jersey	3	at Pittsburgh	5	W

**Patrick Division Final vs. NY Islanders
(NYI won series, 4-3)**

May 2	NY Islanders	3	at Pittsburgh	2	L
May 4	NY Islanders	0	at Pittsburgh	3	W
May 6	Pittsburgh	3	at NY Islanders	1	W
May 8	Pittsburgh	5	at NY Islanders	6	L
May 10	NY Islanders	3	at Pittsburgh	6	W
May 12	Pittsburgh	5	at NY Islanders	7	L
May 14	NY Islanders	4	at Pittsburgh	3 (OT)	L

**1994 Eastern Conference Quarterfinals vs. Washington
(WSH won series, 4-2)**

Apr. 17	Washington	5	at Pittsburgh	3	L
Apr. 19	Washington	1	at Pittsburgh	2	W
Apr. 21	Pittsburgh	0	at Washington	2	L
Apr. 23	Pittsburgh	1	at Washington	4	L
Apr. 25	Washington	2	at Pittsburgh	3	W
Apr. 27	Pittsburgh	3	at Washington	6	L

**1995 Eastern Conference Quarterfinals vs. Washington
(PIT won series, 4-3)**

May 6	Washington	5	at Pittsburgh	4	L
May 8	Washington	3	at Pittsburgh	5	W
May 10	Pittsburgh	2	at Washington	6	L
May 12	Pittsburgh	2	at Washington	6	L
May 14	Washington	5	at Pittsburgh	6 (OT)	W
May 16	Pittsburgh	7	at Washington	1	W
May 18	Washington	0	at Pittsburgh	3	W

**Eastern Conference Semifinals vs. New Jersey
(NJD won series, 4-1)**

May 20	New Jersey	2	at Pittsburgh	3	W
May 22	New Jersey	4	at Pittsburgh	2	L
May 24	Pittsburgh	1	at New Jersey	5	L
May 26	Pittsburgh	1	at New Jersey	2 (OT)	L
May 28	New Jersey	4	at Pittsburgh	1	L

**1996 Eastern Conference Quarterfinals vs. Washington
(PIT won series, 4-2)**

Apr. 17	Washington	6	at Pittsburgh	4	L
Apr. 19	Washington	5	at Pittsburgh	3	L
Apr. 22	Pittsburgh	4	at Washington	1	W
Apr. 24	Pittsburgh	3	at Washington	2 (4OT)	W
Apr. 26	Washington	1	at Pittsburgh	4	W
Apr. 28	Pittsburgh	3	at Washington	2	W

**Eastern Conference Semifinals vs. NY Rangers
(PIT won series, 4-1)**

May 3	NY Rangers	3	at Pittsburgh	4	W
May 5	NY Rangers	6	at Pittsburgh	3	L
May 7	Pittsburgh	3	at NY Rangers	2	W
May 9	Pittsburgh	4	at NY Rangers	1	W
May 11	NY Rangers	3	at Pittsburgh	7	W

**Eastern Conference Final vs. Florida
(FLA won series, 4-3)**

May 18	Florida	5	at Pittsburgh	1	L
May 20	Florida	2	at Pittsburgh	3	W
May 24	Pittsburgh	2	at Florida	5	L
May 26	Pittsburgh	2	at Florida	1	W
May 28	Florida	0	at Pittsburgh	3	W
May 30	Pittsburgh	3	at Florida	4	L
June 1	Florida	3	at Pittsburgh	1	L

**1997 Eastern Conference Quarterfinals vs. Philadelphia
(PHI won series, 4-1)**

Apr. 17	Pittsburgh	1	at Philadelphia	5	L
Apr. 19	Pittsburgh	2	at Philadelphia	3	L
Apr. 21	Philadelphia	5	at Pittsburgh	3	L
Apr. 23	Philadelphia	1	at Pittsburgh	4	W
Apr. 26	Pittsburgh	3	at Philadelphia	6	L

**1998 Eastern Conference Quarterfinals vs. Montreal
(MTL won series, 4-2)**

Apr. 23	Montreal	3	at Pittsburgh	2 (OT)	L
Apr. 25	Montreal	1	at Pittsburgh	4	W
Apr. 27	Pittsburgh	1	at Montreal	3	L
Apr. 29	Pittsburgh	6	at Montreal	3	W
May 1	Montreal	5	at Pittsburgh	2	L
May 3	Pittsburgh	0	at Montreal	3	L

**1999 Eastern Conference Quarterfinals vs. New Jersey
(PIT won series, 4-3)**

Apr. 22	Pittsburgh	1	at New Jersey	3	L
Apr. 24	Pittsburgh	4	at New Jersey	1	W
Apr. 25	New Jersey	2	at Pittsburgh	4	W
Apr. 27	New Jersey	4	at Pittsburgh	2	L
Apr. 30	Pittsburgh	3	at New Jersey	4	L
May 2	New Jersey	2	at Pittsburgh	3 (OT)	W
May 4	Pittsburgh	4	at New Jersey	2	W

**Eastern Conference Semifinals vs. Toronto
(TOR won series, 4-2)**

May 7	Pittsburgh	2	at Toronto	0	W
May 9	Pittsburgh	2	at Toronto	4	L
May 11	Toronto	3	at Pittsburgh	4	W
May 13	Toronto	3	at Pittsburgh	2 (OT)	L
May 15	Pittsburgh	1	at Toronto	4	L
May 17	Toronto	4	at Pittsburgh	3 (OT)	L

**2000 Eastern Conference Quarterfinals vs. Washington
(PIT won series, 4-1)**

Apr. 13	Pittsburgh	7	at Washington	0	W
Apr. 15	Washington	1	at Pittsburgh	2 (OT)	W
Apr. 17	Washington	3	at Pittsburgh	4	W
Apr. 19	Pittsburgh	2	at Washington	3	L
Apr. 21	Pittsburgh	2	at Washington	1	W

**Eastern Conference Semifinals vs. Philadelphia
(PHI won series, 4-2)**

Apr. 27	Pittsburgh	2	at Philadelphia	0	W
Apr. 29	Pittsburgh	4	at Philadelphia	1	W
May 2	Philadelphia	4	at Pittsburgh	3 (OT)	L
May 4	Philadelphia	2	at Pittsburgh	1 (5OT)	L
May 7	Pittsburgh	3	at Philadelphia	6	L
May 9	Philadelphia	2	at Pittsburgh	1	L

**2001 Eastern Conference Quarterfinals vs. Washington
(PIT won series, 4-2)**

Apr. 12	Pittsburgh	0	at Washington	1	L
Apr. 14	Pittsburgh	2	at Washington	1	W
Apr. 16	Washington	0	at Pittsburgh	3	W
Apr. 18	Washington	4	at Pittsburgh	3 (OT)	L
Apr. 21	Pittsburgh	2	at Washington	1	W
Apr. 23	Washington	3	at Pittsburgh	4 (OT)	W

**Eastern Conference Semifinals vs. Buffalo
(PIT won series, 4-3)**

Apr. 26	Pittsburgh	3	at Buffalo	0	W
Apr. 28	Pittsburgh	3	at Buffalo	1	W
Apr. 30	Buffalo	4	at Pittsburgh	1	L
May 2	Buffalo	5	at Pittsburgh	2	L
May 5	Pittsburgh	2	at Buffalo	3 (OT)	L
May 8	Buffalo	2	at Pittsburgh	3 (OT)	W
May 10	Pittsburgh	3	at Buffalo	2 (OT)	W

**Eastern Conference Final vs. New Jersey
(NJD won series, 4-1)**

May 12	Pittsburgh	1	at New Jersey	3	L
May 15	Pittsburgh	4	at New Jersey	2	W
May 17	New Jersey	3	at Pittsburgh	0	L
May 19	New Jersey	5	at Pittsburgh	0	L
May 22	Pittsburgh	2	at New Jersey	4	L

2002 Did Not Qualify For Playoffs**2003 Did Not Qualify For Playoffs****2004 Did Not Qualify For Playoffs****2005 No Season****2006 Did Not Qualify For Playoffs****2007 Eastern Conference Quarterfinals vs. Ottawa
(OTT won series, 4-1)**

Apr. 11	Pittsburgh	3	at Ottawa	6	L
Apr. 14	Pittsburgh	4	at Ottawa	3	W
Apr. 15	Ottawa	4	at Pittsburgh	2	L
Apr. 17	Ottawa	2	at Pittsburgh	1	L
Apr. 19	Pittsburgh	0	at Ottawa	3	L

**2008 Eastern Conference Quarterfinals vs. Ottawa
(PIT won series, 4-0)**

Apr. 9	Ottawa	0	at Pittsburgh	4	W
Apr. 11	Ottawa	3	at Pittsburgh	5	W
Apr. 14	Pittsburgh	4	at Ottawa	1	W
Apr. 16	Pittsburgh	3	at Ottawa	1	W

**Eastern Conference Semifinals vs. NY Rangers
(PIT won series, 4-1)**

Apr. 25	NY Rangers	4	at Pittsburgh	5	W
Apr. 27	NY Rangers	0	at Pittsburgh	2	W
Apr. 29	Pittsburgh	5	at NY Rangers	3	W
May 1	Pittsburgh	0	at NY Rangers	3	L
May 4	NY Rangers	2	at Pittsburgh	3 (OT)	W

**Eastern Conference Final vs. Philadelphia
(PIT won series, 4-1)**

May 9	Philadelphia	2	at Pittsburgh	4	W
May 11	Philadelphia	2	at Pittsburgh	4	W
May 13	Pittsburgh	4	at Philadelphia	1	W
May 15	Pittsburgh	2	at Philadelphia	4	L
May 18	Philadelphia	0	at Pittsburgh	6	W

**Stanley Cup Final vs. Detroit
(DET won series, 4-2)**

May 24	Pittsburgh	0	at Detroit	4	L
May 26	Pittsburgh	0	at Detroit	3	L
May 28	Detroit	2	at Pittsburgh	3	W
May 31	Detroit	2	at Pittsburgh	1	L
June 2	Pittsburgh	4	at Detroit	3 (3OT)	W
June 4	Detroit	3	at Pittsburgh	2	L

2009 Eastern Conference Quarterfinals vs. Philadelphia (PIT won series, 4-2)

Apr. 15	Philadelphia	1	at Pittsburgh	4	W
Apr. 17	Philadelphia	2	at Pittsburgh	3 (OT)	W
Apr. 19	Pittsburgh	3	at Philadelphia	6	L
Apr. 21	Pittsburgh	3	at Philadelphia	1	W
Apr. 23	Philadelphia	3	at Pittsburgh	0	L
Apr. 25	Pittsburgh	5	at Philadelphia	3	W

Eastern Conference Semifinals vs. Washington (PIT won series, 4-3)

May 2	Pittsburgh	2	at Washington	3	L
May 4	Pittsburgh	3	at Washington	4	L
May 6	Washington	2	at Pittsburgh	3 (OT)	W
May 8	Washington	3	at Pittsburgh	5	W
May 9	Pittsburgh	4	at Washington	3 (OT)	W
May 11	Washington	5	at Pittsburgh	4 (OT)	L
May 13	Pittsburgh	6	at Washington	2	W

Eastern Conference Final vs. Carolina (PIT won series, 4-0)

May 18	Carolina	2	at Pittsburgh	3	W
May 21	Carolina	4	at Pittsburgh	7	W
May 23	Pittsburgh	6	at Carolina	2	W
May 26	Pittsburgh	4	at Carolina	1	W

Stanley Cup Final vs. Detroit (PIT won series, 4-3)

May 30	Pittsburgh	1	at Detroit	3	L
May 31	Pittsburgh	1	at Detroit	3	L
June 2	Detroit	2	at Pittsburgh	4	W
June 4	Detroit	2	at Pittsburgh	4	W
June 6	Pittsburgh	0	at Detroit	5	L
June 9	Detroit	1	at Pittsburgh	2	W
June 12	Pittsburgh	2	at Detroit	1	W

2010 Eastern Conference Quarterfinals vs. Ottawa (PIT won series, 4-2)

Apr. 14	Ottawa	5	at Pittsburgh	4	L
Apr. 16	Ottawa	1	at Pittsburgh	2	W
Apr. 18	Pittsburgh	4	at Ottawa	2	W
Apr. 20	Pittsburgh	7	at Ottawa	4	W
Apr. 22	Ottawa	4	at Pittsburgh	3 (3OT)	L
Apr. 24	Pittsburgh	4	at Ottawa	3 (OT)	W

Eastern Conference Semifinals vs. Montreal (MTL won series, 4-3)

Apr. 30	Montreal	3	at Pittsburgh	6	W
May 2	Montreal	3	at Pittsburgh	1	L
May 4	Pittsburgh	2	at Montreal	0	W
May 6	Pittsburgh	2	at Montreal	3	L
May 8	Montreal	1	at Pittsburgh	2	W
May 10	Pittsburgh	3	at Montreal	4	L
May 12	Montreal	5	at Pittsburgh	2	L

2011 Eastern Conference Quarterfinals vs. Tampa Bay (TBL won series, 4-3)

Apr. 13	Tampa Bay	0	at Pittsburgh	3	W
Apr. 15	Tampa Bay	5	at Pittsburgh	1	L
Apr. 18	Pittsburgh	3	at Tampa Bay	2	W
Apr. 20	Pittsburgh	3	at Tampa Bay	2 (2OT)	W
Apr. 23	Tampa Bay	8	at Pittsburgh	2	L
Apr. 25	Pittsburgh	2	at Tampa Bay	4	L
Apr. 27	Tampa Bay	1	at Pittsburgh	0	L

2012 Eastern Conference Quarterfinals vs. Philadelphia (PHI won series, 4-2)

Apr. 11	Philadelphia	4	at Pittsburgh	3 (OT)	L
Apr. 13	Philadelphia	8	at Pittsburgh	5	L
Apr. 15	Pittsburgh	4	at Philadelphia	8	L
Apr. 18	Pittsburgh	10	at Philadelphia	3	W
Apr. 20	Philadelphia	2	at Pittsburgh	3	W
Apr. 22	Pittsburgh	1	at Philadelphia	5	L

2013 Eastern Conference Quarterfinals vs. NY Islanders (PIT won series, 4-2)

May 1	NY Islanders	0	at Pittsburgh	5	W
May 3	NY Islanders	4	at Pittsburgh	3	L
May 5	Pittsburgh	5	at NY Islanders	4 (OT)	W
May 7	Pittsburgh	4	at NY Islanders	6	L
May 9	NY Islanders	0	at Pittsburgh	4	W
May 11	Pittsburgh	4	at NY Islanders	3 (OT)	W

Eastern Conference Semifinals vs. Ottawa (PIT won series, 4-1)

May 14	Ottawa	1	at Pittsburgh	4	W
May 17	Ottawa	3	at Pittsburgh	4	W
May 19	Pittsburgh	1	at Ottawa	2 (2OT)	L
May 22	Pittsburgh	7	at Ottawa	3	W
May 24	Ottawa	2	at Pittsburgh	6	W

Eastern Conference Final vs. Boston (BOS won series, 4-0)

June 1	Boston	3	at Pittsburgh	0	L
June 3	Boston	6	at Pittsburgh	1	L
June 5	Pittsburgh	1	at Boston	2 (2OT)	L
June 7	Pittsburgh	0	at Boston	1	L

2014 Eastern Conference First Round vs. Columbus (PIT won series, 4-2)

Apr. 16	Columbus	3	at Pittsburgh	4	W
Apr. 19	Columbus	4	at Pittsburgh	3 (2OT)	L
Apr. 21	Pittsburgh	4	at Columbus	3	W
Apr. 23	Pittsburgh	3	at Columbus	4 (OT)	L
Apr. 26	Columbus	1	at Pittsburgh	3	W
Apr. 28	Pittsburgh	4	at Columbus	3	W

Eastern Conference Second Round vs. NY Rangers (NYR won series, 4-3)

May 2	NY Rangers	3	at Pittsburgh	2 (OT)	L
May 4	NY Rangers	0	at Pittsburgh	3	W
May 5	Pittsburgh	2	at NY Rangers	0	W
May 7	Pittsburgh	4	at NY Rangers	2	W
May 9	NY Rangers	5	at Pittsburgh	1	L
May 11	Pittsburgh	1	at NY Rangers	3	L
May 13	NY Rangers	2	at Pittsburgh	1	L

2015 Eastern Conference First Round vs. NY Rangers (NYR won series, 4-1)

Apr. 16	Pittsburgh	1	at NY Rangers	2	L
Apr. 18	Pittsburgh	4	at NY Rangers	3	W
Apr. 20	NY Rangers	2	at Pittsburgh	1	L
Apr. 22	NY Rangers	2	at Pittsburgh	1 (OT)	L
Apr. 24	Pittsburgh	1	at NY Rangers	2 (OT)	L

PITTSBURGH PENGUINS PLAYOFF RECORDS

ALL-TIME AGAINST OPPONENTS

OPPONENT	SERIES	W	L	GP	W	L	GF	GA	LAST	SERIES
Washington	8	7	1	49	30	19	164	143	2009	CSF - Won 4-3
Philadelphia	6	2	4	35	16	19	115	121	2012	CQF - Lost 4-2
NY Rangers	6	4	2	32	20	12	101	83	2015	FR - Lost 4-1
New Jersey	5	3	2	29	14	15	80	86	2001	CF - Lost 4-1
Boston	5	2	3	23	10	13	69	74	2013	CF - Lost 4-0
Ottawa	4	3	1	20	13	7	72	53	2013	CSF - Won 4-1
NY Islanders	4	1	3	25	12	13	83	84	2013	CQF - Won 4-2
St. Louis	3	1	2	13	6	7	40	45	1981	PR - Lost 3-2
Toronto	3	0	3	12	4	8	27	39	1999	CSF - Lost 4-2
Buffalo	2	2	0	10	6	4	26	26	2001	CSF - Won 4-3
Chicago	2	1	1	8	4	4	23	24	1992	F - Won 4-0
Detroit	2	1	1	13	6	7	24	34	2009	F - Won 4-3
Montreal	2	0	2	13	5	8	33	37	2010	CSF - Lost 4-3
Columbus	1	1	0	6	4	2	21	18	2014	FR - Won 4-2
Minnesota	1	1	0	6	4	2	28	16	1991	F - Won 4-2
Oakland	1	1	0	4	4	0	13	6	1970	QF - Won 4-0
Florida	1	0	1	7	3	4	15	20	1996	CF - Lost 4-3
Carolina	1	1	0	4	4	0	20	9	2009	CF - Won 4-0
Tampa Bay	1	0	1	7	3	4	14	22	2011	CQF - Lost 4-3
TOTAL	58	31	27	316	168	148	968	940		

COACHES' PLAYOFF RECORDS

COACHES	SERIES	W-L	GAMES	W-L
Dan Bylsma	13	8-5	78	43-35
Scott Bowman	6	5-1	33	23-10
Eddie Johnston	8	3-5	46	22-24
Bob Johnson	4	4-0	24	16-8
Michel Therrien	5	3-2	25	15-10
Ivan Hlinka	3	2-1	18	9-9
Kevin Constantine	3	1-2	19	8-11
Gene Ubriaco	2	1-1	11	7-4
Herb Brooks	2	1-1	11	6-5
Red Kelly	3	1-2	14	6-8
Marc Bolieau	2	1-1	9	5-4
Johnny Wilson	3	1-2	12	4-8
Ken Schinkel	2	0-2	6	2-4
Mike Johnston	1	0-1	5	1-4
Craig Patrick	1	0-1	5	1-4
TOTAL	58	31-27	316	168-148

RECORDS BY SERIES

SERIES	PLAYED	W-L
Record in Stanley Cup Final	4	3-1
Record in Semifinals/Conference Finals	8	4-4
Record in Quarterfinals/Division Finals/Conference Semifinals/Second Round	18	8-10
Record in Preliminary Round/Division Semifinals/Conference Quarterfinals/First Round	30	17-13
Record in Two-Game Series	1	1-0
Record in Three-Game Series	3	1-2
Record in Four-Game Series	9	6-3
Record in Five-Game Series	15	7-8
Record in Six-Game Series	16	9-7
Record in Seven-Game Series	14	7-7

MISCELLANEOUS PLAYOFF RECORDS

Years in the Playoffs	30	
Most Consecutive Years	11	1991 to 2001
Most Consecutive Wins	14	5/9/92 to 4/22/93#
Most Consecutive Home Wins	9	4/9/08 to 5/2/08
		5/9/92 to 4/26/93
Most Consecutive Road Wins	6	5/11/92 to 4/22/93
#NHL Record		

RECORDS BY GAME

	OVERALL	HOME	ROAD
Game One	27-31	20-14	7-17
Game Two	34-24	24-11	10-13
Game Three	35-22	12-11	23-11
Game Four	26-28	8-13	18-15
Game Five	24-21	17-8	7-13
Game Six	15-15	7-5	8-10
Game Seven	7-7	2-7	5-0
TOTAL	168-148	90-69	78-79

ALL-TIME PLAYOFF RECORDS

GAMES PLAYED

1. Jagr	140
2. Lemieux	107
3. Stevens	103
4. MALKIN	101
5. Barrasso	101
6. CROSBY	100
7. Francis	97

ASSISTS

1. Lemieux	96
2. Jagr	82
3. CROSBY	75
4. MALKIN	69
5. Francis	68
6. Stevens	60

WINS

1. Barrasso	56
2. FLEURY	53
3. Wregget	13
4. Hedberg	9
5. Vokoun	6
Tugnutt	6

SHORTHANDED GOALS

1. Lemieux	7
2. DUPUIS	2
Jagr	2
Errey	2
Olczyk	2

GOALS-AGAINST AVG.

1. Tugnutt	1.77
2. Vokoun	2.01
3. Binkley	2.10
4. Hedberg	2.30
5. Inness	2.67
Plasse	2.67
7. FLEURY	2.65

GAME-WINNING GOALS

1. Jagr	14
2. Lemieux	11
3. MALKIN	9
Stevens	9
5. Francis	8
6. CROSBY	6
Kennedy	6

SHUTOUTS

1. FLEURY	8
2. Barrasso	6
3. Hedberg	2
Tugnutt	2
5. Vokoun	1
Wregget	1
Pietrangelo	1
Plasse	1

POINTS

1. Lemieux	172
2. Jagr	147
3. CROSBY	118
4. MALKIN	111
5. Stevens	106
6. Francis	100

GOALS

1. Lemieux	76
2. Jagr	65
3. Stevens	46
4. CROSBY	43
5. MALKIN	42
6. Francis	32

ALL-TIME GOALTENDERS' PLAYOFF RECORDS

PLAYER	GP	MP	GF	GA	ENG	SO	SAVES	GAA	W-L
Jean-Sebastien Aubin	1	1	0	0	0	0	0	0.00	0-0
Jocelyn Thibault	1	8	2	0	0	0	1	0.00	0-0
Mathieu Garon	1	24	0	0	0	0	8	0.00	0-0
Wendell Young	1	39	1	1	0	0	10	1.54	0-0
Ron Tugnutt	11	746	29	22	0	2	376	1.77	6-5
Tomas Vokoun	11	685	31	23	0	1	322	2.01	6-5
Les Binkley	7	428	18	15	0	0	183	2.10	5-2
Johan Hedberg	18	1123	38	43	1	2	439	2.30	9-9
Gary Inness	9	540	27	24	3	0	273	2.67	5-4
Michel Plasse	3	180	3	8	0	1	85	2.67	1-2
Marc-Andre Fleury	98	5927	289	262	7	8	2521	2.65	53-44
Ken Wregget	26	1597	82	78	5	1	816	2.86	13-12
Tom Barrasso	101	5918	334	287	12	6	2523	2.91	56-42
Peter Skudra	1	20	2	1	0	0	10	3.00	0-0
Frank Pietrangelo	5	288	19	15	1	1	133	3.13	4-1
Al Smith	3	180	5	10	0	0	79	3.33	1-2
Denis Herron	10	601	26	35	3	0	298	3.49	3-7
Jim Rutherford	4	240	8	14	0	0	131	3.50	0-4
Greg Millen	10	625	35	40	1	0	297	3.84	4-6
Michel Dion	5	310	13	22	0	0	164	4.26	2-3
Brent Johnson	3	85	4	7	0	0	21	4.94	0-0

PLAYER RECORDS

CAREER

Games Played	140	Jaromir Jagr
Goals	76	Mario Lemieux
Assists	96	Mario Lemieux
Points	172	Mario Lemieux
Penalty Minutes	170	Kevin Stevens
Power-Play Goals	29	Mario Lemieux
Games Played, Goalie	101	Tom Barrasso
Wins	56	Tom Barrasso
Goals-Against Average	1.77	Ron Tugnutt
Minutes Played	5,918	Tom Barrasso

YEAR

Goals	17	1991	Kevin Stevens
Assists	28	1991	Mario Lemieux
Points	44	1991	Mario Lemieux
Penalty Minutes	66	1989	Phil Bourque
Power-Play Goals	8	1992	Mario Lemieux
Game-Winning Goals	5	1992	Mario Lemieux
Shots	104	2009	Evgeni Malkin
Goals, Defenseman	5	2010	Kris Letang
		1991	Larry Murphy
Assists, Defenseman	18	1991	Larry Murphy
Points, Defenseman	23	1991	Larry Murphy
Saves	686	2009	Marc-Andre Fleury

PERIOD

Goals	4	4/25/89 vs. Philadelphia	Mario Lemieux*
Assists	3	5/8/95 vs. Washington	Ron Francis
		4/19/91 vs. Washington	Paul Coffey
		4/25/89 vs. Philadelphia	Mario Lemieux
Points	4	4/23/92 vs. Washington	Lemieux (2+2)*
		4/25/89 vs. Philadelphia	Lemieux (4+0)*
Shots	7	4/16/08 at Ottawa	Marian Hossa
		4/11/91 vs. New Jersey	Larry Murphy
Penalties	6	4/13/80 at Boston	Kim Clackson
PIMs	26	4/13/80 at Boston	Kim Clackson
Saves	27	4/21/97 vs. Philadelphia	Ken Wregget

*NHL record

GAME

Goals	5	4/25/89 vs. Philadelphia	Mario Lemieux
Assists	4	Nine Times - Last Time	
		5/22/13 at Ottawa	Kris Letang
Points	8	4/25/89 vs. Philadelphia	Lemieux (5+3)*
Shots	12	4/24/96 at Washington	Jaromir Jagr
		4/29/92 vs. Washington	Kevin Stevens
Penalties	8	4/13/80 at Boston	Kim Clackson
PIMs	32	4/19/70 at St. Louis	Tracy Pratt
Saves	70	5/4/00 vs. Philadelphia	Ron Tugnutt

*NHL record

SERIES

Goals	9	1989 vs. Philadelphia	Mario Lemieux
Assists	11	1995 vs. Washington	Ron Francis
Points	17	1992 vs. Washington	Mario Lemieux
PIMs	43	1989 vs. NY Rangers	Randy Hillier
		1970 vs. St. Louis	Tracy Pratt

STREAKS

Goals	7 games	4/26/96-5/11/96	Mario Lemieux (10)
		5/3/91-5/17/91	Mario Lemieux (8)
Assists	10 games	4/19/91-5/11/91	Mario Lemieux (16)
Points	15 games	4/13/91-5/17/91	Mario Lemieux (11+18)

OVERTIME GAMES

DATE	PLAYER	TIME	OPPONENT	GAME #	RESULT	SCORE
4/24/15	Carl Hagelin	10:52	at NY Rangers	Game 5	L	1-2
4/22/15	Kevin Hayes	3:14	vs. NY Rangers	Game 4	L	1-2
5/2/14	Derick Brassard	3:06	vs. NY Rangers	Game 1	L	2-3
4/23/14	Nick Foligno	2:49	at Columbus	Game 4	L	3-4
4/19/14	Matt Calvert	21:10	vs. Columbus	Game 2	L	3-4
6/5/13	Patrice Bergeron	35:19	at Boston	Game 3	L	1-2
5/19/13	Colin Greening	27:39	at Ottawa	Game 3	L	1-2
5/11/13	Brooks Orpik	7:49	at NY Islanders	Game 6	W	4-3
5/5/13	Chris Kunitz	8:44	at NY Islanders	Game 3	W	5-4
4/11/12	Jakub Voracek	2:23	Philadelphia	Game 1	L	3-4
4/20/11	James Neal	23:38	at Tampa Bay	Game 4	W	3-2
4/24/10	Pascal Dupuis	9:56	at Ottawa	Game 6	W	4-3
4/22/10	Matt Carkner	47:06	vs. Ottawa	Game 5	L	3-4
5/11/09	David Steckel	6:22	vs. Washington	Game 6	L	4-5
5/9/09	Evgeni Malkin	3:28	at Washington	Game 5	W	4-3
5/6/09	Kris Letang	11:23	vs. Washington	Game 3	W	3-2
4/17/09	Bill Guerin	18:29	vs. Philadelphia	Game 2	W	3-2
6/2/08	Petr Sykora	49:57	at Detroit	Game 5	W	4-3
5/4/08	Marian Hossa	7:10	vs. NY Rangers	Game 5	W	3-2
5/10/01	Darius Kasparaitis	13:01	at Buffalo	Game 7	W	3-2
5/8/01	Martin Straka	11:29	vs. Buffalo	Game 6	W	3-2
5/5/01	Stu Barnes	8:34	at Buffalo	Game 5	L	2-3
4/23/01	Martin Straka	13:04	vs. Washington	Game 6	W	4-3
4/18/01	Jeff Halpern	4:01	vs. Washington	Game 4	L	3-4
5/4/00	Keith Primeau	92:01	vs. Philadelphia	Game 4	L	1-2
5/2/00	Andy Delmore	11:01	vs. Philadelphia	Game 3	L	3-4
4/15/00	Jaromir Jagr	5:49	vs. Washington	Game 2	W	2-1
5/17/99	Garry Valk	1:58	vs. Toronto	Game 6	L	3-4
5/13/99	Sergei Berezin	2:18	vs. Toronto	Game 4	L	2-3
5/2/99	Jaromir Jagr	8:59	vs. New Jersey	Game 6	W	3-2

OVERALL OVERTIME RECORD: 24-24 HOME OVERTIME RECORD: 13-15 ROAD OVERTIME RECORD: 11-9

OVERTIME GAMES CONTINUED

DATE	PLAYER	TIME	OPPONENT	GAME #	RESULT	SCORE
4/23/98	Benoit Brunet	18:43	vs. Montreal	Game 1	L	2-3
4/24/96	Petr Nedved	79:15	at Washington	Game 4	W	3-2
5/26/95	Neil Broten	18:36	at New Jersey	Game 4	L	1-2
5/14/95	Luc Robitaille	4:30	vs. Washington	Game 5	W	6-5
5/14/93	David Volek	5:16	vs. NY Islanders	Game 7	L	3-4
5/17/92	Jaromir Jagr	9:44	vs. Boston	Game 1	W	4-3
5/9/92	Ron Francis	2:47	vs. NY Rangers	Game 4	W	5-4
5/7/92	Kris King	1:29	vs. NY Rangers	Game 3	L	5-6
5/3/91	Vladimir Ruzicka	8:14	at Boston	Game 2	L	4-5
4/19/91	Kevin Stevens	8:10	vs. Washington	Game 2	W	7-6
4/5/91	Jaromir Jagr	8:52	vs. New Jersey	Game 2	W	5-4
4/21/89	Phil Bourque	12:08	at Philadelphia	Game 3	W	4-3
4/13/82	John Tonelli	6:10	at NY Islanders	Game 5	L	3-4
4/10/82	Rick Kehoe	4:14	vs. NY Islanders	Game 3	W	2-1
4/14/81	Mike Crombeen	25:16	at St. Louis	Game 5	L	3-4
4/14/79	George Ferguson	0:47	at Buffalo	Game 3	W	4-3
4/9/72	Pit Martin	0:12	vs. Chicago	Game 4	L	5-6
4/12/70	Michel Briere	8:28	at Oakland	Game 4	W	3-2

OVERALL OVERTIME RECORD: 24-24 HOME OVERTIME RECORD: 13-15 ROAD OVERTIME RECORD: 11-9

PLAYOFF SCORING

PLAYER	GP	G	A	PTS	PIMS	PLAYER	GP	G	A	PTS	PIMS
1. Mario Lemieux	107	76	96	172	87	49. Mark Eaton	50	4	9	13	14
2. Jaromir Jagr	140	65	82	147	121	50. Jiri Slegr	29	3	10	13	33
3. SIDNEY CROSBY	100	43	75	118	57	51. Brandon Sutter	33	8	4	12	4
4. EVGENI MALKIN	101	42	69	111	129	52. Craig Adams	77	7	5	12	64
5. Kevin Stevens	103	46	60	106	170	53. Tomas Sandstrom	36	7	5	12	50
6. Ron Francis	97	32	68	100	67	54. Jarome Iginla	15	4	8	12	16
7. Larry Murphy	74	15	57	72	73	55. Paul Stanton	44	2	10	12	66
8. CHRIS KUNITZ	82	17	36	53	71	56. Luc Robitaille	12	7	4	11	26
9. KRIS LETANG	93	15	38	53	97	57. Gregg Sheppard	17	4	7	11	2
10. Martin Straka	65	19	27	46	30	58. John Cullen	20	3	8	11	36
11. Sergei Gonchar	60	7	37	44	26	59. Jock Callander	22	3	8	11	12
12. Mark Recchi	29	10	28	38	33	60. Pierre Larouche	15	2	9	11	2
13. Rick Tocchet	32	15	22	37	68	61. Lowell MacDonald	15	6	4	10	8
14. Jordan Staal	73	23	13	36	34	62. Petr Sykora	27	6	4	10	16
15. PASCAL DUPUIS	77	14	19	33	44	63. Janne Laukkanen	29	4	6	10	24
16. Maxime Talbot	66	14	19	33	87	64. Andrew Ference	18	3	7	10	16
17. Joe Mullen	62	16	15	31	20	65. Alex Goligoski	15	2	8	10	2
18. Alex Kovalev	46	12	18	30	50	66. J.J. Daigneault	17	1	9	10	36
19. Tyler Kennedy	76	12	15	27	25	67. Dan Quinn	11	6	3	9	10
20. Marian Hossa	20	12	14	26	12	68. Bob Kelly	15	6	3	9	23
21. Paul Coffey	23	4	22	26	37	69. Bryan Smolinski	18	5	4	9	10
22. Phil Bourque	56	13	12	25	107	70. Aleksey Morozov	39	4	5	9	8
23. Bill Guerin	35	11	13	24	17	71. Kip Miller	13	2	7	9	19
24. Jan Hrdina	40	10	14	24	22	72. Dave Roche	16	2	7	9	51
25. Paul Martin	43	3	21	24	14	73. Colin Campbell	19	2	7	9	51
26. Petr Nedved	23	11	12	23	28	74. Zarley Zalapski	11	1	8	9	13
27. James Neal	38	11	11	22	50	75. ROB SCUDERI	67	1	7	8	16
28. Troy Loney	66	8	14	22	97	76. Michel Briere	10	5	3	8	17
29. Matt Cooke	58	5	16	21	95	77. Mike Bullard	9	4	4	8	4
30. Rick Kehoe	37	4	17	21	2	78. Gary Roberts	16	4	4	8	34
31. Rob Brown	41	9	10	19	34	79. Syl Apps	19	4	4	8	23
32. Robert Lang	45	7	12	19	6	80. Kevin Hatcher	24	4	4	8	20
33. Jean Pronovost	29	9	9	18	12	81. German Titov	11	3	5	8	4
34. Shawn McEachern	48	6	11	17	24	82. Randy Cunneynworth	11	3	5	8	26
35. Ryan Malone	25	6	10	16	25	83. Greg Malone	18	3	5	8	32
36. Ulf Samuelsson	66	4	12	16	123	84. Glen Murray	18	2	6	8	10
37. George Ferguson	22	4	11	15	13	85. Ryan Whitney	25	2	6	8	31
38. Matt Niskanen	39	3	12	15	25	86. Peter Taglianetti	39	1	7	8	83
39. Brooks Orpik	92	2	13	15	88	87. Peter Lee	19	0	8	8	4
40. Sergei Zubov	18	1	14	15	26	88. Chris Tamer	37	0	8	8	52
41. Rod Schutt	22	8	6	14	26	89. Ken Schinkel	13	6	1	7	4
42. Ruslan Fedotenko	32	7	7	14	8	90. Vic Hadfield	10	5	2	7	11
43. Bryan Trottier	46	7	7	14	57	91. Mark Johnson	10	4	3	7	6
44. Randy Carlyle	22	6	8	14	41	92. Stu Barnes	11	3	4	7	2
45. Ron Schock	29	2	12	14	23	93. Paul Gardner	10	2	5	7	10
46. Bob Errey	49	9	4	13	51	94. Dean Prentice	12	2	5	7	8
47. Jussi Jokinen	21	7	6	13	14	95. Scott Young	17	1	6	7	2
48. Ron Stackhouse	32	5	8	13	38	96. Ian Moran	61	1	6	7	20

PITTSBURGH PENGUINS PLAYOFF SCORING

PLAYER	GP	G	A	PTS	PIMS	PLAYER	GP	G	A	PTS	PIMS
97. Kjell Samuelsson	44	0	7	7	72	148. Jarkko Ruutu	25	2	1	3	36
98. Tom Barrasso	101	0	7	7	36	149. Chris Joseph	25	2	1	3	20
99. BEAU BENNETT	20	2	4	6	8	150. Wally Boyer	10	1	2	3	0
100. Gary McAdam	12	3	3	6	9	151. Dunc McCallum	10	1	2	3	12
101. Steve Sullivan	6	2	4	6	4	152. Bob Woytowich	10	1	2	3	2
102. Chuck Arnason	9	2	4	6	4	153. Georges Laraque	17	1	2	3	4
103. Jiri Hrdina	35	2	4	6	22	154. Jason Woolley	5	0	3	3	0
104. Miroslav Satan	17	1	5	6	11	155. Greg Hotham	5	0	3	3	6
105. Mike Ramsey	13	0	6	6	4	156. Jim Morrison	8	0	3	3	10
106. Orest Kindrachuk	7	4	1	5	7	157. Russ Anderson	10	0	3	3	28
107. Jeff Daniels	12	3	2	5	0	158. Bryan Hextall	14	0	3	3	43
108. Kevin Miller	18	3	2	5	8	159. Bob Boughner	29	0	3	3	37
109. Tyler Wright	30	3	2	5	40	160. Hal Gill	44	0	3	3	18
110. Ross Lonsberry	17	2	3	5	13	161. Mike Needham	14	2	0	2	4
111. A. Ponikarovsky	11	1	4	5	4	162. Nick Spaling	5	1	1	2	4
112. Norm Maciver	12	1	4	5	8	163. Stan Gilbertson	3	1	1	2	2
113. Dave Tippett	12	1	4	5	14	164. Nick Libbette	5	1	1	2	0
114. Jim Paek	27	1	4	5	8	165. Rick MacLeish	5	1	1	2	0
115. Gord Roberts	43	1	4	5	95	166. Kevin McClelland	5	1	1	2	5
116. Tom Bladon	8	0	5	5	2	167. Bob Stewart	5	1	1	2	2
117. Jim Johnson	11	0	5	5	44	168. Dave Michayluk	7	1	1	2	0
118. Josef Beranek	29	0	5	5	8	169. Pat Price	10	1	1	2	49
119. OLLI MAATTA	13	0	4	4	0	170. Brad Lauer	12	1	1	2	4
120. BEN LOVEJOY	14	0	4	4	4	171. Mike Rupp	18	1	1	2	12
121. Pat Boutette	5	3	1	4	8	172. Grant Jennings	38	1	1	2	38
122. Arron Asham	10	3	1	4	12	173. IAN COLE	5	0	2	2	8
123. Nick Harbaruk	14	3	1	4	20	174. M-A FLEURY	98	0	2	2	4
124. Adam Hall	17	3	1	4	8	175. Darryl Edestrand	4	0	2	2	0
125. Mario Faubert	10	2	2	4	6	176. Greg Polis	4	0	2	2	0
126. Duane Rupp	10	2	2	4	8	177. Michel Ouellet	5	0	2	2	6
127. Brenden Morrow	14	2	2	4	8	178. Glen Sather	10	0	2	2	17
128. Darius Kasparaitis	38	2	2	4	50	179. Gord Dineen	11	0	2	2	8
129. Philippe Boucher	9	1	3	4	4	180. Steve Downie	5	0	2	2	4
130. Wayne Primeau	18	1	3	4	2	181. Mark Letestu	11	0	2	2	0
131. Dave Burrows	20	1	3	4	16	182. Zbynek Michalek	13	0	2	2	0
132. Joe Dziedzic	21	1	3	4	23	183. Val Fonteyne	14	0	2	2	2
133. Francois Leroux	33	1	3	4	34	184. Matthew Barnaby	24	0	2	2	64
134. Keith McCreary	11	0	4	4	6	185. Blake Comeau	5	1	0	1	8
135. Fredrik Olausson	11	0	4	4	2	186. John Slaney	2	1	0	1	2
136. Bob Leiter	4	3	0	3	0	187. Len Barrie	4	1	0	1	8
137. Jim Hamilton	6	3	0	3	0	188. Greg Johnson	5	1	0	1	2
138. Eddie Olczyk	11	3	0	3	16	189. Chris Conner	8	1	0	1	0
139. PATRIC HORNQVIST	5	2	1	3	2	190. Peter Laframboise	9	1	0	1	0
140. Andre St. Laurent	5	2	1	3	8	191. Pat Falloon	10	1	0	1	2
141. Brian Gibbons	8	2	1	3	2	192. Greg Andrusak	12	1	0	1	6
142. Blair Chapman	10	2	1	3	9	193. Bobby Dollas	13	1	0	1	6
143. Troy Murray	12	2	1	3	12	194. Tanner Glass	13	1	0	1	8
144. Lee Stempniak	13	2	1	3	6	195. Dan Kesa	13	1	0	1	0
145. Douglas Murray	15	2	1	3	32	196. Randy Gilhen	16	1	0	1	14
146. Brad Werenka	19	2	1	3	14	197. DAVID PERRON	5	0	1	1	4
147. Rene Corbet	24	2	1	3	21	198. Pete Mahovlich	2	0	1	1	0

PITTSBURGH PENGUINS PLAYOFF SCORING

PLAYER	GP	G	A	PTS	PIMS	PLAYER	GP	G	A	PTS	PIMS
199. Don Awrey	3	0	1	1	0	249. Victor Ignatjev	1	0	0	0	2
200. Wayne Bianchin	3	0	1	1	6	250. Andreas Johansson	1	0	0	0	0
201. Jacques Cossette	3	0	1	1	4	251. Paul Marshall	1	0	0	0	0
202. Dave McLlwain	3	0	1	1	0	252. Peter Skudra	1	0	0	0	0
203. Eric Tangradi	3	0	1	1	0	253. Jocelyn Thibault	1	0	0	0	0
204. Ed Van Impe	3	0	1	1	2	254. Wendell Young	1	0	0	0	0
205. Tim Horton	4	0	1	1	2	255. Richard Zemlak	1	0	0	0	10
206. Al McDonough	4	0	1	1	0	256. Mike Corrigan	2	0	0	0	0
207. Eddie Shack	4	0	1	1	15	257. Chris Dahlquist	2	0	0	0	0
208. Colby Armstrong	5	0	1	1	11	258. Todd Hlushko	2	0	0	0	0
209. Frank Pietrangelo	5	0	1	1	2	259. Michal Rozsival	2	0	0	0	4
210. Gary Rissling	5	0	1	1	4	260. Bob Simpson	2	0	0	0	0
211. Greg Brown	6	0	1	1	4	261. Lex Hudson	2	0	0	0	0
212. Richard Park	6	0	1	1	4	262. Brent Johnson	3	0	0	0	2
213. Barry Wilkins	6	0	1	1	4	263. Craig Muni	3	0	0	0	0
214. Marc Chorney	7	0	1	1	2	264. Larry Bignell	3	0	0	0	2
215. Bob Paradise	7	0	1	1	17	265. Brian Bonin	3	0	0	0	0
216. Robert Bortuzzo	8	0	1	1	4	266. Randy Boyd	3	0	0	0	11
217. Bob McManama	8	0	1	1	6	267. Kim Clackson	3	0	0	0	37
218. Dennis Owchar	8	0	1	1	6	268. Corey Foster	3	0	0	0	4
219. Dave Hannan	8	0	1	1	4	269. Al Smith	3	0	0	0	0
220. Marcel Goc	9	0	1	1	4	270. Simon Nolet	3	0	0	0	0
221. Paul Baxter	10	0	1	1	42	271. Ronald Petrovicky	3	0	0	0	2
222. Tracy Pratt	10	0	1	1	51	272. Michel Plasse	3	0	0	0	0
223. Alex Hicks	11	0	1	1	4	273. Brian Strait	3	0	0	0	0
224. Marc Bergevin	12	0	1	1	2	274. Stefan Bergkvist	4	0	0	0	2
225. Deryk Engelland	13	0	1	1	22	275. Steve Cardwell	4	0	0	0	2
226. Dmitri Mironov	15	0	1	1	10	276. Erik Christensen	4	0	0	0	6
227. Randy Hillier	17	0	1	1	73	277. Kim Davis	4	0	0	0	0
228. Neil Wilkinson	20	0	1	1	18	278. Pat Graham	4	0	0	0	2
229. Joe Vitale	23	0	1	1	22	279. Jim Rutherford	4	0	0	0	0
230. Ken Wregget	26	0	1	1	9	280. Mike Stapleton	4	0	0	0	0
231. Hans Jonsson	27	0	1	1	14	281. Dale Tallon	4	0	0	0	4
232. Taylor Chorney	5	0	0	0	2	282. Michel Dion	5	0	0	0	0
233. BRIAN DUMOULIN	5	0	0	0	0	283. Jay McKee	5	0	0	0	2
234. Maxim Lapierre	5	0	0	0	0	284. Rusty Fitzgerald	5	0	0	0	4
235. Jayson Megna	2	0	0	0	0	285. Pat Hughes	5	0	0	0	21
236. SCOTT WILSON	3	0	0	0	0	286. Dan LaCouture	5	0	0	0	2
237. Daniel Winnik	5	0	0	0	2	287. Josef Melichar	5	0	0	0	2
238. Tomas Vokoun	11	0	0	0	0	288. Krzysztof Oliwa	5	0	0	0	16
239. Jean-Sebastien Aubin	1	0	0	0	0	289. Sean Pronger	5	0	0	0	4
240. Drake Berehowsky	1	0	0	0	0	290. Doug Brown	6	0	0	0	2
241. Larry DePalma	1	0	0	0	0	291. Simon Despres	6	0	0	0	2
242. Steve Dykstra	1	0	0	0	2	292. Les Binkley	7	0	0	0	0
243. Nils Ekman	1	0	0	0	0	293. Bob Blackburn	7	0	0	0	4
244. Maxim Galanov	1	0	0	0	0	294. Martin Sonnenberg	7	0	0	0	0
245. Mathieu Garon	1	0	0	0	0	295. Jordan Leopold	8	0	0	0	2
246. Steve Gatzos	1	0	0	0	0	296. Milan Kraft	8	0	0	0	2
247. Tuomas Gronman	1	0	0	0	0	297. Jim McKenzie	8	0	0	0	4
248. Greg Hawgood	1	0	0	0	0	298. Alek Stojanov	9	0	0	0	19

PITTSBURGH PENGUINS PLAYOFF SCORING

PLAYER	GP	G	A	PTS	PIMS
299. Rod Buskas	10	0	0	0	23
300. Dennis Herron	10	0	0	0	5
301. Greg Millen	10	0	0	0	0
302. Peter Popovic	10	0	0	0	10
303. Mike Hudson	11	0	0	0	6
304. Ron Tugnutt	11	0	0	0	2
305. Lew Morrison	13	0	0	0	0
306. Jay Caufield	14	0	0	0	30
307. Bryan Watson	14	0	0	0	38
308. Johan Hedberg	18	0	0	0	0
BENCH					34

TEAM SCORING

SERIES

MOST GOALS - BOTH TEAMS

2-Game Series	15	1975	PIT 9 - STL 6
3-Game Series	23	1977	TOR 13 - PIT 10
4-Game Series	30	1989	PIT 19 - NYR 11
5-Game Series	41	1981	PIT 21 - STL 20
6-Game Series	56	2012	PHI 30 - PIT 26
7-Game Series	55	1995	PIT 29 - WSH 26
	55	1989	PHI 31 - PIT 24

MOST GOALS - PITTSBURGH

2-Game Series	9	1975	vs. St. Louis
3-Game Series	10	1977	vs. Toronto
4-Game Series	20	2009	vs. Carolina
5-Game Series	23	1993	vs. New Jersey
6-Game Series	28	1991	vs. Minnesota
7-Game Series	29	1995	vs. Washington

MOST GOALS - OPPONENTS

2-Game Series	6	1975	St. Louis
3-Game Series	13	1977	Toronto
4-Game Series	16	1979	Boston
5-Game Series	22	1982	NY Islanders
6-Game Series	30	2012	Philadelphia
7-Game Series	31	1989	Philadelphia

FEWEST GOALS - BOTH TEAMS

2-Game Series	15	1975	PIT 9 - STL 6
3-Game Series	11	1976	TOR 8 - PIT 3
4-Game Series	14	2013	BOS 12 - PIT 2
5-Game Series	19	2015	NYR 11 - PIT 8
6-Game Series	24	2001	PIT 14 - WSH 10
7-Game Series	29	2014	PIT 14 - NYR 15

FEWEST GOALS - PITTSBURGH

2-Game Series	9	1975	vs. St. Louis
3-Game Series	3	1976	vs. Toronto
4-Game Series	2	2013	vs. Boston
5-Game Series	7	2001	vs. New Jersey
6-Game Series	10	1970	vs. St. Louis
7-Game Series	14	2014	vs. NY Rangers
		2011	vs. Tampa Bay
		2009	vs. Detroit

FEWEST GOALS - OPPONENTS

2-Game Series	6	1975	St. Louis
3-Game Series	8	1976	Toronto
4-Game Series	5	2008	Ottawa
5-Game Series	8	2000	Washington
6-Game Series	10	2001	Washington
7-Game Series	15	2014	NY Rangers

MOST POWER-PLAY GOALS

Pittsburgh	11	1992	vs. Washington
Opponents	12	2012	Philadelphia
Both Teams	21	2012	PHI 12 - PIT 9

MOST POWER-PLAY CHANCES

Pittsburgh	42	1989	vs. Philadelphia
	42	1995	vs. Washington
Opponents	44	1995	Washington
Both Teams	86	1995	WSH 44 - PIT 42

MOST PENALTIES

Pittsburgh	85	1989	vs. Philadelphia
Opponents	95	1989	Philadelphia
Both Teams	180	1989	PHI 95 - PIT 85

FEWEST PENALTIES

Pittsburgh	9	1975	vs. St. Louis
Opponents	14	2009	vs. Detroit
Both Teams	24	1975	STL 15 - PIT 9

MOST PENALTY MINUTES

Pittsburgh	242	1989	vs. Philadelphia
Opponents	270	1989	Philadelphia
Both Teams	512	1989	PHI 270 - PIT 242

FEWEST PENALTY MINUTES

Pittsburgh	18	1975	vs. St. Louis
Opponents	30	2001	vs. New Jersey
Both Teams	61	1976	TOR 36 - PIT 25

PITTSBURGH PENGUINS TEAM RECORDS

GAME

LARGEST MARGIN OF VICTORY

Home	7	4/20/93	7-0 vs. New Jersey
Road	8	5/25/91	8-0 at Minnesota

LARGEST MARGIN OF DEFEAT

Home	6	4/23/11	8-2 vs. Tampa Bay
Road	7	4/7/82	8-1 at NY Islanders

MOST GOALS

Both Teams, Home	17	4/25/89	10-7 win vs. PHI
Both Teams, Road	13	4/18/12	10-3 win at PHI
Pittsburgh, Home	10	4/25/89	10-7 win vs. PHI
Pittsburgh, Road	10	4/18/12	10-3 win at PHI
Opponent, Home	8	4/13/12	8-5 loss vs. PHI
		4/13/11	8-2 loss vs. TBL
		4/13/80	8-3 loss vs. BOS
Opponent, Road	8	4/15/12	8-4 loss at PHI
		4/7/82	8-1 loss at NYI

MOST POWER-PLAY GOALS

For	4	4/18/12	at Philadelphia
		4/30/10	vs. Montreal
		4/29/92	vs. Washington
Against	4	4/15/12	at Philadelphia
		4/23/11	vs. Tampa Bay
Both Teams	7	4/18/12	PIT 4 - PHI 3

MOST POWER-PLAY CHANCES

For	12	4/23/92	vs. Washington
Against	11	4/23/92	vs. Washington
Both Teams	23	PIT 12 - WSH 11	

MOST SHORTHANDED GOALS

For	2	4/23/97	vs. Philadelphia
Against	2	Six Times, Last	4/13/12 vs. Philadelphia

MOST SHOTS

Pittsburgh, Regulation	53	4/11/08	vs. Ottawa
Pittsburgh, Overtime	65	4/24/96	at Washington
Opponent, Regulation	61	5/4/96	at Florida
Opponent, Overtime	72	5/4/00	vs. Philadelphia

MOST SAVES

Pittsburgh, Regulation	56	5/24/96	at Florida
Pittsburgh, Overtime	70	5/4/00	vs. Philadelphia
Opponent, Regulation	49	4/26/70	vs. St. Louis
Opponent, Overtime	61	4/24/96	at Washington

FEWEST SHOTS

Pittsburgh	13	5/4/99	at New Jersey
Opponent	15	5/7/14	at NY Rangers

FEWEST SAVES

Pittsburgh	13	5/7/14	at NY Rangers
Opponent	9	5/4/95	at New Jersey

MOST PENALTIES

Both Teams, Home	48	4/6/89	PIT 25 - NYR 23
Both Teams, Road	37	4/29/00	PIT 15 - PHI 22
Pittsburgh	25	4/6/89	vs. NY Rangers
Opponent	23	4/6/89	vs. NY Rangers

FEWEST PENALTIES

Both Teams, Home	5	5/17/01	PIT 3 - NJD 3
Both Teams, Road	3	5/1/92	PIT 2 - WSH 1
Pittsburgh	0	5/13/09	at Washington
Opponents	1	4/16/15	at NY Rangers
		5/22/01	at New Jersey
		5/4/99	at New Jersey
		5/1/92	at Washington

MOST PENALTY MINUTES

Both Teams, Home	125	4/25/89	PHI 79 - PIT 46
Both Teams, Road	154	4/29/00	PHI 104 - PIT 50
Pittsburgh	83	4/19/70	at St. Louis
Opponent	104	4/29/00	at Philadelphia

FEWEST PENALTY MINUTES

Both Teams, Home	10	5/17/01	PIT 6 - NJD 4
Both Teams, Road	6	5/1/92	PIT 4 WSH 2
Pittsburgh	0	5/13/09	at Washington
Opponents	2	4/16/15	at NY Rangers
		5/22/01	at New Jersey
		5/4/99	at New Jersey
		5/1/92	at Washington

PITTSBURGH PENGUINS TEAM RECORDS

PERIOD

MOST GOALS

Both Teams, Home	7	4/25/89	PIT 6 - PHI 1
		4/6/89	PIT 5 - NYR 2
Both Teams, Road	8	4/20/10	PIT 5 - OTT 3
		5/8/93	PIT 4 - NYI 4
Pittsburgh, Home	6	4/25/89	vs. Philadelphia
Pittsburgh, Road	5	4/18/12	at Philadelphia
		4/20/10	at Ottawa
Opponent, Home	5	4/13/80	vs. Boston
Opponent, Road	4	4/15/12	at Philadelphia
		5/8/93	at NY Islanders
		4/8/82	at NY Islanders

MOST SHOTS

Pittsburgh, Home	21	4/26/14	vs. Columbus
		4/15/75	vs. NY Islanders
Pittsburgh, Road	20	5/7/96	at NY Rangers
Opponent, Home	28	4/21/97	vs. Philadelphia
Opponent, Road	23	5/24/96	at Florida

MOST SAVES

Pittsburgh	27	4/21/97	vs. Philadelphia
Opponent	21	4/15/75	vs. NY Islanders

FEWEST SAVES

Pittsburgh	1	4/21/01	vs. Washington
		4/19/94	vs. Washington
Opponent	1	5/5/14	at NY Rangers
		6/12/09	at Detroit

FEWEST SHOTS

Pittsburgh	1	5/5/14	at NY Rangers
		6/12/09	at Detroit
		5/19/92	vs. Boston
Opponent	1	4/21/01	at Washington
		4/19/94	vs. Washington

MOST PENALTIES

Both Teams, Home	24	4/6/89	vs. NY Rangers
Both Teams, Road	24	4/29/00	at Philadelphia
Pittsburgh	15	4/29/00	at Philadelphia
Opponent	22	4/29/00	at Philadelphia

MOST PENALTY MINUTES

Both Teams, Home	84	4/25/89	PHI 51 - PIT 33
Both Teams, Road	128	4/29/00	PHI 92 - PIT 36
Pittsburgh, Home	35	5/17/91	vs. Minnesota
Pittsburgh, Road	40	4/19/70	at St. Louis
Opponent, Home	51	4/25/89	vs. Philadelphia
Opponent, Road	92	4/29/00	at Philadelphia

FASTEST GOALS

BY ONE PENGUINS PLAYER

Two	0:11	4/17/96 vs. Washington	Petr Nedved
------------	------	------------------------	-------------

OVERALL BY PENGUINS

Two	0:07	4/13/80 vs. Boston	Ron Stackhouse and Rick Kehoe
Three	1:29	5/10/93 vs. NY Islanders	Mario Lemieux, Rick Tocchet and Larry Murphy
Four	4:52	4/5/89 vs. Philadelphia	Mario Lemieux (3) and Bob Errey

OVERALL BY OPPONENT

Two	0:25	4/24/75 at NY Islanders	Ed Westfall and Garry Howatt (both ENG)
------------	------	-------------------------	---

AT START OF GAME

by Penguins	0:15	4/13/12 vs. Philadelphia	Sidney Crosby
		4/8/81 at St. Louis	Greg Malone
by Opponent	0:14	4/26/97 at Philadelphia	Eric Lindros

AT START OF PERIOD OTHER THAN FIRST

by Pittsburgh	0:12	4/14/08 at Ottawa	Sidney Crosby
by Opponent	0:06*	4/25/89 vs. Philadelphia	Pelle Eklund

*NHL record

TEAM LEADERS

HAT TRICKS

FOR PITTSBURGH			
PLAYER	DATE	OPPONENT	GOALTENDER(S)
Ken Schinkel	4/11/70	at Oakland	Gary Smith
Mario Lemieux#	4/25/89	vs. Philadelphia	Ron Hextall
Kevin Stevens*	5/21/91	at Boston	Andy Moog
Mario Lemieux	4/23/92	vs. Washington	Don Beaupre
Ron Francis	5/9/92	vs. NY Rangers	Mike Richter/John Vanbiesbrouck (2)
Mario Lemieux	5/11/96	vs. NY Rangers	Mike Richter
Jaromir Jagr	5/11/96	vs. NY Rangers	Mike Richter
Martin Straka	4/25/99	at New Jersey	Martin Brodeur
Sidney Crosby	5/4/09	at Washington	Semyon Varlamov
Evgeni Malkin	5/21/09	vs. Carolina	Cam Ward
Jordan Staal	4/18/12	at Philadelphia	Ilya Bryzgalov/ Sergei Bobrovsky (2)
Sidney Crosby	5/17/13	vs. Ottawa	Craig Anderson
James Neal	5/24/13	vs. Ottawa	Craig Anderson
Evgeni Malkin	4/28/14	at Columbus	Sergei Bobrovsky

FOR OPPONENTS			
PLAYER	DATE	OPPONENT	GOALTENDER(S)
Bobby Hull	4/9/72	vs. Chicago	Jim Rutherford
Dino Ciccarelli	4/25/92	vs. Washington	Tom Barrasso/Ken Wregget (2)
Dirk Graham	5/30/92	at Chicago	Tom Barrasso
Andy Delmore	5/7/00	at Philadelphia	Ron Tugnutt (2)/ Peter Skudra
Alex Ovechkin	5/4/09	at Washington	Marc-Andre Fleury
Sean Couturier	4/13/12	vs. Philadelphia	Marc-Andre Fleury
Claude Giroux	4/13/12	vs. Philadelphia	Marc-Andre Fleury (2)/Empty Net

*Four Goals #Five Goals, NHL Record

PENALTY SHOTS

FOR PITTSBURGH				
PLAYER	DATE	OPPONENT	GOALTENDER(S)	RESULT
Jaromir Jagr	5/11/92	vs. NY Rangers	John Vanbiesbrouck	GOAL
Shawn McEachern	5/13/92	vs. NY Rangers	John Vanbiesbrouck	No Goal
Aleksey Morozov	4/23/98	vs. Montreal	Andy Moog	No Goal
Martin Straka	5/2/01	vs. Buffalo	Dominik Hasek	No Goal
Evgeni Malkin	5/1/08	at NY Rangers	Henrik Lundqvist	No Goal
Chris Conner	4/25/11	at Tampa Bay	Dwayne Roloson	No Goal

FOR OPPONENTS				
PLAYER	DATE	OPPONENT	GOALTENDER(S)	RESULT
Michal Pivonka	5/10/95	at Washington	Tom Barrasso	No Goal
Joe Juneau	4/24/96	at Washington	Ken Wregget	No Goal

PITTSBURGH PENGUINS TEAM LEADERS

SHUTOUTS

FOR PITTSBURGH					FOR OPPONENTS				
GOALTENDER	DATE	OPPONENT	SCORE	SAVES	GOALTENDER	DATE	OPPONENT	SCORE	SAVES
Michel Plasse	4/8/76	vs. Toronto	2-0	21	Jacques Plante	4/28/70	at St. Louis	5-0	21
Frank Pietrangelo	4/15/91	vs. New Jersey	4-0	27	Gary Smith	4/8/72	vs. Chicago	2-0	31
Tom Barrasso	4/25/91	at Minnesota	8-0	39	Glenn Resch	4/26/75	vs. NY Islanders	1-0	30
Tom Barrasso	5/30/92	at Chicago	1-0	27	Wayne Thomas	4/9/76	at Toronto	4-0	26
Tom Barrasso	4/20/93	vs. New Jersey	7-0	36	Don Beaupre	4/21/94	at Washington	2-0	27
Tom Barrasso	5/4/93	vs. NY Islanders	3-0	26	Andy Moog	5/3/98	at Montreal	3-0	21
Ken Wregget	5/18/95	vs. Washington	3-0	33	Olaf Kolzig	4/12/01	at Washington	1-0	16
Tom Barrasso	5/28/96	vs. Florida	3-0	28	Martin Brodeur	5/17/01	vs. New Jersey	3-0	20
Tom Barrasso	5/7/99	at Toronto	2-0	20	Martin Brodeur	5/19/01	vs. New Jersey	5-0	21
Ron Tugnutt	4/13/00	at Washington	7-0	32	Ray Emery	4/19/07	at Ottawa	3-0	20
Ron Tugnutt	4/27/00	at Philadelphia	2-0	28	Henrik Lundqvist	5/1/08	at NY Rangers	3-0	29
Johan Hedberg	4/16/01	vs. Washington	3-0	34	Chris Osgood	5/24/08	at Detroit	4-0	19
Johan Hedberg	4/26/01	at Buffalo	3-0	25	Chris Osgood	5/26/08	at Detroit	3-0	22
Marc-Andre Fleury	4/9/08	vs. Ottawa	4-0	26	Martin Biron	4/23/09	vs. Philadelphia	3-0	28
Marc-Andre Fleury	4/27/08	vs. NY Rangers	2-0	26	Chris Osgood	6/6/09	at Detroit	5-0	22
Marc-Andre Fleury	5/18/08	vs. Philadelphia	6-0	21	Dwayne Roloson	4/27/11	vs. Tampa Bay	1-0	36
Marc-Andre Fleury	5/4/10	at Montreal	2-0	18	Tuukka Rask	6/1/13	vs. Boston	3-0	29
Marc-Andre Fleury	4/13/11	vs. Tampa Bay	3-0	32	Tuukka Rask	6/7/13	at Boston	1-0	26
Marc-Andre Fleury	5/1/13	vs. NY Islanders	5-0	26					
Tomas Vokoun	5/9/13	vs. NY Islanders	4-0	31					
Marc-Andre Fleury	5/4/14	vs. NY Rangers	3-0	22					
Marc-Andre Fleury	5/5/14	at NY Rangers	2-0	35					

OPPONENT PLAYOFF LEADERS

SCORING LEADERS

PLAYER	TEAM(S)	GP	G	A	PTS	PIM
Peter Bondra	Washington	39	19	12	31	32
Michal Pivonka	Washington	31	8	18	26	60
Calle Johansson	Washington	36	8	17	25	14
Dale Hunter	Washington	27	7	17	24	87
Joe Juneau	Washington	22	6	18	24	29
Claude Giroux	Philadelphia	12	8	11	19	17
Daniel Alfredsson	Ottawa	18	7	11	18	14
Mike Ridley	Washington	18	3	15	18	4
Sergei Gonchar	WSH/OTT	29	6	11	17	18
Jaromir Jagr	NYR/PHI/BOS	15	4	13	17	12
Tim Kerr	PHI/NYR	4	11	5	16	2
Brian Rafalski	NJD/DET	18	6	10	16	6
Dimitri Khristich	Washington	28	6	10	16	25
Mark Recchi	MTL/PHI	12	5	11	16	6
Brian Leetch	NY Rangers	15	4	12	16	6
Brian Propp	PHI/MIN	13	7	8	15	12
Steve Konowalchuk	Washington	26	5	10	15	34

GOALTENDING LEADERS (MIN: 3 GAMES)

GOALTENDER	TEAM(S)	GP	MP	GA	SO	GAA	W-L
Tuukka Rask	Boston	4	275	2	2	0.44	4-0
Glenn Resch	NY Islanders	4	240	4	1	1.00	4-0
Jacques Plante	St. Louis	3	180	4	1	1.33	2-1
Chris Osgood	Detroit	13	826	23	3	1.67	7-6
Dwayne Roloson	Tampa Bay	7	441	13	1	1.77	4-3
Wayne Thomas	Toronto	5	300	9	1	1.80	3-2
Ray Emery	Ottawa	5	299	10	1	2.01	4-1
Martin Brodeur	New Jersey	17	1041	35	2	2.02	11-6
Curtis Joseph	Toronto	6	363	13	0	2.15	4-2
Gerry Cheevers	Boston	9	540	20	0	2.22	7-2
Henrik Lundqvist	NY Rangers	17	1033	35	1	2.03	9-8
Dominik Hasek	CHI/BUF	8	505	20	0	2.38	3-5
Jaroslav Halak	Montreal	7	403	16	0	2.38	4-3
Olaf Kolzig	Washington	18	1044	42	1	2.41	6-11
Gary Smith	OAK/CHI	5	308	13	1	2.53	1-4
Garth Snow	Philadelphia	5	300	13	0	2.60	4-1
John Vanbiesbrouck	NYR/FLA	13	712	31	0	2.61	4-9
Byron Dafoe	Washington	3	138	6	0	2.61	0-2
Don Beaupre	Washington	16	937	44	1	2.82	8-7
Pascal Leclaire	Ottawa	3	211	10	0	2.84	1-2
Martin Biron	Philadelphia	11	673	34	1	3.03	3-8

MEDIA INFORMATION



The Official
Health Care Provider Of The
Pittsburgh Penguins.®

(And the fans who stick by them.)

The same leading doctors, researchers, nurses
and therapists trusted by the Penguins® are also trusted by
their loyal fans. To learn more, visit UPMC.com.



UPMC LIFE
CHANGING
MEDICINE

Affiliated with the University of Pittsburgh School of Medicine, UPMC is ranked among the nation's best hospitals by U.S. News & World Report.



MEDIA-ONLY WEBSITE:

Members of the media are encouraged to visit the media-only website for daily news clippings, stats, game notes, schedule updates and the most up-to-date team information. This website was created as a courtesy to our working media, and is intended to be used by members of the media who are credentialed through the Pittsburgh Penguins.

Please contact Jason Seidling (jseidling@pittsburghpenguins.com) for access to the site.

www.pittsburghpenguins.com/media

MEDIA ENTRANCE:

Members of the media can access CONSOL Energy Center through the administrative entrance located near the corner of Fifth Avenue and Washington Place, just to the right of the People's Gas box office.

Media with proper accreditation should proceed to the 1st floor, using the elevators just inside the administrative entrance. Media will pass through three sets of double doors before turning right down the hallway towards the media areas. The media workroom will be on the left and the elevators to the media level are located further down the hallway to the right.

The Penguins require all members of the media to display credentials at all times inside CONSOL Energy Center.

MEDIA WORKROOM:

The media workroom is located on the lower level in the south end of the building. Members of the media and game night staff must show passes or credentials at the door for admittance. The media room will be open two hours prior to the start of each game with dinner and beverages available for purchase.

The media workroom is equipped with wireless Internet, telephones, electrical outlets and a mult box. The media room is open to the media on all game days.

MEDIA LEVEL:

The media level is located on the east side of the building above sections 216-223. It is for game personnel and working members of the media only. Designated elevators to the media level are located down the hallway from the media room in the south end of the building. Take the elevators to the 7th floor and exit to the right.

Please note that ALL seats in the media level are assigned and media should refer to the posted seating charts for direction.

INDIVIDUAL GAME CREDENTIALS:

Game-by-game credentials will be issued based on availability and should be reserved as early as possible. Major daily newspapers, radio and television will receive priority in handling game-by-game requests. Requests from independent websites, freelance writers or blogs will not be fulfilled. These requests must be submitted to Dave Uhrmacher (duhrmacher@pittsburghpenguins.com) no later than 48 hours prior to the game. **THERE WILL BE NO EXCEPTIONS.**

Game-by-game credentials can be picked up at the designated media entrance located to the right of the box office along Fifth Avenue two hours prior to game time.

PHOTOGRAPHERS:

Penguins team photographers and photographers affiliated with major media outlets that cover the team on a regular basis will be given priority for ice-level positions. All photographers at ice-level will be shooting through open holes in the glass. Single-game photographer credentials will be available on a game-by-game basis and assignments may rotate each period. Photo assignments will be posted in the media workroom and the photographer workroom prior to each game.

The Penguins will provide stools to be used at all ice-level photo positions. The stools will be numbered and available for pick up inside the photographer workroom. All stools must be signed out and returned to the workroom at the end of the night. The Penguins require that all ice-level photographers use the provided stools as a courtesy to our fans.

TELEVISION CREWS:

Due to seating limitations, television crews will not be assigned seating in the media level. Only on-air talent will be assigned seats in the media level. Television crews are asked to view the game in the media workroom. **TV crews are not permitted to shoot highlight footage of game action.**

LOCKER ROOM ACCESS:

The locker rooms are located behind the player benches on the west side of the building on the lower level. Both are accessible via the hallway from the media workroom.

The Penguins locker room will open no later than five minutes after the conclusion of the game per NHL regulations. Please be advised that this includes allotted time for post-game television interviews and the three stars ceremony. The Penguins training room, lounge and the players' dressing area is off-limits to the media at all times. The entrance to the Penguins locker room is through the double doors across from Suite 66 on the lower level.

At the conclusion of practice, the locker room will be open as per NHL requirements. Media are not permitted to access the Penguins runway at any time during practices or morning skates.

Only working members of the media with proper media credentials will be admitted to the locker rooms. Interns are permitted in the locker room in a working capacity. They are not permitted to observe or "assist" full-time members of the media during availability. Still photography is prohibited inside the locker room.

POST-GAME PROCEDURES:

Post-game briefings with Penguins head coach Mike Johnston will be held after each game in the media room. Wireless Internet and a mult box will be available in the media room.

Post-game availability with the visiting head coach will be in the hallway near the visiting locker room.

Post-game audio from both coaches is available by accessing the media-only website or via email. Please see a member of the communications staff prior to the start of the game to be added to the distribution list.

SERVICES:

Game notes and statistics will be available online and in the media workroom prior to practices and morning skates as well as the media level on game nights. Additional information from the NHL and media releases will also be available at these locations throughout the regular season.

COMMUNICATIONS DEPARTMENT

Tom McMillan	412-255-1828	Vice President Communications tmcmillan@pittsburghpenguins.com
Jennifer Bullano	412-255-1777	Sr. Director of Communications jbullano@pittsburghpenguins.com
Jason Seidling	412-255-1804	Manager of Communications jseidling@pittsburghpenguins.com
Dave Uhrmacher	412-255-1809	Communications Graduate Assistant duhrmacher@pittsburghpenguins.com
Sam Kasan	412-255-1893	Director of Content skasan@pittsburghpenguins.com
Michelle Crechiolo	412-255-1825	Manager of Content mcrechiolo@pittsburghpenguins.com




Game summaries are available after each period in the media level. Final game summaries are distributed in the media level and media workroom after the game. If you require any special needs, please see a member of the Penguins communications staff.

PRACTICES AND MORNING SKATES:

Practice sessions are open to all accredited members of the media. Please confirm location and time by visiting the media-only website as last minutes changes may occur. **Credentials are required at practices.**

RADIO NETWORK:

"The X", 105.9 FM, will serve as the Penguins' flagship radio station for the 2013-14 season. Hall of Famer Mike Lange and two-time Stanley Cup champion Phil Bourque will call the action for all 82 games. "The X" is part of the Clear Channel Communications group.

TELEVISION COVERAGE:

ROOT SPORTS continues its extraordinary coverage of Penguins games this season, producing a minimum of 70 games. Paul Steigerwald and two-time Stanley Cup champion Bob Errey will call the action along with rink-side reporter, Dan Potash.

ROOT SPORTS BROADCAST TEAM

PAUL STEIGERWALD PLAY-BY-PLAY ANNOUNCER



Pittsburgh native Paul Steigerwald is in his 10th season as play-by-play announcer for Penguins telecasts on ROOT SPORTS.

He spent six seasons as the radio voice of the Penguins and the previous 14 seasons as color commentator on Penguins TV and radio broadcasts.

“Staggy,” a tireless worker and interviewer, is well-known by coaches and players across the NHL.

Steigerwald developed his interest in hockey as a youngster in the South Hills – in part because his neighbor, former Penguins GM Jack Riley, gave local kids tickets to attend Penguins games.

He attended Kent State University, where he worked as one of the hockey club's broadcasters, and began his professional broadcasting career with the Johnstown Red Wings (EHL) in 1979.

Steigerwald joined the Penguins organization in 1980 as director of marketing and also served as intermission host for radio and television broadcasts. In 1985, he joined the broadcast team as a color commentator. He left the Penguins front office in 1988 for a position in the sports department of KDKA-TV, but still maintained his color commentator duties.

In addition, Steigerwald served as play-by-play broadcaster with the Altoona Curve baseball club during the 2005, '06 and '07 seasons.

BOB ERREY COLOR ANALYST



Bob Errey is in his 12th season on Penguins television broadcasts, where he joins Paul Steigerwald.

Previously, Errey worked as the color commentator for Penguins radio broadcasts alongside Steigerwald for four seasons.

Errey was the Penguins' first-round draft pick in 1983 and played 11 seasons in Pittsburgh, recording 132 goals, 272 points and 651 penalty minutes in 572 games.

A speedy two-way winger and excellent penalty killer, Errey was a key member of team's two Stanley Cup championships in 1991 and '92.

Errey also played for Buffalo, San Jose, Detroit, Dallas and the New York Rangers in a 15-year NHL career. In 895 games, he registered 170 goals, 382 points and 1,005 penalty minutes.



PENGUINS RADIO NETWORK

MIKE LANGE PLAY-BY-PLAY ANNOUNCER



One of the most unique broadcasters in professional sports, Mike Lange is in his 41st year as the voice of the Penguins, handling radio play-by-play on the club's flagship station, 105.9 FM “The X”.

Known for his creative and colorful style, including trademark phrases such as “Buy Sam A Drink And Get His Dog One, Too,” Lange was awarded the Foster Hewitt award by the Hockey Hall of Fame in 2001.

Lange's relationship with the Penguins began in 1974-75, when he broke into the NHL as a radio play-by-play man. He left for one season, but returned in 1976-77 and has been a fixture on the Penguins' scene ever since.

Lange did radio exclusively until 1979, when games were simulcast on radio and TV. He served as the television voice of the Penguins through 2005-06, before returning to the radio booth in 2006-07.

A native of Sacramento, California, Lange earned a degree in broadcasting from Sacramento State University before starting his career as the voice of the Phoenix Roadrunners (WHL) in 1970. He also served as the play-by-play voice of the San Diego Gulls (WHL) in 1973-74 before joining the Penguins.

In addition to his tenure with the Penguins, Lange handled play-by-play duties for the Pittsburgh Pirates in 1986-87. A well-known member of the Pittsburgh community, Lange makes numerous personal appearances throughout the year and is actively involved in charity work.

PHIL BOURQUE COLOR ANALYST



Two-time Stanley Cup champion Phil Bourque is in his 13th season on the Penguins broadcast team, serving as color commentator alongside Mike Lange.

A gritty winger/defenseman, Bourque was signed by Pittsburgh as a free agent in 1982, and went on to record 164 points (75G-89A) in 344 regular-season games with the Penguins between 1983 and 1992. For his career he totaled 199 points (88G-111A) in 477 games with the Penguins, New York Rangers and Ottawa.

Since retiring from professional hockey in 2000, Bourque has co-hosted Penguins pre- and post-game shows on the Penguins Radio Network and worked as a contributor for ROOT SPORTS' coverage of Penguins hockey.



2015-16 ON-ICE OFFICIALS

REFEREES

*Brenk, Jake	42
Charron, Francis	6
*Chmielewski, Tom	43
Dwyer, Gord	19
Furlatt, Eric	27
*Hanson, Trevor	47
Hasenfratz, Mike	2
Hebert, Ghislain	22
Hebert, Jean	15
Jackson, Dave	8
Joannette, Marc	25
Kimmerly, Greg	18
Kowal, Tom	32
Kozari, Steve	40
L'Ecuyer, Frederick	17
LaRue, Dennis	14
Lee, Chris	28
Leggo, Mike	3
*Lemelin, Mark	41
*Lewis, Dave	46
Luxmore, Thomas John	21
Martell, Rob	26
McCauley, Wes	4
*McIsaac, Jon	45
Meier, Brad	34
Morton, Dean	36
*Nicholson, Kendrick	44
O'Halloran, Dan	13
O'Rourke, Dan	9
Peel, Tim	20
Pochmara, Brian	16
Pollock, Kevin	33
*Rank, Garrett	48
Rehman, Kyle	37
*Romasko, Evgeny	39
Rooney, Chris	5
Skilliter, Graham	24
St. Pierre, Justin	12
St-Laurent, Francois	38
Sutherland, Kelly	11
Walsh, Ian	29
Watson, Brad	23

LINESMEN

*Alphonso, Shandor	52
Amell, Derek	75
Barton, Steve	59
*Berg, Devin	87
Brisebois, David	96
Cameron, Lonnie	74
Cherrey, Scott	50
Cormier, Michel	76
Cvik, Mike	88
Devorski, Greg	54
Driscoll, Scott	68
Galloway, Ryan	82
*Gawryletz, Brandon	64
Gibbons, Ryan	58
Gibbs, Darren	66
*Grandt, John	98
Henderson, Don	91
Heyer, Shane	55
Kovachik, Brad	71
*Knorr, Trent	63
Lazarowich, Brad	86
Mach, Brian	78
MacPherson, Matt	83
McElman, Andy	90
Miller, Steve	89
Murchison, Kiel	79
Murphy, Brian	93
Murray, Jonny	95
Nansen, Derek	70
Nelson, Thor	80
Nowak, Tim	77
Pancich, Bryan	94
Racicot, Pierre	65
Rody, Vaughan	73
Sericolo, Anthony	84
Sharrers, Jay	57
Shewchuk, Mark	92
Wheler, Mark	56

* = Minor League Referee

2015.16 CRITICAL DATES

(subject to change – as of September 1, 2015)

SEPTEMBER

10	Rookie camps open
17	Training camps open
20	Preseason schedule begins
21	NHL Alumni Awards Gala Dinner – Honorees: Mark Messier, Gerry Sillers and Pete Tucker (Toronto, Ont.)
21	2015 Kraft Hockeyville™ Canada: San Jose Sharks vs. Vancouver Canucks (North Saanich, B.C.)
24	CCM/USA Hockey All-American Prospects Game (First Niagara Center, Buffalo, N.Y.)
29	2015 Kraft Hockeyville™ USA: Tampa Bay Lightning vs. Pittsburgh Penguins (Johnstown, Pa.)
29	NHL Board of Governors Meeting (New York, N.Y.)

OCTOBER

6	Opening day playing rosters set (5:00 p.m. ET)
7	Opening night: 2015-16 NHL Regular Season begins
7	2015 Molson Canadian NHL Face-Off™
7	Blackhawks raise Stanley Cup banner: New York Rangers at Chicago Blackhawks
9	New York Islanders play first NHL game at Barclays Center vs. Chicago Blackhawks (Brooklyn, N.Y.)
19 – Nov. 13	Hockey Fights Cancer Awareness campaign

NOVEMBER

6	Hockey Hall of Fame Game: Detroit Red Wings at Toronto Maple Leafs (Air Canada Centre, Toronto, Ont.)
9	Hockey Hall of Fame induction ceremony (Toronto, Ont.) Inductees: Sergei Fedorov, Phil Housley, Nicklas Lidstrom, Chris Pronger, Angela Ruggiero (Player category); Bill Hay, Peter Karmanos Jr. (Builder category); Media honorees: Bob McKenzie, Nick Nickson.
10	NHL General Managers' Meeting (Toronto, Ont.)
26	NHL Founders Day (1917)
27	2015 Discover NHL Thanksgiving Showdown™: New York Rangers at Boston Bruins (1:00 p.m. ET)

DECEMBER

1	Signing deadline for Group 2 free agents (5:00 p.m. ET)
7-8	NHL Board of Governors Meeting (Pebble Beach, Calif.)
17	U.S. Hockey Hall of Fame induction (Inductees: Ron DeGregorio, Chris Drury, Angela Ruggiero, Mathieu Schneider) & Celebration of Lester Patrick (Recipients: Bob Crocker, Jeremy Jacobs) (Boston, Mass.).
19-27	Holiday roster freeze in effect: For all players on an NHL active roster, injured reserve, or with non-roster and injured non-roster status as of midnight (local time) Dec. 19, a roster freeze shall apply through midnight (local time) Dec. 27, with respect to waivers, trades and loans, subject to the exceptions provided for in CBA Article 16.5 (d).
23-25	Holiday break (no scheduled practices – dressing rooms closed)
26 – Jan. 5	IIHF World Junior Championship (Helsinki, Finland)

JANUARY

1	2016 Bridgestone NHL Winter Classic®: Montreal Canadiens vs. Boston Bruins (Gillette Stadium, Foxborough, Mass.)
12	USHL/NHL Top Prospects Game (Omaha, Nebr.) Week of 18th NHL Central Scouting Mid-Season Rankings release

28	CHL/NHL Top Prospects Game (Pacific Coliseum, Vancouver, B.C.)
28 – Feb. 1	NHL All-Star Break (no games played)
28-31	No scheduled practices – dressing rooms closed
30	NHL All-Star Skills Competition™ (Bridgestone Arena, Nashville, Tenn.)
31	2016 NHL All-Star Game (Bridgestone Arena, Nashville, Tenn.)
31 – Feb. 1	AHL All-Star Classic (Syracuse, N.Y.)

FEBRUARY

1	Hockey is for Everyone Month begins
2	NHL Regular Season resumes
5-6	ECHL Hockey Heritage Weekend (host: Kalamazoo, Mich.)
6	16th Annual Scotiabank Hockey Day in Canada (host: Kamloops, B.C.)
21	2016 Coors Light NHL Stadium Series™: Chicago Blackhawks vs. Minnesota Wild (TCF Bank Stadium, Minneapolis, Min.)
19-21	9th Annual Hockey Weekend Across America presented by CCM (USA Hockey)
27	2016 Coors Light NHL Stadium Series™: Detroit Red Wings vs. Colorado Avalanche (Coors Field, Denver, Colo.)
29	Trade deadline (3:00 p.m. ET)

MARCH

1	Deadline for each national association to announce at least 16 members of its 2016 World Cup of Hockey roster
14-16	NHL General Managers' Meeting (Boca Raton, Fla.)

APRIL

7-9	NCAA Frozen Four (Amalie Arena, Tampa Bay, Fla.)
9	Last day of regular season (all teams in action) Week of 11th NHL Central Scouting Final Rankings release Stanley Cup Playoffs begin
13	IIHF Under-18 World Championship (Grand Forks, N.D.)
14-24	IIHF World Championship (Moscow and St. Petersburg, Russia)
29-May 15	IIHF World Championship (Moscow and St. Petersburg, Russia)

MAY

19-29	CHL Memorial Cup (Red Deer, Alta.)
29-June 4	NHL Scouting Combine (Buffalo, N.Y.)

JUNE

1	Deadline for each national association to announce balance of its team's roster (20 skaters and three goalies total) for 2016 World Cup of Hockey
18	Last possible day for 2016 Stanley Cup Final
24-25	NHL Draft (First Niagara Center, Buffalo, N.Y.)

JULY

1	Free agency begins (12:00 p.m. ET)
5	Deadline for player-elected salary arbitration notification (5:00 p.m. ET)
6	Deadline for club-elected salary arbitration notification (5:00 p.m. ET)
20-Aug. 4	Salary arbitration hearings held

AUGUST

6	Deadline for salary arbitration decisions to be rendered
---	--

WHO WILL YOU BE?



EVERY SEASON STARTS AT
DICK'S
 SPORTING GOODS
 OFFICIAL SPORTING GOODS RETAILER OF THE PITTSBURGH PENGUINS®
 AND FOUNDING PARTNER OF THE CONSOL Energy Center®
 DICKS.COM



2015.16 SCHEDULE

PRESEASON SCHEDULE

Monday Sept. 21 @ Columbus 7:00PM
 Tuesday Sept. 22 Carolina 7:00PM
 Thursday Sept. 24 @ Detroit 7:30PM
 Saturday Sept. 26 Columbus 4:00PM

Monday Sept. 28 @ Montreal 7:00PM
 Tuesday Sept. 29 Tampa Bay TBD
 Wednesday Sept. 30 Detroit 7:00PM
 Friday Oct. 2 @ Carolina 7:00PM

OCTOBER						
S	M	T	W	T	F	S
				1	2	3
4	5	6	7	8	9	10
				11	12	13
14	15	16	17	18	19	20
21	22	23	24	25	26	27
28	29	30	31			

NOVEMBER						
S	M	T	W	T	F	S
1	2	3	4	5	6	7
8	9	10	11	12	13	14
15	16	17	18	19	20	21
22	23	24	25	26	27	28
29	30					

DECEMBER						
S	M	T	W	T	F	S
				1	2	3
4	5	6	7	8	9	10
11	12	13	14	15	16	17
18	19	20	21	22	23	24
25	26	27	28	29	30	31

JANUARY						
S	M	T	W	T	F	S
				1	2	3
4	5	6	7	8	9	10
11	12	13	14	15	16	17
18	19	20	21	22	23	24
25	26	27	28	29	30	31

FEBRUARY						
S	M	T	W	T	F	S
1	2	3	4	5	6	7
8	9	10	11	12	13	14
15	16	17	18	19	20	21
22	23	24	25	26	27	28
29	30					

MARCH						
S	M	T	W	T	F	S
1	2	3	4	5	6	7
8	9	10	11	12	13	14
15	16	17	18	19	20	21
22	23	24	25	26	27	28
29	30	31				

APRIL						
S	M	T	W	T	F	S
				1	2	3
4	5	6	7	8	9	10
11	12	13	14	15	16	17
18	19	20	21	22	23	24
25	26	27	28	29	30	31



Be sure to check the starting time of every game at pittsburghpenguins.com before heading to CONSOL Energy Center!
 Game dates, times, and opponents are subject to change.

2015.16 PROMOTIONAL SCHEDULE

Oct 13 • Penguins Schedule Magnet
 Presented by Trib Total Media

Oct 15 • Penguins Team Calendar
 Presented by Highmark

Oct 20 • Penguins Selfie Stick
 Presented by Verizon

Oct 22 • Penguins Cancer Awareness Tumbler
 Presented by UPMC CancerCenter

Nov 17 • Marc-Andre Fleury Bobblehead
 Presented by Trib Total Media

Nov 19 • Penguins Yearbook
 Presented by CONSOL Energy

Dec 21 • Penguins Ugly Sweater Knit Hat
 Presented by CONSOL Energy

Jan 26 • Penguins Knit Beanie
 Presented by Highmark

Feb 8 • Penguins Check Your Heart Workout Band
 Presented by UPMC Heart & Vascular Institute


Feb 29 • Penguins Sock Penguin
 Presented by Trib Total Media

Mar 15 • Penguins Baseball Cap
 Presented by CONSOL Energy

Mar 29 • Pennsylvania Lottery Coupon*
 Presented by PA Lottery

Apr 2 • Penguins Fan Appreciation Night
 Presented by DICK'S Sporting Goods

* Given only to fans ages 18 and older in attendance



pittsburghpenguins.com