

At the beginning of the day,  
it's all about vision.



At the end of the day, it's all about  
the courage to execute it.

And everything in between is about  
how we'll help you get there.

For more information, contact **Philip Spina**  
at (412) 236-4278 or [spina.pl@mellon.com](mailto:spina.pl@mellon.com).




**Mellon**

*The difference is measurable.™*



Head Coach Eddie Olczyk

2003-04 PITTSBURGH PENGUINS MEDIA GUIDE



2003-2004 Media Guide

**PITTSBURGH**  
**penguins**



Ice pack.



**UPMC** | University of Pittsburgh  
Medical Center

*Proud to be the official and exclusive sports medicine provider for the Penguins.*

**Not getting the whole picture?**



Face it,

90 seconds

of home team coverage from

a national sports news show

isn't good enough.

**PITTSBURGH  
SPORTS TONIGHT™**

Now on FOX Sports Net, there's a full  
30 minutes of sports news completely  
dedicated to your home teams.

**NIGHTLY 10PM**

©2003 National Sports Partners/FOX Sports Net. All Rights Reserved.



foxsports.com



## Herb Brooks, 1937-2003

The hockey world lost a great friend on August 11, 2003, when Herb Brooks passed away in an automobile accident outside of Minneapolis. He was 66 years old.

An American hockey legend, Brooks' crowning moment came when he coached an upstart bunch of college kids to Olympic gold at the 1980 Lake Placid Games. That team's 4-3 victory against the Soviet Union in the 'Miracle on Ice' was named the greatest sporting achievement of the last century by Sports Illustrated.

Brooks returned to the Team USA bench for the 2002 Winter Olympics in Salt Lake City, guiding that squad to a silver medal. Overall, he posted a



10-1-2 record as the Americans' head coach in Olympic competition.

Brooks began his coaching career with his alma mater, the University of Minnesota, in 1972. He led the Golden Gophers to three NCAA titles (1974, 1976, 1979) in seven seasons and became the first and only collegiate head coach to lead a team comprised solely of American-born players to the Division I National Championship. Brooks also holds the highest all-time winning percentage in NCAA tournament history at .889 (8-1).

He made the move to the NHL in 1981 when then-New York Rangers general manager Craig Patrick hired his former Olympic boss as head coach. Brooks posted a 131-113-41 record in three-plus seasons with the Rangers, guiding the club to the playoffs in each of the first three seasons.

Brooks also coached the Minnesota North Stars (1987-88) and New Jersey Devils (1992-93) before being reunited once again with Patrick, this time as a scout on the Penguins' staff in 1996. He was named the team's head coach on December 9, 1999, and guided the club to a 29-23-5-1 record. For his NHL career, Brooks posted a 219-222-66 mark during regular season play, and a 19-21 record in five post-season trips.

A three-time letter winner at Minnesota, Brooks twice represented his country as a player at the Olympics (1964, 1968), serving as team captain in 1968. He was enshrined in the United States Hockey Hall of Fame in 1990 and in the International Ice Hockey Federation Hall of Fame in 1999.

He will be missed by the entire Penguins' organization.



# TABLE OF CONTENTS

## PITTSBURGH PENGUINS

Administrative Offices  
 One Chatham Center, Suite 400  
 Pittsburgh, PA 15219  
 Phone: (412) 642-1300  
 FAX: (412) 642-1859

Team and Media Relations  
 Mellon Arena  
 66 Mario Lemieux Place  
 Pittsburgh, PA 15219

Media Relations FAX: (412) 642-1322

2002-03 Fast Facts	105	Opponent Penalty Shots	247
2002-03 Game by Game	100-103	Opponent Shutouts	250-251
2002-03 Injuries	110	Overtime Defeats	239
2002-03 Man Games Lost	111	Overtime Season Records/Scoring	236
2002-03 NHL Leaders	99	Overtime vs. Teams	236
2002-03 Penguins Statistics	104	Overtime Victories	237-238
2002-03 Quarterly Breakdown	109	Penguins Hall of Fame	176-179
2002-03 Scoring Breakdown	108	Penguins Hat Tricks	240-242
2002-03 Season Highlights	107	Penguins Penalty Shots	246
2002-03 Standings	98	Penguins Shutouts	248-249
2002-03 Superlatives	112	Player Bios	24-75
2002-03 Transactions	106	Playoff Fastest Goals	324
2003 Entry Draft	86-87	Playoff Goaltender Stats	319
2003 Playoff Stats/Leaders	328	Playoff Hat Tricks	327
2003-04 Schedule	336	Playoff Leaders	319
All-Star Game	268-269	Playoff Opponent Goaltending Leaders	326
All-Time Goaltenders	212	Playoff Opponent Scoring Leaders	326
Former Penguins	184-211	Playoff Overtime Games	326
Attendance	306	Playoff Penalty Shots	327
Broadcasters	330	Playoff Record by Game	318
Coaches Yearly	214-217	Playoff Records by Series	318
Comebacks	264	Playoff Records, Coaches	318
Community Relations	18-21	Playoff Records, Individuals	325
Craig Patrick	8	Playoff Records, Team	322-324
Ed Johnston	9	Playoff Record vs. Teams	318
Eddie Olczyk	10	Playoff Scoring, All-Time	320-321
Entry Draft Selections	254-258	Playoff Shutouts	327
Fastest Goals	252-253	Playoff Year by Year Results	313-317
Future Pens	76-82	Randy Hillier	11
General Managers/Coaches	213	Record by Season, Home	182
Greg Malone	9	Record by Season, Overall	181
Honors and Awards	270	Record by Season, Road	183
How to Figure	334-335	Scouts, All-Time	218
In the System	83-85	Scouts, Current	12-13
Individual Records	232-233	Seating Chart	3
Joe Mullen	11	Season/Career Leaders	219-221
Ken Sawyer	6	Seasons in Review	271-305
Leaders by Season	222-227	Special Teams	245
Lorne Molleken	11	Staff Photos	16-17
Mario Lemieux/Ownership	4-5	Stanley Cup Names	312
Media Information	332-333	Streaks	234
Media Relations Staff	331	Team Awards	308-310
Mellon Arena	22	Team Directory	7
Mellon Arena Records	259	Team Records	228-231
Minor League Staff	91	This Date in Penguins History	260-263
Month by Month	235	Training Camp	307
Openers	180	Training Staff	14-15
Opponent Active Goaltenders	174	Uniform History	265
Opponent Active Scorers	173	Uniform Numbers	266-67
Opponent All-Time Leaders	172	Wheeling Nailers	94-95
Opponent Hat Tricks	243-244	Wilkes-Barre/Scranton Penguins	91-93
Opponent Information	114-171		

**Director of Publications:** Brian Coe

**Creative Director:** Barb Pilarski

**Editors:** Keith Wehner, Todd Lepovsky,  
 Michael Lang, Ryan Patrick, Tom  
 McMillan, Darlene Sabo

**Contributors:** Cindy Himes, Tom  
 McMillan, Keith Wehner

**Photography:** Matt Polk, Getty Images

**Special Thanks:** Bill Grace,  
 Consolidated Graphic  
 Communications

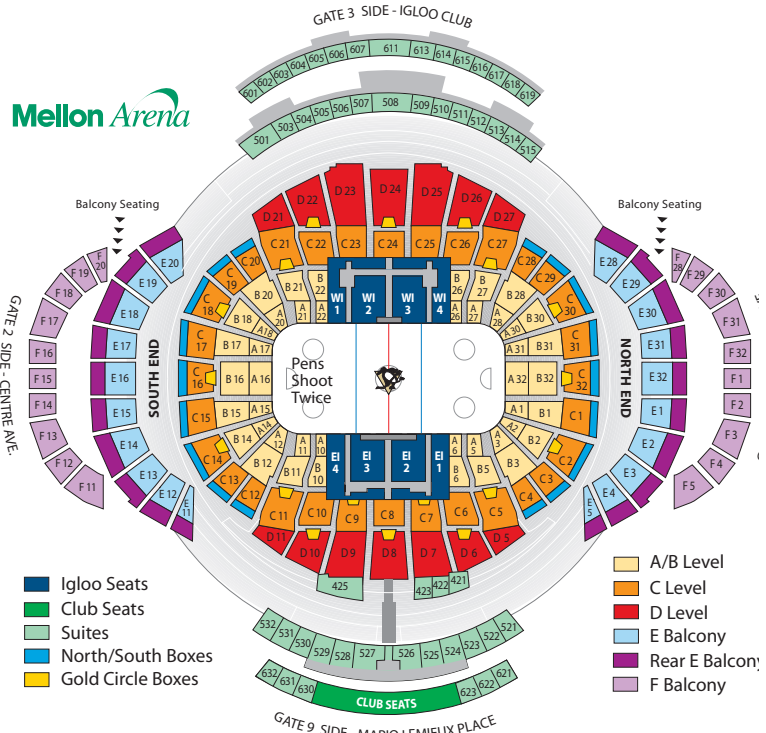


**On the Cover:**  
 Former Penguins  
 forward Eddie  
 Olczyk takes over  
 as head coach of  
 the team this  
 season.

# SEATING CHART



Mellon Arena



For ticket information call

**412.642.PENS or 1.800.642.PENS**  
or visit

**www.pittsburghpenguins.com**

2003-04 Schedule located on page 336





# OWNERSHIP



## MARIO LEMIEUX *Chairman and CEO*

The greatest player in franchise history and already a member of the Hockey Hall of Fame, Mario Lemieux enters his fourth season in the unique role as player-owner of the Penguins.

"I love the game, I love to play, and I'm looking forward to working with our young players," Lemieux said in July, when he announced he would return to the ice for his 16th season as a Penguin. "I see a bright

future for our franchise. It's an exciting time."

Lemieux's name has become virtually synonymous with the Penguins franchise, and he established himself as one of Pittsburgh's all-time sports legends even before he assembled a group of investors to buy the club out of bankruptcy in September 1999.

The first pick overall in the 1984 draft, Lemieux scored more than 600 goals and 1,400 points and led the Penguins to two Stanley Cups during the "first portion" of his career from 1984-97. He won six NHL scoring titles, three league MVP trophies and two Conn Smythe Trophies as MVP of the playoffs in addition to the two Cups – all this despite a stunning series of medical setbacks, including a battle with cancer and two major back operations, that led to his premature retirement in 1997 at the tender age of 31.

In honor of his prodigious feats, the Hockey Hall of Fame waived its normal three-year waiting period and enshrined Lemieux in November 1997, less than seven months after he'd played his "final" game.

But we hadn't seen the last of him.

It was a unique and dramatic set of circumstances that led him back to the game – and the business – at the very highest level in the late 1990s. The Penguins, faltering under enormous debt and financial burdens, filed for Chapter 11 bankruptcy protection in October 1998. And it was Lemieux, who'd agreed to defer much of the salary from his final contract, who was left as the largest unsecured creditor.

In a matter of months, he assembled and spearheaded a group of investors to buy the team out of bankruptcy and restore its financial health. They submitted a reorganization plan to U.S. Bankruptcy Court Judge Bernard Markovitz in March of 1999, had it confirmed in June and – after several months of intense negotiations with partners and vendors – received final approval on September 3, 1999.

"No one could have done this but Mario Lemieux," said NHL commissioner Gary Bettman. "Our hats are off to Mario and his investors and his management team."

Lemieux thus became the first former player to own a professional sports team in the modern era. In his first season of ownership, he led a tremendous financial renaissance that saw the Penguins break even on an operating basis after losing \$13 million the previous year.

And although Lemieux's background was on the ice, not in the boardroom, his stature in the community and deft touch in negotiations made him a major player on the corporate scene.

What no one knew at the time was that the competitive fires had started to crackle inside him again – and that Lemieux himself was seriously considering a comeback.

The seed was planted while he watched the Penguins' 2000 playoff series against the Philadelphia Flyers from the owner's box at Mellon Arena, and it continued to grow when he accompanied the team to Tokyo to begin the 2000-01 season with two games against the Nashville Predators.

By late November of 2000, several weeks after conducting private workouts with former teammate Jay Caufield, Lemieux had decided to make a comeback as a player.

The word leaked out in early December and became front-page headline news. The

# OWNERSHIP



hockey world was abuzz. Lemieux targeted a Dec. 27 home game vs. Toronto for his return engagement, and the Penguins had to order extra phone lines to accommodate the ticket demand.

In his first game back, before a throbbing sellout crowd at Mellon Arena and a national television audience, Lemieux again displayed his amazing flair for the dramatic by recording an assist 33 seconds into his first shift (sports historians remembered how he'd scored a goal on his first NHL shot, on his first shift, as a teenager back in 1984). He finished with a goal and two assists in a 5-0 Penguins victory on that memorable night.

And he never let up. He rang up 12 points in his first four games and finished the 2000-01 regular season with 35 goals and 41 assists for 76 points in 43 games. Then, in the cauldron of the Stanley Cup playoffs, he paced the Penguins with 17 points in 18 games and led them to the Eastern Conference finals, where they finally were derailed by the New Jersey Devils. Still, it was the first time since 1996 that they'd reached the third round of the playoffs.

Lemieux had high hopes for a continuation of his success in 2001-02, but a hip injury suffered in training camp required surgery in late October and hampered him for the entire season. Although he was able to help Team Canada to a gold medal in the two-week Olympic tournament at Salt Lake City, he was able to play just 24 games for the Penguins, recording 31 points, and missed the final month and a half of the regular season.

He started strong in 2002-03 and led the league in scoring for much of the season before eventually finishing eighth with 28 goals and 63 assists for 91 points in 67 games.

Entering the 2003-04, his career numbers were 682 goals and 1,692 points in 879 games, and he was closing in on tantalizing career milestones of 700 goals and 1,700 points.

In addition to his feats in the hockey world, Lemieux continues to oversee the Mario Lemieux Foundation for cancer research and neo-natal research and hosts its annual celebrity golf tournament, which raises millions of dollars for charity.

In February 2001, Lemieux announced that the foundation was making a \$5 million gift to the UPMC Health System to create the Mario Lemieux Centers for Patient Care and Research.

Mario, his wife Nathalie and their four children live in the Pittsburgh suburb of Sewickley.

## Members of the Management Committee

Mario Lemieux	Wes Westley	Tony Liberati
Ron Burkle	Tom Grealish	Michelle Ward
Bill Kassling		

## Members of the Advisory Committee

SMG Pittsburgh, L.P. Representative: Wes Westley	BBSALP Holdings L.P. Representative: Morris Belzberg
Bill and Tricia Kassling Representative: Bill Kassling	Paula and Angelo Falconi Representative: Angelo Falconi
Suebro, Inc. Representative: Bob Brooks	The Emperor Group Representative: Jim Gale
Armada Group, Ltd. Representative: Rob Hofmann	Wildfire Productions, L.P. Representative: Michelle Ward
FOM Group LP Representative: Tony Liberati	



# FRONT OFFICE



## **KEN SAWYER** *President and Governor*

Ken Sawyer, a key member of the Penguins' executive management team since 1999, was named president of the Penguins in March 2003 adding to his previous responsibilities as president of Lemieux Group LP, the parent organization of the Penguins and related companies.

Sawyer now oversees all of the Penguins' business operations, including corporate planning, marketing, ticket and corporate sponsorship sales, communications, finance and legal matters. In addition to spearheading the team's bid for a new arena, he also represents the Penguins in all league matters and is a member of the NHL's Board of Governors.

"Ken brings a tremendous amount of experience at both the NHL and team levels to this new position," said team owner Mario Lemieux. "He already has done a great job of restructuring our organization on the business side, and I'll rely heavily on his expertise during the coming season."

Sawyer brought 20 years of professional sports experience to Pittsburgh when he arrived in 1999 – including 14 years as Chief Financial Officer of the National Hockey League (1979-93). From 1993-99, he operated his own financial consulting firm and served as a consultant to a number of professional sports organizations, including the Penguins.

A native of Montreal, the same hometown as Lemieux, he joined the Penguins as executive vice president and chief financial officer in September 1999 and became president of Lemieux Group LP two years later.

Sawyer is a graduate of McGill University in Montreal and is a chartered accountant. He and his wife, Shirley, reside in Pittsburgh. They have two sons, Scott and Christopher.





# TEAM DIRECTORY



## OWNERSHIP

Mario Lemieux and the Lemieux Group LP

## ADMINISTRATION

Chairman/CEO  
President and Governor  
Executive VP/General Manager  
Vice President & General Counsel  
Vice President & Controller  
Vice President, Communications/Marketing  
Vice President, Sales  
Executive Assistant  
Receptionist  
Mailroom Supervisor

Mario Lemieux  
Ken Sawyer  
Craig Patrick  
Ted Black  
Kevin Hart  
Tom McMillan  
David Soltesz  
Fay McNamara  
Kelly Hart  
Brett Hart

## HOCKEY OPERATIONS

General Manager  
Assistant General Manager  
Head Coach  
Assistant Coaches  
Head Scout  
Goaltending Coach/Scout  
Amateur Scouts

Craig Patrick  
Ed Johnston  
Eddie Olczyk  
Randy Hillier, Lorne Molleken, Joe Mullen  
Greg Malone  
Gilles Meloche  
Wayne Daniels, Chuck Grillo, Charlie Hodge,  
Mark Kelley, Richard Rose, Neil Shea  
Rick Kehoe, Glenn Patrick  
Michel Therien  
Mike Yeo  
John Welday  
Steve Latin  
Paul Flati  
Paul DeFazio  
Dr. Charles Burke  
Mark Mortland  
Scott Johnson  
Tom Plasko  
Tracey Botsford  
Michael Lang  
Paul Fink

## Pro Scouts

Head Coach, Wilkes-Barre/Scranton (AHL)  
Asst. Coach, Wilkes-Barre/Scranton (AHL)  
Strength & Conditioning Coach  
Equipment Manager  
Assistant Equipment Manager  
Equipment Staff  
Team Physician  
Head Athletic Trainer  
Assistant Athletic Trainer  
Massage Therapist  
Executive Assistant  
Team Staff  
Video Coordinator

## COMMUNICATIONS/MARKETING

Vice President, Communications/Marketing  
Director of Media Relations  
Manager of Media Relations  
Director of Marketing  
Director of Public/Alumni Relations  
Director of Community Relations  
Director, Video Production Department  
Director of Amateur Hockey  
Director of Alumni Relations  
Manager, Game Presentation  
Manager, Video Production  
Manager, Art and Graphics  
Director of Publications  
Creative Director  
Exec. Producer, Penguins Radio Network  
Multi Media Manager  
New Media Manager

Tom McMillan  
Keith Wehner  
Todd Lepovsky  
Brian Magness  
Cindy Himes  
Renee Petrichevich  
Paul Barto  
Mark Shuttleworth  
Jack Riley  
Jason Coe  
Joe Hale  
Dori Minnis  
Brian Coe  
Barb Pilarski  
Ray Walker  
Chris DeVivo  
Brett Robinson

## FINANCE

Vice President & Controller  
Assistant Controller  
Accounting Staff

Kevin Hart  
Michael McCullough  
Tawni Love, Troy Ussack, Andrea Winschel

## TICKETING

Vice President, Sales  
Senior Director of Ticketing  
Director, Premium Seating  
Director, Ticketing  
Director, Customer Service  
Manager, Group Sales  
Premium Seating Account Representative  
Ticket Sales Representatives

David Soltesz  
James Santilli  
Terri Smith  
Chad Slencak  
Laura Bryer  
Mike Guiffre  
Bonnie Golinski, George Murphy  
Peter Barakat, George Birman, Jason Florian, Mike  
McLaughlin, Ross Miller, Chuck Pukansky, Joe Traynor,  
Craig Wheeler  
Carol Coulson  
Kelly Gabany, Jason Onufer, Jenn Tuite  
Kathy Davis, Sherry Huggins, Dana Kirkpatrick,  
Cori Schrader, Jill Weisbrod  
Jill Shaw

## Box Office Manager

Box Office Staff  
Customer Service Representatives

Data Base Manager

## CORPORATE SALES

Vice President, Sales  
Senior Director, Corporate Sales  
Directors, Corporate Sales  
Manager, Sales Service  
Sales Service  
Corporate Sales Liaison

David Soltesz  
Kimberly Bogesdorfer  
Carl D'Alicandro, Mark DeAndrea  
Marie Mays  
Kelly Mazza  
Pierre Larouche



# HOCKEY OPERATIONS



## **CRAIG PATRICK** *Executive Vice President/ General Manager*

One of the most respected executives in professional hockey and a member of the Hockey Hall of Fame, Craig Patrick enters his 15th season as general manager of the Penguins.

Since taking over the hockey department in December 1989, Patrick has led the Penguins to two Stanley Cups, five division titles and 11 playoff berths. And although the Penguins missed the playoffs in each of the past two seasons, Patrick is energized and optimistic about the

club's current rebuilding mode.

"We've got a lot of young talent in this organization, we've got a dynamic young head coach, we've brought in some quality veterans – and, obviously, we've got Mario back on the ice," he said.

"We're rebuilding, but we're still setting high goals. We've always set our goals high here in Pittsburgh."

The Penguins hadn't won any championships before Patrick arrived on the scene, but he changed the mindset – and the track record – quickly. In his first full season, 1990-91, he led the club to its first of two straight Stanley Cups, and since then a steady stream of successful and highly skilled players have proudly worn the black and gold.

Under Patrick, the Penguins posted the second-best record in the NHL during the 1990s, trailing only the Detroit Red Wings. That success continued into the new millennium, as the Penguins advanced to the Eastern Conference Finals in 2000-01.

And even after missing the playoffs last year, Patrick generated some unique excitement by trading up for the first overall pick in the 2003 entry draft – which he used to select goaltender Marc-Andre Fleury.

As a testament to his skill and dedication, Patrick has been with his team longer than all but one current NHL general manager, Lou Lamoriello of the New Jersey Devils.

His induction to the Hockey Hall of Fame in the fall of 2001 made him the fourth member and third generation of his family to enter the Hall, joining his grandfather Lester, father Lynn and great-uncle Frank.

Craig was inducted for a lifetime of achievements in all facets and at all levels of the sport. And although he was a collegiate star and an NHL player, he has made his greatest impact as a manager in the NHL and on the international scene.

He was assistant coach and assistant general manager of the 1980 U.S. Olympic team that performed the "Miracle On Ice" and won an improbable gold medal, served as GM of the 1991 U.S. team at the Canada Cup and was GM of the star-laden 2002 U.S. Olympic team, which claimed a silver medal at Salt Lake City.

He parlayed his early Olympic service into a job as GM of the New York Rangers from 1981-86, leading the Rangers to the playoffs in each of his five seasons. But he is best known for his work with the Penguins since coming to Pittsburgh as general manager on December 5, 1989.

In addition to the two Cups and the five division titles, Patrick was named Sporting News NHL Executive of the Year in a vote of his peers in 1990-91, 1997-98 and 1998-99. He also won the 2000 Lester Patrick Award for contributions to hockey in the United States and was inducted to the United States Hockey Hall of Fame in 1996.

Patrick played college hockey at the University of Denver and captained the Pioneers to the NCAA championship in 1969. He played eight NHL seasons with five different teams, registering 72 goals and 163 points in 401 games before retiring in 1979. He also represented the U.S. at the 1976 Canada Cup and appeared in numerous international tournaments.

Born in Detroit, Patrick grew up in Boston and New Haven and was immersed in hockey because of his family ties. His grandfather, Lester, one of the legendary builders of the game, served as head coach and general manager of the New York Rangers and led his team to three Stanley Cups. His father, Lynn, was an all-star winger for the Rangers, became head coach of the club from 1948-50 and later served as GM of the Boston Bruins and St. Louis Blues. His uncle, Muzz, played defense for the Rangers and was GM/coach from 1954-64.

Patrick has four children – daughters Erin and Taylor and sons CJ and Ryan – and two grandsons, Ryan and Reed.



## **ED JOHNSTON** *Assistant General Manager*

Ed Johnston returns for his sixth season as the Penguins' assistant general manager, working closely with GM Craig Patrick on all team-related matters. Johnston has spent 19 seasons with the Penguins in a variety of roles, including general manager, head coach and assistant coach. He also has been involved directly with the Penguins' minor league operations.

"EJ" served as head coach of the Penguins from 1980-83 and again from 1993-97, posting an overall mark of 232-224-60 and leading the team to two division titles and a berth in the 1996 Eastern Conference Finals. He is the winningest coach in franchise history and also tops the club's list in games coached with 516.

Johnston served as general manager of the team from 1983-88 and had the distinction of drafting Mario Lemieux with the first pick of the 1984 NHL draft.

He also coached the Chicago Blackhawks in 1979-80, going 34-27-19. His overall NHL coaching record is 266-251-79 in 596 games.

Johnston played 16 seasons as an NHL goaltender with Boston, Toronto, St. Louis and Chicago, earning two Stanley Cup rings during his stint with the Bruins. He was the last NHL goaltender to play every minute of a season when he played all 70 games for Boston in 1963-64. He had a career goals-against average of 3.25 in 592 NHL games, posting a 234-257-80 record with 32 shutouts.

Johnston also served as general manager of the Hartford Whalers from 1989-92, reaching the playoffs in each season.

Ed and his wife, Diane, have three children, Michele, EJ Jr. and Joseph.



## **GREG MALONE** *Head Scout*

Former NHL centerman Greg Malone enters his 13th season as the Penguins head scout, overseeing all junior, college, high school and European scouting efforts. He has been part of the club's staff since 1988 and logs thousands of miles on the road each season in his quest for young prospects.

Malone played 11 NHL seasons with the Penguins, Hartford and Quebec. During his Penguins career from 1976-83, he recorded 143 goals and 221 assists for 364 points in 495 games. He still ranks 11th on the team's all time list in points and 13th in goals. Malone's best season came in 1978-79 when he led the Penguins with 35 goals and 65 points.

Greg has two sons, Ryan and Mark. A proud moment for Greg came when the Penguins selected Ryan in the fourth round of the 1999 NHL Entry Draft.



# HEAD COACH



## EDDIE OLCZYK Head Coach

Trading in his microphone for a whistle, former Penguins forward and Fox Sports Net television analyst Eddie Olczyk was named head coach of the Penguins on June 11, 2003.

Olczyk, 36, inherits a group of young, talented players in the Penguins' organization, seeking a chance to play in the National Hockey League. "It is a great honor for me to be named head coach of the Penguins," Olczyk said. "I'm really excited about the young players we have in this organization and I look forward to building something special together, something that the great people in the city of Pittsburgh can be proud of."

A 16-year NHL veteran, Olczyk scored 342 goals and recorded 794 points in 1,031 career games with the Penguins, Chicago, Toronto, Winnipeg, NY Rangers and Los Angeles. He won a Stanley Cup as a member of the Rangers in 1994. The third choice in the 1984 Entry Draft, he also was a member of the 1984 U.S. Olympic team and represented the United States in numerous international competitions.

"Eddie's a tremendous communicator, he'll be an excellent teacher, and he brings a wealth of hockey experience and hockey knowledge to our organization," said General Manager Craig Patrick. "He'll be a perfect fit for our organization, especially with our young players. He's been a 40-goal scorer but he's also been a role player in his career. He played 16 seasons in the NHL but he also played in the minors, in the Olympics and in world tournaments. He's experienced it all."

Olczyk began his NHL career as an 18-year old with his hometown Chicago Blackhawks in 1984-85 and played three seasons there, recording 180 points (65+115) in 228 games.

He then spent 3 seasons with the Toronto Maple Leafs, from 1987-1991, scoring a career-high 42 goals during the 1987-88 season and recording a career-high 90 points during the 1988-89 season.

Olczyk was traded to Winnipeg and played 2 \_ seasons with the Jets from 1990-1992, recording 142 points (66+76) in 150 games.

He played for the New York Rangers from 1992-1995, winning a Stanley Cup with the Rangers in 1994, before heading back to Winnipeg.

He scored 27 goals with the Jets in their last season in Winnipeg, 1995-96.

Olczyk began the 1996-97 season with Los Angeles before being traded to the Penguins late in the season. He played parts of two seasons with the Penguins in 1997 and 1998, scoring 15 goals and 33 points in 68 games.

Olczyk returned to Chicago and finished his career with the Blackhawks after a short stint with the IHL's Chicago Wolves.

Following his playing career, Olczyk embarked on a career as a broadcaster, working on Penguins television broadcasts for Fox Sports Net Pittsburgh (2000-2003) and also called games for ESPN, ESPN2 and NHL Radio.

Eddie and his wife Diana reside in Pittsburgh's South Hills with their four children: sons Eddie, Tommy and Nicholas and daughter Alexandra.



# ASSISTANT COACHES



## **RANDY HILLIER** *Assistant Coach*

Former Penguins defenseman Randy Hillier begins his fourth season on the Penguins coaching staff.

The 11-year NHL veteran was originally drafted by Boston in the fifth round of the 1980 NHL entry draft and spent three seasons with the Bruins from 1981-84. The Penguins acquired Hillier in October, 1984, in exchange for a fourth-round pick.

A reliable defensive defenseman, Hillier spent seven seasons with the Penguins from 1984-91, recording 92 points (13+79) and 594 penalty minutes in 343 games. The native of Toronto, Ontario served as an alternate captain

on the Penguins' first Stanley Cup championship team in 1990-91.

Hillier signed as a free agent with the New York Islanders in 1991 and closed out his career with the Buffalo Sabres. For his career, he totaled 126 points (16+110) and 906 PIMs in 543 games.

Randy and his wife, Heather, have two daughters, Lara and Marissa.



## **LORNE MOLLEKEN** *Assistant Coach*

Former Chicago Blackhawks head coach Lorne Molleken joins the Penguins' coaching staff as an assistant this season. The 47-year old from Regina, SK has 10 years of head coaching experience at the NHL, AHL and major junior levels, and has been an assistant coach with the Blackhawks and the San Jose Sharks.

Molleken proved himself as an exceptional developmental coach during a four-year stint with the Saskatoon Blades of the Western Hockey League from 1991-95. He compiled a 170-101-17 record, reached the Memorial Cup finals in 1992 and 1994 and was named WHL Coach of the Year in 1994. He then spent three seasons as head coach of the Edmonton Oilers' developmental clubs in the American Hockey League - Cape Breton and Hamilton, coaching Hamilton to the AHL's Calder Cup finals in 1997.

Molleken spent two seasons with the Chicago Blackhawks (1998-2000), serving as both assistant coach and head coach for the NHL club. He posted a head coaching record of 18-21-8 before returning home to lead the WHL's Regina Pats in 2000-01. He guided the club to a 40-27-3-2 mark before joining San Jose's staff. Most recently, Molleken served as general manager of the WHL's Moose Jaw Warriors.

Molleken played seven years of professional hockey as a goaltender and was a first-team International Hockey League All-Star selection in 1982-83. He won Turner Cup championships with Toledo in 1982 and 1983. He has a wife, Pasty, three children, Tawna, Trisha and Jason, and a grand daughter, Lori Lynn.



## **JOE MULLEN** *Assistant Coach*

Hockey Hall of Famer Joe Mullen enters his fourth year on the Penguins' coaching staff.

A member of both Penguins' Stanley Cup championship teams in 1991 and 1992, the resilient and high-scoring right winger also played for St. Louis, Calgary and Boston during his stellar NHL career.

A native of New York City who grew up playing roller hockey, Mullen became the first U.S.-born player in NHL history to score 500 goals and 1,000 points. He recorded the historic 500th goal as a member of the Penguins in a March 14, 1997 game at Colorado.

In 16 NHL seasons, Mullen recorded 502 goals and 1,063 points in 1,062 games. In his six seasons with the Penguins (1990-95 and 1996-97), Mullen registered 153 goals and 325 points in 379 games.

In addition to winning two Stanley Cups with the Penguins, Mullen also was a key part of Calgary's Cup-winning team in 1989.

Mullen won the Lady Byng Trophy for sportsmanship twice, in 1987 and 1989, was named to the NHL First All-Star Team in 1989, played in three NHL All-Star Games (1989, 1990, 1994) and won the Lester Patrick Award for service to hockey in the United States in 1995.

He retired following the 1996-97 season and was inducted into the Hockey Hall of Fame in his first year of eligibility in 2000.

Joe and his wife, Linda, have three sons, Ryan, Michael and Patrick, and a daughter, Erin.



# SCOUTS



## **GILLES MELOCHE - Goaltending Coach & Scout**

An NHL goaltender with 18 years experience, Gilles Meloche begins his 15th season as the Penguins goaltending coach and scout.

Meloche played 788 games in his NHL career with Chicago, California, Cleveland, Minnesota and Pittsburgh. He posted 270 victories and played in the Stanley Cup Finals with Minnesota in 1980-81.

The Penguins acquired Meloche in a 1985 trade, and he spent the last three seasons of his playing career with Pittsburgh. He joined the Pens' management team in December 1989, shortly after Craig Patrick was named GM.

Meloche and his wife, Sophie, reside in his hometown of Rosemere, Quebec.

He has a son, Eric, and a daughter, Annie. Eric was the Penguins seventh round draft choice in the 1996 Entry Draft and recorded five goals and six points in 13 games with Pittsburgh last season.



## **RICK KEHOE - Professional Scout**

Rick Kehoe enters his 29th consecutive season with the Penguins organization -- the longest tenure of anyone in the hockey department -- and his third stint as a professional scout. Previously, Kehoe had been a Penguins player, assistant coach and, most recently, served as head coach for two seasons, compiling a 55-81-14-10 record.

Kehoe's association with the Penguins began on Sept. 13, 1974, when he was acquired from the Toronto Maple Leafs in exchange for Blaine Stoughton and a first-round draft pick. He played 11 seasons with the Penguins and still ranks third on the club's all-time scoring list with 636 points, trailing only Mario Lemieux and

Jaromir Jagr. He scored 312 goals in 722 games with the Penguins, ranking fourth on the club's all-time list in both categories.

Overall in his 14-year NHL career with the Maple Leafs and Penguins, Kehoe recorded 371 goals and 396 assists for 767 points in 906 games. He won the Lady Byng Trophy for sportsmanship in 1981 and represented the Penguins in the NHL All-Star Game in 1981 and 1983 before retiring in 1985.

The Windsor, Ontario native was named to the Penguins "Millennium Team" in 2000. He is a charter member of the Penguins Hall of Fame and a member of the Western Pennsylvania Sports Hall of Fame.

Rick and his wife, Peg, have a daughter, Karlie.



## **GLENN PATRICK - Professional Scout**

Glenn Patrick returns to scouting full-time for the Penguins this season after a successful four-year stint as head coach of the team's American Hockey League affiliate, the Wilkes-Barre/Scranton Penguins. He guided the Baby Pens to a 115-152-38-15 record and an appearance in the 2001 Calder Cup Finals.

Patrick, 53, originally joined the Penguins organization in 1994 as a professional scout before being named an assistant coach with the Syracuse Crunch in 1997.

He began his playing career with Kansas City in the Central Hockey League in 1970, and progressed through the minor leagues before reaching the NHL in 1973 with the St. Louis Blues. Patrick appeared in 38 games in the NHL during stints with

the Blues (1973-74), California Seals (1974-75) and Cleveland Barons (1976-77), as well as Edmonton (1976-77) in the World Hockey Association. In three NHL seasons, he recorded five points (2+3) and 72 penalty minutes. In 1978, Patrick was a member of the U.S. National team and played at the World Championships in Czechoslovakia.

Patrick and his wife, Eleanor, have a son, Curtis, and a daughter, Veronica.



## **WAYNE DANIELS - Scout**

Wayne Daniels enters his fifth season on the Penguins scouting staff after spending more than 20 years with the Oshawa Generals of the Ontario Hockey League as a trainer, administrator, scout and general manager. He was a scout when the Generals won the Memorial Cup in 1990 and served as general manager from 1991-99.

Daniel's son, Jeff, was drafted by the Penguins in 1986 and played for the club from 1990-94. Jeff is currently in the Carolina organization.

Wayne and his wife, Heather, also have a daughter, Julie.



## CHUCK GRILLO - Scout

Chuck Grillo enters his third season on the Penguins scouting staff, and has nearly 20 years of experience at the NHL level.

Grillo served as executive vice president and director of player personnel for the San Jose Sharks from 1992 to 1996 where he was responsible for drafting 2000-2001 NHL Rookie of the Year Evgeni Nabakov. Prior to joining the Sharks, he served as director of pro scouting for the Minnesota North Stars.

From 1980-88 Grillo was a scout with the New York Rangers, working with Craig Patrick through 1986.

Grillo also owns and operates the highly successful Minnesota Hockey Camps, considered in the profession as the finest hockey development center in North America.

He and his wife Clairene have six children and nine grandchildren and reside in Nisswa, Minnesota.



## CHARLIE HODGE - Scout

Former NHL goaltender and Vezina Trophy winner Charlie Hodge enters his 14th season as a Penguins' scout.

Hodge played 12 seasons in the NHL, including nine with the Montreal Canadiens and was a member of five Stanley Cup championship teams. He won the Vezina Trophy in 1964 for posting the league's best goals against average (2.62) and shared the award with teammate Lorne "Gump" Worsley in 1966. He was named to the NHL's Second All-Star team in 1964 and 1965.

Hodge retired as a player in 1971 and spent two seasons coaching junior hockey before joining the Winnipeg Jets scouting staff in 1980.

He and his wife, Sheila, have three children and five grandchildren and reside in Langley, BC.



## MARK KELLEY - Scout

Mark Kelley begins his 11th season as the Penguins' European scout. He has worked out of Moscow and Prague during his tenure with the club. During two seasons in Moscow, he also served as assistant general manager of the Central Red Army Team, known as the Russian Penguins.

The Waterville, Maine native played collegiately at Colby College and professionally in Austria and with Binghamton of the AHL.

Kelley served as an assistant coach at Colby from 1982-84 and spent five seasons as a scout with the Quebec Nordiques (1988-93) before joining the Penguins.

Mark and his wife, Sabrina, were married in June 2002, and have a son, Kyle.



## RICHARD ROSE - Scout

Richard Rose enters his third season on the Penguins scouting staff. Prior to joining the team, he worked as a scout for the Tampa Bay Lightning for 10 seasons. Before his stint with the Lightning, Rose worked with the New York Rangers for 10 years, six with Penguins' general manager Craig Patrick.

Rose began his scouting career with the St. Louis Blues, where he was hired by Lynn Patrick. From St. Louis, he moved on to the Boston Bruins for two seasons, then worked for NHL Central Scouting for six years.

Richard and his wife, Nancy, have a son, Scott, and a daughter, Melanie.



## NEIL SHEA - Scout

Neil Shea enters his fifth season as a member of the Penguins scouting staff. He played four seasons at Boston College from 1982-86, winning three Hockey East championships.

After a tryout with the New York Rangers, he played professionally in Europe, then worked as a scout with the Quebec Ramparts of the International Hockey League.

Neil and his wife, Lorraine, have three sons, Brandon, Patrick and Neil.



# TRAINING STAFF



## **JOHN WELDAY - Strength & Conditioning**

Former Penn State offensive lineman John Welday enters his 15th season as the Penguins strength and conditioning coach. Prior to joining the Penguins, he spent five years in the same capacity at Dartmouth College, working with all sports programs.

The Toronto, Ohio native was an offensive tackle at Penn State in 1978 and 1979 before his career was cut short due to injury. He then served as assistant strength coach at Penn State from 1980-83 and worked as a teaching assistant in the strength and conditioning program. While at Dartmouth, he also served as an instructor for physical education classes in strength training.

A member of both of the Penguins Stanley Cup Championship teams, John and his wife, Jodi, have a son, Jared, and daughter, Jordan.



## **STEVE LATIN - Equipment Manager**

Steve Latin is entering his 16th season with the Penguins and his 24th season in the National Hockey League.

A veteran of nearly 1,900 NHL games, the Dearborn, Michigan native has an associate's degree in business from Eastern Michigan University in Ypsilanti. He broke into the NHL in 1980 with Detroit and spent six seasons with the Red Wings before joining the Hartford Whalers for two seasons. He joined the Penguins staff in 1988.

A member of both of the Penguins' Stanley Cup Championship teams, Latin has also been a member of five division winners and a President's Trophy winner with the Penguins.

Latin served as equipment manager for the silver medal winning 2002 U.S. Olympic Team, and has worked with Team USA at the 1990 World Championships and at the 1991 Canada Cup. He also worked the 1990 All-Star Game in Pittsburgh.

He was inducted into the Dearborn Hall of Fame in the summer of 2002.



## **PAUL FLATI - Asst. Equipment Manager**

Paul Flati begins his 10th season with the Penguins as assistant equipment manager.

He also served as assistant equipment manager for the Pittsburgh Phantoms of Roller Hockey International in 1994.

Paul and his wife, Carla, reside in Aliquippa.

He has three children, Paul, Abbie and Stephen, a daughter-in-law, Phyllis, and grandson, Dante.



## **PAUL DeFAZIO - Equipment Staff**

Paul DeFazio enters his seventh season with the Penguins and third as a full-time staff member.

Prior to joining the Penguins, he worked at ICEOPLEX at Southpointe as Supervisor of Operations.

DeFazio has several years of competitive hockey experience and teaches hockey lessons year round.

He is single and resides in Mt. Lebanon.



# TRAINING STAFF



## ***DR. CHARLES BURKE - Team Physician***

Dr. Charles Burke has served as the Penguins team physician since 1988.

He is an attending orthopedic surgeon at UPMC-St. Margaret's Memorial Hospital and UPMC-Shadyside in Pittsburgh, specializing in sports medicine and orthopedic surgery with special interests in knee and shoulder surgery. He also serves as an instructor at the St. Margaret's Sports Medicine Clinic.

A native of Boston, Burke graduated from Harvard and completed his graduate studies at the University of Cincinnati College of Medicine. He is board certified and a member of the American Academy of Orthopedic Surgeons.

He worked as team physician for Team USA at the 1991 Canada Cup Tournament and at the 2002 Winter Olympics.

He and his wife, Kathy, are the parents of four children.



## ***MARK MORTLAND - Head Athletic Trainer***

Mark Mortland enters his ninth season as a member of the Penguins training staff. Prior to joining the Penguins, Mortland owned and directed seven sports medicine clinics in the Pittsburgh area.

Mortland attended Lock Haven University, earning a degree in athletic training, then went to the University of Maryland for his degree in physical therapy. He is a licensed physical therapist and certified athletic trainer.

Mark and his wife, Judy, have three children, sons Marcus (12) and Nicholas (10) and a daughter, Krista (5). They reside in Peters Township.



## ***SCOTT JOHNSON - Asst. Athletic Trainer***

Scott Johnson begins his fifth season as a full-time member of the Penguins training staff after serving five seasons as a part-time trainer.

A graduate of North Dakota State with a B.S. in Athletic Training and Teacher Education, Johnson has also worked at St. Margaret Memorial Hospital and Allegheny Valley Hospital as an athletic trainer. He also served as athletic trainer at Shaler, Freeport and Lower Burrell High Schools before joining the Penguins.

Scott and his wife, DeeAnn, have two daughters, Haley (10) and Brynn (8) and reside in Zelenople.



## ***TOM PLASKO - Massage Therapist***

Tom Plasko returns to the Penguins this season as the team's full-time massage therapist. He has worked with the team during the past several years, as well as running his own private practice.

A native of Ambridge, Plasko was a member of the gold medal winning Canadian men's Olympic ice hockey team at the 2002 Salt Lake City games.



# STAFF PHOTOS



**Peter Barakat**  
Sales Account  
Executive



**Paul Barto**  
Director,  
Video  
Production



**George Birman**  
Sales Account  
Executive



**Ted Black**  
Vice President  
and General  
Counsel



**Tracey Botsford**  
Executive  
Assistant, Team  
Operations



**Kim Bogesdorfer**  
Senior Director,  
Corporate Sales



**Laura Bryer**  
Director,  
Customer  
Service



**Brian Coe**  
Director of  
Publications



**Jason Coe**  
Manager,  
Game  
Presentation



**Carol Coulson**  
Box Office  
Manager



**Carl D'Alicandro**  
Director,  
Corporate Sales



**Kathy Davis**  
Customer  
Service  
Representative



**Mark DeAndrea**  
Director,  
Corporate  
Sales



**Chris DeVivo**  
Multi-Media  
Manager



**Paul Fink**  
Video  
Coordinator



**Jason Florian**  
Sales Account  
Executive



**Kelly Gabany**  
Box Office  
Assistant



**Bonnie Golinski**  
Premium Sales  
Account  
Executive



**Mike Guiffre**  
Director of  
Group Sales



**Joe Hale**  
Manager,  
Video  
Production



**Brett Hart**  
Mailroom  
Supervisor



**Kelly Hart**  
Radio Network  
Executive  
Assistant



**Kevin Hart**  
Vice President  
and Controller



**Cindy Himes**  
Director,  
Public/Alumni  
Relations



**Sherry Huggins**  
Customer  
Service  
Representative



**Dana Kirkpatrick**  
Customer  
Service  
Representative



**Michael Lang**  
Team Staff



**Tawni Love**  
Accounting  
Staff



**Brian Magness**  
Director of  
Marketing



**Marie Mays**  
Manager,  
Sales Service

# STAFF PHOTOS



**Kelly Mazza**  
Sales Service



**Mike McCullough**  
Assistant  
Controller



**Mike McLaughlin**  
Sales Account  
Executive



**Fay McNamara**  
Executive  
Assistant



**Ross Miller**  
Sales Account  
Executive




**Dori Minnis**  
Manager, Arts  
and Graphics



**George Murphy**  
Premium Sales  
Account  
Executive



**Jason Onufer**  
Box Office  
Assistant



**Renee  
Petrichevich**  
Director,  
Community  
Relations



**Barb Pilarski**  
Creative  
Director



**Chuck Pukansky**  
Sales Account  
Executive



**Brett Robinson**  
New Media  
Manager



**James Santilli**  
Senior Director  
of Ticketing



**Jill Shaw**  
Database  
Manager



**Cori Shrader**  
Customer  
Service  
Representative



**Mark Shuttleworth**  
Director of  
Operations,  
Lemieux Hockey  
Development



**Chad Slencak**  
Director of  
Ticketing



**Terri Smith**  
Director of  
Premium Sales



**Dave Soltesz**  
Vice President,  
Sales



**Joe Traynor**  
Sales Account  
Executive



**Jen Tuite**  
Box Office  
Assistant



**Troy Ussack**  
Senior  
Accountant



**Ray Walker**  
Executive  
Producer,  
PensNet



**Jill Weisbrod**  
Customer  
Service  
Representative



**Craig Wheeler**  
Sales Account  
Executive



**Andrea Winschel**  
Payroll Manager



# IN THE COMMUNITY

The Pittsburgh Penguins are dedicated to serving our community through a variety of interactive charity and community service programs. The Penguins emphasize education and compassion with programs that are designed to improve the quality of life for the people of Pittsburgh, to educate our youth and to support the underprivileged.

## **PROGRAMS**

### **Score One for Life Blood Drive**

Each summer, Penguins players, coaches and broadcasters participate in the Score One for Life blood drive for the Central Blood Bank. The team also donates a pair of pre-season tickets to every registered donor. In 10 years, the drives have helped save the lives of more than 20,100 patients.

### **"Penguins At Your Service" Dinner**

The dinner has established itself as one of the largest charity events in Pittsburgh. Started in 1986, the dinner has raised more than \$3.0 million for research into finding a cure for cystic fibrosis. Players, dressed in tuxedos, pose as waiters for the evening. Tipping prizes and silent and live auctions are featured. Proceeds benefit the Cystic Fibrosis Foundation of Western PA.

### **Pen Pals**

The Pen Pals program was created to benefit individuals who are battling serious illness or have suffered catastrophic loss. Many children are selected from Children's Hospital of Pittsburgh. Throughout the regular season, the Pens grant special visits to exceptional individuals and their families. Pen Pals attend a team practice session with a personal locker room tour, meeting players and collecting autographs. Pen Pals and their families are also treated to a special evening on the town with a limousine ride, dinner and the excitement of a Penguins' home game, which includes a personalized welcome on the arena JumboTron.

### **Team Cool Kids & Power of Reading**

The goal of the program is to reward and encourage students to create their own in-school anti-drug program. The most exceptional programs are selected for the months of January, February and March with an overall winning program having the opportunity to have Penguins players visit their school. The formal presentation includes the FBI and UPMC. Winning students receive prizes and are



Steve McKenna serves up some laughs at the 'Penguins At Your Service' Dinner.



acknowledged at a regular season home game. All participating students encompassing grades 4 through 8 receive TEAM Cool Kids school pocket folders.

## **Penguins/US Steel Blood Drive**

The Penguins team up with US Steel each year for an annual blood drive benefiting the Pittsburgh Community Blood Bank. The drive is held in late summer when local blood supplies are typically at the lowest mark. The drive is held at the USX Tower, Marriott City Center and at a variety of US Steel mill sites. With Penguins' players, coaches and broadcasters on hand to sign autographs at the downtown locations, the event has set record numbers in each of its eleven years with more than 24,400 patients served from collections. The team donates a pair of pre-season tickets to every registered donor.

## **Make-A-Wish & Project Bundle-Up**

The Penguins hold a special practice and party for Make-A-Wish children and their families each year. Children enjoy meeting the players and coaches, taking photos and collecting autographs.

The Team also participates in a Penguins Personal Shopping Day for the Salvation Army's Project Bundle-Up, a program that provides winter clothing for local disadvantaged children. Players are paired with youngsters for a shopping spree to purchase warm clothing for the winter months.



Mario Lemieux does a little shopping with a friend for **Project Bundle-Up**.

## **Food & Toy Collections**

For the past 11 years, Penguins fans have helped feed local families at the team's annual food drive for the Greater Pittsburgh Community Food Bank. Fans have donated 12,854 pounds of food and \$10,403 prior to the 2003-04 campaign.

Every holiday season, the Penguins and the Penguins Wives Charity Association hold a toy collection at a home game for the Salvation Army's Angel Tree program for distribution to our area's underprivileged children. Fans have contributed 7,063 toys and \$16,375 since 1992.

## **Children's Hospital Visit**

A team tradition since the 1970s, Penguins players and team mascot Iceburgh make an annual visit to the Children's Hospital of Pittsburgh. Players visit each floor of the hospital passing out calendars, yearbooks and stuffed Penguins as they chat with the patients and their families.



# IN THE COMMUNITY

## AMATEUR HOCKEY PROGRAMS

### **Puck Pals**

Local amateur and high school developmental teams are given the opportunity to hold a scrimmage on Mellon Arena ice during intermission. Tickets are offered at a discount rate.

### **Pens Street Pals**

The Penguins have teamed up with Pittsburgh's Department of Parks & Recreation and the Boys & Girls Clubs of Western PA to introduce the sport of hockey to youths not typically exposed to the game. There are currently 19 recreational centers that receive program guidance, equipment and clinics from Penguins players to startup and maintain the programs.

### **High School Player of the Month Awards**

During the four months of high school hockey's regular season, four players representing the four districts in the PIHL are honored each month as "player of the month" during a presentation at a Penguins game. Each honoree receives complimentary tickets and a commemorative plaque.

### **Practice with the Pens**

Several times each season, local youth hockey teams attend a Penguins practice as special guests of the team. Afterwards, the teams are given an hour of complimentary practice ice. A Penguins player or coach spends time with the kids during their skate.

### **Lemieux Hockey Development Camps**

The Penguins offer hockey skills development camps throughout the summer months for youth players age 5 through 14. A conditioning camp for 15-18 year olds and a clinic for hockey coaches rounds out the summer camp/clinic offerings.

### **Adult Amateur Hockey**

The Penguins offered the first-ever Penguins Adult Hockey Fantasy Camp in March 2002, and the event was so well received that it has become an annual camp during the season. Additionally, the Penguins are making plans to offer an Adult Learn-to-Play-Hockey Clinic at local rinks.

## SCHOLARSHIPS

Since 1992, the Penguins have awarded more than \$66,500 in scholarships to deserving Pittsburgh area students. The team has awarded 40 Continuing Education Scholarships and 15 Bob Johnson Memorial Scholarships during the past 12 years.

### **Continuing Education Scholarships**

\$1,000 scholarships are awarded to Pittsburgh inner-city high school seniors on the basis of academic achievement, community service and participation in school activities.

### **Bob Johnson Memorial Scholarships**

The \$2,500 scholarship was established in memory of the Penguins' late head



coach, who led the team to its first Stanley Cup Championship in 1991. Co-sponsored by the Penguins Booster Club, it is awarded to a western Pennsylvania high school senior for academic excellence, community service and for providing leadership, sportsmanship and a positive attitude as a member of their school's hockey program.

## PENGUINS ALUMNI ASSOCIATION


The Penguins Alumni Association held its sixth annual Charity Golf Classic in July 2003 with more than 30 local and out-of-town alumni members participating in the event. Proceeds from the tournament benefit the Children's Hospital of Pittsburgh Heart Camp, Achieva, Pennies from Heaven and the Mario Lemieux Foundation.

Over the past six years, the Penguins Alumni Association has donated more than \$100,000 to local charities.

In 2001, the Classic featured a reunion of the 1991 Stanley Cup championship team. Proceeds from the event benefited Heart Camp and the September 11th Fund. The 2002 event reunited members of the 1992 Stanley Cup championship team.

Alumni members also participate in celebrity hockey games benefiting local charities and represent the Penguins' organization at a variety of tri-state area events, serving as guest speakers or participating in autograph sessions.

Local alumni members also participate in a variety of community outreach activities throughout the year. The alumni Association is led by Alumni Board Members Kim Clackson, Dave Hannan, Troy Loney, Ken Wregget and Warren Young.



Penguins alums including Bob Errey, Troy Loney and Phil Bourque have raised more than \$100,000 for local charities.



# MELLON ARENA

Since their inception in 1967, the Penguins have played their home games in a building nicknamed “The Igloo” – originally known as the Civic Arena and now renamed Mellon Arena because of a multi-year sponsorship deal with Mellon Financial Corp.

The Arena, now in its 42nd year of operation, is the oldest facility in the National Hockey League. Hockey seating capacity was only 12,580 in 1967, but a series of expansions and modernization programs over the past three decades have increased that capacity to its current 16,958.

Originally built for the Civic Light Opera, the Arena quickly evolved into a site for sporting events and concerts and was home to the Pittsburgh Hornets of the American Hockey League, as well as Duquesne University basketball and a series of pro teams ranging from indoor soccer to world team tennis. Teams such as the Pittsburgh Pipers and Pittsburgh Condors of the old American Basketball Association also called the Arena home in the 1960s and 1970s.

The Penguins are Mellon Arena’s anchor tenant and feature attraction, playing more than 40 games here each season (two preseason games and 41 regular season games in 2001-02).

During its lifetime, the Arena has hosted the Stanley Cup Finals, the NHL All-Star game, the NCAA men’s and women’s basketball tournaments, the Harlem Globetrotters, professional wrestling, ice skating and gymnastics competitions and popular acts ranging from Elvis Presley and Frank Sinatra to Bruce Springsteen, Garth Brooks and the Backstreet Boys.

Featuring a retractable stainless steel roof, the Arena was built for a cost of \$22 million. It is financed by a combination of public and private funds, including outright grants from the City of Pittsburgh, Allegheny County and Edgar Kaufmann.

The Sports & Exhibition Authority oversees Mellon Arena on behalf of the City of Pittsburgh and Allegheny County. The Regional Asset District (RAD) Board also has provided funding.

SMG is the landlord, and the Penguins rent from SMG.





# THE PLAYERS





# JEAN-SEBASTIEN AUBIN- 30



**POSITION:** Goaltender  
**HT/WT:** 5-11/180  
**CATCHES:** Right  
**BORN:** July 19, 1977  
**BIRTHPLACE:** Montreal, Quebec

## 2002-03

Appeared in 21 games with Pittsburgh, posting a 6-13-0 record and a 3.13gaa...Recorded his fifth career shutout Oct. 12 vs. NY Rangers, making 30 saves in a 6-0 win...Made 41 saves in a 7-2 win Nov. 27 vs. Philadelphia...Made a season-high 42 saves in a 5-0 loss Dec. 15 at Anaheim...Stopped 23 of 24 shots in a 4-1 win Jan. 3 at Atlanta...Made 23 saves in a 5-3 win Jan. 25 vs. Chicago...Appeared in 11 home games, posting a 5-6-0 record, 2.50gaa and a .914sv%...Appeared in 10 road games, posting a 1-7-0 record, 3.89gaa and a .885sv%...Appeared in 16 games with Wilkes-Barre/Scranton (AHL) after being assigned on Feb. 26...Posted a record of 8-6-1 and a 1.89gaa with three shutouts...Made his first start of the season for Wilkes-Barre/Scranton, stopping 23 of 25 shots Mar. 1 at Cincinnati...Became the first goaltender in club history to record shutouts in back-to-back games, Mar. 19-22...Started in goal in ten straight games, Mar. 17-Apr. 5...Named AHL Player of the Week (Mar. 31-Apr. 6), going 2-0-1 with a 0.65gaa and a .978sv% with one shutout...Started in all six playoff games, posting a 3-3 record with a 2.02gaa and .930sv%.

## CAREER

**2001-02:** Posted a 3-12-1 record and 3.56 goals against average in 21 games...Won his first game of the season Nov. 13 at New Jersey, stopping 25 of 26 shots in a 5-1 win...Recorded his 50th career win Feb. 28 at Columbus, making 22 saves...Made a season-high 34 saves in a 3-1 loss at Philadelphia on Apr. 6...**2000-01:** Posted a 20-14-1 record in 36 games, leading the Penguins in wins for the second consecutive season...Became the first Penguins goalie to post back-to-back 20-win seasons since Ken Wregget (25 in 1994-95 and 20 in 1995-96)...Led Penguins goalies in games played and minutes played (2,050)...Won three straight games on two occasions - Oct. 8-14 and Feb. 21-25...Made a season-high seven consecutive starts from Feb. 17 to Mar. 2, going 5-2-0 with a 3.27 goals against average...Recorded the second assist of his career Jan. 17 at Phoenix...Played in his 100th career game Mar. 8 at Atlanta, picking up the win...Missed 14 games from Dec. 2-30 due to knee surgery...**1999-00:** Led all rookie goaltenders in wins (23), games played (51) and minutes played (2,788:44)...Ranked second among rookie goalies with a .914 save percentage (Boucher-PHI .918), third with a 2.58 goals against average (Boucher 1.91, Biron-BUF 2.42) and tied for fourth with two shutouts (Biron-5, Boucher-4, Denis-COL-3, Grahame-BOS-2)...Became just the second Penguin goalie to win 20 or more games as a rookie (Patrick Lalime, 21 in 1996-97)...Led Penguins goalies in games played, minutes played, wins and shutouts and ranked second in save percentage and goals against average to Ron Tugnutt...Named NHL Player of the Week for the week of Feb. 14-20, going 2-0-1 with a 0.65 goals against average, one shutout and a .979 save percentage...Played in 20 consecutive games from Feb. 1-Mar. 16, the only game he did not start in that span was Feb. 9 vs Atlanta...Recorded an assist Nov. 10 vs. Montreal, his first career point...Missed five games due to injury - two due to a shoulder injury (Nov. 26-27) and three due to an ankle strain (Apr. 5-9)...Began the season in Wilkes-Barre/Scranton (AHL)...Totaled 11 games with the Penguins' minor league affiliate, going 2-8-0 with a 4.35 goals against average...Was recalled by Pittsburgh on Jan. 26 and remained there for the remainder of the season...Missed the entire playoffs due to an ankle strain suffered Apr. 3 vs Carolina...**1998-99:** Split the season between Pittsburgh and Kansas City of the International Hockey League...Was 4-3-6 with the Penguins in 17 games, posting a 2.22 goals against average...Played in his first NHL game Oct. 21 at Tampa Bay...Made his first NHL start in a 4-1 loss at Edmonton Oct. 21...Picked up his first NHL win, 4-2, at Ottawa, Nov. 5...Posted the first shutout of his career Nov. 7 vs Boston in a 0-0 tie...Was 5-7-(1) with a 3.27gaa in 13 games with Kansas City...Named IHL Goaltender of the Week for Feb. 1-7, going 2-0-0 with a 2.00 gaa and a .955 save percentage...Missed six games due to a strained hamstring suffered Apr. 3 vs New Jersey...**1997-98:** Started the season with Syracuse of the American Hockey League...Went 2-4-1 with a 4.13 GAA in eight games with the Crunch...Was assigned to Dayton of the East Coast Hockey League Nov. 24...Led Dayton with 15 wins, 1 shutout and a 3.01 GAA...Was 1-1 with a 1.69 GAA in the ECHL playoffs...**1996-97:** Finished the season with Sherbrooke of the Quebec Major Junior Hockey League...Had a 1.93 GAA with Sherbrooke and appeared in one playoff game...Also played in 11 games with Laval, posting a 2-6-1 record...Started the season with Moncton...Led Moncton with nine wins, one shutout, and a 3.21 GAA...**1995-96:** Ranked 11th in the QMJHL with a 3.57 GAA, appearing in 40 games with Sherbrooke...Ranked second on the team with 18 wins...**1994-95:** Ranked second on Sherbrooke with a 3.40 GAA...Tied for the team lead with one shutout and ranked second with 13 wins.

# JEAN-SEBASTIEN AUBIN - 30



## RECORD VS. NHL

Team	GP	MP	GA	GAA	W-L-T
Anaheim	5	276	18	3.91	1-4-0
Atlanta	7	404	14	2.08	6-1-0
Boston	5	309	14	2.72	1-2-2
Buffalo	5	299	12	2.41	1-1-2
Calgary	2	102	8	4.71	1-1-0
Carolina	6	301	16	3.19	1-4-0
Chicago	2	82	4	2.93	2-0-0
Colorado	1	60	5	5.00	0-1-0
Columbus	3	182	7	2.31	3-0-0
Dallas	1	25	1	2.40	0-0-1
Detroit	4	240	16	4.00	1-3-0
Edmonton	4	221	8	2.17	2-1-0
Florida	6	369	12	1.95	3-2-1
Los Angeles	2	40	3	4.50	0-0-0
Minnesota	2	119	4	2.02	1-1-0
Montreal	7	400	24	3.60	2-5-0
Nashville	5	304	11	2.17	2-2-1
New Jersey	11	450	23	3.07	1-7-0
NY Islanders	13	778	45	3.47	7-6-0
NY Rangers	12	650	33	3.05	7-2-2
Ottawa	4	230	11	2.87	1-1-2
Philadelphia	13	599	31	3.11	3-7-0
Phoenix	3	177	10	3.39	1-2-0
St. Louis	--	--	--	--	--
San Jose	4	199	9	2.71	1-2-0
Tampa Bay	8	413	19	2.76	3-4-0
Toronto	5	228	9	2.37	1-2-0
Vancouver	1	60	0	0.00	1-0-0
Washington	5	303	12	2.38	3-2-0

## MILESTONES

100th Game: 3/8/01 @ Atlanta

## FIRSTS

First NHL Game: 10/21/98 @ Tampa Bay  
 First NHL Win: 11/5/98 @ Ottawa  
 First NHL Shutout: 11/7/98 vs. Boston  
 First NHL Point/Assist: 11/10/99 vs. Montreal

## GAME HIGHS

Most Saves: 42 - 12/15/02 @ Anaheim  
 Most Goals Allowed: 7 - 10/25/02 @ Detroit

## CAREER SHUTOUTS

11/7/98 vs. Boston (0-0), 18 saves  
 3/17/99 @ Tampa Bay(2-0), 16 saves  
 12/9/99 vs. Washington (3-0), 24 saves  
 2/14/99 vs. Vancouver (3-0), 37 saves  
 10/12/02 vs. NY Rangers (6-0), 30 saves

## CAREER TRANSACTIONS

Drafted by Pittsburgh in the third round (76th overall) of the 1995 Entry Draft

## CAREER STATISTICS

YEAR	TEAM	LEAGUE	Regular Season							Playoffs						
			GP	W	L	T	MIN	GA	SO	GAA	GP	W-L	MIN	GA	SO	GAA
1994-95	Sherbrooke	QMJHL	27	13	10	1	1287	73	1	3.40	3	1-2	185	11	0	3.57
1995-96	Sherbrooke	QMJHL	40	18	14	2	2140	127	0	3.57	4	1-3	238	23	0	5.55
1996-97	Laval	QMJHL	11	2	6	1	532	41	0	4.62	--	--	--	--	--	--
	Moncton	QMJHL	22	9	12	0	1252	67	1	3.21	--	--	--	--	--	--
1997-98	Sherbrooke	QMJHL	4	3	1	0	249	8	0	1.93	1	0-1	60	4	0	4.00
	Syracuse	AHL	8	2	4	1	380	26	0	4.10	--	--	--	--	--	--
	Dayton	ECHL	21	15	2	2	1177	59	1	3.01	3	1-1	142	4	0	1.69
1998-99	PITTSBURGH	NHL	17	4	3	6	756	28	2	2.22	--	--	--	--	--	--
	Kansas City	IHL	13	5	7	1	751	41	0	3.28	--	--	--	--	--	--
1999-00	PITTSBURGH	NHL	51	23	21	3	2789	120	2	2.58	--	--	--	--	--	--
	Wilkes-Barre	AHL	11	2	8	0	538	39	0	4.35	--	--	--	--	--	--
2000-01	PITTSBURGH	NHL	36	20	14	1	2050	107	0	3.13	1	0-0	1	0	0	0.00
2001-02	PITTSBURGH	NHL	21	3	12	1	1094	65	0	3.56	--	--	--	--	--	--
2002-03	PITTSBURGH	NHL	21	6	13	0	1132	59	1	3.13	--	--	--	--	--	--
	Wilkes-Barre	AHL	16	8	6	1	919	29	3	1.89	6	3-3	356	12	0	2.02
NHL/PGH TOTALS			146	56	63	11	7821	379	5	2.91	1	0-0	1	0	0	0.00





# MARC BERGEVIN - 25



**POSITION:** Defenseman  
**HT/WT:** 6-1/214  
**SHOOTS:** Left  
**BORN:** August 11, 1965  
**BIRTHPLACE:** Montreal, Quebec

## 2002-03

Appeared in 69 games with the Penguins, recording seven points (2+5) and 36 penalty minutes...Traded to Tampa Bay on Mar. 11 and appeared in one game with the Lightning, going scoreless...Appeared in 69 consecutive games with the Penguins, Oct. 12-Mar. 9...Recorded an assist Nov. 2 vs. Tampa Bay...Scored his first goal of the season Nov. 14 at Minnesota...Scored a goal Nov. 23 vs. San Jose...Recorded an assist Nov. 29 at Buffalo...Was a season-high plus-4 Dec. 23 vs. Buffalo...Recorded an assist Dec. 28 vs. Montreal...Recorded an assist Jan. 4 vs. NY Islanders...Recorded an assist Jan. 17 at Tampa Bay.

## CAREER

**2001-02:** Recorded three assists in 30 games with St. Louis after signing on November 6...Ranked fifth among Blues defensemen with a plus-6 rating...Was plus or even in 25 of his 30 games (83.3%)...Notched an assist in his third game of the season, Nov. 23 at Detroit...Collected two assists Apr. 3 at Dallas, including one on the game-winning overtime goal...Appeared in a season-high nine straight games from Mar. 30-Apr. 14...Played in seven of the Blues ten playoff games, going scoreless and even with four penalty minutes...**2000-01:** Played in 36 games with the Penguins...Scored his only goal of the season Apr. 7 at Philadelphia...Played in his 1,000th career game Jan. 13 at the Islanders...Missed seven games (Feb. 23-Mar. 8) with a strained knee...Also played two games with St. Louis...Missed the first 18 games of the season with the Blues with a fractured thumb...**1999-00:** Ranked sixth in the NHL with a plus-27 rating...Played in 81 games, collecting nine points (1+8)...**1998-99:** Collected a career-high 99 penalty minutes in 52 games with St. Louis...Appeared in his 900th career game Mar. 7 vs. New Jersey...**1997-98:** Played in 81 games with the Blues, recording 10 points (3+7)...Recorded one assist in 10 playoff games...Played in his 800th career game Nov. 17 at Toronto...**1996-97:** Was one of only three Blues to play all 82 games...**1995-96:** Played in 70 games with Detroit, registering 10 points...Ranked sixth among Red Wings defensemen with a plus-7 rating...Played in a career-high 17 playoff games...**1994-95:** Tied for second among Tampa Bay defensemen with six points (2+4)...Played in his 600th career game Feb. 24 at Pittsburgh...**1993-94:** Played in a career-high 83 games with Tampa Bay...Ranked fourth among Lightning defensemen in points and assists...Collected his 100th career point Oct. 27 vs. Winnipeg...Played for Canada in the World Championships...**1992-93:** In his first season with Tampa Bay, registered 14 points (2+12) in 78 games...Ranked fourth among Lightning defensemen in points and assists...**1991-92:** Notched career-highs in points (24) and assists (17) with Hartford...Tied his career-high in goals with seven...Also scored seven goals in 1985-86 with Chicago...Tied for fourth among Whalers defensemen in points, ranked third in goals and fourth in assists...**1990-91:** Split the season between Hartford, Capital District (AHL) and Springfield (AHL)...Was scoreless in four games with the Whalers...**1989-90:** Played in 18 games with the New York Islanders, recording four assists...Also played in 47 games with Springfield of the AHL...**1988-89:** Began the season with Chicago appearing in 11 games prior to being traded to the Islanders...Collected 15 points in 58 games with the Islanders, ranking fourth among defensemen...**1987-88:** Split the season between Chicago and Saginaw of the International Hockey league...Appeared in 58 games with the Blackhawks...**1986-87:** Ranked fifth among Chicago defensemen in scoring with 14 points (4+10)...Was plus-4, ranking fourth among Chicago defensemen...**1985-86:** Set a career-high with seven goals for Chicago...His seven goals ranked fifth among Blackhawks blueliners...Scored his first NHL goal Oct. 19 at Detroit...**1984-85:** Registered six assists in 60 games in his rookie season with Chicago...Tallied three assists in six playoff games

## CAREER TRANSACTIONS

Drafted by Chicago in the third round (60th overall) of 1983 Entry Draft...Traded by Chicago with Gary Nylund to the NY Islanders for Steve Konroyd and Bob Bassen, Nov. 25, 1988...Traded to Hartford by NY Islanders for a fifth round choice in the 1992 Entry Draft, Oct. 30, 1990...Signed as a free agent by Tampa Bay, July 9, 1992...Traded by Tampa Bay with Ben Hankinson to Detroit for Shawn Burr and a third round choice in the 1996 Entry Draft, Aug. 17, 1995...Signed as a free agent by St. Louis, July 31, 1996...Traded by St. Louis to Pittsburgh for Dan Trebil, Dec. 28, 2000...Signed as a free agent by St. Louis, Nov. 6, 2001...Signed as a free agent by Pittsburgh, July 18, 2002...Traded by Pittsburgh to Tampa Bay for Brian Holzinger, Mar. 11, 2003...Traded by Tampa Bay to Pittsburgh for a ninth round choice in the 2003 Entry Draft, May 12, 2003

# MARC BERGEVIN - 25



## SCORING VS. NHL

Team	GP	G	A	PTS	PIM
Anaheim	22	0	2	2	32
Atlanta	9	0	0	0	4
Boston	47	3	7	10	36
Buffalo	40	2	5	7	40
Calgary	44	2	6	8	58
Carolina	37	1	5	6	39
Chicago	48	4	4	8	30
Colorado	50	1	4	5	29
Columbus	3	0	0	0	0
Dallas	68	3	11	14	67
Detroit	62	1	8	9	35
Edmonton	43	1	5	6	15
Florida	22	0	1	1	47
Los Angeles	43	1	4	5	51
Minnesota	5	1	0	1	2
Montreal	44	1	5	6	16
Nashville	14	1	1	2	4
New Jersey	44	1	3	4	37
NY Islanders	40	1	4	5	50
NY Rangers	44	1	8	9	40
Ottawa	25	0	3	3	15
Philadelphia	48	1	10	11	31
Phoenix	51	1	6	7	43
Pittsburgh	40	2	7	9	54
San Jose	28	1	3	4	50
St. Louis	47	2	7	9	43
Tampa Bay	14	0	2	2	13
Toronto	69	1	7	8	42
Vancouver	40	2	2	4	81
Washington	39	0	5	5	57

## MILESTONES

1,100th Game: 1/7/03 @ NY Islanders  
 1,000th Game: 1/13/01 @ NY Islanders

## FIRSTS

First NHL Game: 10/21/84 vs. Los Angeles  
 First NHL Assist/Point: 10/21/84 vs. Los Angeles  
 First NHL Goal: 10/19/85 @ Detroit  
 (Chris Pusey)

## GAME HIGHS

Most Goals: 1 - 35 Times, Last:  
 11/23/02 vs. San Jose  
 Most Assists: 3 - 11/2/91 @ Pittsburgh  
 Most Points: 3 - 11/2/91 @ Pittsburgh (0+3)  
 Most PIM: 22 - 4/16/95 @ Florida

## CAREER STATISTICS

Regular Season

Playoffs

YEAR	TEAM	LEAGUE	GP	G	A	PTS	PIM	+/-	PP	SH	GW	S	GP	G	A	PTS	PIM	
1982-83	Chicoutimi	QMJHL	64	3	27	30	113	--	--	--	--	--	--	--	--	--	--	
1983-84	Chicoutimi	QMJHL	70	10	35	45	125	--	--	--	--	--	--	--	--	--	--	
	Springfield	AHL	7	0	1	1	2	--	--	--	--	--	--	--	--	--	--	
1984-85	Chicago	NHL	60	0	6	6	54	-9	0	0	0	41	6	0	3	3	2	
	Springfield	AHL	--	--	--	--	--	--	--	--	--	--	4	0	0	0	0	
1985-86	Chicago	NHL	71	7	7	14	60	E	0	0	1	50	3	0	0	0	0	
1986-87	Chicago	NHL	66	4	10	14	66	4	0	0	0	56	3	1	0	1	2	
1987-88	Chicago	NHL	58	1	6	7	85	-19	0	0	0	51	--	--	--	--	--	
	Saginaw	IHL	10	2	7	9	20	--	--	--	--	--	--	--	--	--	--	
1988-89	Chicago	NHL	11	0	0	0	18	-3	0	0	0	9	--	--	--	--	--	
	NY Islanders	NHL	58	2	13	15	62	2	1	0	0	56	--	--	--	--	--	
1989-90	NY Islanders	NHL	18	0	4	4	30	-8	0	0	0	12	--	--	--	--	--	
	Springfield	AHL	47	7	16	23	66	--	--	--	--	--	17	2	11	13	16	
1990-91	Capital Dist.	AHL	7	0	5	5	6	--	--	--	--	--	--	--	--	--	--	
	Hartford	NHL	4	0	0	0	4	-3	0	0	0	2	--	--	--	--	--	
	Springfield	AHL	58	4	23	27	85	--	--	--	--	--	18	0	7	7	26	
1991-92	Hartford	NHL	75	7	17	24	64	-13	4	1	1	96	5	0	0	0	2	
1992-93	Tampa Bay	NHL	78	2	12	14	66	-16	0	0	0	69	--	--	--	--	--	
1993-94	Tampa Bay	NHL	83	1	15	16	87	-5	0	0	1	76	--	--	--	--	--	
1994-95	Tampa Bay	NHL	44	2	4	6	51	-6	0	1	0	32	--	--	--	--	--	
1995-96	Detroit	NHL	70	1	9	10	33	7	0	0	0	26	17	1	0	1	14	
1996-97	St. Louis	NHL	82	0	4	4	53	-9	0	0	0	30	6	1	0	1	8	
1997-98	St. Louis	NHL	81	3	7	10	90	-2	0	0	0	40	10	0	1	1	8	
1998-99	St. Louis	NHL	52	1	1	2	99	-14	0	0	0	40	--	--	--	--	--	
1999-00	St. Louis	NHL	81	1	8	9	75	27	0	0	0	54	7	0	1	1	6	
2000-01	St. Louis	NHL	2	0	0	0	0	1	0	0	0	1	--	--	--	--	--	
	PITTSBURGH	NHL	36	1	4	5	26	5	0	0	0	11	12	0	1	1	2	
2001-02	St. Louis	NHL	30	0	3	3	2	6	0	0	0	13	7	0	0	0	4	
2002-03	PITTSBURGH	NHL	69	2	5	7	36	-9	0	0	0	27	--	--	--	--	--	
	Tampa Bay	NHL	1	0	0	0	0	-2	0	0	0	0	--	--	--	--	--	
	NHL TOTALS		1130	35	135	170	1061	-66	5	2	3	792	76	3	6	9	48	
	PGH TOTALS			105	3	9	12	62	-4	0	0	0	38	12	0	1	1	2



# MATT BRADLEY - 8



**POSITION:** Right Wing  
**HT/WT:** 6-2/195  
**SHOOTS:** Right  
**BORN:** June 13, 1978  
**BIRTHPLACE:** Stittsville, Ontario

## 2002-03

Appeared in 46 games with San Jose before being traded to the Penguins on March 11...Did not appear in a game with the Penguins due to wrist surgery...Recorded five points (2+3) and 37 penalty minutes with the Sharks...Recorded an assist Nov. 5 vs. Los Angeles...Missed three games, Nov. 15-19, with a groin injury...Played in 100th career game Dec. 16 at NY Rangers...Scored first goal of the season and was plus-2 Jan. 27 at Los Angeles...Scored a goal Feb. 24 vs. Calgary

## CAREER

**2001-02:** Tied for third on the Sharks with a plus-22 rating and ranked first among NHL rookies in his first full NHL season...Selected Sharks Rookie of the Year...Tied for 14th in voting for Calder Trophy...Tallied first career game-winning goal Jan. 9 at Phoenix...Recorded first career two-point game (1+1) Dec. 28 vs. NY Rangers...Played in first career NHL post-season game Apr. 20 vs. Phoenix (Game Two, WCQF)... **2000-01:** Recorded 13 points (5+8) and 16 penalty minutes in 22 games with Kentucky (AHL)...Recorded two points (1+1) in 21 games with the Sharks...Began the season with the Sharks and scored his first NHL goal Nov. 9 at Columbus (Tugnutt)...Recorded first NHL point with an assist Oct. 12 vs. Phoenix...Made NHL debut Oct. 6 vs. St. Louis... **1999-00:** Played in a career-high 80 games with Kentucky...Led the team with three short-handed goals, ranked fourth with four game-winning goals and ranked eighth in scoring (22+19)...Played in nine playoff games with Kentucky, leading the club with six goals and two game-winning goals...Tied for second in scoring with nine points (6+3)... **1998-99:** Recorded 43 points (23+20) and 57 penalty minutes in 79 games with Kentucky...His 43 points was second most by a Kentucky rookie...Set team rookie record for goals in a season... **1997-98:** Ranked fourth on Kingston (OHL) in scoring with 83 points (33+50) in 55 games...Ranked among the top 20 scorers in the OHL...Named to OHL Eastern Conference All-Star Team...Named third best defensive forward by OHL coaches...Represented Canada at World Junior Championships in Switzerland... **1996-97:** Finished second on Kingston in games played (65), ranked third with 24 goals and ranked fifth in scoring with 48 points.

# MATT BRADLEY - 8



## SCORING VS. NHL

Team	GP	G	A	PTS	PIM
Anaheim	4	0	0	0	9
Atlanta	2	0	1	1	0
Boston	2	0	0	0	0
Buffalo	--	--	--	--	--
Calgary	7	2	1	3	10
Carolina	2	0	0	0	0
Chicago	6	1	0	1	5
Colorado	6	0	0	0	5
Columbus	6	1	1	2	5
Dallas	7	0	0	0	9
Detroit	7	1	1	2	2
Edmonton	7	0	1	1	12
Florida	1	1	1	2	5
Los Angeles	7	1	2	3	2
Minnesota	6	0	1	1	2
Montreal	3	1	0	1	0
Nashville	6	0	0	0	0
New Jersey	1	0	0	0	0
NY Islanders	3	0	0	0	2
NY Rangers	3	1	1	2	0
Ottawa	2	1	0	1	0
Philadelphia	2	0	0	0	2
Phoenix	7	1	2	3	0
Pittsburgh	3	0	0	0	10
St. Louis	5	0	0	0	17
San Jose	--	--	--	--	--
Tampa Bay	2	0	1	1	0
Toronto	3	0	1	1	0
Vancouver	9	0	1	1	0
Washington	2	1	2	3	2

## MILESTONES

100th Game: 12/16/02 @ NY Rangers

## FIRSTS

First NHL Game: 10/6/00 vs. St. Louis  
 First NHL Assist/Point: 10/12/00 vs. Phoenix  
 First NHL Goal: 11/9/00 @ Columbus  
 (Ron Tugnutt)

## GAME HIGHS

Most Goals: 1 - 12 Times, Last:  
 2/24/03 vs. Calgary  
 Most Assists: 1 - 17 Times, Last:  
 2/10/03 @ Detroit  
 Most Points: 2 - Four Times, Last:  
 3/15/02 vs. Washington (1+1)  
 Most PIM: 17 - 11/25/02 @ St. Louis

## CAREER TRANSACTIONS

Drafted by San Jose in the fourth round (102nd overall) of the 1996 Entry Draft...  
 Traded to Pittsburgh from San Jose in exchange for Wayne Primeau, March 11, 2003.

## CAREER STATISTICS

YEAR	TEAM	LEAGUE	Regular Season													Playoffs				
			GP	G	A	PTS	PIM	+/-	PP	SH	GW	S	GP	G	A	PTS	PIM			
1994-95	Cumberland	OCJHL	49	13	20	33	18	--	--	--	--	--	--	--	--	--	--	--	--	
1995-96	Kingston	OHL	55	10	14	24	17	--	--	--	--	--	--	6	0	1	1	6		
1996-97	Kingston	OHL	65	24	24	48	41	--	--	--	--	--	--	5	0	4	4	2		
	Kentucky	AHL	1	0	1	1	0	--	--	--	--	--	--	--	--	--	--	--		
1997-98	Kingston	OHL	55	33	50	83	24	--	--	--	--	--	--	8	3	4	7	7		
1998-99	Kentucky	AHL	79	23	20	43	57	--	--	--	--	--	--	10	1	4	5	4		
1999-00	Kentucky	AHL	80	22	19	41	81	--	--	--	--	--	--	9	6	3	9	9		
2000-01	San Jose	NHL	21	1	1	2	19	E	0	0	0	16	--	--	--	--	--	--		
	Kentucky	AHL	22	5	8	13	16	--	--	--	--	--	--	1	1	0	1	5		
2001-02	San Jose	NHL	54	9	13	22	43	22	0	0	2	63	10	0	0	0	0	0		
2002-03	San Jose	NHL	46	2	3	5	37	-1	0	0	0	21	--	--	--	--	--	--		
	<b>NHL TOTALS</b>		<b>121</b>	<b>12</b>	<b>17</b>	<b>29</b>	<b>99</b>	<b>21</b>	<b>0</b>	<b>0</b>	<b>2</b>	<b>100</b>	<b>10</b>	<b>0</b>	<b>0</b>	<b>0</b>	<b>0</b>	<b>0</b>		





# KELLY BUCHBERGER - 7



**POSITION:** Right Wing  
**HT/WT:** 6-2/210  
**SHOOTS:** Left  
**BORN:** December 2, 1966  
**BIRTHPLACE:** Langenburg, Saskatchewan

## 2002-03

Recorded 12 points (3+9) and 109 penalty minutes in 79 games with Phoenix...Ranked fourth on the team in penalty minutes...Made his Coyote debut Oct. 9 at Los Angeles...Recorded his first point as a Coyote, an assist, Oct. 14 at Columbus...Scored his first goal as a Coyote Nov. 12 at Carolina...Recorded his 300th NHL point, an assist, Dec. 26 at Los Angeles...Scored a short-handed goal Feb. 21 at Dallas...Recorded his 200th NHL assist Mar. 2 at Detroit...Scored a goal Mar. 4 at Pittsburgh...Played in his 1,100th NHL game Mar. 15 vs. Anaheim...From Jan. 18-Mar. 26, had a plus or even rating in 29 of 31 games (plus-5 during the span)...Missed three games, Oct. 28-31, with a broken toe.

## CAREER

**2001-02:** Played in 74 games with Los Angeles, recording 13 points (6+7) and 105 penalty minutes...Had a 243 consecutive games played streak snapped Mar. 11...Missed seven games, Mar. 11-24 with a sprained ankle...Scored his 100th NHL goal Feb. 7 vs. Carolina...Scored two goals Jan. 28 at Colorado...Played in his 1,000th NHL game Jan. 7 at New Jersey...**2000-01:** Played in all 82 games with Los Angeles, recording 20 points (6+14) and 75 penalty minutes...Marked the sixth time in his career he played in every game during a single season...Played in his 900th NHL game Nov. 26 at Boston...Named co-recipient of the annual Community Services Award, presented by the Kings Care Foundation...Played in eight playoff games, scoring one goal and recording two penalty minutes...Missed the final five playoff games with a broken foot...**1999-00:** Played in 68 games with Atlanta after being claimed in NHL Expansion Draft...Recorded 17 points (5+12) and 139 penalty minutes...Finished the season with Los Angeles after being traded on Mar. 13...Recorded three points (2+1) and 13 penalty minutes...Played in his 800th career game, as a member of the Thrashers Oct. 16 at Tampa Bay...**1998-99:** Played in 52 games with Edmonton, recording eight points (4+4) and 68 penalty minutes...Missed 30 games with a fractured arm...**1997-98:** Played in all 82 games with the Oilers, recording 23 points (6+17) and 122 penalty minutes...Passed Craig MacTavish for fifth place on the Oilers' all-time games played list with 702 on Jan. 2...**1996-97:** Recorded a career-high 30 assists, playing in 81 games with the Oilers...Led the team with 159 penalty minutes...Had a 282 consecutive game streak snapped Mar. 7...Was the sixth longest streak in Oilers' history...Played in 12 playoff games and set personal highs with five goals and seven points...Scored the game-winning goal in overtime in game five of the WCQF vs. Dallas Apr. 20...**1995-96:** Named team captain...Ranked second on Edmonton with 184 penalty minutes...Played in every game for the third consecutive season...Represented Canada at the World Championships, winning a silver medal (4gp 0-0-0)...**1994-95:** Recorded 24 points (7+17) and 82 penalty minutes in 48 games...Five of seven goals were game-winners, a career high...Played in every regular season game...**1993-94:** Set a team record by appearing in 84 games...Led the team with 199 penalty minutes...Played in his 400th NHL game Dec. 17 vs. San Jose...Won a gold medal with Canada at the World Championships (8gp, 2-2-4)...**1992-93:** Recorded his only NHL hat-trick Jan. 31 at Buffalo...Recorded 30 points (12+18) and 133 penalty minutes in 83 games...Recorded seven short-handed points (2+5)...Represented Canada at World Championships (8gp, 0-2-2)...**1991-92:** Established career highs in goals (20), points (44) and plus/minus (plus-9)...Set a new career-high with four short-handed goals and tied for the team lead with five short-handed points...**1990-91:** Played in his 200th NHL game Mar. 24 vs. Los Angeles...Tied for second on the team with 160 penalty minutes...**1989-90:** Member of the Stanley Cup champion Edmonton Oilers...Played in his 100th career game Nov. 6 at Calgary...Ranked third on the team with 168 penalty minutes...**1988-89:** Played in 66 games with the Oilers during his rookie season...Led the team with 234 penalty minutes, which still remains his personal high...His 234 penalty minutes established a rookie single season high...**1987-88:** Member of Stanley Cup Champion Edmonton Oilers...Split the season between Edmonton and Nova Scotia (AHL)...Scored first NHL goal Jan. 19 at Quebec...**1986-87:** Made his NHL debut by appearing in three games in the Stanley Cup Finals vs. Philadelphia.



# KELLY BUCHBERGER - 7



## SCORING VS. NHL

Team	GP	G	A	PTS	PIM
Anaheim	47	4	6	10	51
Atlanta	6	1	2	3	7
Boston	32	3	7	10	108
Buffalo	33	5	8	13	63
Calgary	81	4	7	11	263
Carolina	29	6	7	13	27
Chicago	51	1	9	10	58
Colorado	48	7	11	18	91
Columbus	12	1	2	3	22
Dallas	54	1	8	9	145
Detroit	52	6	11	17	133
Edmonton	14	0	2	2	18
Florida	18	0	1	1	35
Los Angeles	66	5	14	19	179
Minnesota	12	0	1	1	15
Montreal	30	0	2	2	45
Nashville	17	1	1	2	17
New Jersey	27	2	7	9	43
NY Islanders	26	4	8	12	28
NY Rangers	27	1	4	5	43
Ottawa	18	2	1	3	41
Philadelphia	29	5	10	15	94
Phoenix	72	5	17	22	154
Pittsburgh	30	5	1	6	32
St. Louis	46	8	5	13	63
San Jose	59	6	12	18	61
Tampa Bay	24	3	3	6	31
Toronto	40	6	9	15	81
Vancouver	79	9	21	30	186
Washington	32	3	4	7	54

## MILESTONES

1,100th Game: 3/15/03 vs. Anaheim  
 1,000th Game: 1/7/02 @ New Jersey  
 300th Point: 12/26/02 @ Los Angeles  
 200th Assist: 3/2/03 @ Detroit  
 100th Goal: 2/7/02 vs. Carolina

## FIRSTS

First NHL Game: 10/9/87 vs. Detroit  
 First NHL Goal/Point: 1/19/88 @ Quebec  
 (Mario Gosselin)  
 First NHL Assist: 12/7/88 vs. Quebec

## GAME HIGHS

Most Goals: 3 - 1/31/93 @ Buffalo  
 Most Assists: 3 - 4 Times, Last:  
 11/7/96 @ Boston  
 Most Points: 4 - 1/31/93 @ Buffalo (3+1)  
 Most PIM: 25 - 1/8/92 @ Winnipeg

## CAREER TRANSACTIONS

Drafted by Edmonton in the eighth round (188th overall) of the 1985 Entry Draft...Claimed by Atlanta from Edmonton in 1999 Expansion Draft, June, 25, 1999...Traded to Los Angeles by Atlanta with Nelson Emerson in exchange for Donald Audette and Frantisek Kaberle, Mar. 13, 2000...Signed as a free agent by Phoenix, July 7, 2002...Signed as a free agent by Pittsburgh, July 31, 2003

## CAREER STATISTICS

YEAR	TEAM	LEAGUE	Regular Season										Playoffs				
			GP	G	A	PTS	PIM	+/-	PP	SHGW	S	GP	G	A	PTS	PIM	
1984-85	Moose Jaw	WHL	51	12	17	29	114	--	--	--	--	--	13	11	4	15	37
1985-86	Moose Jaw	WHL	72	14	22	36	206	--	--	--	--	--	5	0	1	1	23
1986-87	Nova Scotia	AHL	70	12	20	32	257	--	--	--	--	--	3	0	1	1	5
	Edmonton	NHL	--	--	--	--	--	--	--	--	--	--	--	--	--	--	--
1987-88	Edmonton	NHL	19	1	0	1	81	-1	0	0	0	10	--	--	--	--	--
	Nova Scotia	AHL	49	21	23	44	206	--	--	--	--	--	2	0	0	0	11
1988-89	Edmonton	NHL	66	5	9	14	234	-14	1	0	1	57	--	--	--	--	--
1989-90	Edmonton	NHL	55	2	6	8	168	-8	0	0	2	35	19	0	5	5	13
1990-91	Edmonton	NHL	64	3	1	4	160	-6	0	0	2	54	12	2	1	3	25
1991-92	Edmonton	NHL	79	20	24	44	157	9	0	4	3	90	16	1	4	5	32
1992-93	Edmonton	NHL	83	12	18	30	133	-27	1	2	3	92	--	--	--	--	--
1993-94	Edmonton	NHL	84	3	18	21	199	-20	0	0	0	93	--	--	--	--	--
1994-95	Edmonton	NHL	48	7	17	24	82	E	2	1	5	73	--	--	--	--	--
1995-96	Edmonton	NHL	82	11	14	25	184	-20	0	2	3	119	--	--	--	--	--
1996-97	Edmonton	NHL	81	8	30	38	159	4	0	0	3	78	12	5	2	7	16
1997-98	Edmonton	NHL	82	6	17	23	122	-10	1	1	1	86	12	1	2	3	25
1998-99	Edmonton	NHL	52	4	4	8	68	-6	0	2	1	29	4	0	0	0	0
1999-00	Atlanta	NHL	68	5	12	17	139	-34	0	0	0	56	--	--	--	--	--
	Los Angeles	NHL	13	2	1	3	13	-2	0	0	0	20	4	0	0	0	4
2000-01	Los Angeles	NHL	82	6	14	20	75	-10	0	0	1	66	8	1	0	1	2
2001-02	Los Angeles	NHL	74	6	7	13	105	-13	0	0	1	39	7	0	0	0	7
2002-03	Phoenix	NHL	79	3	9	12	109	E	0	1	0	32	--	--	--	--	--
<b>NHL TOTALS</b>			<b>1,111</b>	<b>104</b>	<b>201</b>	<b>305</b>	<b>2,188</b>	<b>5</b>	<b>13</b>	<b>26</b>	<b>1,029</b>	<b>97</b>	<b>10</b>	<b>15</b>	<b>25</b>	<b>129</b>	



# MIKE EASTWOOD - 20



**POSITION:** Center  
**HT/WT:** 6-3/216  
**SHOOTS:** Right  
**BORN:** July 1, 1967  
**BIRTHPLACE:** Ottawa, Ontario

## 2002-03

Ranked third on Chicago, winning 51.0% of his faceoffs...Appeared in his 700th NHL game Apr. 4 vs. St. Louis...Appeared in 17 games with St. Louis, recording four points (1+3) and eight penalty minutes...Claimed off waivers by Chicago and appeared in 53 games with the Hawks, recording 12 points (2+10) and 24 penalty minutes...Recorded two assists Dec. 17 vs. Vancouver, his first points as a Blackhawk...Made his Chicago debut Dec. 13 at Buffalo...Recorded two assists Jan. 15 vs. Detroit...Scored his first goal as a Blackhawk against his former team, Jan. 18 at St. Louis...Scored a goal Mar. 28 at Minnesota.

## CAREER

**2001-02:** Tied for second on St. Louis with two shorthanded points (two assists) and first with two shorthanded assists...Recorded his 200th career NHL point by notching his sixth goal of the season on April 3 at Dallas...Won 597 out of 1111 faceoffs (53.7%)...Skated in all 10 postseason contests, going scoreless with six penalty minutes...**2000-01:** Led the NHL with five shorthanded assists...Recorded his 100th NHL assist on Nov. 29, 2000 at Toronto...Appeared in his 500th NHL game on Nov. 21, 2000 vs. Vancouver...Played in 77 games with the Blues, recording 23 points (6+17) and 28 penalty minutes...**1999-00:** Finished first in the NHL in shooting percentage (22.9%)...Recorded career-highs in goals (19) and points (34)...**1998-99:** Established career highs in games played (82) and assists (21)...Appeared in his 400th career NHL game on April 9 vs. Detroit...Posted his 100th career point on Oct. 22 vs. Ottawa...**1997-98:** Split the season with the Blues and the New York Rangers...Recorded his first point as a Blue, notching a game-winning goal on April 9 vs. Chicago...Registered 10 points, (5+5) skating in 48 games with the Rangers prior to the trade...**1996-97:** Split the season with the New York Rangers and the Phoenix Coyotes...Recorded eight points, (1+7) skating in 27 games with New York...Tallied four points, (1+3) in 33 games with Phoenix...**1995-96:** Spent the entire season with the Winnipeg Jets, appearing in 80 games, recording 28 points (14+14) and 20 penalty minutes...Named the team's best defensive forward...**1994-95:** Recorded 19 points (8+11) in 49 combined games with Toronto and Winnipeg...Notched a five-game point scoring streak, recording eight points over the span. **1993-94:** Scored eight goals and added 10 assists in 54 games with the Maple Leafs...Two of his eight goals were game-winners...Posted a five-game point scoring streak, registering five points over the span (3+2)...**1992-93:** Appeared in 12 games with the Leafs, collecting one goal, six assists and 12 penalty minutes...Scored his first NHL goal on March 28 vs. Edmonton...Earned his first multiple-point game on March 12 vs. Tampa Bay, collecting two assists...**1991-92:** Appeared in nine games for Toronto, collecting two assists...Made his NHL debut Mar. 28...Spent most of the season with the St. John's Maple Leafs of the AHL, playing in 61 games, recording 43 points (18+25)...**1987-1991:** Played four seasons with Western Michigan of the CCHA recording 149 points, (69+80) in 164 contests...Named to the 1991 CCHA second All-Star Team in his senior year.

# MIKE EASTWOOD - 20



## SCORING VS. NHL

Team	GP	G	A	PTS	PIM
Anaheim	32	2	6	8	25
Atlanta	4	0	3	3	0
Boston	16	1	3	4	8
Buffalo	16	2	3	5	12
Calgary	35	1	3	4	16
Carolina	17	0	5	5	2
Chicago	39	5	8	13	22
Colorado	31	1	4	5	6
Columbus	15	1	0	1	6
Dallas	38	7	7	14	20
Detroit	42	4	6	10	22
Edmonton	37	2	11	13	24
Florida	16	3	4	7	2
Los Angeles	37	6	5	11	14
Minnesota	10	2	0	2	2
Montreal	13	1	2	3	2
Nashville	26	6	13	19	16
New Jersey	18	2	3	5	8
NY Islanders	16	3	4	7	8
NY Rangers	12	1	2	3	2
Ottawa	14	2	4	6	2
Philadelphia	21	0	4	4	21
Phoenix	29	7	3	10	10
Pittsburgh	16	2	1	3	10
St. Louis	28	5	3	8	10
San Jose	35	2	6	8	16
Tampa Bay	16	1	3	4	4
Toronto	26	4	8	12	6
Vancouver	31	8	9	17	14
Washington	14	2	1	3	4

## MILESTONES

700th Game: 4/4/03 vs. St. Louis  
 200th Point: 4/3/02 @ Dallas  
 100th Assist: 11/29/00 @ Toronto

## FIRSTS

First NHL Game: 11/16/91 vs. Chicago  
 First NHL Assist/Point: 11/17/91 vs. Hartford  
 First NHL Goal: 3/27/93 @ Edmonton  
 (Ron Tugnutt)

## GAME HIGHS

Most Goals: 3 - 12/21/99 @ Phoenix  
 Most Assists: 2 - 14 Times, Last:  
 1/15/03 vs. Detroit  
 Most Points: 3 - 12/21/99 @ Phoenix (3+0)  
 Most PIM: 17 - 4/4/93 @ Philadelphia

## CAREER TRANSACTIONS

Drafted by Toronto in the fifth round (91st overall) of the 1987 Entry Draft...Traded to Winnipeg by Toronto with Toronto's third round choice in the 1995 Entry Draft in exchange for Tie Domi, Apr. 7, 1995...Traded to NY Rangers by Phoenix with Dallas Eakins in exchange for Jayson More, Feb. 6, 1997...Traded to St. Louis by NY Rangers in exchange for Harry York, Mar. 24, 1998...Claimed off waivers by Chicago from St. Louis, Dec. 10, 2002...Signed as a free agent by Pittsburgh, July 31, 2003

## CAREER STATISTICS

YEAR	TEAM	LEAGUE	Regular Season											Playoffs					
			GP	G	A	PTS	PIM	+/-	PP	SH	GW	S	GP	G	A	PTS	PIM		
1987-88	Western Michigan	CCHA	42	5	8	13	14	--	--	--	--	--	--	--	--	--	--	--	--
1988-89	Western Michigan	CCHA	40	10	13	23	87	--	--	--	--	--	--	--	--	--	--	--	--
1989-90	Western Michigan	CCHA	40	25	27	52	36	--	--	--	--	--	--	--	--	--	--	--	--
1990-91	Western Michigan	CCHA	42	29	32	61	84	--	--	--	--	--	--	--	--	--	--	--	--
1991-92	Toronto	NHL	9	0	2	2	4	-4	0	0	0	6	--	--	--	--	--	--	--
	St. John's	AHL	61	18	25	43	28	--	--	--	--	--	16	9	10	19	16	--	
1992-93	Toronto	NHL	12	1	6	7	21	-2	0	0	0	11	10	1	2	3	8	--	
	St. John's	AHL	60	24	35	59	32	--	--	--	--	--	--	--	--	--	--	--	
1993-94	Toronto	NHL	54	8	10	18	28	2	1	0	2	41	18	3	2	5	12	--	
1994-95	Toronto	NHL	36	5	5	10	32	-12	0	0	0	38	--	--	--	--	--	--	
	Winnipeg	NHL	13	3	6	9	4	3	0	0	0	17	--	--	--	--	--	--	
1995-96	Winnipeg	NHL	80	14	14	28	20	-14	2	0	3	94	6	0	1	1	2	--	
1996-97	Phoenix	NHL	33	1	3	4	4	-3	0	0	0	22	--	--	--	--	--	--	
	NY Rangers	NHL	27	1	7	8	10	2	0	0	0	22	15	1	2	3	22	--	
1997-98	NY Rangers	NHL	48	5	5	10	16	-2	0	0	0	34	--	--	--	--	--	--	
	St. Louis	NHL	10	1	0	1	6	E	0	0	1	4	3	1	0	1	0	--	
1998-99	St. Louis	NHL	82	9	21	30	36	6	0	0	0	76	13	1	1	2	6	--	
1999-00	St. Louis	NHL	79	19	15	34	32	5	1	3	3	83	7	1	1	2	6	--	
2000-01	St. Louis	NHL	77	6	17	23	28	4	0	2	1	51	15	0	2	2	2	--	
2001-02	St. Louis	NHL	71	7	10	17	41	-2	0	0	2	60	10	0	0	0	6	--	
2002-03	St. Louis	NHL	17	1	3	4	8	1	1	0	0	7	--	--	--	--	--	--	
	Chicago	NHL	53	2	10	12	24	-6	0	0	0	32	--	--	--	--	--	--	
<b>NHL TOTALS</b>			<b>701</b>	<b>83</b>	<b>134</b>	<b>217</b>	<b>314</b>	<b>5</b>	<b>5</b>	<b>12</b>	<b>598</b>	<b>97</b>	<b>8</b>	<b>11</b>	<b>19</b>	<b>64</b>	<b>--</b>	<b>--</b>	<b>--</b>



# RICO FATA - 9



**POSITION:** Left Wing  
**HT/WT:** 6-0/200  
**SHOOTS:** Left  
**BORN:** February 12, 1980  
**BIRTHPLACE:** Sault Ste. Marie, Ontario

## 2002-03

Appeared in 27 games with the Penguins after being acquired from the New York Rangers on Feb. 10...Recorded 13 points (5+8) and ten penalty minutes...Made his Penguins' debut Feb. 12 vs. Ottawa...Recorded his first point as a Penguin, an assist, Feb. 15 at New Jersey...Recorded the first two-point game of his career with two assists Feb. 18 vs. Edmonton...Scored his first goal as a Penguin on Feb. 22 vs. St. Louis...Scored a goal in his second straight game Feb. 23 vs. New Jersey...Recorded an assist Mar. 9 at Ottawa...Recorded two assists Mar. 12 vs. Nashville...Recorded an assist Mar. 15 at Philadelphia...Scored a goal Mar. 16 vs. Florida...Recorded a point in a career-high four consecutive games, Mar. 9-16 (1+4)...Scored a goal Mar. 20 at Philadelphia...Scored a goal Mar. 21 at New Jersey...Appeared in 36 games with the Rangers, beginning the season with New York...Recorded six points (2+4) and six penalty minutes...Recorded his first point as a Ranger with an assist Nov. 11 at San Jose...Scored his first NHL goal Dec. 11 at Chicago...Recorded an assist Feb. 8 at Philadelphia...Appeared in nine games with the Rangers' AHL affiliate, Hartford, recording 14 points (8+6) and six penalty minutes.

## CAREER

**2001-02:** Claimed off waivers by the Rangers from Calgary on Oct. 3...Skated in 61 games with Hartford, recording 71 points (35+36) and 36 penalty minutes...Ranked second on the team and was tied for tenth in the AHL in scoring...Ranked first on the team and was tied for fourth in the AHL in goals...Ranked first on the team and was tied for fourth in the AHL with a plus-27 rating...Named a Second Team AHL All-Star...Selected as the club's MVP as voted by the players...Represented the Canadian squad at the 2002 AHL All-Star Game on Feb. 14 in St. John's, registering two goals and two assists and a plus-4 rating in the game...Tied a Hartford franchise record by recording five points (2+3) Dec. 8 at Houston...Tied a franchise record by posting a five-game goal scoring streak, Dec. 26-Jan. 13 (6 goals)...Recorded a point in eight straight games, Jan. 26-Feb. 10 (6+6)...Began the season with the Rangers before being assigned on Nov. 7...Appeared in ten games with the Rangers, going scoreless... **2000-01:** Played in five games with Calgary, going scoreless...Recorded 52 points (23+29) and 129 penalty minutes in 70 games with Saint John (AHL)... **1999-00:** Recorded 58 points (29+29) and 65 penalty minutes in 76 games with Saint John... **1998-99:** Appeared in 20 games with Calgary, recording one assist...Recorded his first NHL point, an assist, Oct. 16 vs. Toronto...Appeared in 23 games with London (OHL), recording 33 points (15+18) and 41 penalty minutes... **1997-98:** Recorded 76 points (43+33) and 110 penalty minutes in 64 games with London... **1996-97:** Recorded 53 points (19+34) and 76 penalty minutes in 59 games with London... **1995-96:** Appeared in 62 games with Sault Ste. Marie (OHL), recording 26 points (11+15) and 52 penalty minutes.

# RICO FATA - 9



## SCORING VS. NHL

Team	GP	G	A	PTS	PIM
Anaheim	2	0	0	0	0
Atlanta	3	0	1	1	0
Boston	3	0	0	0	0
Buffalo	1	0	0	0	0
Calgary	1	0	0	0	0
Carolina	4	0	1	1	2
Chicago	3	1	0	1	6
Colorado	4	0	1	1	0
Columbus	1	0	0	0	0
Dallas	3	0	0	0	0
Detroit	6	0	0	0	2
Edmonton	3	0	2	2	0
Florida	2	1	0	1	0
Los Angeles	3	0	0	0	0
Minnesota	--	--	--	--	--
Montreal	5	0	0	0	0
Nashville	5	0	2	2	0
New Jersey	6	2	1	3	0
NY Islanders	2	0	0	0	0
NY Rangers	2	0	0	0	0
Ottawa	6	0	1	1	6
Philadelphia	6	2	2	4	2
Phoenix	3	0	0	0	2
Pittsburgh	2	0	0	0	0
St. Louis	6	1	0	1	0
San Jose	4	0	1	1	0
Tampa Bay	4	0	0	0	0
Toronto	3	0	1	1	4
Vancouver	3	0	0	0	0
Washington	4	0	0	0	2

## MILESTONES

100th Game: 4/5/03 @ Washington

## FIRSTS

First NHL Game: 10/9/98 vs. San Jose  
 First NHL Assist/Point: 10/16/98 vs. Toronto  
 First NHL Goal: 12/11/02 vs. Chicago  
 (Jocelyn Thibault)

## GAME HIGHS

Most Goals: 1 - Seven Times, Last:  
 3/21/03 @ New Jersey  
 Most Assists: 2 - 3/12/03 vs. Nashville  
 2/18/03 vs. Edmonton  
 Most Points: 2 - 3/12/03 vs. Nashville (0+2)  
 - 2/18/03 vs. Edmonton (0+2)  
 Most PIM: 4 - Three Times, Last:  
 3/23/03 @ Chicago

## CAREER TRANSACTIONS


Drafted by Calgary in the first round (sixth overall) of the 1998 Entry Draft... Claimed on waivers by NY Rangers from Calgary, Oct. 3, 2001... Traded to Pittsburgh from NY Rangers with Mikael Samuelsson, Joel Bouchard, Richard Lintner and future considerations for Alexei Kovalev, Dan LaCouture, Janne Laukkanen and Mike Wilson, February 10, 2003.

## CAREER STATISTICS

YEAR	TEAM	LEAGUE	Regular Season											Playoffs					
			GP	G	A	PTS	PIM	+/-	PP	SH	GW	S	GP	G	A	PTS	PIM		
1994-95	Soo Legion	NOHA	51	52	51	103	--	--	--	--	--	--	--	--	--	--	--	--	--
1995-96	S.S. Marie	OHL	62	11	15	26	52	--	--	--	--	--	--	4	0	0	0	0	0
1996-97	London	OHL	59	19	34	53	76	--	--	--	--	--	--	--	--	--	--	--	--
1997-98	London	OHL	64	43	33	76	110	--	--	--	--	--	--	16	9	5	14	49	--
1998-99	Calgary	NHL	20	0	1	1	4	E	0	0	0	13	--	--	--	--	--	--	--
	London	OHL	23	15	18	33	41	--	--	--	--	--	25	10	12	22	42	--	--
1999-00	Calgary	NHL	2	0	0	0	0	-1	0	0	0	0	--	--	--	--	--	--	--
	Saint John	AHL	76	29	29	58	65	--	--	--	--	--	3	0	0	0	4	--	--
2000-01	Calgary	NHL	5	0	0	0	6	-3	0	0	0	6	--	--	--	--	--	--	--
	Saint John	AHL	70	23	29	52	129	--	--	--	--	--	19	2	3	5	22	--	--
2001-02	NY Rangers	NHL	10	0	0	0	0	-2	0	0	0	8	--	--	--	--	--	--	--
	Hartford	AHL	61	35	36	71	36	--	--	--	--	--	10	2	5	7	4	--	--
2002-03	Hartford	AHL	9	8	6	14	6	--	--	--	--	--	--	--	--	--	--	--	--
	NY Rangers	NHL	36	2	4	6	6	-1	0	0	0	30	--	--	--	--	--	--	--
	<b>PITTSBURGH</b>	<b>NHL</b>	<b>27</b>	<b>5</b>	<b>8</b>	<b>13</b>	<b>10</b>	<b>-6</b>	<b>0</b>	<b>0</b>	<b>0</b>	<b>49</b>	--	--	--	--	--	--	--
	<b>NHL TOTALS</b>		<b>100</b>	<b>7</b>	<b>13</b>	<b>20</b>	<b>26</b>	<b>-13</b>	<b>0</b>	<b>0</b>	<b>0</b>	<b>106</b>	--	--	--	--	--	--	--
	<b>PGH TOTALS</b>		<b>27</b>	<b>5</b>	<b>8</b>	<b>13</b>	<b>10</b>	<b>-6</b>	<b>0</b>	<b>0</b>	<b>0</b>	<b>49</b>	--	--	--	--	--	--	--



# BRIAN HOLZINGER - 15



**POSITION:** Center  
**HT/WT:** 5-11/186  
**SHOOTS:** Right  
**BORN:** October 10, 1972  
**BIRTHPLACE:** Parma, Ohio

## 2002-03

Appeared in nine games with the Penguins after being acquired from Tampa Bay on Mar. 11...Recorded three points (1+2) and six penalty minutes...Made his Penguins' debut Mar. 12 vs. Nashville, scoring his first goal as a Penguin, the game-tying goal...Recorded two assists Mar. 26 at NY Rangers...Missed the final three games of the season, Mar. 31-Apr. 5 with a knee injury...Played in five games with Tampa Bay...Recorded one assist and two penalty minutes...Recorded an assist in his first game of the season, Nov. 23 vs. New Jersey...Played in 28 games with Springfield (AHL), recording 26 points (6+20) and 16 penalty minutes.

## CAREER

**2001-02:** Played in 23 games with the Lightning, missing time due to shoulder injuries...Scored a goal Nov. 21 at Washington...Had season-ending shoulder surgery on Jan. 9...**2000-01:** Appeared in 70 games with Tampa Bay...Recorded 36 points (11+25) and 64 penalty minutes...Was the sixth consecutive season with ten or more goals and the fifth straight campaign with 30 or more points...Ranked third on the Lightning with 25 assists...Tied career-high with three assists Nov. 22 vs. Atlanta...Recorded three points (2+1) Jan. 7 at Chicago...Recorded 200th career point with an assist Feb. 6 vs. Minnesota...Tied career-long five game scoring streak, Mar. 8-17 (2+5)...**1999-00:** Split the season with Buffalo and Tampa Bay...Appeared in 59 games with the Sabres, recording 24 points (7+17) and 30 penalty minutes...Appeared in 14 games with the Lightning, recording six points (3+3) and 21 penalty minutes...Made his Tampa Bay debut, Mar. 10...**1998-99:** Matched his career-high by playing in 81 games with the Sabres...Recorded 34 points (17+17)...Set a career-high with 134 shots on goal and tied a career-high with five power-play goals...Appeared in a career-high 21 playoff games, helping the Sabres to the Stanley Cup Finals...Recorded eight points (3+5) and 33 penalty minutes...**1997-98:** Ranked sixth on the Sabres in scoring with 35 points (14+21) in 69 games...Recorded a career-high four points (1+3) and was plus-4 Feb. 2 at Tampa Bay...Played in 15 playoff games, recording a career-high 11 points (4+7)...**1996-97:** Appeared in 81 games with the Sabres...Established career-highs in goals (22), assists (29), points (51) and game-winning goals (6)...Ranked second on the team in scoring and was tied for first in game-winning goals...Tallied his first career short-handed goal Oct. 24 vs. Montreal...Appeared in his 100th career game Dec. 31 vs. New Jersey...Recorded three assists Apr. 4 vs. NY Rangers...Ranked third on the team in playoff scoring with seven points (2+5) in 12 games...**1995-96:** Split the season between Buffalo and Rochester (AHL)...Scored his first NHL goal Oct. 9 vs. Boston...Appeared in 19 playoff games with Rochester, recording 24 points (10+14) and helping the Americans to the Calder Cup Championship...Tied for second in playoff scoring...**1994-95:** Joined the Sabres following his senior season at Bowling Green (CCHA)...Made his NHL debut Apr. 16 vs. Ottawa...Tallied his first NHL point, an assist, May 1 vs. Montreal...Appeared in four playoff games for Buffalo, recording three points (2+1)...Played in 38 games for Bowling Green, recording 68 points (35+33) and 42 penalty minutes...Won the Hobey Baker Award and was named CCHA Player of the Year and was named to the CCHA All-Star First Team and the NCAA West All-American First Team...**1993-94:** Led Bowling Green in goals (22) and was tied for first in scoring with 37 points...**1992-93:** Played in 41 games with Bowling Green, leading the team in goals (31) and points (57) and ranking third in assists (26)...Named to the CCHA Second Team All-Star Team...**1991-92:** Ranked fifth on Bowling Green during freshman season in scoring with 22 points (14+8).

# BRIAN HOLZINGER - 15



## SCORING VS. NHL

Team	GP	G	A	PTS	PIM
Anaheim	10	1	0	1	0
Atlanta	10	4	7	11	6
Boston	30	10	5	15	27
Buffalo	5	0	0	0	32
Calgary	9	4	2	6	2
Carolina	25	1	9	10	12
Chicago	13	4	6	10	2
Colorado	11	3	2	5	2
Columbus	3	1	2	3	0
Dallas	11	1	2	3	8
Detroit	13	1	3	4	6
Edmonton	9	1	1	2	10
Florida	27	4	12	16	8
Los Angeles	9	3	6	9	6
Minnesota	3	0	2	2	2
Montreal	27	8	5	13	10
Nashville	5	2	0	2	6
New Jersey	25	4	6	10	10
NY Islanders	21	3	5	8	0
NY Rangers	24	2	7	9	12
Ottawa	31	4	9	13	12
Philadelphia	25	5	6	11	23
Phoenix	10	2	1	3	10
Pittsburgh	25	5	4	9	26
St. Louis	13	2	5	7	19
San Jose	8	0	1	1	4
Tampa Bay	20	4	7	11	20
Toronto	18	3	7	10	12
Vancouver	8	1	2	3	2
Washington	25	3	6	9	10

## MILESTONES

400th Game: 1/7/01 @ Chicago  
 200th Point: 2/6/01 vs. Minnesota  
 100th Assist: 4/9/00 @ Ottawa

## FIRSTS

First NHL Game: 4/16/95 vs. Ottawa  
 First NHL Assist/Point: 5/1/95 vs. Montreal  
 First NHL Goal: 10/9/95 vs. Boston  
 (Blaine Lacher)

## GAME HIGHS

Most Goals: 2 - Six Times, Last:  
 1/7/01 @ Chicago  
 Most Assists: 3 - Three Times, Last:  
 11/22/00 vs. Atlanta  
 Most Points: 4 - 2/2/98 @ Tampa Bay (1+3)  
 Most PIM: 15 - Three Times, Last:  
 2/25/01 @ Buffalo

## CAREER TRANSACTIONS

Drafted by Buffalo in the sixth round (124th overall) of the 1991 Entry Draft...Traded to Tampa Bay by Buffalo with Cory Sarich, Wayne Primeau, and a third round choice in the 2000 Entry Draft for Chris Gratton and a second round pick in the 2001 Entry Draft, March 10, 2000...Traded to Pittsburgh from Tampa Bay for Marc Bergevin, March 11, 2003.

## CAREER STATISTICS

YEAR	TEAM	LEAGUE	Regular Season													Playoffs				
			GP	G	A	PTS	PIM	+	-	PP	SH	GW	S	GP	G	A	PTS	PIM		
1988-89	Padula	HS	53	73	65	138	--	--	--	--	--	--	--	--	--	--	--	--	--	
1989-90	Detroit	NAJHL	44	36	37	73	--	--	--	--	--	--	--	--	--	--	--	--	--	
1990-91	Detroit	NAJHL	37	45	41	86	16	--	--	--	--	--	--	--	--	--	--	--	--	
1991-92	Bowling Green	CCHA	30	14	8	22	36	--	--	--	--	--	--	--	--	--	--	--	--	
1992-93	Bowling Green	CCHA	41	31	26	57	44	--	--	--	--	--	--	--	--	--	--	--	--	
1993-94	Bowling Green	CCHA	38	22	15	37	24	--	--	--	--	--	--	--	--	--	--	--	--	
1994-95	Bowling Green	CCHA	38	35	33	68	42	--	--	--	--	--	--	--	--	--	--	--	--	
	Buffalo	NHL	4	0	3	3	0	2	0	0	0	3	4	2	1	3	2			
1995-96	Buffalo	NHL	58	10	10	20	37	-21	5	0	1	71	--	--	--	--	--	--	--	
	Rochester	AHL	17	10	11	21	14	--	--	--	--	--	19	10	14	24	10			
1996-97	Buffalo	NHL	81	22	29	51	54	9	2	2	6	142	12	2	5	7	8			
1997-98	Buffalo	NHL	69	14	21	35	36	-2	4	2	1	116	15	4	7	11	18			
1998-99	Buffalo	NHL	81	17	17	34	45	2	5	0	2	143	21	3	5	8	33			
1999-00	Buffalo	NHL	59	7	17	24	30	4	0	1	2	81	--	--	--	--	--	--	--	
	Tampa Bay	NHL	14	3	3	6	21	-7	1	1	0	23	--	--	--	--	--	--	--	
2000-01	Tampa Bay	NHL	70	11	25	36	64	-9	3	0	2	87	--	--	--	--	--	--	--	
2001-02	Tampa Bay	NHL	23	1	2	3	4	-4	0	0	0	20	--	--	--	--	--	--	--	
2002-03	Tampa Bay	NHL	5	0	1	1	2	1	0	0	0	3	--	--	--	--	--	--	--	
	Springfield	AHL	28	6	20	26	16	--	--	--	--	--	--	--	--	--	--	--	--	
	PITTSBURGH	NHL	9	1	2	3	6	-6	0	0	0	20	--	--	--	--	--	--	--	
	NHL TOTALS		473	86	130	216	299	-31	20	6	14	709	52	11	18	29	61			
	PGH TOTALS		9	1	2	3	6	-6	0	0	0	20	--	--	--	--	--	--	--	--





# MARIO LEMIEUX - 66



**POSITION:** Center  
**HT/WT:** 6-4/230  
**SHOOTS:** Right  
**BORN:** October 5, 1965  
**BIRTHPLACE:** Montreal, Quebec

## 2002-03

Appeared in 67 games, the most since 1996-97 (76 games)...Led the team in scoring with 91 points (28+63)...Led the team in goals, assists, power-play goals (14) and was tied for first with four game-winning goals...Ranked eighth in the NHL in scoring, third in assists, tied for tenth in power-play goals, third in power-play assists (31) and ranked second in power-play points (45)...Recorded 27 multiple-point games (14 with two points, eight with three points and five games with four points)...Recorded four two-goal games...Became the tenth player in NHL history to record 1,000 career assists on Feb. 8 at Boston with a four-assist game...Recorded four points (2+2), including the game-winning goal, Oct. 14 at Toronto...Named NHL Player of the Week for the week ending Oct. 20, recording eight points (2+6) in three games...Recorded four points (1+3) Nov. 2 vs. Tampa Bay...Recorded a point in 11 straight games, Oct. 12-Nov. 6 (8+21), and an assist in 11 straight games, Oct. 12-Nov. 6 (21 assists)...Recorded four assists Nov. 27 vs. Philadelphia...Named NHL Player of the Month for November, recording 23 points (6+17), his 14th Player of the Month Award...Recorded a point in seven straight games, Nov. 30-Dec. 14 (5+5)...Recorded four points (1+3) and was plus-4 Dec. 23 vs. Buffalo...Named the starting center for the Eastern Conference at the 2003 NHL All-Star Game, the eighth time of his career he was named a starter to the game, missed the game due to injury...Scored the game-winning goal in overtime Feb. 18 vs. Edmonton, his 11th career overtime goal, tying for third all-time...Recorded 48 points (15+33) in 37 home games...Recorded 43 points (13+30) in 30 road games...Played in 16 games vs. Atlantic Division teams, recording 20 points (9+11).

## CAREER

**2001-02:** Recorded 31 points (6+25), appearing in only 24 games...Ranked sixth on the Penguins in points, fifth in assists, second in power play assists (12) and tied for fifth in power play points (14)...Recorded a point in 15 of his 24 games (62.5%)...Eight of those 15 games were multi-point games (four games with two points, one with three, two with four and one with five)...Became the seventh player in NHL history to record 1,600 points with two assists Feb. 27 vs. Los Angeles...Moved into seventh place on the NHL all-time scoring list, passing Phil Esposito, Jan. 23...Recorded four points (1+3) Jan. 17 at Calgary...Collected four assists Jan. 21 vs. Philadelphia, the 26th four-assist game of his career...Recorded five points (2+3), his 36th career five-point game, Jan. 23 vs. Tampa Bay...Missed 54 total games due to injury - Oct. 6-10 (2) - hip; Oct. 28-Nov. 7 (6) - arthroscopic hip surgery; Nov. 17 - Jan. 10 (24) hip; and Feb. 28 - Apr. 13 (23) - hip tendonitis and inflammation of the hip capsule...Captained Canada to a gold medal in the 2002 Winter Olympics, recording six points (2+4) in five games...Tied for first on Team Canada in assists and tied for second in points...Tied for fifth in overall Olympic scoring and assists...**2000-01:** Announced he would return to the Penguins as a player on Dec. 11...Practiced with the team for the first time Dec. 19...Played in his first game Dec. 27 vs. Toronto, collecting three points (1+2), recording an assist just 33 seconds into the game...Ranked fifth on the Penguins with 76 points, despite playing in only 43 games...Was runner-up to Joe Sakic in voting for the Hart Trophy as league MVP, was a finalist for the Lester B. Pearson Award as NHLPA MVP, and was named to the NHL Second All-Star team, his ninth such selection (five - first team, four second team)... Tied for 19th in the league in goals, tied for 29th in points, tied for ninth in power play goals and ranked third in shooting percentage (20.5%)...Had the second most points in the league from the time of his comeback to the end of the season (Jaromir Jagr - 84 points)...Ranked third on the Penguins in goals (35), first in power play goals (16), fifth in assists (41), fifth in points (76), first in shooting percentage...Had a point in 37 of his 43 games (86%), going scoreless in back-to-back games once (Feb. 17 at Columbus and Feb. 19 vs. Colorado)...Had a nine-game point streak from Jan. 17 to Feb. 10, recording 16 points (8+8)...Had an eight-game streak from Dec. 27 to Jan. 13, collecting 19 points (9+10) and a seven-game streak from Mar. 7-17, recording 14 points (7+7)...Scored a goal in five consecutive games from Mar. 10-17, scoring six goals...Became the 14th player in NHL history to record 900 assists Feb. 25 vs. the Islanders...Notched his 1,500th career point with an assist Dec. 30 vs. Ottawa...Scored his 10th career overtime goal to set a club record Feb. 21 vs. Florida...Notched his 40th career hat trick Jan. 24 vs. Montreal to rank second all-time...Named NHL Player of the Month for January, his 13th such selection, collecting 25 points (14+11) in 14 games...Had 24 multi-point games (13 with two points, seven with three and four with four)...Had seven multi-goal games (six with two and one with three) and 16 multi-assist games (14 with two and two with



# MARIO LEMIEUX - 66



three)...Led the Penguins and tied for seventh in the league with 17 playoff points (6+11)...Was the only player among the top 10 scorers who did not appear in the finals...Tied for eighth in the league in goals, tied for sixth in assists, tied for fourth in power play assist (5), and tied for first with three game-winning goals...Scored a goal in four straight games from Apr. 18-26 (4 goals)...Had a point in five consecutive games from Apr. 18-28 (4+4+8)...Had six multi-point games, all with two points...Scored the game-tying goal with 1:18 left in Game Six of the Eastern Conference Semifinals vs. Buffalo...**1997-98, 1998-99, 1999-00**: Retired...**1996-97**: Won the Art Ross Trophy for the sixth time, leading the league with 122 points (50+72)...Named to the NHL First All-Star team for the fifth time in his career...Was his 10th career 100-point season, second most in NHL history (Gretzky - 15)...Tied for third in the league in goals and tied for first in assists...Tied an NHL record scoring four goals in the third period Jan. 26 at Montreal...Had a 15-game point streak from Dec. 17-Jan. 21, recording 38 points (15+23)...Had 35 multi-point games, including 12 multi-goal games...Named NHL Player of the Month for January, recording 26 points (7+19) in 11 games...Recorded six points (3+3) in five playoff games...**1995-96**: Won the Hart Trophy as League MVP...Led the league with 161 points (69+92)...His 161 points was his third highest total ever and the 12th highest total in league history...Named to the NHL First All-Star team...Led the league in goals with 69...Led the league with 31 power play goals, which tied for the third-highest single-season total in league history...Tallied a point in 63 of his 70 games, including 43 multi-point games and six hat tricks...Tied his club record for goals in a game with five vs. St. Louis Mar. 26...Scored his 500th goal Oct. 28 at NY Islanders...Was the second-fastest player to reach 500 goals (605 games)...Only Gretzky reached the milestone in fewer games, 575...Ranked second in playoff scoring with 27 points (11+16)...Tied for second in goals and assists...Had a point in 15 of 18 playoff games, including eight multi-point games...Recorded four assists Apr. 22 at Washington in Game Three, tying a team playoff record for assists in a game...**1994-95**: Took a medical leave of absence for the season...**1993-94**: Missed the first 10 games of the season after having surgery July 28 to repair a herniated muscle in his back...Recorded 37 points (17+20) in 22 games...**1992-93**: Won the Hart Trophy with 160 points (69+91), the fourth-highest total of his career, despite playing in only 60 games...Won the Lester B. Pearson Award as NHLPA MVP, the Masterton MVP, and was named to the NHL First All-Star team...Ranked third in the league in goals and had the highest goals per game average in the league (1.15)...Ranked fourth in the league in assists...Had a points per game average of 2.67, third highest in NHL history...The Penguins announced on Jan. 12 that he was diagnosed with a Nodular Lymphocytic form of Hodgkin's Disease...Treatment in the form of radiation began on Feb. 1 and ended Mar. 2...Returned to the lineup Mar. 2 at Philadelphia, recording two points (1+1)...Picked up a point in 18 of his next 20 games after returning to the lineup, totaling 56 points (30+26)...Scored a club record 18 goals in March...Recorded back-to-back four-goal games Mar. 18 vs. Washington and Mar. 20 vs. Philadelphia...Notched a club-record tying five goals Apr. 9 at NY Rangers...Led the team with 18 points (8+10) in 11 playoff games...**1991-92**: Won his third scoring title, recording 131 points...Ranked second in the league with 87 assists and tied for seventh in goals with 44, despite playing in only 64 games...Recorded his 1,000th career point Mar. 24 at Detroit in his 513th career game, second fastest in league history (Gretzky in 424)...Won Conn Smythe Trophy for second consecutive year as MVP of the Playoffs, leading the league in points (34), goals (16), power play goals (8) and game-winning goals (5), despite missing six games in the Penguins run to a second straight Stanley Cup...Recorded six points (3+3) Apr. 23 vs. Washington, including an NHL playoff-tying four points in a period...Became the first player to record four points in a playoff period on two occasions (Apr. 25, 1989 vs. Philadelphia)...**1990-91**: Missed the first 50 games of the season recovering from back surgery July 11...Returned to the lineup Jan. 26 at Quebec and recorded three assists...Had a point in 22 of his 26 games...Led the league in playoff scoring with 44 points...Ranked first in assists with 28 and tied for second in goals with 16...Won the Conn Smythe Trophy as Playoff MVP, leading the Penguins to their first Stanley Cup...**1989-90**: Finished fourth in league scoring with 123 points (45+78), despite missing 21 games due to back problems...Recorded a 46-game point streak, second-longest in league history, from Oct. 31 to Feb. 11, recording 103 points (39+64)...The streak came to an end Feb. 14 at NY Rangers when his back forced him to leave the game after one period...**1988-89**: Won his second straight Art Ross Trophy, recording a career-high 199 points...Led the league with 85 goals and tied for the league lead in assists with 114...His 85 goals were the third highest single season total in NHL history and he became only the second player (Gretzky) to record 70-or-more goals in two different seasons...Became just the third player (Bobby Orr and Gretzky) to record more than 100 assists in a season in league history...Scored 13 short-handed goals to set an NHL record...Led the NHL with 31 power play goals...Was involved in 57.3% of the teams goals, the highest percentage in league history...Set a club record with five goals Dec. 31 vs. New Jersey, becoming the first player in NHL history to record an even strength, power play, short-handed, penalty shot and empty net goal in a game...Named to the NHL First All-Star team and was Dodge NHL Performer of the Year...Led the team with 19 points (12+7) in the playoffs, ranking fourth in the league in goals...Tied an NHL record for points in a playoff game with eight (5+3) Apr. 25 vs. Philadelphia...**1987-88**: Won his first Hart Trophy and the Art Ross Trophy, leading the league with 70 goals and 168 points...Won his second Lester B. Pearson Award and was named Dodge NHL Performer of the Year...**1986-87**: Led the Penguins in goals (54), assists (53) and points (107) despite playing in only 63 games...Tied for third in the league in points and goals...**1985-86**: Ranked second in the league in scoring with 141 points (48+93)...Had a 28-game scoring streak from Jan. 11 to Mar. 15, recording 59 points (21+38)...Finished second in the Hart Trophy voting and named to the NHL Second All-Star Team...Won Lester B. Pearson Award...**1984-85**: Became just the third rookie in NHL history to record 100 or more points in a season...Won the Calder Trophy as Rookie of the Year and was named to the All-Rookie Team...Scored a goal in his first game on his first shift and first shot Oct. 11 at Boston (Pete Peeters)...Still holds the club rookie record for goals (43), assists (57) and points (100) in a season.



# MARIO LEMIEUX - 66

## SCORING VS. NHL

Team	GP	G	A	PTS	PIM
Anaheim	7	4	6	10	12
Atlanta	9	3	14	17	6
Boston	39	29	40	69	22
Buffalo	37	29	40	69	42
Calgary	25	20	41	61	10
Carolina	37	30	42	72	18
Chicago	26	25	36	61	16
Colorado	33	30	36	66	22
Columbus	2	0	0	0	0
Dallas	27	17	24	41	26
Detroit	26	21	36	57	14
Edmonton	26	14	29	43	14
Florida	13	13	9	22	35
Los Angeles	27	19	42	61	24
Minnesota	3	2	0	2	0
Montreal	40	26	40	66	20
Nashville	2	0	0	0	2
New Jersey	70	46	86	132	87
NY Islanders	68	50	76	126	57
NY Rangers	67	60	71	131	66
Ottawa	23	14	21	35	16
Philadelphia	68	50	69	119	54
Phoenix	26	19	34	53	26
St. Louis	26	25	33	58	16
San Jose	14	17	32	49	8
Tampa Bay	17	11	28	39	32
Toronto	33	31	40	71	22
Vancouver	28	26	35	61	49
Washington	60	51	50	101	96

## MILESTONES

800th Game:	1/12/02 vs. St. Louis
700th Game:	12/17/96 vs. Boston
1,600th Point:	2/27/02 vs. Los Angeles
1,500th Point:	12/30/00 vs. Ottawa
1,000th Point:	3/24/92 @ Detroit
600th Goal:	2/4/97 vs. Vancouver
500th Goal:	10/26/95 @ NY Islanders
1,000th Assist:	2/8/03 @ Boston
900th Assist:	2/25/01 vs. NY Islanders

## FIRSTS

First NHL Game:	10/11/84 @ Boston
First NHL Goal/Point:	10/11/84 @ Boston (Pete Peeters)
First NHL Assist:	10/11/84 @ Boston

## GAME HIGHS

Most Goals:	5 - 12/31/88 vs. New Jersey 4/9/93 @ NY Rangers 3/26/96 vs. St. Louis
Most Assists:	6 - 10/15/88 vs. St. Louis; 12/5/92 @ San Jose; 11/1/95 vs. Tampa Bay
Most Points:	8 - 10/15/88 @ St. Louis (2+6) 12/31/88 vs. New Jersey (5+3)
Most PIM:	29 - 2/6/03 vs. Florida

## CAREER TRANSACTIONS

Drafted by Pittsburgh in the first round (first overall) of 1984 Entry Draft

## CAREER STATISTICS

YEAR	TEAM	LEAGUE	Regular Season													Playoffs				
			GP	G	A	PTS	PIM	+/-	PP	SH	GW	S	GP	G	A	PTS	PIM			
1981-82	Laval	QMJHL	64	30	66	96	22	--	--	--	--	--	8	5	9	14	31			
1982-83	Laval	QMJHL	66	84	100	184	76	--	--	--	--	--	12	14	18	32	18			
1983-84	Laval	QMJHL	70	*133	*149	*282	92	--	--	--	--	--	14	*29	*23	*52	29			
1984-85	PITTSBURGH	NHL	73	43	57	100	54	-35	11	0	2	209	--	--	--	--	--			
1985-86	PITTSBURGH	NHL	79	48	93	141	43	-6	17	0	4	276	--	--	--	--	--			
1986-87	PITTSBURGH	NHL	63	54	53	107	57	13	19	0	4	267	--	--	--	--	--			
1987-88	PITTSBURGH	NHL	77	*70	98	*168	92	23	22	*10	7	*382	--	--	--	--	--			
1988-89	PITTSBURGH	NHL	76	*85	*114	*199	100	41	*31	*13	8	313	11	12	7	19	16			
1989-90	PITTSBURGH	NHL	59	45	78	123	78	-18	14	3	4	226	--	--	--	--	--			
1990-91	PITTSBURGH	NHL	26	19	26	45	30	8	6	1	2	89	23	16	*28	*44	16			
1991-92	PITTSBURGH	NHL	64	44	87	*131	94	27	12	4	5	249	15	*16	18	*34	2			
1992-93	PITTSBURGH	NHL	60	69	91	*160	38	*55	16	6	10	286	11	8	10	18	10			
1993-94	PITTSBURGH	NHL	22	17	20	37	32	-2	7	0	4	92	6	4	3	7	2			
1994-95			DID NOT PLAY																	
1995-96	PITTSBURGH	NHL	70	*69	*92	*161	54	10	*31	*8	8	338	18	11	16	27	33			
1996-97	PITTSBURGH	NHL	76	50	*72	*122	65	27	15	2	7	319	5	3	3	6	4			
1997-98			DID NOT PLAY																	
1998-99			DID NOT PLAY																	
1999-00			DID NOT PLAY																	
2000-01	PITTSBURGH	NHL	43	35	41	76	18	15	16	1	5	171	18	6	11	17	4			
2001-02	Canada	Olympics	5	2	4	6	0	4	0	0	0	9	--	--	--	--	--			
	PITTSBURGH	NHL	24	6	25	31	14	E	2	0	0	75	--	--	--	--	--			
2002-03	PITTSBURGH	NHL	67	28	63	91	43	-25	14	0	4	235	--	--	--	--	--			
NHL/PGH TOTALS			879	682	1010	1692	812	133	233	48	74	3535	107	76	96	172	87			

\*=League Leader, #=Tied for League Lead

# MARIO LEMIEUX - 66



## WITH AND WITHOUT LEMIEUX IN THE LINEUP

SEASON	With Lemieux			Without Lemieux			Overall Record		
	GP	RECORD	PTS	GP	RECORD	PTS	GP	RECORD	PTS
1984-85	73	23-46-4	50	7	1-5-1	3	80	24-51-5	53
1985-86	79	33-38-8	74	1	1-0-0	2	80	34-38-8	76
1986-87	63	27-29-7	61	17	3-9-5	11	80	30-38-12	72
1987-88	77	35-33-9	79	3	1-2-0	2	80	36-35-9	81
1988-89	76	39-30-7	85	4	1-3-0	2	80	40-33-7	87
1989-90	59	27-28-4	58	21	5-12-4	14	80	32-40-8	72
1990-91	26	14-9-3	31	54	27-24-3	57	80	41-33-6	88
1991-92	64	34-23-7	75	16	5-9-2	12	80	39-32-9	87
1992-93	60	45-10-5	95	24	11-11-2	24	84	56-21-7	119
1993-94	22	12-8-2	26	62	32-19-11	75	84	44-27-13	101
1994-95				MISSED SEASON					
1995-96	70	44-24-2	90	12	5-5-2	12	82	49-29-4	102
1996-97	76	36-32-8	80	6	2-4-0	4	82	38-36-8	84
2000-01	43	26-12-3-2	57	3	1-2-0-0	2	46	27-14-3-2	59
2001-02	24	10-9-2-3	25	58	18-32-6-2	44	82	28-41-8-5	69
2002-03	67	22-35-5-5	54	15	5-9-1-0	11	82	27-44-6-5	65
	<b>879</b>	<b>427-366-76-10</b>	<b>940</b>	<b>303</b>	<b>118-146-37-2</b>	<b>275</b>	<b>1182</b>	<b>545-512-113-12</b>	<b>1,215</b>
		.535 Win %			.454 Win %			.514 Win %	

## SCORING AGAINST GOALTENDERS

	NAME	TEAMS	# AGAINST	# WITH EACH TEAM
1	Empty Net		33	
	John Vanbiesbrouck	NYR, FLA, NYI	32	23-NYR, 7-FLA, 2-NYI
3	Ron Hextall	PHI, QUE	19	17-PHI, 2-QUE
4	Don Beaupre	MIN, WSH, OTT	15	4-MIN, 10-WSH, 1-OTT
5	Glenn Healy	LA, NYI, NYR	14	4-LA, 7-NYI, 3-NYR
	Kelly Hrudey	NYI, LA	14	13-NYI, 1-LA
	Bill Ranford	BOS, EDM	14	10-BOS, 4-EDM
8	Sean Burke	NJ, HFD	13	6-NJ, 7-HFD
	Pete Peeters	BOS, WSH, PHI	13	3-BOS, 7-WSH, 3-PHI
10	Clint Malarchuk	QUE, WSH, BUF	12	2-QUE, 9-WSH, 1-BUF
	Mike Richter	NYR	12	12 -NYR

## ASSIST LEADERS

PLAYER	# OF ASSISTS	
1	Jaromir Jagr	91
2	Paul Coffey	72
3	Kevin Stevens	70
4	Ron Francis	60
5	Bob Errey	40
6	Rob Brown	39
7	Doug Bodger	31
8	Rick Tocchet	30
9	Moe Mantha	27
10	Terry Ruskowski	25

## NOTES ON GOALS

- \* 366 have been scored at home, 313 were scored on the road, 3 in neutral-site games.
- \* 56 have been unassisted.
- \* 6 have been scored on penalty shots (in eight attempts).
- \* 233 have been on the power play, 48 short-handed.
- \* 74 have been game-winning goals.
- \* 204 have come in the first period (29.9%), 223 in the second period (32.7%), 244 in the third period (35.8%), 11 in overtime (1.6%).
- \* Lemieux has scored on 131 different goalies and added 33 into an empty net.
- \* 129 different players have been credited with assists on Lemieux's goals.



# MARIO LEMIEUX - 66

## POINT STREAKS

#	START	END	POINTS
46	Oct. 31, 1989 to	Feb. 11, 1990	39+64=103
28	Jan. 11, 1986 to	Mar. 15, 1986	21+38=59
17	Jan. 1, 1988 to	Feb. 2, 1988	19+18=37
16	Nov. 18, 1995 to	Dec. 22, 1995	13+23=36
16	Mar. 9, 1993 to	Apr. 9, 1993	27+24=51
15	Dec. 17, 1996 to	Jan. 21, 1997	15+23=38
15	Nov. 30, 1988 to	Dec. 31, 1988	20+24=44
14	Mar. 6, 1992 to	Apr. 13, 1992	12+25=37
14	Oct. 9, 1986 to	Nov. 8, 1986	17+15=32
12	Oct. 6, 1992 to	Nov. 1, 1992	18+20=38
12	Oct. 7, 1988 to	Nov. 1, 1988	18+23=41
11	Oct. 12, 2002 to	Nov. 6, 2002	8+21=29
11	Dec. 10, 1991 to	Dec. 31, 1991	9+21=30
10	Jan. 7, 1989 to	Jan. 28, 1989	11+22=33
9	Jan. 17, 2001 to	Feb. 10, 2001	8+8=16
9	Mar. 26, 1997 to	Apr. 13, 1997	6+11=17
9	Dec. 12, 1992 to	Jan. 2, 1993	7+19=26
9	Mar. 24, 1985 to	Apr. 7, 1985	7+7=14
8	Dec. 27, 2000 to	Jan. 13, 2001	9+10=19
8	Oct. 19, 1996 to	Nov. 8, 1996	4+9=13
8	Nov. 17, 1992 to	Dec. 1, 1992	8+10=18
8	Feb. 2, 1989 to	Feb. 17, 1989	8+9=17
8	Mar. 12, 1988 to	Mar. 27, 1988	8+18=26
8	Oct. 13, 1987 to	Oct. 27, 1987	11+9=20
8	Jan. 21, 1987 to	Feb. 7, 1987	11+7=18
8	Dec. 7, 1984 to	Dec. 26, 1984	5+11=16
7	Nov. 30, 2002 to	Dec. 14, 2002	5+5=10
7	Mar. 7, 2001 to	Mar. 17, 2001	7+7=14
7	Oct. 31, 1991 to	Nov. 13, 1991	8+7=15
7	Oct. 4, 1991 to	Oct. 19, 1991	5+8=13
7	Feb. 24, 1991 to	Mar. 9, 1991	4+8=12
7	Mar. 20, 1989 to	Apr. 2, 1989	13+5=8
7	Dec. 15, 1987 to	Dec. 27, 1987	6+11=17
7	Nov. 14, 1987 to	Nov. 28, 1987	6+10=16
7	Feb. 20, 1985 to	Mar. 3, 1985	7+7=14
6	Nov. 16, 2002 to	Nov. 27, 2002	3+12=15
6	Dec. 4, 1996 to	Dec. 13, 1996	5+6=11
6	Nov. 12, 1996 to	Nov. 22, 1996	1+6=7
6	Mar. 5, 1996 to	Mar. 16, 1996	4+6=10
6	Feb. 8, 1991 to	Feb. 21, 1991	5+10=15
6	Oct. 5, 1989 to	Oct. 17, 1989	4+10=14
6	Nov. 12, 1988 to	Nov. 25, 1988	5+14=19
6	Mar. 7, 1987 to	Mar. 18, 1987	9+8=17
6	Dec. 10, 1985 to	Dec. 19, 1985	3+7=10
6	Mar. 9, 1985 to	Mar. 19, 1985	5+4=9
6	Jan. 9, 1985 to	Jan. 21, 1985	6+4=10
6	Oct. 27, 1984 to	Nov. 8, 1984	1+9=10
5	Feb. 21, 2001 to	Mar. 2, 2001	4+5=9
5	Feb. 15, 1997 to	Feb. 23, 1997	4+4=8
5	Oct. 7, 1995 to	Oct. 20, 1995	3+10=13
5	Nov. 5, 1992 to	Nov. 12, 1992	4+8=12
5	Nov. 27, 1991 to	Dec. 5, 1991	6+9=15
5	Mar. 7, 1989 to	Mar. 14, 1989	7+5=12
5	Feb. 21, 1989 to	Mar. 1, 1989	3+12=15
5	Dec. 22, 1985 to	Jan. 1, 1986	5+6=11
5	Nov. 6, 1985 to	Nov. 16, 1985	3+8=11

## GOAL STREAKS

#	START	END	GOALS
12	Oct. 6, 1992 to	Nov. 1, 1992	18
11	Mar. 18, 1993 to	Apr. 4, 1993	21
7	Dec. 17, 1996 to	Dec. 30, 1996	12
7	Oct. 11, 1988 to	Oct. 25, 1988	15
7	Jan. 1, 1988 to	Jan. 20, 1988	12
7	Oct. 22, 1986 to	Nov. 4, 1986	9
6	Mar. 19, 1992 to	Mar. 31, 1992	8
6	Mar. 16, 1988 to	Mar. 27, 1988	8
6	Feb. 8, 1986 to	Feb. 21, 1986	10
5	Mar. 10, 2001 to	Mar. 17, 2001	6
5	Dec. 5, 1995 to	Dec. 15, 1995	6
5	Nov. 23, 1992 to	Dec. 1, 1992	7
5	Dec. 2, 1989 to	Dec. 12, 1989	7
5	Nov. 5, 1989 to	Nov. 16, 1989	5
5	Feb. 9, 1989 to	Feb. 17, 1989	7
5	Dec. 6, 1988 to	Dec. 15, 1988	7
5	Oct. 9, 1986 to	Oct. 17, 1986	8

## ASSIST STREAKS

#	START	END	ASSISTS
14	Jan. 15, 1986 to	Feb. 16, 1986	23
11	Oct. 12, 2002 to	Nov. 6, 2002	21
10	Dec. 1, 1995 to	Dec. 22, 1995	17
10	Dec. 13, 1991 to	Dec. 31, 1991	21
9	Mar. 23, 1993 to	Apr. 7, 1993	16
9	Dec. 12, 1992 to	Jan. 2, 1993	19
9	Oct. 6, 1992 to	Oct. 24, 1992	18
9	Mar. 15, 1992 to	Apr. 13, 1992	16
9	Oct. 15, 1988 to	Nov. 1, 1988	20
7	Jan. 2, 1997 to	Jan. 15, 1997	19
7	Dec. 9, 1989 to	Dec. 23, 1989	11
7	Dec. 14, 1988 to	Dec. 26, 1988	14
7	Dec. 15, 1987 to	Dec. 27, 1987	11
6	Nov. 17, 1992 to	Nov. 27, 1992	8
6	Jan. 30, 1990 to	Feb. 10, 1990	13
6	Nov. 12, 1988 to	Nov. 25, 1988	14
6	Jan. 15, 1988 to	Jan. 25, 1988	9
6	Nov. 14, 1987 to	Nov. 27, 1987	10
6	Feb. 21, 1986 to	Mar. 1, 1986	11
6	Dec. 7, 1984 to	Dec. 21, 1984	9
5	Nov. 18, 2002 to	Nov. 27, 2002	12
5	Oct. 27, 1984 to	Nov. 8, 1984	9
5	Dec. 27, 2000 to	Jan. 8, 2001	10
5	Mar. 9, 1993 to	Mar. 20, 1993	8
5	Nov. 27, 1991 to	Dec. 5, 1991	9
5	Dec. 27, 1989 to	Jan. 6, 1990	9
5	Jan. 17, 1989 to	Jan. 28, 1989	15
5	Mar. 8, 1987 to	Mar. 18, 1987	8
5	Nov. 6, 1985 to	Nov. 16, 1985	8

# MARIO LEMIEUX - 66



## ALL-TIME LEADERS

GOALS			ASSISTS		
PLAYER	GP	G	PLAYER	GP	A
1 Wayne Gretzky	1,487	894	1 Wayne Gretzky	1,487	1,963
2 Gordie Howe	1,767	801	2 Ron Francis	1,651	1,222
3 Marcel Dionne	1,348	731	3 Ray Bourque	1,612	1,169
4 Phil Esposito	1,282	717	4 Mark Messier	1,680	1,168
5 Brett Hull	1,183	716	5 Paul Coffey	1,409	1,135
6 Mike Gartner	1,432	708	6 Adam Oates	1,277	1,063
7 <b>MARIO LEMIEUX</b>	<b>879</b>	<b>682</b>	7 Gordie Howe	1,767	1,049
8 Mark Messier	1,680	676	8 Marcel Dionne	1,348	1,040
9 Steve Yzerman	1,378	660	9 <b>MARIO LEMIEUX</b>	<b>879</b>	<b>1,010</b>
10 Luc Robitaille	1,286	631	10 Steve Yzerman	1,378	1,010
11 Bobby Hull	1,063	610	11 Doug Gilmour	1,412	945
12 Dino Ciccarelli	1,232	608	12 Larry Murphy	1,615	929
13 Jari Kurri	1,251	601	13 Stan Mikita	1,394	926
14 Dave Andreychuk	1,515	613	14 Bryan Trottier	1,279	901
15 Mike Bossy	752	573	15 Dale Hawerchuk	1,188	891

## ACTIVE LEADERS

GOALS			ASSISTS		
PLAYER	GP	G	PLAYER	GP	A
1 Brett Hull	1,183	716	1 Ron Francis	1,651	1,222
2 <b>MARIO LEMIEUX</b>	<b>879</b>	<b>682</b>	2 Mark Messier	1,680	1,168
3 Mark Messier	1,680	676	3 Adam Oates	1,277	1,063
4 Steve Yzerman	1,378	660	4 <b>MARIO LEMIEUX</b>	<b>879</b>	<b>1,010</b>
5 Luc Robitaille	1,286	631	5 Steve Yzerman	1,378	1,010
6 Dave Andreychuk	1,515	613	6 Doug Gilmour	1,474	964
7 Ron Francis	1,651	536	7 Al MacInnis	1,413	932
8 Brendan Shanahan	1,186	533	8 Phil Housley	1,495	894
9 Joe Nieuwendyk	1,113	511	9 Joe Sakic	1,074	806
10 Joe Sakic	1,074	509	10 Pierre Turgeon	1,139	754

## ALL-TIME MULTIPLE POINT GAMES

Two-Goal Games	112	Last – Feb. 25, 2003 vs. Los Angeles
Three-Goal Games	27	Last – Jan. 24, 2001 vs. Montreal
Four-Goal Games	10	Last – Jan. 26, 1997 at Montreal
Five-Goal Games	3	Last – Mar. 26, 1996 vs. St. Louis

TOTAL = 152 Multiple Goal Games

Two-Assist Games	172	Last – Apr. 2, 2003 vs. Carolina
Three-Assist Games	70	Last – Dec. 23, 2002 vs. Buffalo
Four-Assist Games	28	Last – Feb. 8, 2003 at Boston
Five-Assist Games	5	Last – Dec. 26, 1991 vs. Toronto
Six-Assist Games	3	Last – Nov. 1, 1995 vs. Tampa Bay

TOTAL = 278 Multiple Assist Games

Two-Point Games	220	Last – Apr. 2, 2003 vs. Carolina (0+2)
Three-Point Games	147	Last – Feb. 25, 2003 vs. Los Angeles (2+1)
Four-Point Games	73	Last – Feb. 8, 2003 @ Boston (0+4)
Five-Point Games	36	Last – Jan. 23, 2002 vs. Tampa Bay (2+3)
Six-Point Games	7	Last – Mar. 18, 1993 vs. Washington (4+2)
Seven-Point Games	5	Last – Mar. 26, 1996 vs. St. Louis (5+2)
Eight-Point Games	2	Last – Dec. 31, 1988 vs. New Jersey (5+3)

TOTAL = 490 Multiple Point Games





# STEVE MCKENNA - 23



**POSITION:** Left Wing  
**HT/WT:** 6-8/252  
**SHOOTS:** Left  
**BORN:** August 21, 1973  
**BIRTHPLACE:** Toronto, Ontario

## 2002-03

Appeared in a career-high 79 games with the Penguins...Set new career highs in goals (9) and points (10) and led the team with 128 penalty minutes...Ranked fourth on the team with a career-high four power-play goals...Was plus or even in 60 of 79 games...Scored the game-winning goal Dec. 21 in a 2-0 win vs. Calgary...Scored a power-play goal Dec. 26 at NY Rangers...Scored the game-winning goal Jan. 3 at Atlanta...Scored a goal Jan. 7 at NY Islanders...Scored his fifth goal of the season, establishing a new career-high, Jan. 9 vs. Toronto...Scored a goal Jan. 25 vs. Chicago...Scored a power-play goal Jan. 28 at NY Islanders...Recorded the first two-goal game of his career, Feb. 8 at Boston, including scoring the goal giving Mario Lemieux 1,000 NHL assists...Played in his 300th NHL game Feb. 15 at New Jersey...Recorded an assist, his first of the season, in the Penguins' season finale Apr. 5 at Washington...Scored three goals in 39 home games...Recorded seven points (6+1) in 40 road games...Scored three goals in 20 games against Atlantic Division opponents.

## CAREER

**2001-02:** Played in 54 games with the Rangers, tying for third on the team with 144 penalty minutes...Played in his first game with the Rangers on Nov. 6 vs. Minnesota and scored the game-winning goal...Picked up an assist the next game, Nov. 8 at the Islanders...Played in his 200th career game Nov. 23 at Washington...Scored a power play goal Jan. 22 at the Islanders...Played in three games with Hartford of the American Hockey league going scoreless with 11 penalty minutes...Was assigned to Hartford Oct. 13...Recalled on Nov. 4...**2000-01:** Appeared in 34 games with the Penguins...Ranked fourth on the team in penalty minutes...Made his Penguins debut Jan. 15 vs. Anaheim after being acquired from Minnesota...Totaled two points (1+1) in 20 games with the Wild...**1999-00:** Registered a career-high five assists with Los Angeles...Played in his 100th career game Nov. 2 at Detroit...Missed six games due to a retinal tear in his left eye...**1998-99:** Played in 20 games with Los Angeles...Missed 56 games after undergoing abdominal surgery...Returned to the lineup on Mar. 21 and played in nine of the last 13 games...**1997-98:** Ranked first among Kings' rookies, playing in a 62 games...Set then career-highs with four goals, eight points and 150 penalty minutes...His 150 penalty minutes ranked third on the team...Began the season in Fredericton of the AHL before being recalled Oct. 16...Registered his first point with an assist Oct. 23 vs. Detroit...Scored his first goal Nov. 13 vs. San Jose...Recorded one assist in three playoff games...**1996-97:** Began his first professional season with Phoenix of the International Hockey League...Played in nine games with Los Angeles, making his NHL debut Mar. 24 at Vancouver...In 66 games with Phoenix, ranked third on the team with 187 penalty minutes...**1995-96:** With Merrimack in the Hockey East, posted college highs in goals (3), assists (11) and points (14) in 33 games...**1994-95:** Played in all 37 games with Merrimack, and ranked third on the team with 74 penalty minutes...**1993-94:** Skated in all 37 games for Merrimack, ranking second on the team with 74 penalty minutes.

# STEVE McKENNA - 23



## SCORING VS. NHL

Team	GP	G	A	PTS	PIM
Anaheim	13	1	1	2	32
Atlanta	9	1	1	2	12
Boston	10	2	1	3	7
Buffalo	11	0	0	0	33
Calgary	10	1	0	1	22
Carolina	11	0	0	0	46
Chicago	13	1	0	1	19
Colorado	14	0	0	0	38
Columbus	4	0	0	0	25
Dallas	14	1	0	1	21
Detroit	8	0	1	1	7
Edmonton	9	1	1	2	56
Florida	10	0	0	0	37
Los Angeles	6	0	0	0	9
Minnesota	5	1	0	1	5
Montreal	11	0	1	1	35
Nashville	5	0	0	0	2
New Jersey	16	0	0	0	20
NY Islanders	16	3	1	4	62
NY Rangers	9	1	0	1	13
Ottawa	7	0	0	0	4
Philadelphia	15	0	0	0	55
Phoenix	18	0	1	1	36
Pittsburgh	7	0	0	0	17
St. Louis	12	0	1	1	26
San Jose	14	1	1	2	23
Tampa Bay	13	0	0	0	11
Toronto	11	1	0	1	27
Vancouver	8	0	0	0	27
Washington	15	2	2	4	12

## MILESTONES

300th Game: 2/15/03 @ New Jersey  
 200th Game: 11/23/01 @ Washington

## FIRSTS

First NHL Game: 3/24/97 @ Vancouver  
 First NHL Assist/Point: 10/23/97 vs. Detroit  
 First NHL Goal: 11/13/97 vs. San Jose (Kelly Hrudey)

## GAME HIGHS

Most Goals: 2 - 2/8/03 @ Boston  
 Most Assists: 1 - 12 Times, Last:  
 4/5/03 @ Washington  
 Most Points: 2 - 2/8/03 @ Boston (2+0)  
 Most PIM: 27 - Three Times, Last:  
 3/6/03 vs. Carolina

## CAREER TRANSACTIONS

Signed as a free agent by Los Angeles, May 23, 1996...Claimed by Minnesota from Los Angeles in 2000 NHL Expansion Draft, June 23, 2000...Traded by Minnesota to Pittsburgh for Roman Simicek, Jan. 13, 2001...Signed as a free agent by NY Rangers, Aug. 28, 2001...Signed as a free agent by Pittsburgh, July 12, 2002


## CAREER STATISTICS

YEAR	TEAM	LEAGUE	Regular Season													Playoffs			
			GP	G	A	PTS	PIM	+/-	PP	SH	GW	S	GP	G	A	PTS	PIM		
1993-94	Merrimack	HE	37	1	2	3	74	--	--	--	--	--	--	--	--	--	--	--	--
1994-95	Merrimack	HE	37	1	9	10	74	--	--	--	--	--	--	--	--	--	--	--	--
1995-96	Merrimack	HE	33	3	11	14	67	--	--	--	--	--	--	--	--	--	--	--	--
1996-97	Los Angeles	NHL	9	0	0	0	37	1	0	0	0	6	--	--	--	--	--	--	--
	Phoenix	IHL	66	6	5	11	187	--	--	--	--	--	--	--	--	--	--	--	--
1997-98	Los Angeles	NHL	62	4	4	8	150	-9	1	0	0	42	3	0	1	1	1	0	0
	Fredricton	AHL	6	2	1	3	48	--	--	--	--	--	--	--	--	--	--	--	--
1998-99	Los Angeles	NHL	20	1	0	1	36	-3	0	0	0	12	--	--	--	--	--	--	--
1999-00	Los Angeles	NHL	46	0	5	5	125	3	0	0	0	14	--	--	--	--	--	--	--
2000-01	Minnesota	NHL	20	1	1	2	19	E	0	0	0	12	--	--	--	--	--	--	--
	PITTSBURGH	NHL	34	0	0	0	100	-4	0	0	0	7	--	--	--	--	--	--	--
2001-02	NY Rangers	NHL	54	2	1	3	144	E	1	0	1	17	--	--	--	--	--	--	--
	Hartford	AHL	3	0	0	0	11	--	--	--	--	--	--	--	--	--	--	--	--
2002-03	PITTSBURGH	NHL	79	9	1	10	128	-18	5	0	3	59	--	--	--	--	--	--	--
	NHL TOTALS		324	17	12	29	739	-30	7	0	4	169	3	0	1	1	1	0	0
	PGH TOTALS		113	9	1	10	228	-22	5	0	3	66	--	--	--	--	--	--	--





# JOSEF MELICHAR - 2



<b>POSITION:</b>	Defenseman
<b>HT/WT:</b>	6-2/222
<b>SHOOTS:</b>	Left
<b>BORN:</b>	January 20, 1979
<b>BIRTHPLACE:</b>	Ceske-Budjovice, Czech Republic

## 2002-03

Appeared in eight games with the Penguins...Went scoreless with two penalty minutes...Missed 74 games with a shoulder injury, including the final 65 games of the season, Nov. 20-Apr. 5...Made his season debut in the Penguins' season opener, Oct. 10 vs. Toronto...Played in the Penguins' next game Oct. 12 vs. NY Rangers before missing the next nine games with a shoulder injury, Oct. 14-Nov. 2...Played in the Penguins' next six games and then missed the final 65 games with the shoulder injury.

## CAREER

**2001-02:** Played in a career-high 60 games, and recorded a career-high three assists...Ranked fifth among NHL rookies in blocked shots with 60 and ninth in hits with 93...Ranked fifth on the Penguins in hits, tied for sixth in blocked shots and ranked seventh in penalty minutes (68)...Picked up an assist Oct. 28 vs. Florida; Nov. 6 at Carolina and Dec. 21 vs. Washington...Was a season-high plus-3 Dec. 21 vs. Washington and Apr. 1 vs. Montreal...Played in 28 home games, recording two assists...Had one assist in 32 road games...Was scoreless in 14 games vs. Atlantic Division opponents...Missed one game (Dec. 8 vs. Atlanta) with a bruised hip...Suffered a dislocated shoulder on Feb. 12 and missed 15 games (Feb. 27-Mar. 27)...Missed the last six games of the season (Apr. 4-13) after re-injuring the shoulder Apr. 3...**2000-01:** Began the season with the Penguins and played in his first NHL game Oct. 8 vs. Nashville in Japan...Recorded his first NHL point with an assist Oct. 27 at the Rangers...Also notched an assist Nov. 16 at St. Louis...Overall played in 19 games with the Penguins...Appeared in 46 games with Wilkes-Barre/Scranton, recording seven points (2+5)...Recorded five assists in 21 playoff games with Wilkes-Barre/Scranton...Ranked second on the team with a plus-five rating...**1999-00:** Played in 80 games with Wilkes-Barre/Scranton...Ranked fifth among defensemen with 12 points (3+9)...Ranked third on the team with 126 penalty minutes...**1998-99:** Played in 65 games with Tri-City (WHL), ranking third among defensemen in points with 36...Scored one goal in 11 playoff games...**1997-98:** Recorded 33 points (9+24) in 67 games with Tri-City...Ranked second on the team with 154 penalty minutes...Ranked ninth in scoring...**1996-97:** Collected five points (3+2) in 41 games with Ceske Budejovice in the Czech. Junior league



# JOSEF MELICHAR - 2



## SCORING VS. NHL

Team	GP	G	A	PTS	PIM
Anaheim	1	0	0	0	0
Atlanta	3	0	0	0	4
Boston	3	0	0	0	0
Buffalo	3	0	0	0	7
Calgary	1	0	0	0	0
Carolina	5	0	1	1	8
Chicago	1	0	0	0	5
Colorado	2	0	0	0	0
Columbus	1	0	0	0	4
Dallas	1	0	0	0	0
Detroit	--	--	--	--	--
Edmonton	2	0	0	0	2
Florida	4	0	1	1	0
Los Angeles	--	--	--	--	--
Minnesota	2	0	0	0	0
Montreal	5	0	0	0	6
Nashville	2	0	0	0	0
New Jersey	5	0	0	0	13
NY Islanders	6	0	0	0	0
NY Rangers	8	0	1	1	8
Ottawa	6	0	0	0	11
Philadelphia	3	0	0	0	2
Phoenix	1	0	0	0	0
St. Louis	3	0	1	1	2
San Jose	2	0	0	0	0
Tampa Bay	5	0	0	0	9
Toronto	4	0	0	0	4
Vancouver	2	0	0	0	2
Washington	5	0	1	1	4

## MILESTONES

Within Reach (Current Total):  
100th Game: (86)

## FIRSTS

First NHL Game: 10/8/00 @ Nashville  
(In Japan)  
First NHL Assist/Point: 10/27/00 @ NY Rangers

## GAME HIGHS

Most Assists: 1 - Five Times, Last:  
12/21/01 vs. Washington  
Most Points: 1 - Five Times, Last:  
12/21/01 vs. Washington  
Most PIM: 9 - 10/18/01 @ Ottawa

## CAREER TRANSACTIONS

Drafted by Pittsburgh in the third round (71st overall) of the 1997 Entry Draft

## CAREER STATISTICS

YEAR	TEAM	LEAGUE	Regular Season													Playoffs			
			GP	G	A	PTS	PIM	+/-	PP	SH	GW	S	GP	G	A	PTS	PIM		
1996-97	Budejovice	Czech	41	2	3	5	10	--	--	--	--	--	--	--	--	--	--	--	--
	Czech Jr	Euro Jr	6	0	1	1	2	--	--	--	--	--	--	--	--	--	--	--	--
1997-98	Tri City	WHL	67	9	24	33	154	--	--	--	--	--	--	--	--	--	--	--	--
1998-99	Tri City	WHL	65	8	28	36	125	--	--	--	--	--	11	1	0	1	15	--	--
1999-00	Wilkes-Barre	AHL	80	3	9	12	126	-18	1	0	0	97	--	--	--	--	--	--	--
2000-01	PITTSBURGH	NHL	18	0	2	2	21	-5	0	0	0	9	--	--	--	--	--	--	--
	Wilkes-Barre	AHL	46	2	5	7	69	4	0	0	0	66	21	0	5	5	6	--	--
2001-02	PITTSBURGH	NHL	60	0	3	3	68	-1	0	0	0	46	--	--	--	--	--	--	--
2002-03	PITTSBURGH	NHL	8	0	0	0	2	-2	0	0	0	6	--	--	--	--	--	--	--
NHL/PGH TOTALS			86	0	5	5	91	-8	0	0	0	61	--	--	--	--	--	--	--



# ALEKSEY MOROZOV - 95



**POSITION:** Right Wing  
**HT/WT:** 6-1/204  
**SHOOTS:** Left  
**BORN:** February 16, 1977  
**BIRTHPLACE:** Moscow, Russia

## 2002-03

Recorded 25 points (9+16), appearing in only 27 games...Suffered a fractured wrist Dec. 10 at Toronto and missed the last 55 games of the season...Ranked fourth on the team in points, fifth in goals and fourth in assists...Ranked third on the club with six power play goals, third with 11 power play assists, third with 17 power play points and tied for fifth with two game-winning goals...Collected four points in back-to-back games Oct. 12 vs. the Rangers (2+2) and Oct. 14 at Toronto (2+2), equaling his career-high in each game...Posted a five-game point streak from Oct. 12-22, collecting 11 points (6+5)...Recorded two four-game point streaks - Oct. 26-Nov. 2 (1+4=5) and Nov. 9-18 (1+5=6)...Had six multi-point games, two with four points and four with two points...Scored the game-winning goal Oct. 12 vs. the Rangers and Oct. 26 vs. Buffalo...Recorded 14 points (5+9) in 14 home games, 11 points (4+7) in 13 road games, and eight points (3+5) in five games vs. Atlantic Division opponents.

## CAREER

**2001-02:** Set career highs in goals (20), assists (29) and points (49)...Ranked third on the Penguins in goals, fourth in assists, fourth in points, second in power play goals (7), tied for second in power play points (16), third in shots (162) and tied for fourth in game-winning goals (3)...Set a career-high with four points (2+2), Nov. 13 at New Jersey. His first assist in that game was his 100th career point...Notched his second career hat trick Jan. 17 at Calgary...Recorded three points in three consecutive games- Jan. 21 vs. Philadelphia (2+1), including the game-winning goal; Jan. 23 vs. Tampa Bay (1+2); and Jan. 24 at the Islanders (1+2), including the game-winning goal in overtime...Missed nine games with a bruised shoulder, five from Dec. 14-22 and four from Jan. 5-10...**2000-01:** Ranked 12th on the team with 19 points (5+14) in 66 games...Notched three points (1+2), including the game-winning goal, Mar. 25 at New Jersey...Had a four-game point streak from Nov. 4-11, collecting five points (1+4)...Scored the Penguins only short-handed goal of the Playoffs in Game Two of the Eastern Conference Finals, May 15 at New Jersey...**1999-00:** Tied for sixth on the team with 31 points in 68 games...Tied for seventh in goals with 12...Ranked eighth in assists with 19...Set a career-high with a plus-12 rating to rank sixth on the team...Notched his first career hat trick on Oct. 7 at New Jersey...Scored the first short-handed goal of his career Feb. 9 vs. Atlanta...**1998-99:** Ranked 13th on the Penguins with 19 points (9+10) in 67 games...Notched two goals Feb. 15 vs. Washington, his first career multi-goal game...Played in 10 of the Penguins 13 playoff games, missing the last three games of the Eastern Conference Semifinals vs. Toronto with a concussion...Recorded two points (1+1), notching his first playoff goal in Game Two at New Jersey Apr. 24, and an assist in game Three vs. Toronto May 11...**1997-98:** Tied for 10th in the league among rookies with 26 points (13+13) in a career-high 76 games...Scored his first NHL goal on his first shot, in his first game, Oct. 1 vs. Los Angeles...Tied for fifth among rookies with 13 goals and tied for second with three game-winning goals...Notched his first assist Oct. 25 at Vancouver...Recorded a point in a season-high three consecutive games from October 25-November 1 (2+1)...Tallied his first career multi-point game December 6 vs. Anaheim (0+2)...Ranked second on the team with a 16.3 shooting percentage (13/80)...Tallied his first career playoff point in Game Five on May. 1 vs. Montreal...Collected four points (2+2) in six games with the Russian Olympic Team, winning a silver medal at the 1998 Winter Olympics at Nagano, Japan...Recorded three assists in four games for Russia at the World Championships...**1996-97:** Led Krylja Sovetov in scoring with 32 points (21+11) and 32 penalty minutes in 44 games...His 21 goals were second in the league...Was one of only five players in the league to score 20-or-more goals...Tied for 15th in the league in scoring...Collected six points (3+3) in six games for Russia at the 1997 World Championships...Also played for Russia at the World Junior Championships, recording eight points (5+3) in and six penalty minutes in six games...Was named Best Forward of the Tournament...**1995-96:** Ranked fourth on Krylja Sovetov with 22 points (13+9) in 47 games...His 13 goals tied for fifth...Ranked seventh in scoring at the World Junior Championships, collecting eight points (5+3) in six games for the third-place Russian team...Ranked second on the team in scoring and was named to the World Junior Championships All-Star Team...**1994-95:** Played in 48 games with Krylja Sovetov, ranking fifth on the team with 27 points (15+12)...Tied for third on the team in goals and ranked third with 53 penalty minutes...Was named CIS Rookie of the Year...**1993-94:** Played in seven games with Krylja Sovetov, going scoreless.

# ALEKSEY MOROZOV - 95



## SCORING VS. NHL

Team	GP	G	A	PTS	PIM
Anaheim	6	1	2	3	2
Atlanta	13	3	5	8	4
Boston	20	4	9	13	4
Buffalo	21	1	3	4	6
Calgary	7	5	1	6	2
Carolina	21	4	5	9	4
Chicago	7	0	1	1	0
Colorado	9	1	2	3	2
Columbus	3	2	0	2	0
Dallas	7	0	0	0	0
Detroit	8	1	2	3	2
Edmonton	8	1	1	2	0
Florida	17	1	1	2	6
Los Angeles	6	1	1	2	0
Minnesota	2	0	1	1	2
Montreal	21	2	4	6	8
Nashville	5	0	1	1	2
New Jersey	25	12	12	24	0
NY Islanders	22	3	6	9	4
NY Rangers	20	3	8	11	4
Ottawa	18	1	6	7	2
Philadelphia	24	4	9	13	2
Phoenix	7	2	1	3	0
St. Louis	8	1	1	2	4
San Jose	7	1	0	1	0
Tampa Bay	21	5	7	12	4
Toronto	18	4	5	9	2
Vancouver	8	2	2	4	0
Washington	17	3	5	8	8

## MILESTONES

300th Game: 11/27/01 vs. New Jersey  
 200th Game: 3/9/00 @ Ottawa  
 100th Point: 11/13/01 @ New Jersey  
 100th Assist: 11/22/02 @ Atlanta

## FIRSTS

First NHL Game: 10/1/97 vs. Los Angeles  
 First NHL Goal/Point: 10/1/97 vs. Los Angeles (Stephane Fiset)  
 First Assist: 10/25/97 @ Vancouver

## GAME HIGHS

Most Goals: 3 - 11/17/02 @ Calgary  
 10/7/99 @ New Jersey  
 Most Assists: 2 - 17 Times, Last:  
 11/16/02 vs. NY Islanders  
 Most Points: 4 - Three Times, Last:  
 10/14/02 @ Toronto (2+2)  
 Most PIM: 4 - 11/18/02 @ Montreal

## CAREER TRANSACTIONS

Drafted by Pittsburgh in the first round (24th overall) of 1995 Entry Draft


## CAREER STATISTICS

YEAR	TEAM	LEAGUE	Regular Season											Playoffs					
			GP	G	A	PTS	PIM	+/-	PP	SH	GW	S	GP	G	A	PTS	PIM		
1993-94	Krylja-Sovetov	Russia	7	0	0	0	0	--	--	--	--	--	--	--	--	--	--	--	--
1994-95	Krylja-Sovetov	Russia	48	15	12	27	53	--	--	--	--	--	--	--	--	--	--	--	--
1995-96	Krylja-Sovetov	Russia	47	12	10	22	26	--	--	--	--	--	--	--	--	--	--	--	--
1996-97	Krylja-Sovetov	Russia	44	21	11	32	32	--	--	--	--	--	--	--	--	--	--	--	--
1997-98	PITTSBURGH	NHL	76	13	13	26	8	-4	2	0	3	80	6	0	1	1	2		
	Russia	Olympics	6	2	2	4	0	--	--	--	--	--	--	--	--	--	--	--	--
1998-99	PITTSBURGH	NHL	67	9	10	19	14	5	0	0	0	75	10	1	1	2	0		
1999-00	PITTSBURGH	NHL	68	12	19	31	14	12	0	1	0	101	5	0	0	0	0		
2000-01	PITTSBURGH	NHL	66	5	14	19	6	-8	0	0	1	72	18	3	3	6	6		
2001-02	PITTSBURGH	NHL	72	20	29	49	16	-7	7	0	3	162	--	--	--	--	--		
2002-03	PITTSBURGH	NHL	27	9	16	25	16	-3	6	0	2	46	--	--	--	--	--		
	NHL/PGH TOTALS		376	68	101	169	74	-5	15	1	9	536	39	4	5	9	8		





# MICHAL ROZSIVAL - 28



**POSITION:** Defenseman  
**HT/WT:** 6-1/212  
**SHOOTS:** Right  
**BORN:** September 3, 1978  
**BIRTHPLACE:** Vlasim, Czech Republic

## 2002-03

Recorded ten points (4+6) and 40 penalty minutes in 53 games with the Penguins...Was plus or even in 35 of 53 games...Recorded his first point of the season, an assist, Oct. 14 at Toronto...Scored a goal Oct. 26 vs. Buffalo...Played in his 200th NHL game Dec. 19 vs. New Jersey...Scored a goal Dec. 26 at NY Rangers...Scored a goal Jan. 30 at Washington...Scored a goal Feb. 20 vs. Colorado...Missed 29 games due to injury, including 15 games with a separated shoulder, Nov. 18-Dec. 17...Recorded three points (2+1) in 24 home games...In 29 road games, recorded seven points (2+5)...Recorded three points (2+1) in 14 games against Atlantic Division teams.

## CAREER

**2001-02:** Led Penguins defensemen with nine goals, 20 assists and 29 points, setting career-highs in all categories...Also played in a career-high 79 games...Tied for eighth on the team in goals, ranked seventh in assists, seventh in points, sixth in power play goals (4), seventh in power play assists (7), seventh in power play points (11), third in game-winning goals (4), second in blocked shots (116) and sixth in hits (89)...Scored goals in back-to-back games Oct. 23 at Atlanta (GWG) and Oct. 24 vs. Dallas...Posted six multi-point games, all with two points - Nov. 24 vs. Buffalo (2a); Jan. 8 vs. Boston (2a); Mar. 5 vs. Florida (2a); Mar. 11 vs. Columbus (2a); Mar. 16 at Los Angeles (1+1); and Mar. 24 vs. Washington (1+1)...Scored the game-winning goal in overtime Feb. 28 at Columbus...Was a season-high plus-3 Mar. 5 vs. Florida...  
**2000-01:** Played in 30 games with the Penguins, recording five points (1+4) and 26 penalty minutes...Posted a point in back-to-back games Dec. 10 at Detroit (1+0) and Dec. 13 vs. Toronto (0+1)...Was assigned to Wilkes-Barre/Scranton on Dec. 28 and spent the remainder of the season there, collecting 16 points (8+8) in 28 games...Missed nine games due to an injured shoulder and eight games with a knee injury in Wilkes-Barre...Ranked second on the team and third in the league with 22 playoff points (3+19) in 21 games...His 19 assists led the league...Had a point in 15 of 21 games...Recorded four points (1+3) May 9 in Game Three of the Western Conference Finals at Hershey...  
**1999-00:** Ranked second among Penguins' defensemen in points (21), tied for second in goals (4), third in assists (17) and third in plus/minus (plus-11)...Ranked third among all rookie defensemen in assists, trailing only Brian Rafalski of New Jersey (27) and Brad Stuart of San Jose (26)...Was tied for third in points among rookie defensemen with Kim Johnsson of the Rangers, trailing Stuart (36) and Rafalski (32)...Picked up his first NHL point in his third game with an assist Oct. 8 vs. Colorado...Scored his first NHL goal Dec. 15 at Carolina vs. Arturs Irbe...Was scoreless and even in two playoff games...  
**1998-99:** Tallied 25 points (3+22) and 72 penalty minutes in 49 games with Syracuse (AHL) to rank fourth among defensemen in points...Tied for fifth on the team in assists...Missed most of the season with a knee injury...  
**1997-98:** Finished third in scoring on Swift Current (WHL) with 69 points in 71 games...Led the Broncos with 55 assists and ranked sixth with 122 penalty minutes...Named to the WHL East First All-Star Team...Added five assists and 33 penalty minutes in 12 playoff games...  
**1996-97:** Was third among Swift Current defensemen with 39 points (8+31) in 63 games...  
**1995-96:** Played in the Czech Jr. League with Jihlava picking up seven points (3+4) in 36 games...  
**1994-95:** Recorded 21 points (8+13) in 31 games with Jihlava...Spends his off-season in the Czech Republic.

# MICHAL ROZSIVAL - 28



## SCORING VS. NHL

Team	GP	G	A	PTS	PIM
Anaheim	4	0	1	1	0
Atlanta	9	3	1	4	4
Boston	12	0	5	5	8
Buffalo	12	1	5	6	8
Calgary	4	0	0	0	0
Carolina	11	1	2	3	14
Chicago	5	0	0	0	2
Colorado	6	1	2	3	0
Columbus	4	1	4	5	0
Dallas	4	1	0	1	5
Detroit	6	1	1	2	6
Edmonton	5	0	0	0	0
Florida	13	1	5	6	17
Los Angeles	4	1	2	3	2
Minnesota	2	0	0	0	2
Montreal	11	1	1	2	12
Nashville	5	0	0	0	0
New Jersey	14	0	2	2	4
NY Islanders	14	1	2	3	14
NY Rangers	15	1	3	4	10
Ottawa	13	0	1	1	8
Philadelphia	10	1	0	1	8
Phoenix	4	0	0	0	2
St. Louis	5	0	1	1	6
San Jose	5	0	0	0	2
Tampa Bay	13	0	4	4	8
Toronto	13	1	3	4	8
Vancouver	5	0	0	0	0
Washington	9	2	2	4	11

## MILESTONES

200th Game: 12/19/02 vs. New Jersey  
 100th Game: 12/15/00 vs. Minnesota

## FIRSTS

First NHL Game: 10/1/99 @ Dallas  
 First NHL Assist/Point: 10/8/99 vs. Colorado  
 First NHL Goal: 12/15/99 @ Carolina  
 (Arturs Irbe)

## GAME HIGHS

Most Goals: 1 - 18 Times, Last:  
 2/20/03 vs. Colorado  
 Most Assists: 2 - Four Times, Last:  
 3/11/02 @ Columbus  
 Most Points: 2 - Seven Times, Last:  
 3/24/02 vs. Washington (1+1)  
 Most PIM: 7 - 3/24/02 vs. Washington  
 12/15/00 vs. Florida

## CAREER TRANSACTIONS

Drafted by Pittsburgh in the fourth round  
 (105th overall) of 1996 Entry Draft

## CAREER STATISTICS

YEAR	TEAM	LEAGUE	Regular Season													Playoffs				
			GP	G	A	PTS	PIM	+/-	PP	SH	GW	S	GP	G	A	PTS	PIM			
1994-95	Jihlava	Czech Jr	31	8	13	21	--	--	--	--	--	--	--	--	--	--	--	--	--	
1995-96	Jihlava	Czech Jr	36	3	4	7	--	--	--	--	--	--	--	--	--	--	--	--	--	
	Czech 78	Euro Jr	5	0	1	1	10	--	--	--	--	--	--	--	--	--	--	--	--	
1996-97	Swift Current	WHL	63	8	31	39	80	--	--	--	--	--	--	--	--	--	--	--	--	
1997-98	Swift Current	WHL	71	14	55	69	122	--	--	--	--	--	--	--	--	--	--	--	--	
1998-99	Syracuse	AHL	49	3	22	25	72	--	--	--	--	--	--	--	--	--	--	--	--	
1999-00	PITTSBURGH	NHL	75	4	17	21	48	11	1	0	1	73	2	0	0	0	4			
2000-01	PITTSBURGH	NHL	30	1	4	5	26	3	0	0	0	17	--	--	--	--	--	--	--	
	Wilkes-Barre	AHL	29	8	8	16	32	4	2	1	2	57	21	3	*19	22	23			
2001-02	PITTSBURGH	NHL	79	9	20	29	47	-6	4	0	4	89	--	--	--	--	--	--	--	
2002-03	PITTSBURGH	NHL	53	4	6	10	40	-5	1	0	0	61	--	--	--	--	--	--	--	
NHL/PGH TOTALS			237	18	47	65	161	3	6	0	5	240	2	0	0	0	4			

\*= League Leader





# MARTIN STRAKA - 82



**POSITION:** Center  
**HT/WT:** 5-9/178  
**SHOOTS:** Left  
**BORN:** September 3, 1972  
**BIRTHPLACE:** Plzen, Czech Republic

## 2002-03

Recorded 46 points (18+28) and 12 penalty minutes in 60 games with the Penguins...Ranked second on the team in scoring, second in goals and third in assists...Ranked second with seven power-play goals and was tied for first with four game-winning goals...Recorded ten multiple-point games (eight games – two points, two games – three points)...Missed the first 11 games of the season with a back injury...Made his season debut Nov. 6 at Florida and recorded two assists...Scored his first goal of the season Nov. 9 at Carolina...Recorded a point in his first three games, Nov. 6-9 (1+3)...Recorded three points (2+1) Nov. 23 vs. San Jose...Scored a goal Nov. 27 vs. Philadelphia...Scored a goal Dec. 6 at New Jersey...Recorded three points (1+2) Dec. 7 vs. NY Islanders...Recorded two points (1+1) Dec. 23 vs. Buffalo...Recorded two assists Dec. 26 at NY Rangers...Scored two goals Dec. 28 vs. Montreal...Recorded a point in five straight games, Dec. 21-30 (4+4)...Scored his first career overtime goal Jan. 4 vs. NY Islanders...Recorded two assists Jan. 7 at NY Islanders...Scored the game-winning goal Jan. 15 at Carolina...Recorded two assists Feb. 4 vs. Vancouver...Recorded back to back two-point games, Feb. 23 vs. New Jersey (1+1) and Feb. 25 vs. Los Angeles (1+1)...Recorded his 500th career point with a goal Mar. 18 vs. Detroit...Scored a power-play goal Mar. 26 at NY Rangers...Recorded 27 points (13+14) in 30 home games...In 30 road games, recorded 19 points (5+14)...Recorded 16 points (7+9) in 17 games against Atlantic Division teams.

## CAREER

**2001-02:** Recorded nine points (5+4) in 13 games...Had a five-game point streak from Oct. 10-20, recording eight points (5+3)...Played in the first 11 games of the season before suffering a broken leg Oct. 28 vs. Florida...Missed the next 47 games (Oct. 31 – Feb. 12)...Returned to the lineup Feb. 27 vs. Los Angeles, but left the game in the first period after suffering a fractured orbital/sinus bone...Missed the next four games (Feb. 28 – Mar. 5)...Returned to the lineup Mar. 7 vs. Carolina and re-injured his broken leg...Missed the final 18 games of the season...Recorded six points (2+4) in eight home games, three goals in five road games and three points (2+1) in one game vs. Atlantic Division opponents...**2000-01:** Set career highs with 68 assists and 95 points...Tied for fourth in the league in points, ranked third in assists, tied for third in power play assists (33), tied for fourth in even strength assists (34) and tied for seventh in power play points (40)...Tied for second on the Penguins in points, ranked fifth in goals, second in assists, first in power play assists, second in even strength assists, fourth in even strength goals (19), fifth in power play goals (7), fourth in game-winning goals (4), and third in shots (185)...Was one of two Penguins (Robert Lang) to play in all 82 games...Tied his career-high with four points (3+1) Jan. 8 at Washington...Was his fourth career hat trick...Also notched four points (1+3) Mar. 23 vs. the Rangers...Had an eight-game point streak from Oct. 7-27, collecting 10 points (4+6)...Also had a point in eight straight games from Mar. 2-16, recording 13 points (2+11)...Had a point in 58 of 82 games (70.7%)...Recorded 28 multi-point games (22 with two points, four with three points and two with four points)...Had three multi-goal games (one with three and two with two) and 18 multi-assist games (15 with two and three with three)...Tied for

# MARTIN STRAKA - 82



16th in the league with 13 playoff points (5+8), playing in all 18 games...Tied for third in the league with three power play goals and led the league with two overtime goals...Ranked second on the Penguins in points, tied for second in goals, third in assists, first in power play goals, tied for first in even strength assists (7), second in even strength points (9), second in game-winning goals and first in shots (47)...Scored the series clinching goal in overtime of Game Six of the Eastern Conference Quarterfinals Apr. 23 vs. Washington...Also scored in overtime of Game Six of the Eastern Conference Semifinals May 8 vs. Buffalo...**1999-00:** Ranked fourth on the team in goals (20), assists (39) and points (59)...Finished second on the team and 17th in the league with a plus-24 rating, which equaled his career-high set in 1993-94...Matched his career-high with three assists on Dec. 15 at Carolina and Jan. 2 vs. Detroit...Had a season-high four points (1+3) Jan. 2 vs. Detroit, which also tied his career-high...Played in his 500th game Feb. 22 at the Rangers...Picked up his 200th assist Dec. 15 at Carolina...Recorded his 300th point with an assist Nov. 6 vs. Tampa Bay...Had 15 multi-point games to rank third on the team...Posted four consecutive two-point games from Feb. 1-11...Missed 11 games due to injury: three with a bruised knee (Oct. 23, Oct. 28-30), seven with bruised ribs (Dec. 18-30) and one with a bruised shin (Apr. 7)...Tied for second on the Penguins with 12 points (3+9) in 11 playoff games...Led the team in assists and ranked 10th in the league...Tied for 13th in the league in points...Tallied four points (1+3) in the Eastern Conference Quarterfinals vs. Washington...Led the team with eight points (2+6) in the Eastern Conference Semifinals vs. Philadelphia...Posted back-to-back three point games in Game Two at Philadelphia on Apr. 29 (0+3) and Game Three on May 2 (1+2)...**1998-99:** Tied for 11th in league scoring with 83 points...Tied for 17th in the league with 35 goals, tied for 15th with 48 assists, tied for fourth with four short-handed goals and tied for second with six short-handed points...Set career highs in goals...Ranked second on the team in goals, assists and points...Led the team in short-handed goals, tied for fifth with a plus-12 rating, tied for third with four game-winning goals, was third with 212 shots on goal...Had 24 multi-point games (15-two-point games, 7 - three-point games, 2- four-point games)...Recorded his third career hat trick Nov. 28 at Montreal...Had a point in 48 of his 80 games (60.0%)...Made his first appearance in the NHL All-Star Game, playing for the World Team Jan. 24 in Tampa Bay...Missed two games due to a shoulder injury...Led the team in the playoffs in goals (6), assists (9) and points (15), playing in all 13 games...Set career playoff highs in goals, assists and points...Notched his first playoff hat trick in Game Three vs. New Jersey Apr. 25...Led the team with 11 points (6+5) in the Eastern Conference Quarterfinals vs. New Jersey...**1997-98:** Ranked fifth on the team with 42 points in 75 games...Led the team with three short-handed goals and tied for seventh in the league with six short-handed points...Notched his second career hat trick Apr. 18 vs. Boston...Notched his 100th point as a Penguin on Oct. 11 vs. Carolina...Played in his 200th game with the Penguins Jan. 24 vs. Boston...Collected his 200th career point (a goal) Mar. 7 vs. Philadelphia...Recorded three points (1+2) in six games with the Czech Republic Olympic Team, winning a gold medal at the 1998 Winter Olympics at Nagano, Japan...Missed seven games due to a broken foot suffered Dec. 29 vs. the New York Islanders...Scored two goals in the playoffs vs. Montreal, appearing in all six games...**1996-97:** Recorded 29 points (7+22) in 55 games with Florida...Notched his 100th career assist Dec. 10 at Philadelphia...Played in one game for the Czech Republic in the 1996 World Cup of Hockey...Played in four of five playoff games for the Panthers and was scoreless...**1995-96:** Played in 77 total games with Ottawa, the New York Islanders and Florida...Had 25 points (9+16) in 43 games with Ottawa before being traded to the Islanders...Attempted the second penalty shot in Florida history April 3 at Ottawa, but failed to score against Damian Rhodes...Played in 13 of the Panthers 22 playoff games, recording four points (2+2)...Scored both of his goals in the Eastern Conference Finals vs. the Penguins...**1994-95:** Began the season with the Penguins, collecting 16 points (4+12) in 31 games before being traded to Ottawa Apr. 7...Had two points (1+1) in six games with Ottawa, missing the last eight games of the season with a sprained knee...**1993-94:** Recorded 64 points (30+34) in a career high 84 games with the Penguins...Led the team with a plus-24 rating, ranked fourth in goals and sixth in points...Notched his first NHL hat trick Mar. 8 vs. Boston...Had two seven-game scoring streaks...**1992-93:** In his rookie season, tallied 16 points (3+13) in 42 games...Scored two of his three goals vs. the New York Rangers, including his first NHL goal Feb. 10 vs. Mike Richter...Played two full seasons, **1990-91** and **1991-92**, with Skoda Plzen in the Czech Republic, recording 86 points (34+52) in 97 games...Spends his off-season in the Czech Republic.



# MARTIN STRAKA - 82

## SCORING VS. NHL

Team	GP	G	A	PTS	PIM
Anaheim	15	4	6	10	8
Atlanta	12	6	8	14	6
Boston	33	12	17	29	14
Buffalo	36	7	16	23	14
Calgary	14	5	10	15	4
Carolina	37	11	21	32	12
Chicago	15	2	5	7	6
Colorado	24	7	5	12	6
Columbus	3	0	4	4	0
Dallas	16	4	9	13	6
Detroit	15	5	13	18	8
Edmonton	15	2	6	8	0
Florida	30	10	13	23	10
Los Angeles	15	3	4	7	6
Minnesota	3	0	0	0	0
Montreal	36	9	12	21	10
Nashville	8	1	0	1	4
New Jersey	38	8	15	23	31
NY Islanders	39	7	25	32	12
NY Rangers	46	18	27	45	8
Ottawa	36	6	16	22	20
Philadelphia	39	14	16	30	16
Phoenix	17	1	5	6	0
Pittsburgh	8	2	0	2	6
St. Louis	13	4	8	12	2
San Jose	12	3	7	10	0
Tampa Bay	36	11	20	31	27
Toronto	20	6	7	13	2
Vancouver	12	5	8	13	2
Washington	33	9	19	28	12

## MILESTONES

600th Game: 4/2/01 @ NY Islanders  
 500th Game: 2/22/00 @ NY Rangers  
 500th Point: 3/18/03 vs. Detroit  
 400th Point: 1/17/01 @ Phoenix

## FIRSTS

First NHL Game: 11/7/92 @ Toronto  
 First NHL Assist/Point: 11/10/92 @ Minnesota  
 First NHL Goal: 2/10/93 @ NY Rangers  
 (Mike Richter)

## GAME HIGHS

Most Goals: 3 - Four Times, Last:  
 1/8/01 @ Washington  
 Most Assists: 3 - Eight Times, Last:  
 3/2/01 @ NY Rangers  
 Most Points: 4 - Seven Times, Last:  
 2/23/01 vs. NY Rangers (1+3)  
 Most PIM: 15 - Two Times, Last:  
 12/31/95 vs. Tampa Bay

## CAREER TRANSACTIONS

Drafted by Pittsburgh in the first round (19th overall) of 1992 Entry Draft...Traded to Ottawa for Norm Maciver and Troy Murray, Apr. 7, 1995...Traded to NY Islanders by Ottawa with Don Beaupre and Bryan Berard for Damian Rhodes and Wade Redden, Jan. 23, 1996...Claimed on waivers by Florida from NY Islanders, Mar. 15, 1996...Signed as a free agent by Pittsburgh, Aug. 7, 1997.

## CAREER STATISTICS

YEAR	TEAM	LEAGUE	Regular Season													Playoffs				
			GP	G	A	PTS	PIM	+/-	PP	SH	GW	S	GP	G	A	PTS	PIM			
1989-90	Skoda Plzen	Czech	1	0	3	3	--	--	--	--	--	--	--	--	--	--	--	--	--	
1990-91	Skoda Plzen	Czech	47	7	24	31	6	--	--	--	--	--	--	--	--	--	--	--	--	
1991-92	Skoda Plzen	Czech	50	27	28	55	20	--	--	--	--	--	--	--	--	--	--	--	--	
1992-93	PITTSBURGH	NHL	42	3	13	16	29	2	0	0	1	28	11	2	1	3	2			
	Cleveland	IHL	4	4	3	7	0	--	--	--	--	--	--	--	--	--	--	--	--	
1993-94	PITTSBURGH	NHL	84	30	34	64	24	24	2	0	6	130	6	1	0	1	2			
1994-95	Plzen	Czech	19	10	11	21	18	--	--	--	--	--	--	--	--	--	--	--	--	
	PITTSBURGH	NHL	31	4	12	16	16	E	0	0	0	36	--	--	--	--	--	--	--	
	Ottawa	NHL	6	1	1	2	0	-1	0	0	0	13	--	--	--	--	--	--	--	
1995-96	Ottawa	NHL	43	9	16	25	29	-14	5	0	1	63	--	--	--	--	--	--	--	
	NY Islanders	NHL	22	2	10	12	6	-6	0	0	0	18	--	--	--	--	--	--	--	
	Florida	NHL	12	2	4	6	6	1	1	0	0	17	13	2	2	4	2			
1996-97	Florida	NHL	55	7	22	29	12	0	2	0	1	94	4	0	0	0	0			
1997-98	PITTSBURGH	NHL	75	19	23	42	28	-1	4	3	4	117	6	2	0	2	2			
	Czech Rep.Olympics		6	1	2	3	0	--	--	--	--	--	--	--	--	--	--	--	--	
1998-99	PITTSBURGH	NHL	80	35	48	83	26	12	5	4	4	177	13	6	9	15	6			
1999-00	PITTSBURGH	NHL	71	20	39	59	26	24	3	1	2	146	11	3	9	12	10			
2000-01	PITTSBURGH	NHL	82	27	68	95	38	19	7	1	4	185	18	5	8	13	8			
2001-02	PITTSBURGH	NHL	13	5	4	9	0	E	1	0	1	33	--	--	--	--	--	--	--	
2002-03	PITTSBURGH	NHL	60	18	28	46	12	-18	7	0	4	136	--	--	--	--	--	--	--	
	NHL TOTALS		676	182	322	504	252	42	37	9	28	1193	82	21	29	50	32			
	PITTSBURGH TOTALS		538	161	269	430	199	65	29	9	26	988	65	19	27	46	30			



PLAY THROUGH THE DAY...



... AND NIGHT!



# THE MOUNTAINEER<sup>®</sup>

RACE TRACK & GAMING RESORT

WWW.MTRGAMING.COM

For more information,  
call 1-800-80-40-HOT

We'll Leave the Slots on for Ya!

**West Virginia**  
Wild and Wonderful

**WEST VIRGINIA**  
LOTTERY





# DICK TARNSTROM - 32



**POSITION:** Defenseman  
**HT/WT:** 6-2/205  
**SHOOTS:** Left  
**BORN:** January 20, 1975  
**BIRTHPLACE:** Sundbyberg, Sweden

## 2002-03

Led all Penguins' defensemen in goals, assists and points...Played in 61 games with the Penguins, recording 41 points (7+34) and 50 penalty minutes...Ranked third on the team in scoring and second in assists...Ranked third on the team with 25 power-play points and ranked second with 22 power-play assists...Made his Penguins' debut Oct. 12 vs. NY Rangers and recorded three points (1+2) and was plus-4...Recorded an assist in three straight games, Oct. 16-22...Recorded two points (1+1) Oct. 30 at Ottawa...Scored a goal Nov. 6 at Florida...Had a five-game point streak, Oct. 26-Nov. 6 (2+4)...Recorded a career-high four points (1+3) Nov. 18 at Montreal...Recorded three assists Nov. 27 vs. Philadelphia...Recorded a career-high seven-game point streak, Nov. 16-29 (1+11)...Missed 15 games, Nov. 30-Dec. 30, after suffering a broken foot Nov. 29 at Buffalo...Recorded two points (1+1) Jan. 3 at Atlanta...Recorded two assists Feb. 18 vs. Edmonton...Recorded two assists and was plus-3 Feb. 25 vs. Los Angeles...Scored a goal Mar. 9 at Ottawa...Scored a power-play goal Mar. 16 vs. Florida...Recorded 21 points (2+19) in 31 home games...Recorded 20 points (5+15) in 30 road games...In 13 games against Atlantic Division teams, recorded ten points (1+9).

## CAREER

**2001-02:** Played in 62 games with the Islanders, recording 19 points (3+16) and 38 penalty minutes in his first NHL season...Tied for fourth among Islanders' defensemen in goals, ranked fourth in assists and points...Made his NHL debut Oct. 30 vs. Florida...Notched an assist for his first career point Nov. 27 vs. Washington...Scored first NHL goal Jan. 17 at San Jose...Had a five-game point streak from Jan. 17-26, recording seven points (2+5)...Had three multi-point games - Jan. 22 vs. the Rangers (1+1); Jan. 24 vs. Pittsburgh (0+2) and Feb. 4 at Florida (1+1)...Was a season-high plus-4 Jan. 26 vs. Tampa Bay...Had a season-high four shots Feb. 4 at Florida...Missed seven games from Mar. 28 - Apr. 8 with a wrist strain...Began the season in Bridgeport (AHL), recording two assists and two penalty minutes in nine games...**2000-01:** Spent the season with AIK in Sweden...Ranked fifth on the team and first among defensemen with 28 points (10+18) in 50 games...Tied for seventh on the team in goals and ranked fifth in assists...**1999-00:** Ranked seventh on AIK in scoring with 22 points...Ranked second among team defensemen in goals (7), assists (15) and points...**1998-99:** Recorded 23 points (9+14) in 47 games with AIK...Led club defensemen in goals, assists and points...**1997-98:** Tied for eighth on AIK with 14 points...Ranked second among team defensemen in assists (12) and points...**1996-97:** Collected eight points (5+3) in 49 games with AIK...His five goals tied for third among team defensemen...Notched one assist in seven playoff games...**1995-96:** Tallied five assists in 40 games with AIK...**1994-95:** Ranked second on AIK among defensemen with 12 points (8+4) in 37 games...His eight goals ranked sixth on the club...Recorded four points (2+2) in seven games for Sweden at the 1995 World Junior Championships, winning a bronze medal...**1993-94:** Scored five goals for Sweden in seven games at the World Junior Championship, winning a silver medal.

# DICK TARNSTROM - 32



## SCORING VS. NHL

Team	GP	G	A	PTS	PIM
Anaheim	--	--	--	--	--
Atlanta	7	1	4	5	10
Boston	6	0	2	2	4
Buffalo	6	0	3	3	2
Calgary	2	0	1	1	0
Carolina	4	0	3	3	0
Chicago	2	0	1	1	2
Colorado	4	0	0	0	2
Columbus	2	0	0	0	0
Dallas	2	0	0	0	2
Detroit	3	0	0	0	6
Edmonton	2	0	3	3	4
Florida	7	3	1	4	0
Los Angeles	2	0	3	3	0
Minnesota	3	0	0	0	0
Montreal	7	1	7	8	4
Nashville	3	0	0	0	2
New Jersey	5	0	1	1	4
NY Islanders	3	0	3	3	2
NY Rangers	9	2	4	6	6
Ottawa	8	2	2	4	2
Philadelphia	9	0	3	3	14
Phoenix	2	0	0	0	0
Pittsburgh	4	0	2	2	2
St. Louis	2	0	0	0	0
San Jose	2	1	1	2	0
Tampa Bay	6	0	3	3	10
Toronto	4	0	0	0	4
Vancouver	2	0	0	0	0
Washington	5	0	3	3	6

## MILESTONES

100th Game: 2/12/03 vs. Ottawa

## FIRSTS

First NHL Game: 10/30/01 vs. Florida  
 First NHL Assist/Point: 11/27/01 vs. Washington  
 First NHL Goal: 1/17/02 @ San Jose  
 (Evgeni Nabokov)

## GAME HIGHS

Most Goals: 1 - 10 Times, Last:  
 3/16/03 vs. Florida  
 Most Assists: 3 - 11/27/02 vs. Philadelphia  
 11/18/02 @ Montreal  
 Most Points: 4 - 11/18/02 @ Montreal (1+3)  
 Most PIM: 4 - Five Times, Last:  
 3/31/03 vs. Philadelphia

## CAREER TRANSACTIONS

Drafted by NY Islanders in the 11th round  
 (272nd overall) of the 1994 Entry Draft...  
 Claimed by the Penguins on waivers from  
 the New York Islanders, August 6, 2002

## CAREER STATISTICS

YEAR	TEAM	LEAGUE	Regular Season											Playoffs					
			GP	G	A	PTS	PIM	+/-	PP	SH	GW	S	GP	G	A	PTS	PIM		
1992-93	AIK	Sweden	3	0	0	0	0	--	--	--	--	--	--	--	--	--	--	--	--
1993-94	AIK	Sweden	33	1	4	5	--	--	--	--	--	--	--	--	--	--	--	--	--
1994-95	AIK	Sweden	37	8	4	12	26	--	--	--	--	--	--	--	--	--	--	--	--
1995-96	AIK	Sweden	40	0	5	5	32	--	--	--	--	--	--	--	--	--	--	--	--
1996-97	AIK	Sweden	49	5	3	8	38	--	--	--	--	--	7	0	1	1	1	6	
1997-98	AIK	Sweden	45	2	12	14	30	--	--	--	--	--	--	--	--	--	--	--	--
1998-99	AIK	Sweden	47	9	14	23	36	--	--	--	--	--	--	--	--	--	--	--	--
1999-00	AIK	Sweden	42	7	15	22	20	--	--	--	--	--	--	--	--	--	--	--	--
2000-01	AIK	Sweden	50	10	18	28	28	--	--	--	--	--	5	0	0	0	0	8	
2001-02	NY Islanders	NHL	62	3	16	19	38	-12	0	0	0	59	5	0	0	0	0	2	
	Bridgeport	AHL	9	0	2	2	2	--	--	--	--	--	--	--	--	--	--	--	--
2002-03	PITTSBURGH	NHL	61	7	34	41	50	-11	3	0	0	115	--	--	--	--	--	--	--
	NHL TOTALS		123	10	50	60	88	-23	3	0	0	174	5	0	0	0	0	2	
	PGH TOTALS		61	7	34	41	50	-11	3	0	0	115	--	--	--	--	--	--	--



# RAMZI ABID - 19



**POSITION:** Left Wing  
**HT/WT:** 6-2/210  
**SHOOTS:** Left  
**BORN:** March 24, 1980  
**BIRTHPLACE:** Montreal, Quebec

## CAREER

**2002-03:** Played in three games with the Penguins after being acquired from Phoenix Mar. 11, went scoreless with two penalty minutes...Made his Penguins' debut Mar. 12 vs. Nashville...Had knee surgery Mar. 20 and missed the final nine games of the season...Played in 30 games with Phoenix, recording 18 points (10+8) and 30 penalty minutes...Tied for tenth among NHL rookies with 10 goals, tied for fifth among NHL rookies with four power-play goals and was tied for fourth among NHL rookies with three game-winning goals...Made his NHL debut Nov. 12 vs. Carolina, going scoreless...Scored his first two NHL goals Dec. 17 vs. Pittsburgh, also recorded an assist...Scored a goal Jan. 3 at Detroit...Recorded his first multi-assist game, Jan. 20 vs. San Jose...Recorded three points (2+1) Jan. 23 at Calgary...Recorded a three-game point streak, Jan. 20-24 (3+3)...Scored two goals Jan. 28 vs. Calgary...**2001-02:** Played in 66 games with Springfield (AHL), recording 43 points (18+25) and 214 penalty minutes...Finished fourth on the team in scoring, tied for fourth in goals, ranked fourth in assists, tied for fourth with seven power-play goals, ranked third in penalty minutes and tied for first with six game-winning goals...**2000-01:** Played in 17 games with Springfield, recording 10 points (6+4) and 38 penalty minutes...Missed 63 games due to a hand injury...**1999-00:** Ranked second in the QMJHL in scoring with 158 points (67+91) in 72 games with Acadie-Bathurst and Halifax...Eclipsed the 200 penalty minute mark for the second time in QMJHL career (209)...Captained Halifax to the Memorial Cup Finals, finishing as the tournament's top scorer (Ed Chynoweth Trophy) with 23 points (10+13) in 10 games...Named to the CHL First All-Star Team and the QMJHL First All-Star Team...**1998-99:** Split the season with Chicoutimi and Acadie-Bathurst, recording 62 points (25+37) and 199 penalty minutes in 45 games...Led Acadie-Bathurst to the QMJHL championship, recording 34 points (14+20) in 23 playoff games...**1997-98:** Won Michel Briere Trophy as QMJHL MVP and Jean Beliveau Trophy as leading scorer...Led the QMJHL in scoring with 135 points (50+85) and 266 penalty minutes...Led the QMJHL in assists and points and was selected to play in the 1998 QMJHL All-Star Game...Played in the 1998 Top Prospects Game and was named to the QMJHL's First All-Star Team...Named to the CHL Second All-Star Team.

## FIRSTS

First NHL Game: 11/12/02 @ Carolina  
 First NHL Goal/Point: 12/17/02 vs. Pittsburgh (Johan Hedberg)  
 First NHL Assist: 12/17/02 vs. Pittsburgh

## CAREER TRANSACTIONS

Drafted by Colorado in the first round (28th overall) of the 1998 Entry Draft... Re-entered draft...Drafted by Phoenix in the third round (85th overall) of the 2000 Entry Draft... Acquired by Pittsburgh from Phoenix with Guillaume Lefebvre and Dan Focht for Jan Hrdina and Francois Leroux, March 11, 2003

## CAREER STATISTICS

YEAR	TEAM	LEAGUE	Regular Season											Playoffs				
			GP	G	A	PTS	PIM	+/-	PP	SH	GW	S	GP	G	A	PTS	PIM	
1995-96	Richelleu	QAAA	42	10	14	24	18	--	--	--	--	--	4	1	2	3	0	
1996-97	Chicoutimi	QMJHL	65	13	24	37	141	--	--	--	--	--	21	2	12	14	28	
1997-98	Chicoutimi	QMJHL	68	50	85	135	266	--	--	--	--	--	6	3	4	7	10	
1998-99	Chicoutimi	QMJHL	21	11	15	26	97	--	--	--	--	--	--	--	--	--	--	
	Acadie-Bathurst	QMJHL	24	14	22	36	102	--	--	--	--	--	23	14	20	34	84	
1999-00	Acadie-Bathurst	QMJHL	13	10	11	21	61	--	--	--	--	--	--	--	--	--	--	
	Halifax	QMJHL	59	57	80	137	148	--	--	--	--	--	10	10	13	23	18	
2000-01	Springfield	AHL	17	6	4	10	38	--	--	--	--	--	--	--	--	--	--	
2001-02	Springfield	AHL	66	18	25	43	214	--	--	--	--	--	--	--	--	--	--	
2002-03	Springfield	AHL	27	15	10	25	50	--	--	--	--	--	--	--	--	--	--	
	Phoenix	NHL	30	10	8	18	30	1	4	0	3	52	--	--	--	--	--	
	PITTSBURGH	NHL	3	0	0	0	2	-5	0	0	0	7	--	--	--	--	--	
	NHL TOTALS		33	10	8	18	32	-4	4	0	3	59	--	--	--	--	--	
	PGH TOTALS		3	0	0	0	2	-5	0	0	0	7	--	--	--	--	--	

# COLBY ARMSTRONG



**POSITION:** Right Wing  
**HT/WT:** 6-2/187  
**SHOOTS:** Right  
**BORN:** November 23, 1982  
**BIRTHPLACE:** Lloydminster, Saskatchewan

## CAREER

**2002-03:** Played in 73 games with Wilkes-Barre/Scranton (AHL), during his first pro season...Recorded 18 points (7+11) and 76 penalty minutes...Recorded three multiple-point games and recorded a point in 15 of 73 games...Scored two power-play goals Oct. 10 vs. Saint John in his pro debut...Recorded two points (1+1) Nov. 16 at Norfolk...Recorded two points (1+1) Feb. 8 vs. San Antonio...Appeared in three playoff games going scoreless... **2001-02:** Ranked third on Red Deer in scoring with 68 points (27+41)...Tied for first with eight game-winning goals, tied for second with two short-handed goals, tied for third in goals, ranked third in assists, ranked third with nine power-play goals and ranked sixth with 115 penalty minutes...Served as the team's captain...Tied for fourth on the team in playoff scoring with 16 points (6+10)...Led the team with 32 penalty minutes...Scored two game-winning goals, helping Red Deer to the Memorial Cup championship... **2000-01:** Ranked fourth on Red Deer in scoring with 78 points (36+42) in 72 games...Ranked sixth on the team with 156 penalty minutes...Tied for first on the team with four short-handed goals and ranked fifth with ten power-play goals...Ranked third on the team in goals and was third with eight game-winning goals...Recorded two points (1+1) in the 2001 CHL Top Prospects game... **1999-00:** Ranked fourth on Red Deer in scoring with 38 points (13+25) in 68 games...Ranked sixth on the team with 122 penalty minutes...Led the team with a plus-30 rating

## CAREER TRANSACTIONS

Drafted by the Penguins in the first round (21st overall) of the 2001 Entry Draft

## CAREER STATISTICS

YEAR	TEAM	LEAGUE	Regular Season											Playoffs				
			GP	G	A	PTS	PIM	+/-	PP	SH	GW	S	GP	G	A	PTS	PIM	
1998-99	Red Deer	WHL	1	0	1	1	0	--	--	--	--	--	--	--	--	--	--	--
1999-00	Red Deer	WHL	68	13	25	38	122	--	--	--	--	--	2	0	1	1	11	
2000-01	Red Deer	WHL	72	36	42	78	156	--	--	--	--	--	21	6	6	12	39	
2001-02	Red Deer	WHL	64	27	41	68	115	--	--	--	--	--	23	6	10	16	32	
2002-03	Wilkes-Barre	AHL	73	7	11	18	76	-13	3	0	1	111	3	0	0	0	4	



# KRIS BEECH - 16



**POSITION:** Center  
**HT/WT:** 6-2/209  
**SHOOTS:** Left  
**BORN:** February 5, 1981  
**BIRTHPLACE:** Salmon Arm, British Columbia

## CAREER

**2002-03:** Appeared in 12 games with Pittsburgh, recording one assist and six penalty minutes...Missed 15 games, Dec. 15-Jan. 13, after having an appendectomy on Dec. 15...Appeared in 50 games with Wilkes-Barre/Scranton (AHL), recording 43 points (19+24) and 76 penalty minutes...Tied for second on the team with ten power-play goals and ranked fourth on the team in scoring...Tied for fourth on the team in goals and ranked seventh in assists...Began the season in Wilkes-Barre/Scranton by recording a point in five straight games, Oct. 10-19 (4+2)...Recorded three points (1+2) Nov. 29 at St. John's...Recorded three points (2+1) Feb. 7 vs. San Antonio...Recorded a five-game goal scoring streak, Feb. 7-15 (7 goals). **2001-02:** Finished his rookie campaign with 25 points (10+15) in 79 games...Tied for 10th among league rookies in goals, ranked 11th in assists, 12th in points...Ranked ninth on the Penguins in points, seventh in goals, ninth in assists and fourth in shots...Recorded his first career point with an assist Oct. 18 at Ottawa...Scored his first career goal Nov. 24 vs. Buffalo...Had five multi-point games, all with two points - Oct. 23 at Atlanta (0+2); Nov. 3 vs. Tampa Bay (0+2); Nov. 13 at New Jersey (0+2); Dec. 14 vs. Minnesota (0+2) and Mar. 9 vs. the Rangers (1+1)...Had a point in three straight games Dec. 19-22, collecting three points (2+1)...**2000-01:** Began the season with Washington, going scoreless in four games before being returned to his junior team in Calgary (WHL)...Made his NHL debut Oct. 6 vs. Los Angeles, going scoreless with two penalty minutes...Ranked fourth on Calgary in points (66), fifth in goals (22) and third in assists (44)...Added 10 points (2+8) in 10 playoff games...Led the team in assists in the playoffs and ranked second in penalty minutes (26)...**1999-00:** Ranked third on Calgary with 86 points (32+54) in 66 games...Ranked fourth in goals and third in assists...Collected eight points (3+5) and 16 penalty minutes in five playoff games...**1998-99:** Ranked third on Calgary in goals (26), tied for fourth in assists (41) and fourth in points (67)...Collected five points (1+4) in six playoff games...Calgary won the WHL Championship and lost the Memorial Cup Championship game to Ottawa...**1997-98:** Played his first full season of junior hockey, recording 35 points (10+25) in 58 games...Added nine points (4+5) in 12 playoff games, tied for fifth on the team in playoff scoring...**1996-97:** Played in eight games with Calgary, recording two points (1+1)...Also played in 49 games with Sicamous (KIJHL), collecting 70 points (34+36) and 80 penalty minutes.

## FIRSTS

First NHL Game: 10/6/00 vs. Los Angeles  
 First NHL Assist/Point: 10/18/01 @ Ottawa  
 First NHL Goal: 11/24/01 vs. Buffalo (Martin Biron)

## CAREER TRANSACTIONS

Drafted by Washington in the first round (seventh overall) of the 1999 Entry Draft...Traded to Pittsburgh with Ross Lupaschuk, Michal Sivek and future considerations from Washington for Jaromir Jagr and Frantisek Kucera, July 11, 2001

## CAREER STATISTICS

YEAR	TEAM	LEAGUE	Regular Season													Playoffs				
			GP	G	A	PTS	PIM	+/-	PP	SH	GW	S	GP	G	A	PTS	PIM			
1996-97	Sicamous	KIJHL	49	34	36	70	80	--	--	--	--	--	--	--	--	--	--	--		
	Calgary	WHL	8	1	1	2	0	--	--	--	--	--	--	--	--	--	--	--		
1997-98	Calgary	WHL	58	10	25	35	24	--	--	--	--	--	12	4	5	9	32			
1998-99	Calgary	WHL	68	26	41	67	103	--	--	--	--	--	6	1	4	5	8			
1999-00	Calgary	WHL	68	32	54	86	99	--	--	--	--	--	5	3	5	8	16			
2000-01	Washington	NHL	4	0	0	0	2	-2	0	0	0	0	--	--	--	--	--			
	Calgary	WHL	40	22	44	66	103	--	--	--	--	--	10	2	8	10	26			
2001-02	PITTSBURGH	NHL	79	10	15	25	45	-25	2	0	0	126	--	--	--	--	--			
2002-03	PITTSBURGH	NHL	12	0	1	1	6	-3	0	0	0	6	--	--	--	--	--			
	Wilkes-Barre	AHL	50	19	24	43	76	-4	10	1	4	140	5	1	1	2	0			
NHL TOTALS			95	10	16	26	53	-30	2	0	0	132	--	--	--	--	--			
PGH TOTALS			91	10	16	26	51	-28	2	0	0	126	--	--	--	--	--			

# SEBASTIEN CARON - 31



**POSITION:** Goaltender  
**HT/WT:** 6-1/170  
**CATCHES:** Left  
**BORN:** June 25, 1980  
**BIRTHPLACE:** Amqui, Quebec

## CAREER

Appeared in 24 games with Pittsburgh...Posted a record of 7-14-2 and a 2.64gaa with two shutouts...Named to the NHL All-Rookie Team, becoming the sixth player in club history to be selected to the team...Recalled from Wilkes-Barre/Scranton (AHL) on Jan. 7...Made his NHL debut in relief, Jan. 11 vs. NY Rangers, stopping all 18 shots and was named the game's # 3 star...Made his first NHL start Jan. 13 at Boston, stopping 31 of 32 shots in a 2-1 win and was named the game's # 1 star...Recorded his first career shutout Jan. 15 at Carolina, making 26 saves in the 2-0 win, his second career start...Became the first Penguins' rookie goaltender to record a shutout since Feb. 14, 2000 (J.S. Aubin)...Made 29 saves in a 3-2 win Jan. 17 at Tampa Bay...Made 34 saves, earning his second shutout in a 0-0 tie Jan. 21 at Buffalo...Recorded two shutouts in his first five NHL starts, becoming the fourth goaltender in Penguins' history to accomplish the feat (Herron, Lalime, Aubin)...Made six straight starts, Jan. 13-23...Made a career-high 41 saves in a 6-0 loss Feb. 6 vs. Florida...Stopped 39 of 40 shots in a 4-1 win Feb. 15 at New Jersey...Made 24 saves in a 2-1 ot win Feb. 22 vs. St. Louis...Made 33 saves in a 1-1 tie Mar. 23 at Chicago...Made 33 saves in a 3-1 win Mar. 26 at NY Rangers...Made 33 saves Mar. 29 in a 3-0 loss at Philadelphia...Was 2-1-1 in last four starts of the season with a 1.72gaa and a .947sv%...Started in 23 of the Penguins final 38 contests...Was named a star in 10 of 24 games (# 1 - four times, # 2 - four times, # 3 - two times)...Appeared in 27 games with Wilkes-Barre/Scranton, starting the season there...Posted a 12-14-1 record with a 3.11gaa with one shutout...**2001-02:** Led Wilkes-Barre/Scranton in games (46), wins (14), shutouts (1) and goals against average (3.12)...Went 14-22-8 in 46 games...**2000-01:** Led the team and tied for second in the AHL with four shutouts...Unbeaten in eight straight starts, Oct. 22-Nov. 26 (7-0-1)...Named AHL Goaltender of the Month for the month of December...Played in 30 games and was 12-14-3 with a 3.54gaa and four shutouts...**1999-00:** Led the QMJHL with 38 wins for Rimouski and set a team record for regular season wins...Went 38-11-3 with a 3.53gaa in 54 games...Led Rimouski to the Memorial Cup championship with a 12-2 record in the post-season...Named to the Memorial Cup All-Star team...**1998-99:** Led Rimouski with a 3.25gaa...Was 13-10-3 in 30 games.

## FIRSTS

First NHL Game: 1/11/03 vs. NY Rangers  
 First NHL Win: 1/13/03 @ Boston  
 First NHL Shutout: 1/15/03 @ Carolina

## CAREER TRANSACTIONS

Drafted by Pittsburgh in the fourth round (86th overall) of the 1999 Entry Draft.

## CAREER STATISTICS

YEAR	TEAM	LEAGUE	Regular Season							Playoffs						
			GP	W	L	T	MIN	GA	SO	GAA	GP	W-L	MIN	GA	SO	GAA
1997-98	Pentagon	QAHA	17	--	--	--	762	48	1	2.84	--	--	--	--	--	--
1998-99	Rimouski	QMJHL	30	13	10	3	1570	85	0	3.25	2	1-0	68	0	0	0.00
1999-00	Rimouski	QMJHL	54	*38	11	3	3040	179	1	3.53	14	*12-2	828	50	0	3.62
2000-01	Wilkes-Barre	AHL	30	12	14	3	1746	103	4	3.54	--	--	--	--	--	--
2001-02	Wilkes-Barre	AHL	46	14	22	8	2671	139	1	3.12	--	--	--	--	--	--
2002-03	Wilkes-Barre	AHL	27	12	14	1	1560	81	1	3.11	--	--	--	--	--	--
	<b>PITTSBURGH</b>	<b>NHL</b>	<b>24</b>	<b>7</b>	<b>14</b>	<b>2</b>	<b>1408</b>	<b>62</b>	<b>2</b>	<b>2.64</b>	--	--	--	--	--	--
	<b>PGH/NHL TOTALS</b>		<b>24</b>	<b>7</b>	<b>14</b>	<b>2</b>	<b>1408</b>	<b>62</b>	<b>2</b>	<b>2.64</b>	--	--	--	--	--	--

\* = League Leader





# SHANE ENDICOTT - 41



**POSITION:** Center  
**HT/WT:** 6-4/214  
**SHOOTS:** Left  
**BORN:** December 21, 1981  
**BIRTHPLACE:** Saskatoon, Saskatchewan

## CAREER

**2002-03:** Recorded 39 points (13+26) and 68 penalty minutes in 74 games with Wilkes-Barre/Scranton (AHL)...Tied for fifth on the team in scoring...Recorded a point in 30 of 74 games...Recorded a natural hat-trick in the first period, Nov. 2 at Binghamton...Recorded two points (1+1) Nov. 16 at Norfolk...Scored two goals Dec. 13 at Philadelphia...Recorded two assists Dec. 14 at Syracuse...Recorded two points (1+1) Dec. 17 vs. Binghamton...Recorded two assists Dec. 21 vs. Philadelphia...Recorded two points (1+1) Dec. 31 vs. Hershey...Collected two assists Jan. 22 at Hershey...Had two assists and four penalty minutes in six playoff games...**2001-02:** Recalled from Wilkes-Barre/Scranton by the Penguins on Jan. 29 and played in his first NHL game that night in Philadelphia...Recorded his first NHL point, an assist...Reassigned to Wilkes-Barre/Scranton Jan. 30...Recalled by the Penguins on Mar. 9 and played in the next three games, going scoreless, before being reassigned Mar. 16...Tied for third on Wilkes-Barre/Scranton in scoring with 39 points (19+20) in 63 games...Ranked fourth on the team in goals, tied for fifth in assists and ranked second with eight power-play goals...His eight power-play goals were tied for fourth among AHL rookies...Had a season-high three points (1+2) Nov. 9 at St. John's...Missed ten games, Feb. 9-27 with a broken hand...Named to the Canadian All-Star team but missed the game with the broken hand...Recorded four three-game scoring streaks...**2000-01:** Led Seattle (WHL) with 79 points (36+43)...Led the team in goals and ranked second in assists...Played in all 72 games...Led the team with nine points (4+5) in nine playoff games...**1999-00:** Tied for fourth on Seattle with 23 goals...Tied for seventh in scoring with 55 points...Ranked sixth in assists (32)...**1998-99:** One of only two players to appear in all 72 games with Seattle...Ranked seventh on the team with 39 points (13+26)...Tied for seventh on the team in assists...**1997-98:** Scoreless in five regular season games and five playoff games with Seattle

## FIRSTS

First NHL Game: 1/29/02 @ Philadelphia  
 First NHL Point/Assist: 1/29/02 @ Philadelphia

## CAREER TRANSACTIONS

Drafted by the Penguins in the second round (52nd overall) of the 2000 Entry Draft

## CAREER STATISTICS

YEAR	TEAM	LEAGUE	Regular Season													Playoffs				
			GP	G	A	PTS	PIM	+/-	PP	SH	GW	S	GP	G	A	PTS	PIM			
1997-98	Seattle	WHL	5	0	0	0	0	--	--	--	--	--	5	0	0	0	0			
1998-99	Seattle	WHL	72	13	26	39	27	--	--	--	--	--	11	0	1	1	0			
1999-00	Seattle	WHL	70	23	32	55	62	--	--	--	--	--	7	1	6	7	6			
2000-01	Seattle	WHL	72	36	46	79	86	--	--	--	--	--	9	4	5	9	12			
2001-02	Wilkes-Barre	AHL	63	19	20	39	46	-12	8	1	1	168	--	--	--	--	--			
	PITTSBURGH	NHL	4	0	1	1	4	-2	0	0	0	2	--	--	--	--	--			
2002-03	Wilkes-Barre	AHL	74	13	26	39	68	-7	3	0	0	130	--	--	--	--	--			
PGH/NHL TOTALS			4	0	1	1	4	-2	0	0	0	2	--	--	--	--	--			



# DAN FOCHT - 4



**POSITION:** Defenseman  
**HT/WT:** 6-6/234  
**SHOOTS:** Left  
**BORN:** December 31, 1977  
**BIRTHPLACE:** Regina, Saskatchewan

## CAREER

**2002-03:** Appeared in 12 games with the Penguins after being acquired from Phoenix on March 11...Made his Penguins' debut Mar. 12 vs. Nashville...Recorded his first NHL point, an assist, Mar. 20 at Philadelphia...Recorded an assist Mar. 26 at NY Rangers...Recorded an assist Mar. 31 vs. Philadelphia...Appeared in ten games with Phoenix, going scoreless with 10 penalty minutes...Played in 37 games with Springfield (AHL), recording nine points (2+7) and 80 penalty minutes...**2001-02:** Split the season between Phoenix and Springfield...Played in eight games with the Coyotes, going scoreless with 11 penalty minutes...Recalled from Springfield Dec. 14...Played in his first NHL game Dec. 15 vs. Dallas...Reassigned to Springfield on Dec. 29...Recalled by Phoenix on Mar. 24 and remained with the club through the end of the season...Was plus or even in six of eight games with Phoenix...Played in 56 games with Springfield, recording 10 points (2+8) and 134 penalty minutes...Led the team with a plus-14 rating and ranked fourth in penalty minutes...Made his NHL playoff debut in game one of the WCOF at San Jose on Apr. 17, recording an assist...**2000-01:** Spent the entire season with Springfield, collecting six assists and 156 penalty minutes in 69 games...Set personal career highs in games played and penalty minutes...**1999-00:** Played in 44 games with Springfield, recording 11 points (2+9) and 86 penalty minutes...Set personal career highs in goals, assists and points...Started the season with Jokerit (Finnish Elite League) before being reassigned to Springfield Oct. 15...**1998-99:** Played in 30 games with Springfield, recording two assists and 58 penalty minutes...**1997-98:** In first full professional season, played in 61 games with Springfield, recording seven points (2+5) and 125 penalty minutes...**1996-97:** Split the season between Tri-City and Regina during final season of junior hockey...Played in 50 combined games, recording nine points (2+7) and 151 penalty minutes.

## FIRSTS

First NHL Game: 12/15/01 vs. Dallas  
 First NHL Assist/Point: 3/20/03 @ Philadelphia

## CAREER TRANSACTIONS

Drafted by Phoenix in the first round (11th overall) of the 1996 Entry Draft...Traded to Pittsburgh from Phoenix with Ramzi Abid and Guillaume Lefebvre for Jan Hrdina and Francois Leroux, March 11, 2003.

## CAREER STATISTICS

YEAR	TEAM	LEAGUE	Regular Season													Playoffs			
			GP	G	A	PTS	PIM	+/-	PP	SH	GW	S	GP	G	A	PTS	PIM		
1994-95	Saskatoon	SMHL	33	6	12	18	98	--	--	--	--	--	--	--	--	--	--	--	--
1995-96	Tri-City	WHL	63	6	12	18	161	--	--	--	--	--	11	1	1	2	23	--	--
1996-97	Tri-City	WHL	28	0	5	5	93	--	--	--	--	--	--	--	--	--	--	--	--
	Regina	WHL	22	2	2	4	59	--	--	--	--	--	5	0	2	2	8	--	--
	Springfield	AHL	1	0	0	0	2	--	--	--	--	--	--	--	--	--	--	--	--
1997-98	Springfield	AHL	61	2	5	7	125	--	--	--	--	--	3	0	0	0	4	--	--
1998-99	Mississippi	ECHL	2	0	0	0	6	--	--	--	--	--	--	--	--	--	--	--	--
	Springfield	AHL	30	0	2	2	58	--	--	--	--	--	3	1	0	1	10	--	--
1999-00	Jokerit	Finland	2	0	0	0	0	--	--	--	--	--	--	--	--	--	--	--	--
	Mississippi	ECHL	4	0	1	1	0	--	--	--	--	--	--	--	--	--	--	--	--
	Springfield	AHL	44	2	9	11	86	--	--	--	--	--	5	0	1	1	2	--	--
2000-01	Springfield	AHL	69	0	6	6	156	--	--	--	--	--	--	--	--	--	--	--	--
2001-02	Phoenix	NHL	8	0	0	0	11	E	0	0	0	5	1	0	1	1	0	--	--
	Springfield	AHL	56	2	8	10	134	--	--	--	--	--	--	--	--	--	--	--	--
2002-03	Phoenix	NHL	10	0	0	0	10	-2	0	0	0	1	--	--	--	--	--	--	--
	Springfield	AHL	37	2	7	9	80	--	--	--	--	--	--	--	--	--	--	--	--
	PITTSBURGH	NHL	12	0	3	3	19	-7	0	0	0	11	--	--	--	--	--	--	--
NHL TOTALS			30	0	3	3	40	-9	0	0	0	17	1	0	1	1	0	--	--
PGH TOTALS			12	0	3	3	19	-7	0	0	0	11	--	--	--	--	--	--	--



# KONSTANTIN KOLTSOV - 48



**POSITION:** Right Wing  
**HT/WT:** 6-0/190  
**SHOOTS:** Left  
**BORN:** April 17, 1981  
**BIRTHPLACE:** Minsk, Belarus

## CAREER

**2002-03:** Recorded 30 points (9+21) and 39 penalty minutes in 65 games as a rookie with Wilkes-Barre/Scranton (AHL)...Recorded a point in 24 of 65 games, including six multiple-point games and four multiple-assist games...Recalled by the Penguins on Jan. 27...Made his NHL debut Jan. 28 at NY Islanders...Reassigned to Wilkes-Barre/Scranton Jan. 31...Recorded two points (1+1) Oct. 10 vs. St. John's...Recorded two assists Oct. 18 at Philadelphia...Scored a goal Nov. 6 at Philadelphia...Missed three games, Dec. 13-15, with a groin injury...Missed five games, Dec. 27-Jan. 4 with a groin injury...Recorded two points (1+1) Jan. 21 vs. Hershey...Recorded two assists Jan. 22 at Hershey...Recorded two assists Feb. 5 vs. Philadelphia...Recorded two assists Feb. 8 vs. San Antonio...Missed four games, Feb. 12-21, with a bruised left elbow...Recorded an assist Mar. 19 vs. Syracuse...Scored a goal Mar. 22 at Lowell...Scored goals in back to back games, Mar. 29-30...Tied for first on the team in scoring with six points (2+4) in six playoff games...Tied for first on the team in assists and plus/minus (+5)...Recorded four points (2+2) and a plus-4 rating in final three playoff games...**2001-02:** Recorded four points (2+2) in 33 games for AK Bars Kazan and Spartak Moscow...Posted eight points (7+1) in five games with Belarus at the World Championships...Played for Belarus at 2002 Winter Olympics...**2000-01:** Tenth on AK Bars with 15 points (7+8) while appearing in 24 of 42 games...Tied for ninth on the team in goals and tied for seventh in assists...**1999-00:** Tied for 14th on Metallurg Novokuznetsk in points (3+4)...Had four points (3+1) in five games with Belarus at the World Junior Championships...**1998-99:** Tied for third on Severstal Cherepovets with three goals...Had seven points (4+3) and a plus-7 rating and 30 penalty minutes in six games at the World Junior Championships with Belarus.

## FIRSTS

First NHL Game: 1/28/03 @ NY Islanders

## CAREER TRANSACTIONS

Drafted by Pittsburgh in the first round (23rd overall) of the 1998 Entry Draft

## CAREER STATISTICS

YEAR	TEAM	LEAGUE	Regular Season													Playoffs			
			GP	G	A	PTS	PIM	+/-	PP	SH	GW	S	GP	G	A	PTS	PIM		
1997-98	Minsk	Div. 1	52	15	18	33	60	--	--	--	--	--	--	--	--	--	--	--	--
1998-99	Cherepovets	Russia	33	3	0	3	8	--	--	--	--	--	--	--	--	--	--	--	--
1999-00	Novokuznetsk	Russia	30	3	4	7	12	--	--	--	--	--	11	1	1	2	6	--	--
2000-01	Ak Bars	Russia	24	7	8	15	10	--	--	--	--	--	2	0	0	0	4	--	--
2001-02	Belarus	Olympic	2	0	0	0	0	E	0	0	0	8	--	--	--	--	--	--	--
	Ak Bars	Russia	10	1	2	3	2	--	--	--	--	--	--	--	--	--	--	--	--
	Spartak	Russia	23	1	0	1	12	--	--	--	--	--	--	--	--	--	--	--	--
2002-03	Wilkes-Barre	AHL	65	9	21	30	41	-8	1	0	0	118	6	2	4	6	4	--	--
	PITTSBURGH	NHL	2	0	0	0	0	-2	0	0	0	4	--	--	--	--	--	--	--
PGH/NHL TOTALS			2	0	0	0	0	-2	0	0	0	4	--	--	--	--	--	--	--

# TOM KOSTOPOULOS - 36



**POSITION:** Right Wing  
**HT/WT:** 6-0/200  
**SHOOTS:** Right  
**BORN:** January 24, 1979  
**BIRTHPLACE:** Mississauga, Ontario

## CAREER

**2002-03:** Ranked second on Wilkes-Barre/Scranton (AHL) in scoring with 63 points (21+42) in 71 games...Led the team in assists and set a new single-season record...Ranked second on the team in goals, second with 131 penalty minutes, third with 190 shots, fourth with nine power-play goals and tied for fifth with three game-winning goals...Became the sixth team captain in club history on Mar. 14...Recorded a point in 37 of 71 games, including 18 multiple-point games...Recalled by the Penguins Jan. 9...Appeared in eight games with Pittsburgh, recording one assist...Made his season debut Jan. 9 vs. Toronto, recording an assist...Reassigned to Wilkes-Barre/Scranton Jan. 26...Recorded two points (1+1) Oct. 19 vs. Philadelphia...Recorded a season-high four assists Nov. 23 vs. Norfolk, his second assist was his 100th career assist...Had a four-game point streak, Nov. 20-27 (2+6)...Scored two goals Dec. 21 vs. Philadelphia...Recorded four points (1+3) and was plus-3 Jan. 4 vs. Albany...Recorded two assists Jan. 31 vs. Utah...Recorded his 200th career point as a Penguin, Jan. 31...Recorded three points (1+2) Feb. 1 vs. Houston...Recorded three assists Feb. 7 vs. San Antonio...Recorded first career hat-trick Feb. 26 vs. Binghamton...Collected three assists Mar. 30 at Syracuse...Recorded three points (1+2) and seven penalty minutes in six playoff games...**2001-02:** Made his NHL debut Dec. 29 vs. Ottawa, scoring his first NHL goal on his first shot (Patrick Lalime)...Picked up an assist in his next game, Jan. 3 at NY Islanders...Appeared in 11 games with the Penguins, recording three points (1+2) and nine penalty minutes...Recorded 53 points (27+26) and 112 penalty minutes in 70 games with Wilkes-Barre/Scranton...Led the team in scoring, goals, power-play goals (10) and was tied for first with three game-winning goals...Ranked second on the team in assists, second with two short-handed goals, third with 217 shots and eighth with 112 penalty minutes...Had a seven-game point streak, Oct. 28-Nov. 17 (8+4)...Played for Canada in the AHL All-Star Classic...Became Wilkes-Barre/Scranton's all-time leader in games played (226), goals (69), assists (94) and points (163)...**2000-01:** Played in all 80 games with Wilkes-Barre/Scranton and ranked third on the team with 52 points...Ranked sixth in goals (16), tied for third in assists (36) and tied for second with a plus-6 rating...Ranked sixth on the team in playoff scoring with 12 points (3+9)...**1999-00:** Ranked second on the team in goals (26), assists (32) and points (58) in his rookie season...Tallied four assists Mar. 3 vs. Hershey...**1998-99:** Ranked second on London (OHL) with 87 points...Led the team with 60 assists and ranked fourth with 27 goals...Led the Knights in playoff scoring with 35 points (19+16) in 25 games...**1997-98:** Ranked seventh on London with 50 points in 66 games...Ranked seventh with 24 goals, tenth with 26 assists and sixth with 108 penalty minutes...**1996-97:** Ranked tenth on London with 25 points (13+12) in 64 games.

## FIRSTS

First NHL Game: 12/29/01 vs. Ottawa  
 First NHL Goal/Point: 12/29/01 vs. Ottawa  
 (Patrick Lalime)

## CAREER TRANSACTIONS

Drafted by Pittsburgh in the seventh round (204th overall) of the 1999 NHL Entry Draft.

## CAREER STATISTICS

YEAR	TEAM	LEAGUE	Regular Season													Playoffs				
			GP	G	A	PTS	PIM	+/-	PP	SH	GW	S	GP	G	A	PTS	PIM			
1996-97	London	OHL	64	13	12	25		--	--	--	--	--	--	--	--	--	--	--	--	
1997-98	London	OHL	66	24	26	50	108	--	--	--	--	--	--	16	6	4	10	26		
1998-99	London	OHL	66	27	60	87	114	--	--	--	--	--	--	--	--	--	--	--		
1999-00	Wilkes-Barre	AHL	70	26	32	58	121	-15	6	2	2	177	--	--	--	--	--	--		
2000-01	Wilkes-Barre	AHL	80	16	36	52	120	6	5	1	0	214	21	3	9	12	6			
2001-02	Wilkes-Barre	AHL	70	27	26	53	112	-1	10	2	3	217	--	--	--	--	--	--		
	PITTSBURGH	NHL	11	1	2	3	9	-1	0	0	0	8	--	--	--	--	--	--		
2002-03	Wilkes-Barre	AHL	71	21	42	63	131	-4	9	0	3	190	--	--	--	--	--	--		
	PITTSBURGH	NHL	8	0	1	1	0	-4	0	0	0	6	--	--	--	--	--	--		
	NHL/PGH TOTALS		19	1	3	4	9	-5	0	0	0	14	--	--	--	--	--	--		



# MILAN KRAFT - 14



**POSITION:** Center  
**HT/WT:** 6-3/214  
**SHOOTS:** Right  
**BORN:** January 17, 1980  
**BIRTHPLACE:** Plzen, Czech Republic

## CAREER

**2002-03:** Made his Pittsburgh season debut Nov. 2 vs. Tampa Bay...Recorded his second career two-assist game Dec. 17 at Phoenix...Recorded his first career two-goal game Dec. 30 vs. Atlanta...Recorded a point in a career-high seven consecutive games, Dec. 17-30 (5+4)...Appeared in 40 games with Wilkes-Barre/Scranton (AHL), recording 37 points (13+24) and 28 penalty minutes and ranking ninth on the team in scoring...Recorded a point in 11 straight AHL games, Nov. 15-Mar. 2 (7+11) and in seven games from, Mar. 19-Apr. 2 (3+6)...Tied for first on the team with six points (2+4) in six playoff games...**2001-02:** Set career highs in games played (68), goals (8), assists (8) and points (16) with Pittsburgh...Recorded four two-point games...Scored game-winning goals Dec. 6 at Boston and Mar. 18 at Atlanta...Played in his 100th career game Mar. 24 vs. Washington...Played in eight games with Wilkes-Barre/Scranton (AHL) after being assigned on Dec. 28...Collected eight points (4+4), 10 penalty minutes and a plus-8 rating...**2000-01:** Notched his first assist Nov. 3 at Vancouver...Had a five-game point streak from Nov. 3-11 (3+3=6)...Had a goal in three straight games Nov. 8-11...Totaled two points (1+1) Nov. 10 at New Jersey including the GWG...Assigned to Wilkes-Barre/Scranton Jan. 14 where he played in 40 games, recording 44 points (21+23)...Had a seven game point streak from Mar. 25-Apr. 6, collecting nine points (5+4)...Was recalled from Wilkes-Barre/Scranton on May 4...Made his NHL playoff debut in Game Five of the Eastern Conference Semifinals at Buffalo May 5...Played in 14 playoff games with Wilkes-Barre/Scranton and ranked third on the team with 19 points and first with 12 goals...Ranked fifth in league playoff scoring and first among rookies...Had a six game point streak from Apr. 11-21, recording 10 points (7+3)...**1999-00:** Led Prince Albert (WHL) with 34 goals...Ranked second on the team with 69 points, despite playing in only 56 games...Named Outstanding Forward of the 2000 World Junior Championships after collecting 12 points (5+7) in seven games, leading the Czech Republic to the tournament championship...**1998-99:** Led Prince Albert with 86 points which tied for 14th in the WHL...Led the Raiders with 40 goals and ranked second with 46 assists...Tied for the team lead with 20 points (7+13) in 14 playoff games...His 13 playoff assists led the team...**1997-98:** Played 16 games with Plzen in the Czech League, recording five assists...Recorded 43 points (22+21) in 24 games with Plzen in the Czech Junior League...Was captain of the 1998 Czech Republic Under-18 team...**1996-97:** Played in nine games with Plzen, recording one assist...Collected 36 points (24+12) in 29 games with Plzen Junior.

## FIRSTS

First NHL Game: 10/8/00 @ Nashville  
 (Game Played in Japan)  
 First NHL Goal/Point: 10/14/00 vs. NY Rangers  
 (Kirk McLean)

## CAREER TRANSACTIONS

Drafted by Pittsburgh in the first round  
 (23rd overall) of the 1998 Entry Draft

## CAREER STATISTICS

YEAR	TEAM	LEAGUE	Regular Season													Playoffs				
			GP	G	A	PTS	PIM	+/-	PP	SH	GW	S	GP	G	A	PTS	PIM			
1996-97	Plzen	Czech Jr	29	24	12	36	--	--	--	--	--	--	--	--	--	--	--	--	--	
	Plzen	Czech	9	0	1	1	2	--	--	--	--	--	--	--	--	--	--	--	--	
1997-98	Plzen	Czech Jr	23	22	21	43	12	--	--	--	--	--	--	--	--	--	--	--	--	
	Plzen	Czech	16	0	5	5	0	--	--	--	--	--	--	--	--	--	--	--	--	
1998-99	Prince Albert	WHL	68	40	46	86	32	--	--	--	--	--	--	--	--	--	--	--	--	
1999-00	Prince Albert	WHL	56	34	35	69	42	--	--	--	--	--	6	4	1	5	4			
2000-01	PITTSBURGH	NHL	42	7	7	14	8	-6	1	1	1	63	8	0	0	0	2			
	Wilkes-Barre	AHL	40	21	23	44	27	E	6	1	1	147	14	12	7	19	6			
2001-02	Wilkes-Barre	AHL	8	4	4	8	10	8	0	0	1	29	--	--	--	--	--			
	PITTSBURGH	NHL	68	8	8	16	16	-9	1	0	2	103	--	--	--	--	--			
2002-03	PITTSBURGH	NHL	31	7	5	12	10	-8	0	0	1	50	--	--	--	--	--			
	Wilkes-Barre	AHL	40	13	24	37	28	-16	4	0	2	107	6	2	4	6	4			
NHL/PGH TOTALS			141	22	20	42	34	-23	2	1	4	216	8	0	0	0	2			

# GUILLAUME LEFEBVRE - 33



**POSITION:** Left Wing  
**HT/WT:** 6-1/200  
**SHOOTS:** Left  
**BORN:** May 7, 1981  
**BIRTHPLACE:** Amos, Quebec

## CAREER

**2002-03:** Appeared in 12 games with the Penguins after being acquired from Phoenix...Recorded six points (2+4)...Made his Penguins' debut Mar. 12 vs. Nashville...Recorded a point in each of his first three games as a Penguin, Mar. 12-16 (2+2), including his first NHL goal Mar. 12 vs. Nashville...Scored a goal Mar. 15 vs. Philadelphia...Recorded his first career multiple-point game, with two assists, Mar. 16 vs. Florida...Recorded an assist Mar. 23 vs. Chicago...Appeared in 14 games with the Flyers, going scoreless with four penalty minutes...Played in 47 games with the Philadelphia Phantoms (AHL), recording 13 points (7+6) and 113 penalty minutes...Appeared in one game with Wilkes-Barre/Scranton (AHL)...Scored a goal and was plus-2 Apr. 6 at Philadelphia...Was traded by Philadelphia with a third round choice in the 2003 Entry Draft and a second round choice in the 2004 Entry Draft to Phoenix in exchange for Tony Amonte, Mar. 10...**2001-02:** Was named the Philadelphia Phantoms rookie of the year...Tied for the team lead in plus/minus (plus-12)...Made his NHL debut Mar. 30 vs. Buffalo...Totaled a season-high three points (1+2) Jan. 18 at Hartford...Recorded his first career multiple-goal game, scoring two goals Nov. 9 vs. Houston...Scored his first professional goal Oct. 10 at Bridgeport...**2000-01:** Made his Phantoms debut in the 2001 Calder Cup Playoffs...Recorded one assist in nine playoff games...Registered 67 points (24+43) and a plus-30 in 61 games with Rouyn-Noranda (QMJHL)...**1999-00:** Totaled 73 points (33+40) in 71 games for Cape Breton and Rouyn-Noranda.

## FIRSTS

First NHL Game: 3/30/02 vs. Buffalo  
 First NHL Goal/Point: 3/12/03 vs. Nashville  
 (Tomas Vokoun)  
 First NHL Assist: 3/16/03 vs. Florida

## CAREER TRANSACTIONS

Drafted by Philadelphia in the seventh round (227th overall) of the 2000 Entry Draft... Traded to Phoenix from Philadelphia with a third round choice in the 2003 Entry Draft and a second round choice in the 2004 Entry Draft for Tony Amonte, Mar. 10, 2003... Traded to Pittsburgh from Phoenix with Ramzi Abid and Dan Focht for Jan Hrdina and Francois Leroux, March 11, 2003.

## CAREER STATISTICS

YEAR	TEAM	LEAGUE	Regular Season											Playoffs					
			GP	G	A	PTS	PIM	+/-	PP	SH	GW	S	GP	G	A	PTS	PIM		
1998-99	Shawigan	QMJHL	40	3	1	4	49	--	--	--	--	--	--	--	--	--	--	--	--
	Cape Breton	QMJHL	24	2	7	9	13	--	--	--	--	--	5	0	1	1	0	--	--
1999-00	Cape Breton	QMJHL	44	26	28	54	82	--	--	--	--	--	--	--	--	--	--	--	--
	Quebec	QMJHL	2	3	1	4	0	--	--	--	--	--	--	--	--	--	--	--	--
	Rouyn-Noranda	QMJHL	25	4	11	15	39	--	--	--	--	--	11	4	0	4	25	--	--
2000-01	Rouyn-Noranda	QMJHL	61	24	43	67	160	--	--	--	--	--	9	3	1	4	22	--	--
	Philadelphia	AHL	--	--	--	--	--	--	--	--	--	--	9	0	1	1	2	--	--
2001-02	Philadelphia	AHL	3	0	0	0	0	-1	0	0	0	3	--	--	--	--	--	--	--
	Philadelphia	AHL	78	19	15	34	111	--	--	--	--	--	5	0	0	0	4	--	--
2002-03	Philadelphia	AHL	47	7	6	13	113	--	--	--	--	--	--	--	--	--	--	--	--
	Philadelphia	NHL	14	0	0	0	4	1	0	0	0	5	--	--	--	--	--	--	--
	PITTSBURGH	NHL	12	2	4	6	0	1	0	0	0	14	--	--	--	--	--	--	--
	Wilkes-Barre	AHL	1	1	0	1	2	0	0	0	0	1	5	0	0	0	6	--	--
	NHL TOTALS		29	2	4	6	4	1	0	0	0	22	--	--	--	--	--	--	--
	PGH TOTALS		12	2	4	6	0	1	0	0	0	14	--	--	--	--	--	--	--



# ROSS LUPASCHUK - 34



**POSITION:** Defenseman  
**HT/WT:** 6-1/218  
**SHOOTS:** Right  
**BORN:** January 19, 1981  
**BIRTHPLACE:** Edmonton, Alberta

## CAREER

**2002-03:** Recorded 36 points (18+18) and 101 penalty minutes with Wilkes-Barre/Scranton (AHL)...Led all team defensemen in goals, assists and points...Ranked fifth on the team with eight power-play goals and was tied for third with three game-winning goals...Ranked sixth on the team in goals and ranked tenth in scoring...Ranked fifth on the team in shots (180), fifth in penalty minutes and was tied for sixth with a plus-1 rating...Ranked second among AHL defensemen in goals, tied for second in power-play goals and was tied for 18th among AHL defensemen in scoring...Recorded a point in 30 of 74 games and was plus or even in 48 of 74 games...Played for Team Canada at the 2003 AHL All-Star game and scored a goal...Recalled by the Penguins on Dec. 9...Made his NHL debut Dec. 10 at Toronto...Played in three games with Pittsburgh, going scoreless with four penalty minutes...Reassigned to Wilkes-Barre/Scranton Dec. 19...Scored a short-handed goal and a power-play goal Oct. 14 vs. St. John's...Recorded two assists Nov. 16 at Norfolk...Recorded a season-high three points (2+1) Dec. 6 at Houston...Recorded two assists Dec. 26 vs. Philadelphia...Recorded two assists Jan. 29 vs. Syracuse...Was a season-high plus-4 Mar. 15 at Hershey...Collected two assists and 20 penalty minutes in four playoff games...Missed two playoff games with a knee injury...**2001-02:** Ranked second among Wilkes-Barre/Scranton defensemen and seventh on the team in scoring with 29 points (9+20) in 72 games...Tied for eighth on the team in goals and tied for fifth in assists...Scored the first goal of his pro career Oct. 4 vs. St. John's...Recorded three points (2+1) Nov. 9 at St. John's...Recorded a season-high four points (1+3), including the game-winning goal, Dec. 8 vs. Albany...Had nine points (2+7) during a season-high five game point streak, Nov. 27-Dec. 12...**2000-01:** Tied for fifth on Red Deer (WHL) with 65 points (28+37) and ranked fourth in goals...Scored 15 power-play goals, tying for second on the team... Ranked fifth among WHL defensemen in scoring during the regular season...Ranked fifth on the team in playoff scoring with 15 points (5+10) in 22 games...Led the team in penalty minutes during the playoffs...Won the Memorial Cup with Red Deer and was named to the Memorial Cup All-Star team...Earned WHL East Second Team honors...**1999-00:** Combined for 56 points (21+35) with Prince Albert and Red Deer...Finished the season third on Red Deer in points, fourth in goals and second in assists...**1998-99:** Second among Prince Albert defenders in goals (8), assists (20) and points (28)...Ranked tenth on the team in scoring...**1997-98:** Tied for 11th on Prince Albert in scoring with 18 points (6+12) in 67 games...Ranked second on the team in penalty minutes.

## FIRSTS

First NHL Game: 12/10/02 @ Toronto

## CAREER TRANSACTIONS

Drafted by Phoenix in the second round (34th overall) of the 1999 Entry Draft...Traded from Washington to Pittsburgh with Kris Beech and Michal Sivek in exchange for Jaromir Jagr and Frantisek Kucera, July 11, 2001

## CAREER STATISTICS

YEAR	TEAM	LEAGUE	Regular Season													Playoffs				
			GP	G	A	PTS	PIM	+/-	PP	SH	GW	S	GP	G	A	PTS	PIM			
1996-97	Edmonton	AAHA	65	6	22	27	87	--	--	--	--	--	--	--	--	--	--	--		
1997-98	Prince Albert	WHL	67	6	12	18	170	--	--	--	--	--	--	--	--	--	--	--		
1998-99	Prince Albert	WHL	67	8	20	28	127	--	--	--	--	--	14	4	9	13	16			
1999-00	Prince Albert	WHL	22	8	8	16	42	--	--	--	--	--	4	0	1	1	10			
	Red Deer	WHL	46	13	27	40	116	--	--	--	--	--	4	0	1	1	10			
2000-01	Red Deer	WHL	65	28	37	65	132	--	--	--	--	--	22	5	10	15	54			
2001-02	Wilkes-Barre	AHL	72	9	20	29	91	-10	3	0	1	149	--	--	--	--	--			
2002-03	Wilkes-Barre	AHL	74	18	18	36	101	1	8	1	3	180	4	0	2	2	20			
	PITTSBURGH	NHL	3	0	0	0	4	-3	0	0	0	3	--	--	--	--	--			
	PGH/NHL TOTALS		3	0	0	0	4	-3	0	0	0	3	--	--	--	--	--			

# ERIC MELOCHE - 72



**POSITION:** Right Wing  
**HT/WT:** 5-10/197  
**SHOOTS:** Right  
**BORN:** May 1, 1976  
**BIRTHPLACE:** Montreal, Quebec

## CAREER

**2002-03:** Appeared in 13 games with Pittsburgh, recording six points (5+1) and four penalty minutes...Scored his first NHL goal in his first game of the season, Mar. 9 at Ottawa...Scored goals in back to back games, Mar. 23 at Chicago and Mar. 26 at NY Rangers...Recorded the first two-goal game of his career Apr. 2 vs. Carolina, including the game-winner with 11 seconds remaining in the third period of the Penguins' 3-2 win...Played in 59 games with Wilkes-Barre/Scranton, recording 29 points (12+17) and 95 penalty minutes...Recorded a point in 32 of 59 games...Recorded a season-high three points (1+2) Jan. 22 at Hershey...Scored two goals Feb. 23 at San Antonio...**2001-02:** Began the season in Wilkes-Barre/Scranton (AHL)...Recalled by Pittsburgh on Jan. 14...Made his NHL debut Jan. 15 at Vancouver and was scoreless and a season-high plus-1...Played in 23 straight games after his recall...Picked up an assist for his first career NHL point Jan. 24 at the Islanders...Was assigned to Wilkes-Barre/Scranton on Mar. 20...With Wilkes-Barre/Scranton, played in 55 games and ranked eighth on the club with 27 points...Tied for sixth on the team with 13 goals...Scored four power play goals, tied for fifth on the team...Recorded his first career hat trick and added an assist for a career-high four points Dec. 29 at Hershey...**2000-01:** Ranked sixth on Wilkes-Barre/Scranton with 40 points (20+20) in 79 games, his first professional season...His 20 goals ranked fourth on the team...Recorded 16 points (6+10) in 21 playoff games, ranking fourth on the team in scoring...Finished second among AHL rookies in playoff points, fourth in goals, first in assists and tied for first in power play goals (4)...**1999-00:** Led Ohio State (CCHA) with 20 goals, his senior season...Ranked second on the team in points (31) and led the team and the CCHA with 138 penalty minutes...**1998-99:** Ranked third on Ohio State with 27 points...Was second with 11 goals, fourth with 16 assists and third with 87 penalty minutes...**1997-98:** Recorded 48 points (26+22) in 42 games to rank sixth in the CCHA in scoring...Led the Buckeyes with 26 goals, ranked third in points and assists...His 86 penalty minutes ranked third on the team...Ohio State advanced to the Frozen Four of the NCAA Tournament...**1996-97:** In his freshman season, ranked sixth on Ohio State in scoring with 23 points...Tied for third on the club with 12 goals.

## FIRSTS

First NHL Game: 1/15/02 @ Vancouver  
 First NHL Assist/Point: 1/24/02 @ NY Islanders  
 First NHL Goal: 3/9/03 @ Ottawa (Martin Prusek)

## CAREER TRANSACTIONS

Drafted by Pittsburgh in the seventh round (186th overall) of the 1996 Entry Draft

## CAREER STATISTICS

YEAR	TEAM	LEAGUE	Regular Season											Playoffs				
			GP	G	A	PTS	PIM	+/-	PP	SH	GW	S	GP	G	A	PTS	PIM	
1995-96	Cornwall	Tier III	64	68	53	121	162	--	--	--	--	--	--	--	--	--	--	
1996-97	Ohio State	CCHA	39	12	11	23	78	--	--	--	--	--	--	--	--	--		
1997-98	Ohio State	CCHA	42	26	22	48	86	--	--	--	--	--	--	--	--	--		
1998-99	Ohio State	CCHA	35	11	16	27	87	--	--	--	--	--	--	--	--	--		
1999-00	Ohio State	CCHA	35	20	11	31	138	--	--	--	--	--	--	--	--	--		
2000-01	Wilkes-Barre	AHL	79	20	20	40	72	-9	4	0	4	149	21	6	10	16	17	
2001-02	Wilkes-Barre	AHL	55	13	14	27	91	-4	4	1	1	119	--	--	--	--	--	
	PITTSBURGH	NHL	23	0	1	1	8	-7	0	0	0	29	--	--	--	--	--	
2002-03	PITTSBURGH	NHL	13	5	1	6	4	-2	2	0	1	34	--	--	--	--	--	
	Wilkes-Barre	AHL	59	12	17	29	95	E	2	2	1	135	6	1	0	1	20	
<b>NHL/PGH TOTALS</b>			<b>36</b>	<b>5</b>	<b>2</b>	<b>7</b>	<b>12</b>	<b>-9</b>	<b>2</b>	<b>0</b>	<b>1</b>	<b>63</b>	<b>--</b>	<b>--</b>	<b>--</b>	<b>--</b>	<b>--</b>	



# MATT MURLEY



**POSITION:** Left Wing  
**HT/WT:** 6-1/192  
**SHOOTS:** Left  
**BORN:** December 17, 1979  
**BIRTHPLACE:** Troy, New York

## CAREER

**2002-03:** Ranked fourth among AHL rookies in scoring with 58 points (21+37) in 73 games with Wilkes-Barre/Scranton (AHL)...Ranked third on the team in scoring, ranked second in assists, tied for second with ten power-play goals, ranked third in goals and ranked fourth with 185 shots...Recorded a point in 37 of 73 games, including 16 multiple-point games...Missed six games, Oct. 12-26, with a fractured index finger...Recorded his first point as a pro, an assist, Oct. 30 vs. Rochester...Scored his first career goal Nov. 3 vs. Utah...Recorded three points (1+2) Dec. 6 at Houston...Recorded a season-high four points (2+2), including two power-play goals, Dec. 13 at Philadelphia...The two power-play goals in the second period was a franchise record...Tied a season-high by recording four points (1+3) Feb. 15 at Albany...Collected two assists and 15 penalty minutes in six playoff games...**2001-02:** Finished four-year career at R.P.I. (ECAC) as the 11th leading scorer in school history and ranked 12th in assists...Holds the honor of being the highest player in school history to be chosen the NHL Entry Draft...Ranked second on the team during senior season with 46 points (24+22) in 32 games...Served as team captain during senior season...Ranked second on team in goals, power-play goals (8), assists and tied for third with one short-handed goal...Selected Most Valuable Player by his teammates...Led the ECAC in goals (19), finished second in assists (22) and ranked second with eight power-play goals...Ranked fifth nationally in points per game (1.44) and ranked sixth in goals per game (0.75)...Named All-ECAC First Team...**2000-01:** Led R.P.I. with 24 goals and 42 points...Fourth on the team with 18 assists...Played in all 34 games for the Engineers...**1999-00:** Led the team with 29 assists, was second with 38 points and was tied for fourth with nine goals...**1998-99:** Named to the ECAC All-Rookie Team as a freshman...Finished second in the ECAC Rookie of the Year voting...Ranked second on the team in scoring with 49 points (17+32).

## CAREER TRANSACTIONS

Drafted by the Penguins in the second round (51st overall) of the 1999 Entry Draft

## CAREER STATISTICS

YEAR	TEAM	LEAGUE	Regular Season											Playoffs				
			GP	G	A	PTS	PIM	+/-	PP	SH	GW	S	GP	G	A	PTS	PIM	
1997-98	Syracuse	Jr. A	49	56	70	126	203	--	--	--	--	--	--	--	--	--	--	--
1998-99	RPI	ECAC	36	17	32	49	32	--	--	--	--	--	--	--	--	--	--	--
1999-00	RPI	ECAC	35	9	29	38	42	--	--	--	--	--	--	--	--	--	--	--
2000-01	RPI	ECAC	34	24	18	42	34	--	--	--	--	--	--	--	--	--	--	--
2001-02	RPI	ECAC	32	24	22	46	26	--	8	1	2	--	--	--	--	--	--	--
2002-03	Wilkes-Barre	AHL	73	21	37	58	45	-4	10	1	3	185	6	0	2	2	15	



# BROOKS ORPIK - 3



**POSITION:** Defenseman  
**HT/WT:** 6-2/224  
**SHOOTS:** Left  
**BORN:** September 26, 1980  
**BIRTHPLACE:** San Francisco, CA

## CAREER

**2002-03:** Appeared in six games with the Penguins...Went scoreless with two penalty minutes...Made his Pittsburgh debut Dec. 10 at Toronto...Recalled by the Penguins on Dec. 9...Played in six games with Pittsburgh before being reassigned to Wilkes-Barre/Scranton (AHL) on Dec. 30...Recorded 18 points (4+14) and 108 penalty minutes in 71 games with Wilkes-Barre/Scranton...Ranked fourth on the team in penalty minutes...Tied for first on the team with a plus-5 rating...Was plus or even in 49 of 71 games...Recorded a season-high three-game point streak, Oct. 14-19 (3 assists)...Scored his first goal of the season, the game-winning goal, Nov. 24 vs. Cincinnati...Scored a goal Jan. 17 vs. Lowell...Scored a goal Mar. 30 at Syracuse...Recorded two points (1+1) Apr. 6 at Philadelphia...Played in all six playoff games, going scoreless with 14 penalty minutes...Was plus or even in five of six playoff games...**2001-02:** Recorded 20 points (2+18) and 99 penalty minutes in 78 games with Wilkes-Barre/Scranton during rookie season...Ranked third on the team with a plus-2 rating...Was the only rookie on the team to have a plus rating...Was plus or even in 59 of 78 games...Made his pro debut Oct. 4 vs. St. John's...Recorded his first professional point, an assist, Oct. 6 vs. Rochester...Scored his first goal, a power-play goal, Oct. 13 at Cleveland...Recorded two assists Oct. 28 vs. Quebec...Recorded two assists Dec. 7 vs. Syracuse...Recorded two assists Dec. 15 vs. St. John's...Scored a goal Jan. 13 vs. Milwaukee...**2000-01:** Recorded 20 points (0+20) and 124 penalty minutes in 40 games with Boston College (Hockey East)...Helped lead the Eagles to the NCAA Championship...Led the league in penalty minutes...**1999-00:** Played in 38 games, recording 10 points (1+9) and 102 penalty minutes...Missed three games while playing for Team USA in the World Junior Championships in Sweden...**1998-99:** Recorded 11 points (1+10) and 96 penalty minutes during his freshman season at Boston College...Led the league in penalty minutes...Played in 22 games with Thayer Academy, recording seven assists...**1997-98:** Earned Hockey Night in Boston prep honors...Was a two-time All-Independent School League selection.

## FIRSTS

First NHL Game: 12/10/02 @ Toronto

## CAREER TRANSACTIONS

Drafted by Pittsburgh in the first round (18th overall) of the 2000 Entry Draft.

## CAREER STATISTICS

YEAR	TEAM	LEAGUE	Regular Season													Playoffs				
			GP	G	A	PTS	PIM	+/-	PP	SH	GW	S	GP	G	A	PTS	PIM			
1996-97	Thayer Acad.	HS	20	4	1	5	--	--	--	--	--	--	--	--	--	--	--	--		
1997-98	Thayer Acad.	HS	22	0	7	7	--	--	--	--	--	--	--	--	--	--	--	--		
1998-99	Boston College	HE	41	1	10	11	*96	--	--	--	--	--	--	--	--	--	--	--		
1999-00	Boston College	HE	38	1	9	10	102	--	--	--	--	--	--	--	--	--	--	--		
2000-01	Boston College	HE	40	0	20	20	*124	--	--	--	--	--	--	--	--	--	--	--		
2001-02	Wilkes-Barre	AHL	78	2	18	20	99	2	1	0	0	72	--	--	--	--	--	--		
2002-03	Wilkes-Barre	AHL	71	4	14	18	105	5	0	0	1	79	6	0	0	0	14	--		
	<b>PITTSBURGH</b>	<b>NHL</b>	<b>6</b>	<b>0</b>	<b>0</b>	<b>0</b>	<b>2</b>	<b>-5</b>	<b>0</b>	<b>0</b>	<b>0</b>	<b>2</b>	<b>--</b>	<b>--</b>	<b>--</b>	<b>--</b>	<b>--</b>	<b>--</b>		
	<b>PGH/NHL TOTALS</b>		<b>6</b>	<b>0</b>	<b>0</b>	<b>0</b>	<b>2</b>	<b>-5</b>	<b>0</b>	<b>0</b>	<b>0</b>	<b>2</b>	<b>--</b>	<b>--</b>	<b>--</b>	<b>--</b>	<b>--</b>	<b>--</b>		

\* = League Leader



# TOBY PETERSEN - 17



**POSITION:** Center  
**HT/WT:** 5-9/197  
**SHOOTS:** Left  
**BORN:** October 27, 1978  
**BIRTHPLACE:** Bloomington, Minnesota

## CAREER

**2002-03:** One of only two players to appear in all 80 games with Wilkes-Barre/Scranton (AHL)...Led the team in scoring for the second time in the last three seasons with 66 points (31+35) in 80 games...Led the team in goals and power-play goals (12)...Ranked second on the team with 221 shots, tied for second with three game-winning goals and ranked third in assists...Scored two goals, including the game-winning goal in overtime, giving Wilkes-Barre/Scranton a 4-3 win at Philadelphia in their season finale Apr. 6...The two goals gave him 31, setting a new club record for goals in a season...Led the team with 34 power-play points (12+22)...Recorded a season-high three assists Dec. 13 at Philadelphia and Mar. 29 at Syracuse...Recorded a nine-game point streak, Jan. 29-Feb. 16, (5+6)...Recorded four points (1+3) in six playoff games, ranking fifth on the team...**2001-02:** Played in 79 games in his first full NHL season with Pittsburgh...Recorded 18 points (8+10)...Tied for 15th among NHL rookies in points, tied for 16th in goals, tied for 19th in assists and ranked tenth in shots (116)...Tied for tenth on the team in goals, ranked 11th in assists, 10th in points, tied for first in short-handed goals (1) and ranked sixth in shots...Notched first career hat-trick, Oct. 16 vs. Ottawa...Recorded two assists Nov. 1 vs. Toronto...Scored two goals Nov. 27 vs. New Jersey...Scored the first short-handed goal of his career Mar. 24 vs. Washington...**2000-01:** Began the season with Wilkes-Barre/Scranton...Recalled by the Penguins on Dec. 5 and made his NHL debut that night in Ottawa...Scored his first career NHL goal, the game-winner, Dec. 10 at Detroit...Assigned to Wilkes-Barre/Scranton, Dec. 28 and spent the remainder of the season there...Led Wilkes-Barre/Scranton with 67 points (26+41) in 73 games...Led the team in goals, assists, plus/minus (plus-8), second in power-play goals (11) and tied for first in game-winning goals (5)...Ranked fourth in the AHL in scoring among rookies...Ranked fifth on the team with 13 points (7+6) in 21 playoff games...**1999-00:** Ranked second on Colorado College (WCHA) in scoring with 33 points (14+19) in 33 games...Ranked third on the team in goals and tied for third in assists...**1998-99:** Ranked ninth on the team in scoring with 24 points (12+12) in 21 games...**1997-98:** Collected 33 points (16+17) in 40 games with Colorado College...Ranked fourth on the team in goals and seventh in points...**1996-97:** Ranked second on the team in scoring during his freshman season with 38 points (17+21) in 40 games...Named to the WCHA All-Rookie Team...Was WCHA All-Academic for three seasons (1998-2000).

## FIRSTS

First NHL Game: 12/5/00 @ Ottawa  
 First NHL Goal/Point: 12/10/00 @ Detroit  
 (Chris Osgood)  
 First NHL Assist: 12/15/00 @ Florida

## CAREER TRANSACTIONS

Drafted by Pittsburgh in the ninth round (244th overall) of the 1998 Entry Draft.

## CAREER STATISTICS

YEAR	TEAM	LEAGUE	Regular Season											Playoffs				
			GP	G	A	PTS	PIM	+/-	PP	SH	GW	S	GP	G	A	PTS	PIM	
1996-97	Colorado	WCHA	40	17	21	38	18	--	--	--	--	--	--	--	--	--	--	--
1997-98	Colorado	WCHA	40	16	17	33	34	--	--	--	--	--	--	--	--	--	--	--
1998-99	Colorado	WCHA	21	12	12	24	2	--	--	--	--	--	--	--	--	--	--	--
1999-00	Colorado	WCHA	37	14	19	33	8	--	--	--	--	--	--	--	--	--	--	--
2000-01	Wilkes-Barre	AHL	73	26	41	67	22	9	11	0	5	253	21	7	6	13	4	
	PITTSBURGH	NHL	12	2	6	8	4	3	0	0	1	25	--	--	--	--	--	
2001-02	PITTSBURGH	NHL	79	8	10	18	4	-15	1	1	0	116	--	--	--	--	--	
2002-03	Wilkes-Barre	AHL	80	31	36	66	24	-18	12	0	3	221	6	1	3	4	4	
NHL/PGH TOTALS			91	10	16	26	8	-12	1	1	1	141	--	--	--	--	--	



# ROB SCUDERI



**POSITION:** Defenseman  
**HT/WT:** 6-0/214  
**SHOOTS:** Left  
**BORN:** December 30, 1978  
**BIRTHPLACE:** Syosset, New York

## CAREER

**2002-03:** Recorded 21 points (4+17) and 44 penalty minutes in 74 games with Wilkes-Barre/Scranton (AHL)...Tied for first on the team with a plus-5 rating...Was plus or even in 56 of 74 games...Missed five games, Oct. 14-26, with a dislocated shoulder...Scored his first goal of the season, a power-play goal, Nov. 23 vs. Norfolk...Recorded first multiple-point game of the season with two points (1+1) Dec. 1 at Portland...Recorded two assists Dec. 14 at Syracuse...Scored a power-play goal Mar. 29 vs. Syracuse...Scored the game-winning goal Apr. 2 vs. Cincinnati...Recorded one assist and four penalty minutes in six playoff games...**2001-02:** Tied for ninth on Wilkes-Barre/Scranton with 23 points, which was third among defensemen...Fourth on the team with 22 assists...Made his pro debut Oct. 4 vs. St. John's...Recorded his first pro point, an assist, Oct. 6 vs. Rochester...**2000-01:** Tied for eighth on Boston College (Hockey East) with 23 points and tied for seventh with 19 assists...Finished collegiate career as the all-time school leader in games played (168)...Named to the NCAA Championship All-Tournament team...**1999-00:** Played in all 42 games as a junior...12th on Eagles with 13 points, 11th with 12 assists...Fourth among team defensemen in scoring...**1998-99:** Ranked 17th on the team with 10 points (2+8)...**1997-98:** Fifth on Boston College with 24 assists in his freshman season...Ninth on the team in scoring with 24 points in 42 games.

## CAREER TRANSACTIONS


Drafted by the Penguins in the fifth round (134th overall) of the 1998 Entry Draft

## CAREER STATISTICS

YEAR	TEAM	LEAGUE	Regular Season											Playoffs				
			GP	G	A	PTS	PIM	+/-	PP	SH	GW	S	GP	G	A	PTS	PIM	
1995-96	Apple Core	MJBHL	76	18	60	78	--	--	--	--	--	--	--	--	--	--	--	
1996-97	Apple Core	MJBHL	82	42	70	112	64	--	--	--	--	--	--	--	--	--	--	
1997-98	Boston College	HE	42	0	24	24	12	--	--	--	--	--	--	--	--	--	--	
1998-99	Boston College	HE	41	2	8	10	20	--	--	--	--	--	--	--	--	--	--	
1999-00	Boston College	HE	42	1	12	13	22	--	--	--	--	--	--	--	--	--	--	
2000-01	Boston College	HE	43	4	19	23	42	--	--	--	--	--	--	--	--	--	--	
2001-02	Wilkes-Barre	AHL	75	1	22	23	66	-4	1	0	0	132	--	--	--	--	--	
2002-03	Wilkes-Barre	AHL	74	4	17	21	44	5	2	0	2	98	6	0	1	1	4	



# MICHAL SIVEK - 12



**POSITION:** Center  
**HT/WT:** 6-3/213  
**SHOOTS:** Left  
**BORN:** January 21, 1981  
**BIRTHPLACE:** Nachod, Czech Republic

## CAREER

**2002-03:** Recorded six points (3+3) and 14 penalty minutes in 38 games with Pittsburgh...Began the season with Wilkes-Barre/Scranton before being recalled by the Penguins Nov. 28...Led Wilkes-Barre/Scranton in scoring at time of recall...Made his NHL and Penguins' debut Nov. 29 at Buffalo...Recorded his first career point, an assist, Dec. 23 vs. Buffalo...Recorded his first career two-point game (1+1), including his first NHL goal Dec. 26 at NY Rangers...Appeared in 40 games with Wilkes-Barre/Scranton (AHL), recording 27 points (10+17) and 33 penalty minutes...Scored two goals Oct. 10 vs. St. John's...Recorded a season-high three assists Nov. 2 at Binghamton...Recorded two assists Nov. 15 at Norfolk...Recorded two points (1+1), including the game-winning goal Nov. 16 at Norfolk...Scored two goals Nov. 23 vs. Norfolk...Recorded two assists Nov. 27 vs. Norfolk...Recorded two assists Feb. 26 vs. Binghamton...Scored two goals, including the game-winner Mar. 8 vs. Hershey...Tied for second on the team in playoff scoring with five points (3+2) in six games...Tied for first on the team in goals and tied for second with 20 penalty minutes...Recorded a point in four of six playoff games...**2001-02:** Recorded 12 points (4+8) and 30 penalty minutes with Wilkes-Barre/Scranton in first pro season...Returned home to Czech Republic on Dec. 13 for family reasons...Played in 17 games with Sparta Praha (Czech League), recording eight points (5+3) and 20 penalty minutes...Appeared in 12 playoff games, recording one assist and ten penalty minutes...**2000-01:** Played in 32 games for Sparta Praha, recording 13 points (6+7) and 28 penalty minutes...Ranked 14th on the team in scoring...**1999-00:** Recorded 60 points (23+37) and 65 penalty minutes in 53 games with Prince Albert (WHL)...Ranked fourth on the team in scoring...Ranked fourth on the team in scoring, fourth in assists and ranked fifth in goals...Was a teammate of Penguins' forward Milan Kraft with the Raiders...**1998-99:** Played with Kladno (Czech League), recording 11 points (3+8) and 24 penalty minutes in 34 games...**1997-98:** Recorded 21 points (13+8) in 31 games with the Sparta Praha Junior team.

## FIRSTS

First NHL Game: 11/29/02 @ Buffalo  
 First NHL Assist/Point: 12/23/02 @Buffalo  
 First NHL Goal: 12/26/02 @ NY Rangers (Mike Dunham)

## CAREER TRANSACTIONS

Drafted by Washington in the second round (29th overall) of the 1999 Entry Draft...Traded to Pittsburgh from Washington with Kris Beech and Ross Lupaschuk for Jaromir Jagr and Frantisek Kucera, July 11, 2001.

## CAREER STATISTICS

YEAR	TEAM	LEAGUE	Regular Season											Playoffs				
			GP	G	A	PTS	PIM	+/-	PP	SH	GW	S	GP	G	A	PTS	PIM	
1997-98	Sparta Praha	Czech Jr	31	13	8	21	--	--	--	--	--	--	--	--	--	--	--	--
	Sparta Praha	Czech	25	1	1	2	10	--	--	--	--	--	5	1	0	1	0	
1998-99	Sparta Praha	Czech	1	1	0	1	--	--	--	--	--	--	--	--	--	--	--	
	Kladno	Czech	34	3	8	11	24	--	--	--	--	--	--	--	--	--	--	
1999-00	Prince Albert	WHL	53	23	37	60	65	--	--	--	--	--	6	1	4	5	10	
2000-01	Sparta Praha	Czech	32	6	7	13	28	--	--	--	--	--	13	4	2	6	8	
2001-02	Wilkes-Barre	AHL	25	4	8	12	30	-12	3	0	0	68	--	--	--	--	--	
	Sparta Praha	Czech	17	5	3	8	20	--	--	--	--	12	0	1	1	10		
2002-03	PITTSBURGH	NHL	38	3	3	6	14	-5	1	0	0	45	--	--	--	--	--	
	Wilkes-Barre	AHL	40	10	17	27	33	-11	2	2	3	116	6	3	2	5	20	
NHL/PGH TOTALS			38	3	3	6	14	-5	1	0	0	45	--	--	--	--	--	

# TOMAS SUROVY - 43



**POSITION:** Left Wing  
**HT/WT:** 6-0/191  
**SHOOTS:** Left  
**BORN:** September 24, 1981  
**BIRTHPLACE:** Banska Bystica, Slovakia

## CAREER

**2002-03:** Appeared in 26 games with Pittsburgh...Recorded 11 points (4+7) and ten penalty minutes...Made his NHL debut Feb. 14 at NY Rangers...Scored his first NHL goal in his second game, Feb. 15 at New Jersey (Martin Brodeur)...Scored a goal in three straight games, Feb. 15-20 (3 goals)...Recorded his first career two-point game with two assists, Feb. 23 vs. New Jersey...Recorded an assist Feb. 25 vs. Los Angeles...Recorded an assist Mar. 12 vs. Nashville...Recorded an assist Mar. 18 vs. Detroit...Scored a power-play goal Mar. 26 at NY Rangers...Recorded an assist Apr. 2 vs. Carolina...Began the season with Wilkes-Barre/Scranton (AHL)...Appeared in 39 games with Wilkes-Barre/Scranton, recording 39 points (19+20) and 18 penalty minutes...Tied for fourth on the team in goals and tied for fifth in scoring despite playing in only 39 games...Tied for first on the team with four game-winning goals, ranked sixth with seven power-play goals and was tied for third with a plus-3 rating...Recorded a point in 24 of 39 games...Recorded an assist for the PlanetUSA All-Star team at the 2003 AHL All-Star Game...Recorded his first career hat-trick and the first Wilkes-Barre/Scranton hat-trick at home Jan. 4 vs. Albany...Also recorded an assist in the game giving him four points (3+1)...Tied for second on the team in scoring with five points (2+3) in six playoff games...Was plus or even in all six playoff games...**2001-02:** Recorded 33 points (23+10) in 65 games with Wilkes-Barre/Scranton, his first pro season...Ranked fifth on the team in scoring...Tied for first in the AHL with three game-winning goals...Tied for first on the team with three game-winning goals, ranked second in goals, tied for fourth with four power-play goals and ranked fifth with 152 shots...Scored his first professional goal Oct. 20 vs. Philadelphia (Maxime Ouellet)...Scored two goals Dec. 8 vs. Albany, his first pro multiple-point game...Had a three-game point streak, Feb. 3-9 (1+2)...Notched a point in three straight games, Mar. 9-13 (1+2)...Recorded his first hat-trick Apr. 6 at Hershey...**2000-01:** Recorded 50 points (22+28) and 30 penalty minutes in 53 games with Poprad (Slovakia)...Earned Rookie of the Year honors in the Slovak Extra League...Tied for first on the team in goals, tied for second in assists and tied for second in points

## FIRSTS

First NHL Game: 2/14/03 @ NY Rangers  
 First NHL Goal/Point: 2/15/03 @ New Jersey (Martin Brodeur)  
 First NHL Assist: 2/23/03 vs. New Jersey

## CAREER TRANSACTIONS

Drafted by Pittsburgh in the fifth round (120th overall) of the 2001 Entry Draft

## CAREER STATISTICS

YEAR	TEAM	LEAGUE	Regular Season											Playoffs				
			GP	G	A	PTS	PIM	+/-	PP	SH	GW	S	GP	G	A	PTS	PIM	
1999-00	Bystrica	Slovak-2	39	25	29	54	4	--	--	--	--	--	--	--	--	--	--	--
2000-01	Poprad	Slovakia	53	22	28	50	30	--	--	--	--	--	6	2	1	3	14	--
2001-02	Wilkes-Barre	AHL	65	23	10	33	37	-9	4	0	3	152	--	--	--	--	--	--
2002-03	Wilkes-Barre	AHL	39	19	20	39	18	3	7	0	4	148	6	2	3	5	2	--
	PITTSBURGH	NHL	26	4	7	11	10	0	1	0	2	47	--	--	--	--	--	--
	NHL/PGH TOTALS		26	4	7	11	10	0	1	0	2	47	--	--	--	--	--	--



# FUTURE PENS

## MARTIN BROCHU - Goaltender



**HT/WT:** 6-0, 199  
**Catches:** Left  
**Born:** March 10, 1973  
**Birthplace:** Anjou, Quebec  
**Acquired:** Signed by the Penguins as a free agent August 22, 2003

**Career:** Helped Saint John (AHL) to the Calder Cup Championship in 2001...Went 14-4 in the post-season with a 2.04gaa and a league high four shutouts...Won the Les Cunningham Award as MVP of the American Hockey League and the Baz Bastien Trophy as top goaltender for 1999-00...Named First Team AHL All-Star...Made NHL debut on Apr. 14, 1999 @ Carolina...Played in 97 games with Granby and Hull of the QMJHL from 1990-93, posting a 30-49-3 record.

### CAREER STATISTICS

YEAR	TEAM	LEAGUE	Regular Season								Playoffs					
			GP	W	L	T	MIN	GA	SO	GAA	GP	W-L	MIN	GA	SO	GAA
1990-91	Granby	QMJHL	16	6	5	0	622	39	--	3.76	--	--	--	--	--	--
1991-92	Granby	QMJHL	52	15	29	2	2772	278	0	4.72	--	--	--	--	--	--
1992-93	Hull	QMJHL	29	9	15	1	1453	137	0	5.66	2	0-1	69	7	0	6.07
1993-94	Fredricton	AHL	32	10	11	3	1505	76	2	3.03	--	--	--	--	--	--
1994-95	Fredricton	AHL	44	18	18	4	2475	145	0	3.51	--	--	--	--	--	--
1995-96	Fredricton	AHL	17	6	8	2	986	70	0	4.26	--	--	--	--	--	--
	Wheeling	ECHL	19	10	6	2	1060	51	1	2.89	--	--	--	--	--	--
	Portland	AHL	5	2	2	1	287	15	0	3.14	12	7-4	700	28	*2	*2.40
1996-97	Portland	AHL	55	23	17	7	2962	150	2	3.04	5	2-3	324	13	0	2.41
1997-98	Portland	AHL	37	16	14	1	1926	96	2	2.99	6	3-2	296	16	0	3.24
1998-99	Washington	NHL	2	0	2	0	120	6	0	3.00	--	--	--	--	--	--
	Portland	AHL	20	6	10	23	1164	57	2	2.94	--	--	--	--	--	--
	Utah	IHL	5	1	3	1	298	13	0	2.62	--	--	--	--	--	--
1999-00	Portland	AHL	54	32	15	6	3192	116	4	2.18	2	0-2	80	7	0	5.27
2000-01	Saint John	AHL	55	27	19	5	3049	132	2	2.60	19	*14-4	1148	39	*4	2.04
2001-02	Vancouver	NHL	6	0	3	0	216	15	0	4.17	--	--	--	--	--	--
	Manitoba	AHL	29	10	14	3	1625	91	1	3.36	--	--	--	--	--	--
2002-03	Cherepovets	Russia	8	--	--	--	480	15	2	1.88	--	--	--	--	--	--

## ANDY CHIDO - Goaltender



**HT/WT:** 5-11, 192  
**Catches:** Left  
**Born:** April 25, 1983  
**Birthplace:** Toronto, Ontario  
**Acquired:** Drafted by the Penguins in the seventh round (199th overall) of the 2003 Entry Draft

**2002-03:** Tied for third in the Ontario Hockey League in wins (26), tied for fifth in save percentage (.915), tied for third in shutouts (3) and ranked 14th in goals against average (3.01)...**Career:** Originally drafted by NY Islanders in the sixth round (166th overall) of the 2001 Entry Draft...Has played in 128 games with Toronto from 2000-2003, posting a 58-40-14 record with a 2.78gaa.

### CAREER STATISTICS

YEAR	TEAM	LEAGUE	Regular Season								Playoffs					
			GP	W	L	T	MIN	GA	SO	GAA	GP	W-L	MIN	GA	SO	GAA
2000-01	St. Michael's	OHL	38	18	12	5	2069	86	*4	2.49	9	2-6	479	30	0	3.76
2001-02	St. Michael's	OHL	33	14	10	3	1743	79	2	2.72	7	3-1	288	17	*1	3.54
2002-03	St. Michael's	OHL	57	26	18	6	3065	154	3	3.01	18	10-8	1021	56	1	3.29

# FUTURE PENS



## BRENDAN BUCKLEY - Defenseman




**HT/WT:** 6-1, 205  
**Shoots:** Right  
**Born:** February 26, 1977  
**Birthplace:** Needham, Massachusetts  
**Acquired:** Signed by the Penguins as a free agent September 28, 2000

**2002-03:** Ranked fifth on Wilkes-Barre/Scranton (AHL) with 99 penalty minutes...One of two players to appear in all 80 games, marking the second consecutive season he has played in every game...Has played in 187 consecutive games, the longest active streak in club history...Scored the game-winning goal with four seconds left in regulation Dec. 27 at Norfolk...**Career:** Played four seasons at Boston College, 1995-1999, recording 39 points (4+35) and 306 penalty minutes in 158 career games.

### CAREER STATISTICS

YEAR	TEAM	LEAGUE	Regular Season											Playoffs				
			GP	G	A	PTS	PIM	+/-	PP	SH	GW	S	GP	G	A	PTS	PIM	
1995-96	Boston Coll.	HE	36	0	4	4	72	--	--	--	--	--	--	--	--	--	--	--
1996-97	Boston Coll.	HE	38	2	6	8	90	--	--	--	--	--	--	--	--	--	--	--
1997-98	Boston Coll.	HE	41	1	12	13	69	--	--	--	--	--	--	--	--	--	--	--
1998-99	Boston Coll.	HE	43	1	13	14	75	--	--	--	--	--	--	--	--	--	--	--
1999-00	Quad-City	UHL	61	1	10	11	73	--	--	--	--	--	9	1	0	1	10	
	Cincinnati	AHL	4	0	0	0	6	--	--	--	--	--	--	--	--	--	--	--
2000-01	Wilkes-Barre	AHL	63	2	8	10	62	--	--	--	--	--	21	0	2	2	33	
2001-02	Wilkes-Barre	AHL	80	1	19	20	116	--	--	--	--	--	--	--	--	--	--	--
2002-03	Wilkes-Barre	AHL	80	2	6	8	99	-15	0	0	1	83	6	0	0	0	2	

## ERIK CHRISTENSEN - Center



**HT/WT:** 6-1, 185  
**Shoots:** Left  
**Born:** December 17, 1983  
**Birthplace:** Edmonton, Alberta  
**Acquired:** Drafted by the Penguins in the third round (69th overall) of the 2002 Entry Draft

**2002-03:** Led Kamloops (WHL) in goals (54), assists (54), points (108), power-play goals (18) and was tied for first with two short-handed goals...Received the Bob Clarke Trophy as the WHL's leading scorer...Led the WHL in goals, ranked seventh in assists, tied for sixth in power-play goals and was tied for second in the WHL with 10 game-winning goals...Ranked first on the team in playoff scoring with eight points (1+7) in six games...**Career:** Played four seasons in Kamloops, 1999-2003, recording 224 points (106+118) and 205 penalty minutes in 275 games...Scored more goals (54) last season than first three seasons combined (52).

### CAREER STATISTICS

YEAR	TEAM	LEAGUE	Regular Season											Playoffs				
			GP	G	A	PTS	PIM	+/-	PP	SH	GW	S	GP	G	A	PTS	PIM	
1999-00	Kamloops	WHL	66	9	5	14	41	--	--	--	--	--	--	--	--	--	--	--
2000-01	Kamloops	WHL	72	21	23	44	36	--	--	--	--	--	--	--	--	--	--	--
2001-02	Kamloops	WHL	70	22	36	58	68	--	--	--	--	--	--	--	--	--	--	--
2002-03	Kamloops	WHL	67	54	54	108	60	25	--	--	--	--	6	1	7	8	14	



# FUTURE PENS

## STEVE CRAMPTON - Right Wing




**HT/WT:** 6-3, 209  
**Shoots:** Right  
**Born:** April 12, 1982  
**Birthplace:** Winnipeg, Manitoba  
**Acquired:** Drafted by the Penguins in the eighth round (248th overall) of the 2000 Entry Draft

**2002-03:** Tied for fourth on the Wheeling Nailers (ECHL) in scoring with 39 points (13+26) in 69 games...Tied for first on the team in games played, tied for second in assists, tied for fourth with four power-play goals and tied for sixth in goals...Recorded a point in 29 of 69 games...Finished the season with a four-game point streak (2+3), Mar. 25-30...Recorded 10 multiple-point games...**Career:** Played four seasons for Moose Jaw (WHL), 1998-2002, recording 156 points (74+82) and 346 penalty minutes in 230 games

### CAREER STATISTICS

YEAR	TEAM	LEAGUE	Regular Season											Playoffs			
			GP	G	A	PTS	PIM	+/-	PP	SH	GW	S	GP	G	A	PTS	PIM
1998-99	Moose Jaw	WHL	52	7	5	12	31	--	--	--	--	--	9	1	1	2	4
1999-00	Moose Jaw	WHL	69	22	20	42	91	--	--	--	--	--	4	0	3	3	9
2000-01	Moose Jaw	WHL	72	26	33	59	153	--	--	--	--	--	4	1	2	3	10
2001-02	Moose Jaw	WHL	37	19	24	43	71	--	--	--	--	--	12	4	10	14	20
2002-03	Wheeling	ECHL	69	13	26	39	79	--	--	--	--	--	--	--	--	--	--

## DREW FATA - Defenseman



**HT/WT:** 6-1, 209  
**Shoots:** Left  
**Born:** July 28, 1983  
**Birthplace:** Sault Ste. Marie, Ontario  
**Acquired:** Drafted by the Penguins in the third round (86th overall) of the 2001 Entry Draft

**2002-03:** Traded to Kingston (OHL) from Toronto (OHL) in December...Ranked ninth on Kingston in scoring with 38 points (8+30)...Appeared in 35 games with Toronto, recording 19 points (6+13) and 66 penalty minutes...Appeared in 34 games with Kingston, recording 19 points (2+17) and 64 penalty minutes...**Career:** Played in 194 games with Toronto and Kingston from 2000-03, recording 86 points (20+66) and 439 penalty minutes.

### CAREER STATISTICS


YEAR	TEAM	LEAGUE	Regular Season											Playoffs			
			GP	G	A	PTS	PIM	+/-	PP	SH	GW	S	GP	G	A	PTS	PIM
1999-00	St. Michael's B	OPJHL	49	9	18	27	144	--	--	--	--	--	--	--	--	--	--
2000-01	St. Michael's	OHL	58	5	15	20	134	--	--	--	--	--	18	1	3	4	26
2001-02	St. Michael's	OHL	67	7	21	28	175	--	--	--	--	--	15	1	9	10	38
2002-03	St. Michael's	OHL	35	6	13	19	66	--	--	--	--	--	--	--	--	--	--
	Kingston	OHL	34	2	17	19	64	--	--	--	--	--	--	--	--	--	--



# FUTURE PENS



## MATT HUSSEY - Center




**HT/WT:** 6-2, 212  
**Shoots:** Left  
**Born:** May 28, 1979  
**Birthplace:** New Haven, Connecticut  
**Acquired:** Drafted by the Penguins in the ninth round (254th overall) of the 1998 Entry Draft

**2002-03:** Recorded a point in 23 of 69 games during first pro season with Wilkes-Barre/Scranton (AHL)...Scored his first goal as a pro Oct. 19 vs. Philadelphia...Scored a short-handed goal Oct. 30 vs. Rochester...Scored a power-play goal Nov. 20 vs. Hershey...Scored a power-play goal Jan. 24 at Syracuse...Appeared in two playoff games, going scoreless and even...**Career:** Played four seasons, 1998-2002 at the University of Wisconsin (WCHA)...Played in 151 career games, recording 84 points (42+42) and 66 penalty minutes.

### CAREER STATISTICS

YEAR	TEAM	LEAGUE	Regular Season											Playoffs			
			GP	G	A	PTS	PIM	+/-	PP	SH	GW	S	GP	G	A	PTS	PIM
1997-98	Avon Old Farms	USHSE	26	26	23	49	20	--	--	--	--	--	--	--	--	--	--
1998-99	U. Wisconsin	WCHA	37	10	5	15	18	--	--	--	--	--	--	--	--	--	
1999-00	U. Wisconsin	WCHA	35	5	11	16	8	--	--	--	--	--	--	--	--	--	
2000-01	U. Wisconsin	WCHA	40	9	11	20	24	--	--	--	--	--	--	--	--	--	
2001-02	U. Wisconsin	WCHA	39	18	15	33	16	3	4	1	2	147	--	--	--	--	
2002-03	Wilkes-Barre	AHL	69	12	11	23	28	-2	4	1	0	124	2	0	0	0	

## DAVID KOCI - Defenseman



**HT/WT:** 6-6, 228  
**Shoots:** Left  
**Born:** May 12, 1981  
**Birthplace:** Prague, Czech Republic  
**Acquired:** Drafted by the Penguins in the fifth round (146th overall) of the 2000 Entry Draft

**2002-03:** Recorded one assist and 103 penalty minutes in 48 games with the Wheeling Nailers (ECHL)...Ranked ninth on the team in penalty minutes...Appeared in nine games with Wilkes-Barre/Scranton (AHL), going scoreless with four penalty minutes...**Career:** Split the 2001-02 season between Wheeling and Wilkes-Barre/Scranton...Made his pro debut with Wilkes-Barre/Scranton Oct. 4 vs. Saint John...Scored his first pro goal Nov. 3 at Albany...Appeared in 70 games with Prince George (WHL), recording nine points (2+7) and 155 penalty minutes...Ranked fourth on the team in penalty minutes.

### CAREER STATISTICS

YEAR	TEAM	LEAGUE	Regular Season											Playoffs			
			GP	G	A	PTS	PIM	+/-	PP	SH	GW	S	GP	G	A	PTS	PIM
1999-00	Sparta Praha	Czech Jr.	47	0	7	7	124	--	--	--	--	--	--	--	--	--	
2000-01	Prince George	WHL	70	2	7	9	155	--	--	--	--	--	6	0	0	0	
2001-02	Wilkes-Barre	AHL	26	1	3	4	98	-1	0	0	0	14	--	--	--	--	
	Wheeling	ECHL	33	2	4	6	105	--	--	--	--	--	--	--	--	--	
2002-03	Wilkes-Barre	AHL	9	0	0	0	4	0	0	0	0	7	--	--	--	--	
	Wheeling	ECHL	48	0	1	1	103	-5	0	0	0	54	--	--	--	--	



# FUTURE PENS

## RYAN MALONE - Right Wing



**HT/WT:** 6-4, 215  
**Shoots:** Left  
**Born:** December 1, 1979  
**Birthplace:** Pittsburgh, Pennsylvania  
**Acquired:** Drafted by the Penguins in the fourth round (115th overall) of the 1999 Entry Draft

**2002-03:** Tied for 25th in the WCHA in scoring, appearing in 27 games with St. Cloud State...Led the team in penalty minutes (85), ranked second in assists (20), second in shooting percentage (17.8), second in short-handed goals (2), third in scoring (36) and tied for third in goals (16) despite missing 11 games...Named WCHA Player of the Week Nov. 11...Recorded five points (3+2) in win over North Dakota Nov. 8...Recorded a natural hat-trick Dec. 14 vs. Denver...**Career:** Finished collegiate career ranked in the top five among St. Cloud State's all-time leading scorers...Played in 142 career games, 1999-2003, recording 140 points (56+84) and 281 penalty minutes...Played high school hockey locally at Upper St. Clair High School.

### CAREER STATISTICS

YEAR	TEAM	LEAGUE	Regular Season											Playoffs				
			GP	G	A	PTS	PIM	+/-	PP	SH	GW	S	GP	G	A	PTS	PIM	
1997-98	Shattuck	USHSW	50	41	44	85	69	--	--	--	--	--	--	--	--	--	--	--
1998-99	Omaha	USHL	51	14	22	36	81	--	--	--	--	--	--	--	--	--	--	--
1999-00	St. Cloud State	WCHA	38	9	21	30	68	--	--	--	--	--	--	--	--	--	--	--
2000-01	St. Cloud State	WCHA	36	7	18	25	52	--	--	--	--	--	--	--	--	--	--	--
2001-02	St. Cloud State	WCHA	41	24	25	49	76	11	12	0	2	93	--	--	--	--	--	--
2002-03	St. Cloud State	WCHA	27	16	20	36	85	4	6	2	1	90	--	--	--	--	--	--
	Wilkes-Barre	AHL	3	0	1	1	2	-1	0	0	0	2	--	--	--	--	--	--

## MICHEL OUELLET - Right Wing



**HT/WT:** 6-0, 201  
**Shoots:** Right  
**Born:** March 5, 1982  
**Birthplace:** Rimouski, Quebec  
**Acquired:** Drafted by the Penguins in the fourth round (124th overall) of the 2000 Entry Draft

**2002-03:** Ranked second on Wheeling (ECHL) in scoring with 46 points (20+26) in 55 games...Led the team with seven power-play goals...Tied for second on the team in assists, game-winning goals (3), ranked third in goals and third with 165 shots on goal...Recorded a point in 34 of 55 games, including 10 multiple-point games...Recorded a season-high nine-game point streak, Feb. 25-Mar. 14...Recorded two six-game point streaks, Dec. 8-21 & Jan. 8-Feb. 1...**Career:** Played four seasons, 1998-2002, for Rimouski (QMJHL), recording 299 points (125+174) and 174 penalty minutes...Played on 2000 Memorial Cup winning team in Rimouski.

### CAREER STATISTICS

YEAR	TEAM	LEAGUE	Regular Season											Playoffs				
			GP	G	A	PTS	PIM	+/-	PP	SH	GW	S	GP	G	A	PTS	PIM	
1998-99	Rimouski	QMJHL	28	7	13	20	10	--	--	--	--	--	11	0	1	1	6	
1999-00	Rimouski	QMJHL	72	36	53	89	38	--	--	--	--	--	14	4	5	9	14	
2000-01	Rimouski	QMJHL	63	42	50	92	50	--	--	--	--	--	11	6	7	13	8	
2001-02	Rimouski	QMJHL	61	40	58	98	66	--	--	--	--	--	7	3	6	9	4	
2002-03	Wilkes-Barre	AHL	4	0	2	2	0	1	0	0	0	2	--	--	--	--	--	
	Wheeling	ECHL	55	20	26	46	40	-1	7	0	3	165	--	--	--	--	--	

# FUTURE PENS



## CAM PADDOCK - Center



**HT/WT:** 6-1, 185  
**Shoots:** Right  
**Born:** March 22, 1983  
**Birthplace:** North Vancouver, British Columbia  
**Acquired:** Drafted by the Penguins in the fifth round (137th overall) of the 2002 Entry Draft

**2002-03:** Led Kelowna (WHL) and was tied for third in WHL with six short-handed goals...Tied for fifth on the team in scoring with 59 points (33+26) in 71 games...Ranked third on the team in goals and was tied for fourth with 12 power-play goals...**Career:** Played four seasons, 1999-2003, for Kelowna, recording 166 points (90+76) and 381 penalty minutes in 261 career games.

### CAREER STATISTICS

YEAR	TEAM	LEAGUE	Regular Season											Playoffs				
			GP	G	A	PTS	PIM	+/-	PP	SH	GW	S	GP	G	A	PTS	PIM	
1999-00	Kelowna	WHL	46	5	5	10	42	--	--	--	--	--	--	--	--	--	--	--
2000-01	Kelowna	WHL	72	14	10	24	110	--	--	--	--	--	--	--	--	--	--	--
2001-02	Kelowna	WHL	72	38	35	73	122	--	--	--	--	--	--	--	--	--	--	--
2002-03	Kelowna	WHL	71	33	26	59	107	--	--	--	--	--	19	11	8	19	18	

## DARCY ROBINSON - Defenseman



**HT/WT:** 6-3, 239  
**Shoots:** Right  
**Born:** May 3, 1981  
**Birthplace:** Kamloops, British Columbia  
**Acquired:** Drafted by the Penguins in the eighth round (233rd overall) of the 1999 Entry Draft

**2002-03:** Recorded an assist in two straight games, Oct. 14-18...Recorded a career-high three assists Jan. 31 vs. Utah...Scored first pro goal Feb. 1 vs. Houston...Had a season-high three-game point streak, Jan. 29-Feb. 1 (1+3)...Recorded a career-high 19 penalty minutes Mar. 15 at Hershey...Scored a goal and recorded five penalty minutes in six playoff games...**Career:** Played four seasons in the Western Hockey League, 1997-2001, the first three in Saskatoon and the final split between Saskatoon and Red Deer...Played in 240 combined games, recording 45 points (12+33) and 441 penalty minutes...Played on 2001 Memorial Cup winning team, Red Deer.


### CAREER STATISTICS

YEAR	TEAM	LEAGUE	Regular Season											Playoffs				
			GP	G	A	PTS	PIM	+/-	PP	SH	GW	S	GP	G	A	PTS	PIM	
1997-98	Saskatoon	WHL	62	1	2	3	84	--	--	--	--	--	--	--	--	--	--	--
1998-99	Saskatoon	WHL	48	3	6	9	86	--	--	--	--	--	--	--	--	--	--	--
1999-00	Saskatoon	WHL	59	5	9	14	91	--	--	--	--	--	10	1	3	4	13	
2000-01	Saskatoon	WHL	41	2	6	8	80	--	--	--	--	--	--	--	--	--	--	--
	Red Deer	WHL	30	1	5	6	70	--	--	--	--	--	20	1	1	2	20	
2001-02	Wilkes-Barre	AHL	40	0	5	5	35	-8	0	0	0	10	--	--	--	--	--	
	Wheeling	ECHL	10	2	3	5	43	--	--	--	--	--	--	--	--	--	--	
2002-03	Wilkes-Barre	AHL	48	1	7	8	89	1	0	0	0	12	6	1	0	1	5	
	Wheeling	ECHL	1	0	1	1	0	-2	0	0	0	1	--	--	--	--	--	



# FUTURE PENS

## ALEXANDRE ROULEAU - Defenseman




**HT/WT:** 6-1, 190  
**Shoots:** Left  
**Born:** July 29, 1983  
**Birthplace:** Mont-Laurier, Quebec  
**Acquired:** Drafted by the Penguins in the third round (96th overall) of the 2001 Entry Draft

**2002-03:** Recorded 45 points (16+29) in 55 games with Quebec and Val d'Or...Ranked seventh among defensemen in the Quebec Major Junior Hockey League in scoring and tied for third in goals...Appeared in 11 playoff games with Quebec, recording six points (2+4) and 23 penalty minutes...Represented Canada at the World Junior Championships, appearing in six games and recording one assist...**Career:** Played in 235 games in the QMJHL with Val d'Or and Quebec, 1999-2003...Recorded 115 points (41+74) and 503 penalty minutes.

### CAREER STATISTICS

YEAR	TEAM	LEAGUE	Regular Season											Playoffs					
			GP	G	A	PTS	PIM	+/-	PP	SH	GW	S	GP	G	A	PTS	PIM		
1999-00	Val d'Or	QMJHL	41	3	3	6	39	--	--	--	--	--	--	--	--	--	--	--	--
2000-01	Val d'Or	QMJHL	70	8	17	25	124	--	--	--	--	--	21	1	0	1	46		
2001-02	Val d'Or	QMJHL	69	14	25	39	174	-9	6	1	2	--	7	0	2	2	16		
2002-03	Val d'Or	QMJHL	31	7	12	19	92	--	--	--	--	--	--	--	--	--	--		
	Quebec	QMJHL	24	9	17	26	74	--	--	--	--	--	11	2	4	6	23		

## MAXIME TALBOT - Center



**HT/WT:** 5-11, 176  
**Shoots:** Left  
**Born:** February 11, 1984  
**Birthplace:** Lemoyne, Quebec  
**Acquired:** Drafted by the Penguins in the eighth round (234th overall) of the 2002 Entry Draft

**2002-03:** Tied for fifth in the Quebec Major Junior Hockey League in scoring with 104 points (46+58), tied for sixth in goals and ranked 13th in assists...Ranked third in the league with seven short-handed goals, tied for fifth with nine game-winning goals and ranked ninth with a plus-40 rating...Led Hull in goals and points and ranked second on the team in assists...Led the team with 16 power-play goals, short-handed goals and game-winning goals...Named QMJHL Player of the week Mar. 2...**Career:** Played three seasons with Rouyn-Noranda and Hull in the QMJHL, 2000-2003...Played in 198 career games, recording 201 points (85+116) and 442 penalty minutes

### CAREER STATISTICS

YEAR	TEAM	LEAGUE	Regular Season											Playoffs				
			GP	G	A	PTS	PIM	+/-	PP	SH	GW	S	GP	G	A	PTS	PIM	
2000-01	Rouyn-Noranda	QMJHL	40	9	15	24	78	--	--	--	--	--	--	--	--	--	--	
	Hull	QMJHL	24	6	7	13	60	--	--	--	--	--	--	--	--	--	--	
2001-02	Hull	QMJHL	65	24	36	60	174	--	--	--	--	--	--	--	--	--		
2002-03	Hull	QMJHL	69	46	58	104	130	--	--	--	--	--	20	14	30	44	33	

# IN THE SYSTEM



**JIM ABBOTT** - Left Wing HT/WT: 6-1, 190 Shoots: Left  
 Born: 5/3/1980 Birthplace: New York, NY  
 Acquired: Pittsburgh's seventh round choice (216th overall) in the 2000 Entry Draft

YEAR	TEAM	LEAGUE	GP	G	A	PTS	PIM	+/	PP	SH	GW	S	GP	G	A	PTS	PIM
1999-00	New Hampshire	HE	28	7	6	13	22	--	--	--	--	--	--	--	--	--	--
2000-01	New Hampshire	HE	33	10	12	22	52	--	--	--	--	--	--	--	--	--	--
2001-02	New Hampshire	HE	38	9	20	29	48	6	3	0	1	83	--	--	--	--	--
2002-03	New Hampshire	HE	42	12	18	30	34	4	4	0	1	97	--	--	--	--	--

**PATRICK BARTSCHI** - Right Wing HT/WT: 6-0, 199 Shoots: Right  
 Born: 8/20/1984 Birthplace: Switzerland  
 Acquired: Pittsburgh's seventh round choice (202nd overall) in the 2002 Entry Draft

YEAR	TEAM	LEAGUE	GP	G	A	PTS	PIM	+/	PP	SH	GW	S	GP	G	A	PTS	PIM
2001-02	Kloten	Swiss	24	4	4	8	8	--	--	--	--	--	--	--	--	--	--
2002-03	Kloten	Swiss	44	21	16	37	39	--	--	--	--	--	5	1	3	4	4

**NICK BOUCHER** - Goaltender HT/WT: 5-11, 175 Catches: Left  
 Born: 12/29/1980 Birthplace: Leduc, Alberta  
 Acquired: Pittsburgh's ninth round choice (280th overall) in the 2000 Entry Draft

Year	Club	League	GP	W-L-T	MP	GA	SO	GAA	GP	W-L	MP	GA	SO	GAA
1999-00	Dartmouth	ECAC	24	8-12-3	1378	66	1	2.87	--	--	--	--	--	--
2000-01	Dartmouth	ECAC	33	16-12-4	1966	84	1	2.56	--	--	--	--	--	--
2001-02	Dartmouth	ECAC	21	9-7-4	1187	57	1	2.88	--	--	--	--	--	--
2002-03	Dartmouth	ECAC	27	17-9-0	1601	80	0	3.00	--	--	--	--	--	--

**BRANDON CRAWFORD-WEST** - Goaltender HT/WT: 5-11, 185 Catches: Right  
 Born: 7/1/1982 Birthplace: San Diego, CA  
 Acquired: Pittsburgh's eighth round choice (250th overall) in the 2001 Entry Draft

Year	Club	League	GP	W-L-T	MP	GA	SO	GAA	GP	W-L	MP	GA	SO	GAA
2000-01	Texas	NAHL	43	-----	2534	110	4	2.60	--	--	--	--	--	--
2001-02	Texas	NAHL	50	35-11-2	2825	109	4	2.31	4	2-2	250	9	0	2.16
2002-03	Bozeman	AWHL	14	7-7-0		47		3.42	5	2-3				2.71
	Tri-City	USHL	22	7-12-0		61		2.99	--	--	--	--	--	--

**TOMAS DUBA** - Goaltender HT/WT: 6-0, 176 Catches: Left  
 Born: 7/2/1981 Birthplace: Prague, Czech Republic  
 Acquired: Pittsburgh's seventh round choice (217th overall) in the 2001 Entry Draft

Year	Club	League	GP	W-L-T	MP	GA	SO	GAA	GP	W-L	MP	GA	SO	GAA
2000-01	Sparta	Czech Jr	16	--	--	--	--	3.38	--	--	--	--	--	--
	Czech Rep.	World Jr	7	--	420	8	2	1.14	--	--	--	--	--	--
2001-02	Saipa	Finland	47	10-31-4	2755	152	3	3.31	--	--	--	--	--	--
2002-03	Saipa	Finland	34	9-17-5	1888	86	3	2.73	--	--	--	--	--	--

**BEN EAVES** - Center HT/WT: 5-8, 180 Shoots: Right  
 Born: 3/27/1982 Birthplace: Minneapolis, MN  
 Acquired: Pittsburgh's fourth round choice (131st overall) in the 2001 Entry Draft

YEAR	TEAM	LEAGUE	GP	G	A	PTS	PIM	+/	PP	SH	GW	S	GP	G	A	PTS	PIM
1998-99	Shattuck	AAA	71	68	88	156	--	--	--	--	--	--	--	--	--	--	--
1999-00	Shattuck	AAA	57	47	71	118	--	--	--	--	--	--	--	--	--	--	--
2000-01	Boston College	HE	40	13	26	39	12	--	--	--	--	--	--	--	--	--	--
2001-02	Boston College	HE	23	13	26	39	12	--	--	--	--	--	--	--	--	--	--
2002-03	Boston College	HE	36	18	39	57	18	15	6	2	3	104	--	--	--	--	--

**DANIEL FERNHOLM** - Defenseman HT/WT: 6-4, 218 Shoots: Left  
 Born: 12/20/1983 Birthplace: Stockholm, Sweden  
 Acquired: Pittsburgh's fourth round choice (101st overall) in the 2002 Entry Draft

YEAR	TEAM	LEAGUE	GP	G	A	PTS	PIM	+/	PP	SH	GW	S	GP	G	A	PTS	PIM
2001-02	Djurgarden	Sweden Jr.	8	6	13	19	0	--	--	--	--	--	--	--	--	--	--
2002-03	Huddinge	Sweden Jr.	39	6	10	16	20	-8	--	--	--	--	--	--	--	--	--



# IN THE SYSTEM

**PATRICK FOLEY** - Left Wing HT/WT: 6-1, 220 Shoots: Left  
 Born: 1/24/1981 Birthplace: Boston, MA  
 Acquired: Pittsburgh's sixth round choice (185th overall) in the 2000 Entry Draft

YEAR	TEAM	LEAGUE	GP	G	A	PTS	PIM	+/-	PP	SH	GW	S	GP	G	A	PTS	PIM
1999-00	New Hampshire	HE	30	3	7	10	61	--	--	--	--	--	--	--	--	--	--
2000-01	New Hampshire	HE	--	--	--	--	--	--	--	--	--	--	--	--	--	--	--
2001-02	New Hampshire	HE	35	8	4	12	58	-2	1	0	2	61	--	--	--	--	--
2002-03	New Hampshire	HE	39	8	10	18	38	6	0	0	2	59	--	--	--	--	--

**ROBERT GOEFPERT** - Goaltender HT/WT: 5-10, 170 Catches: Right  
 Born: 5/9/1983 Birthplace: Ozone Park, NY  
 Acquired: Pittsburgh's sixth round choice (171st overall) in the 2002 Entry Draft

Year	Club	League	GP	W-L-T	MP	GA	SO	GAA	GP	W-L	MP	GA	SO	GAA
2001-02	Cedar Rapids	USHL	51	----	2918	99	8	2.04	--	--	--	--	--	--
2002-03	Providence	HE	13	6-6-1	753	30	1	2.39	--	--	--	--	--	--

**PETR HAVELKA** - Left Wing HT/WT: 6-2, 185 Shoots: Left  
 Born: 3/4/1979 Birthplace: Most, Czech Republic  
 Acquired: Pittsburgh's sixth round choice (152nd overall) in the 1997 Entry Draft

YEAR	TEAM	LEAGUE	GP	G	A	PTS	PIM	+/-	PP	SH	GW	S	GP	G	A	PTS	PIM
1996-97	Sparta Praha	Czech Jr	22	14	13	27	--	--	--	--	--	--	--	--	--	--	--
1997-98	Sparta Praha	Czech Jr	INJURED														
1998-99	Sparta Praha	Czech Jr	5	7	3	10	--	--	--	--	--	--	--	--	--	--	--
	Kladno	Czech	3	0	0	0	--	--	--	--	--	--	--	--	--	--	--
1999-00	Sparta Praha	Czech	10	0	1	1	0	--	--	--	--	--	3	0	0	0	0
	Kladno	Czech	6	1	2	3	2	--	--	--	--	--	--	--	--	--	--
2000-01	Sparta Praha	Czech	--	--	--	--	--	--	--	--	--	--	7	1	0	1	2
2002-03	Sparta Praha	Czech	47	10	6	16	38	9	--	--	--	--	8	1	3	4	0

**MIKHAIL KAZAKEVICH** - Left Wing HT/WT: Shoots: Left  
 Born: January 14, 1976 Birthplace: Murmansk, Russia  
 Acquired: Pittsburgh's 10th round choice (258th overall) in the 1994 Entry Draft

YEAR	TEAM	LEAGUE	GP	G	A	PTS	PIM	+/-	PP	SH	GW	S	GP	G	A	PTS	PIM
1992-93	Yaroslavl	Russia	7	0	1	1	0	--	--	--	--	--	3	0	0	0	0
1993-94	Yaroslavl	Russia	4	0	0	0	2	--	--	--	--	--	--	--	--	--	--
1994-95	Yaroslavl	Russia	11	1	3	4	2	--	--	--	--	--	--	--	--	--	--
1995-96	Moncton	QMJHL	41	7	13	20	16	--	--	--	--	--	--	--	--	--	--
	Shawinigan	QMJHL	14	1	3	4	8	--	--	--	--	--	4	0	1	1	2
1996-97	Khimik	Russia	1	0	0	0	0	--	--	--	--	--	--	--	--	--	--
1997-98	Saratov	Russia	10	0	1	1	8	--	--	--	--	--	--	--	--	--	--
1998-99	Spartak	Russia	15	2	10	12	18	--	--	--	--	--	14	5	4	9	8
1999-00	Spartak	Russia	40	9	9	18	28	--	--	--	--	--	--	--	--	--	--
2000-01	NOT AVAILABLE																
2001-02	Zavolzhie	Russia	54	13	15	28	30	--	--	--	--	--	--	--	--	--	--
2002-03	Yuzhny Ural Orsk	Russia	7	0	0	0	6	-5	--	--	--	--	--	--	--	--	--
	Kirovo-Chepetsk	Russia	27	3	4	7	32	-2	--	--	--	--	--	--	--	--	--

**RYAN LANNON** - Defenseman HT/WT: 6-2, 220 Shoots: Left  
 Born: 12/14/1982 Birthplace: Worcester, MA  
 Acquired: Pittsburgh's eighth round choice (239th overall) in the 2002 Entry Draft

YEAR	TEAM	LEAGUE	GP	G	A	PTS	PIM	+/-	PP	SH	GW	S	GP	G	A	PTS	PIM
2001-02	Harvard	ECAC	33	0	2	2	38	--	0	0	0	--	--	--	--	--	--
2002-03	Harvard	ECAC	34	3	11	14	39	14	0	1	0	--	--	--	--	--	--

**MIKA LEHTO** - Goaltender HT/WT: 5-11, 175 Catches: Left  
 Born: 4/12/1979 Birthplace: Vammala, Finland  
 Acquired: Pittsburgh's eighth round choice (224th overall) in the 1998 Entry Draft

Year	Club	League	GP	W-L-T	MP	GA	SO	GAA	GP	W-L	MP	GA	SO	GAA
1997-98	Assat Jr	Finnish Jr	36	----	2160	103	2	2.80	--	--	--	--	--	--
1998-99	Assat Jr	Finnish Jr	19	----	1153	62	--	3.23	--	--	--	--	--	--
	Assat	Finland	11	----	584	28	--	2.80	--	--	--	--	--	--
1999-00	Assat	Finland	23	----	1099	87	--	4.75	--	--	--	--	--	--
2000-01	JyP Jyvaskyla	Finland	41	12-20-8	2384	126	1	3.17	--	--	--	--	--	--
2001-02	JyP Jyvaskyla	Finland	37	10-17-9	2167	107	6	2.96	--	--	--	--	--	--
2002-03	Tappara	Finland	27	12-11-4	1512	45	3	1.79	14	10-3	928	23	2	1.49

# IN THE SYSTEM



**VLADIMIR MALENKYKH** - Defenseman HT/WT: 6-1, 190 Shoots: Left  
 Born: 10/1/80 Birthplace: Moscow, Russia  
 Acquired: Pittsburgh's fifth round choice (157th overall) in the 1999 Entry Draft

YEAR	TEAM	LEAGUE	GP	G	A	PTS	PIM	+/-	PP	SH	GW	S	GP	G	A	PTS	PIM
1998-99	Togliatti	Russia	9	0	0	0	2	--	--	--	--	--	--	--	--	--	--
1999-00	CSK Samara	Russia	7	0	1	1	4	--	--	--	--	--	--	--	--	--	--
2000-01	Togliatti	Russia	25	1	1	2	14	--	--	--	--	--	5	0	0	0	26
2001-02	Togliatti	Russia	48	5	3	8	86	--	--	--	--	--	--	--	--	--	--
2002-03	Togliatta	Russia	30	3	1	4	36	--	--	--	--	--	10	0	0	0	6

**ONDREJ NEMEC** - Defenseman HT/WT: 6-0, 196 Shoots: Right  
 Born: 4/18/1984 Birthplace: Tribec, Czech Republic  
 Acquired: Pittsburgh's second round choice (35th overall) in the 2002 Entry Draft

YEAR	TEAM	LEAGUE	GP	G	A	PTS	PIM	+/-	PP	SH	GW	S	GP	G	A	PTS	PIM
2001-02	Vsetin	Czech Rep.	44	5	3	8	79	--	--	--	--	--	--	--	--	--	--
2002-03	Vsetin	Czech Rep.	39	2	7	9	40	--	--	--	--	--	4	0	0	0	2

**ANDY SCHNEIDER** - Defenseman HT/WT: 6-1, 215 Shoots: Left  
 Born: 7/31/1981 Birthplace: Grand Forks, ND  
 Acquired: Pittsburgh's fifth round choice (156th overall) in the 2001 Entry Draft

YEAR	TEAM	LEAGUE	GP	G	A	PTS	PIM	+/-	PP	SH	GW	S	GP	G	A	PTS	PIM
1999-00	Lincoln	USHL	46	7	10	17	102	--	--	--	--	--	--	--	--	--	--
2000-01	Lincoln	USHL	54	12	24	36	134	--	--	--	--	--	--	--	--	--	--
2001-02	North Dakota	WCHA	35	3	11	14	65	11	2	0	0	63	--	--	--	--	--
2002-03	North Dakota	WCHA	43	11	30	41	52	26	5	0	2	131	--	--	--	--	--

**TIMO SEIKKULA** - Left Wing HT/WT: 6-2, 185 Shoots: Left  
 Born: 5/27/1978 Birthplace: Kalajoki, Finland  
 Acquired: Pittsburgh's ninth round choice (238th overall) in the 1996 Entry Draft

YEAR	TEAM	LEAGUE	GP	G	A	PTS	PIM	+/-	PP	SH	GW	S	GP	G	A	PTS	PIM
1996-97	Kiekko	Finland	36	4	5	9	26	--	--	--	--	--	--	--	--	--	--
1997-98	Turko	Finland	15	4	4	8	8	--	--	--	--	--	--	--	--	--	--
	Turko Jr	Finn Jr.	12	6	2	8	10	--	--	--	--	--	--	--	--	--	--
1998-99	Kalpa	Finland	52	3	8	11	40	--	--	--	--	--	--	--	--	--	--
1999-00	Kokkola	Finland	26	1	5	6	18	-11	--	--	--	--	--	--	--	--	--

**ANDREW SERTICH** - Left Wing HT/WT: 6-0, 171 Shoots: Left  
 Born: 5/6/1983 Birthplace: Coleraine, MN  
 Acquired: Pittsburgh's fifth round choice (136th overall) in the 2002 Entry Draft

YEAR	TEAM	LEAGUE	GP	G	A	PTS	PIM	+/-	PP	SH	GW	S	GP	G	A	PTS	PIM
2001-02	Greenway	USHSW	26	24	48	72	35	--	--	--	--	--	--	--	--	--	--
2002-03	Minnesota	WCHA	44	5	9	14	12	--	--	--	--	--	--	--	--	--	--

**NOAH WELCH** - Defenseman HT/WT: 6-1, 209 Shoots: Left  
 Born: 7/28/1983 Birthplace: Brighton, MA  
 Acquired: Pittsburgh's second round choice (54th overall) in the 2001 Entry Draft

YEAR	TEAM	LEAGUE	GP	G	A	PTS	PIM	+/-	PP	SH	GW	S	GP	G	A	PTS	PIM
1999-00	St. Sebastiens	USHSE	26	4	11	15	35	--	--	--	--	--	--	--	--	--	--
2000-01	St. Sebastiens	USHSE	30	11	20	31	37	--	--	--	--	--	--	--	--	--	--
2001-02	Harvard	ECAC	26	5	5	10	54	--	1	0	1	--	--	--	--	--	--
2002-03	Harvard	ECAC	34	6	22	28	70	--	2	0	1	--	--	--	--	--	--

**RYAN WHITNEY** - Defenseman HT/WT: 6-4, 202 Shoots: Left  
 Born: 2/19/1983 Birthplace: Boston, MA  
 Acquired: Pittsburgh's first round choice (fifth overall) in the 2002 Entry Draft

YEAR	TEAM	LEAGUE	GP	G	A	PTS	PIM	+/-	PP	SH	GW	S	GP	G	A	PTS	PIM
2000-01	US National	USHL	60	9	31	40	86	--	--	--	--	--	--	--	--	--	--
2001-02	Boston U.	HE	31	4	15	19	44	--	--	--	--	--	--	--	--	--	--
	United States	WJC	7	1	2	3	20	--	--	--	--	--	--	--	--	--	--
2002-03	Boston U.	HE	34	3	10	13	48	--	--	--	--	--	--	--	--	--	--
	United States	WJC	7	1	4	5	14	--	--	--	--	--	--	--	--	--	--



# 2003 ENTRY DRAFT



Number one overall draft pick Marc-Andre Fleury with (from left to right) Craig Patrick, Ed Johnston, Greg Malone and Eddie Olczyk.

## MARC-ANDRE FLEURY - Goaltender

**HT/WT:** 6-2, 172 **Catches:** Left  
**Born:** November 28, 1984 **Birthplace:** Sorel, PQ  
**Drafted:** First Round, first overall

YEAR	TEAM	LEAGUE	GP	MP	W-L-T	SO	GAA	GP	MP	W-L	SO	GAA
2002-03	Cape Breton	QMJHL	51	2889	17-24-6	2	3.36	4	228	0-4	0	4.47
2001-02	Cape Breton	QMJHL	55	3043	26-14-8	2	2.78	16	1003	7-9	0	3.29
2000-01	Cape Breton	QMJHL	35	1704	12-13-2	0	4.05	2	32	0-1	0	7.50

## RYAN STONE - Center

**HT/WT:** 6-1, 199 **Shoots:** Left  
**Born:** March 20, 1985 **Birthplace:** Calgary, AB  
**Drafted:** Second Round, 32nd overall

YEAR	TEAM	LEAGUE	GP	G	A	PTS	PIM	GP	G	A	PTS	PIM
2002-03	Brandon	WHL	54	14	31	45	158	12	4	2	6	20
2001-02	Brandon	WHL	65	11	27	38	128	19	0	3	3	39

## JONATHAN FILEWICH - Right Wing

**HT/WT:** 6-2, 208 **Shoots:** Right  
**Born:** October 2, 1984 **Birthplace:** Kelowna, BC  
**Drafted:** Third Round, 70th overall

YEAR	TEAM	LEAGUE	GP	G	A	PTS	PIM	GP	G	A	PTS	PIM
2002-03	Prince George	WHL	51	27	27	54	45	5	1	1	2	2
2001-02	Prince George	WHL	66	13	19	32	23	7	2	0	2	2
2000-01	Prince George	WHL	61	9	16	25	32	--	--	--	--	--
1999-00	Prince George	WHL	3	0	0	0	2	--	--	--	--	--

## DANIEL CARCILLO - Left Wing

**HT/WT:** 5-11, 183 **Shoots:** Left  
**Born:** January 28, 1985 **Birthplace:** King City, ON  
**Drafted:** Third Round, 73rd overall

YEAR	TEAM	LEAGUE	GP	G	A	PTS	PIM	GP	G	A	PTS	PIM
2002-03	Sarnia	OHL	68	29	37	66	157	6	0	4	4	14

## PAUL BISSONNETTE - Defense

**HT/WT:** 6-2, 211 **Shoots:** Left  
**Born:** March 11, 1985 **Birthplace:** Welland, ON  
**Drafted:** Fourth Round, 121st overall

YEAR	TEAM	LEAGUE	GP	G	A	PTS	PIM	GP	G	A	PTS	PIM
2002-03	Saginaw	OHL	67	7	16	23	57	--	--	--	--	--
2001-02	North Bay	OHL	57	3	3	6	21	5	0	0	0	2



# 2003 ENTRY DRAFT



## EVGENI ISAKOV - Left Wing

**HT/WT:** 6-1, 196 **Shoots:** Left  
**Born:** October 13, 1984 **Birthplace:** Krasnoyarsk, Russia  
**Drafted:** Fifth Round, 161st overall

YEAR	TEAM	LEAGUE	GP	G	A	PTS	PIM	GP	G	A	PTS	PIM
2002-03	Cherepovets	Russia	33	0	3	3	12	--	--	--	--	--

## LUKAS BOLF - Defense

**HT/WT:** 6-1, 189 **Shoots:** Left  
**Born:** February 20, 1985 **Birthplace:**  
**Drafted:** Sixth Round, 169th overall

YEAR	TEAM	LEAGUE	GP	G	A	PTS	PIM	GP	G	A	PTS	PIM
2002-03	Sparta Jr.	Czech Rep.	--	--	--	--	--	--	--	--	--	--

## ANDY CHIODO - Goaltender

**HT/WT:** 5-11, 192 **Catches:** Left  
**Born:** April 25, 1983 **Birthplace:** Toronto, ON  
**Drafted:** Seventh Round, 199th overall

YEAR	TEAM	LEAGUE	GP	MP	W-L-T	SO	GAA	GP	MP	W-L	SO	GAA
2002-03	Toronto	OHL	57	3065	26-18-6	3	3.01	18	1021	10-8	1	3.29
2001-02	Toronto	OHL	33	1743	14-10-3	2	2.72	7	288	3-1	0	3.54
2000-01	Toronto	OHL	38	2069	18-12-5	4	2.49	9	479	2-6	0	3.76

## STEPHEN DIXON - Center

**HT/WT:** 5-11, 185 **Shoots:** Left  
**Born:** September 7, 1985 **Birthplace:** Halifax, NS  
**Drafted:** Seventh Round, 229th overall

YEAR	TEAM	LEAGUE	GP	G	A	PTS	PIM	GP	G	A	PTS	PIM
2002-03	Cape Breton	QMJHL	72	28	42	70	54	4	0	0	0	6
2001-02	Cape Breton	QMJHL	64	16	15	31	12	16	3	5	8	12

## JOE JENSEN - Center

**HT/WT:** 5-11, 180 **Shoots:** Left  
**Born:** February 6, 1983 **Birthplace:** Maple Grove, MN  
**Drafted:** Eighth Round, 232nd overall

YEAR	TEAM	LEAGUE	GP	G	A	PTS	PIM	GP	G	A	PTS	PIM
2002-03	St. Cloud State	WCHA	37	9	9	18	14	--	--	--	--	--
2001-02	Sioux Falls	USHL	57	20	26	46	135	3	0	0	0	6
2000-01	Sioux Falls	USHL	56	14	20	34	59	8	2	4	6	12

## MATT MOULSON - Left Wing

**HT/WT:** 6-1, 195 **Shoots:** Left  
**Born:** November 1, 1983 **Birthplace:** Mississauga, ON  
**Drafted:** Ninth Round, 263rd overall

YEAR	TEAM	LEAGUE	GP	G	A	PTS	PIM	GP	G	A	PTS	PIM
2002-03	Cornell	ECAC	33	13	10	23	22	--	--	--	--	--



# ROSTER

Player	HT/WT	Birthplace	DOB (Age)
<b>FORWARDS</b>			
Ramzi Abid-19	6-2/210	Montreal, PQ	3/24/1980 (23)
Jim Abbott	6-1/190	New York, NY	5/3/1980 (23)
Colby Armstrong	5-11/185	Lloydminster, SK	11/23/1982 (20)
Kris Beech-16	6-2/209	Salmon Arm, BC	2/5/1981 (22)
Matt Bradley-8	6-2/195	Stittsville, ON	6/13/1978 (25)
Kelly Buchberger-7	6-2/200	Langenburg, SK	12/2/1966 (36)
Daniel Carcillo	5-11/183	King City, ON	1/28/1985 (18)
Erik Christensen	6-1/185	Edmonton, AB	12/17/1983 (19)
Steve Crampton	6-2/200	Winnipeg, MN	4/12/1982 (21)
Stephen Dixon	5-11/185	Halifax, NS	9/7/1985 (17)
Mike Eastwood-20	6-3/216	Ottawa, ON	7/1/1967 (36)
Shane Endicott-41	6-4/200	Saskatoon, SK	12/21/1981 (21)
Rico Fata-9	6-0/200	Sault St. Marie, ON	2/12/1980 (23)
Jonathan Filewich	6-2/208	Kelowna, BC	10/2/1984 (18)
Brian Holzinger-15	5-11/186	Parma, OH	10/10/1972 (30)
Matt Hussey	6-2/195	New Haven, CT	5/28/1979 (24)
Konstantin Koltsov-48	6-0/201	Minsk, Belarus	4/17/1981 (22)
Tom Kostopoulos-36	6-0/200	Mississauga, ON	1/24/1979 (24)
Milan Kraft-14	6-3/214	Plzen, Czech Rep.	1/17/1980 (23)
Guillaume Lefebvre-33	6-1/200	Amos, PQ	5/7/1981 (22)
Mario Lemieux-66	6-4/230	Montreal, PQ	10/5/1965 (37)
Ryan Malone	6-4/210	Pittsburgh, PA	12/1/1979 (23)
Steve McKenna-23	6-8/252	Toronto, ON	8/21/1973 (30)
Eric Meloche-72	5-10/197	Montreal, PQ	5/11/1976 (27)
Aleksey Morozov-95	6-1/204	Moscow, Russia	2/16/1977 (26)
Matt Murley	6-1/192	Troy, NY	12/17/1979 (23)
Michel Ouellet	6-0/190	Rimouski, PQ	3/5/1982 (21)
Cam Paddock	6-1/185	N. Vancouver, BC	3/22/1983 (20)
Toby Petersen-17	5-9/197	Minneapolis, MN	10/27/1978 (24)
Michal Sivek-12	6-3/213	Nachod, Czech Rep.	1/21/1981 (22)
Martin Straka-82	5-9/178	Plzen, Czech Rep.	9/3/1972 (31)
Ryan Stone	6-1/199	Calgary, AB	3/20/1985 (18)
Tomas Surovy-43	6-0/191	Banska Bystrica, Slovakia	9/24/1981 (21)
Maxime Talbot	5-11/176	Lemoyne, PQ	2/11/1984 (19)
<b>DEFENSEMEN</b>			
Marc Bergevin-25	6-1/209	Montreal, PQ	8/11/1965 (38)
Paul Bissonette	6-2/211	Welland, ON	3/11/1985 (18)
Brendan Buckley	6-1/200	Needham, MA	2/26/1977 (26)
Drew Fata	6-1/209	Sault Ste. Marie, ON	7/28/1983 (20)
Dan Focht-4	6-6/234	Regina, SK	2/11/1977 (26)
David Koci	6-6/225	Prague, Czech Rep.	5/12/1981 (22)
Ross Lupaschuk-34	6-1/218	Edmonton, AB	1/19/1981 (22)
Josef Melichar-2	6-2/222	Ceske-Budjovice, Czech Rep.	1/20/1979 (24)
Ondrej Nemecek	6-1/196	Tribec, Czech Rep.	4/18/1984 (19)
Brooks Orpik-3	6-2/224	San Francisco, CA	9/26/1980 (22)
Darcy Robinson	6-3/221	Kamloops, BC	5/3/1981(22)
Alexandre Rouleau	6-1/190	Mont-Laurier, PQ	7/29/1982 (21)
Michal Rozsival-28	6-1/212	Vlasim, Czech Rep.	9/3/1978 (25)
Rob Scuderi	6-2/194	Syosset, NY	12/30/1978 (24)
Dick Tarnstrom-32	6-2/205	Sundyberg, Sweden	1/20/1975 (28)
<b>GOALTENDERS</b>			
Jean-Sebastien Aubin-30	5-11/180	Montreal, PQ	7/19/1977 (26)
Martin Brochu	6-0/200	Anjou, PQ	3/10/73 (30)
Sebastien Caron-31	6-1/170	Amqui, PQ	6/25/1980 (23)
Andy Chiodo	5-11/192	Toronto, ON	4/25/1983 (20)
Marc-Andre Fleury-29	6-2 / 172	Sorel, Quebec	11/28/1984 (18)

# ROSTER



Player	How Acquired Draft (YR: Pick O/A Round) Trade (Month/Year)	Junior/College Team
<b>FORWARDS</b>		
Ramzi Abid-19	Trade with Phoenix (March 2003)	Junior - Halifax (QMJHL)
Jim Abbott	Entry Draft - 2000 (7-216-7)	College - New Hampshire (HE)
Colby Armstrong	Entry Draft - 2001 (1-21-1)	Junior - Red Deer (WHL)
Kris Beech-16	Trade with Washington (July 2001)	Junior - Calgary (WHL)
Matt Bradley-8	Trade with San Jose (March 2003)	Junior - Kingston (OHL)
Kelly Buchberger-7	Free Agent (July 2003)	Junior - Moose Jaw (WHL)
Daniel Carillo	Entry Draft - 2003 (4-73-3)	Junior - Sarnia (OHL)
Erik Christensen	Entry Draft - 2002 (3-69-3)	Junior - Kamloops (WHL)
Steve Crampton	Entry Draft - 2000 (8-248-8)	Junior - Moose Jaw (WHL)
Stephen Dixon	Entry Draft - 2003 (9-229-7)	Junior - Cape Breton (QMJHL)
Mike Eastwood-20	Free Agent (July 2003)	College - Western Michigan (CCHA)
Shane Endicott-41	Entry Draft - 2000 (2-52-2)	Junior - Seattle (WHL)
Rico Fata-9	Trade with NY Rangers (Feb. 2003)	Junior - London (OHL)
Jonathan Filewich	Entry Draft - 2003 (3-70-3)	Junior - Prince George (WHL)
Brian Holzinger-15	Trade with Tampa Bay (March 2003)	College - Bowling Green (CCHA)
Matt Hussey	Entry Draft - 1998 (10-254-9)	College - Wisconsin (WCHA)
Konstantin Koltsov-48	Entry Draft - 1999 (1-18-1)	Cherepovets (Russia)
Tom Kostopoulos-36	Entry Draft - 1999 (9-204-7)	Junior - London (OHL)
Milan Kraft-14	Entry Draft - 1998 (1-23-1)	Ptzen (Czech Republic)
Guillaume Lefebvre-33	Trade with Phoenix (March 2003)	Junior - Rouyn Noranda (QMJHL)
Mario Lemieux-66	Entry Draft - 1984 (1-1-1)	Junior - Laval (QMJHL)
Ryan Malone	Entry Draft - 1999 (5-115-4)	College - St. Cloud State (WCHA)
Steve McKenna-23	Free Agent (July 2002)	College - Merrimack (HE)
Eric Meloche-72	Entry Draft - 1996 (12-186-7)	College - Ohio St. (CCHA)
Aleksey Morozov-95	Entry Draft - 1995 (1-24-1)	Krylja Sovetov (Russia)
Matt Murley	Entry Draft - 1999 (2-51-2)	College - RPI (ECAC)
Michel Ouellet	Entry Draft - 2000 (4-124-4)	Junior - Rimouski (QMJHL)
Cam Paddock	Entry Draft - 2002 (6-137-5)	Junior - Kelowna (WHL)
Toby Petersen-17	Entry Draft - 1998 (9-244-9)	College - Colorado Col. (WCHA)
Michal Sivek-12	Trade with Washington (July 2001)	Junior - Prince Albert (WHL)
Martin Straka-82	Free Agent (August 1997)	Skoda Ptzen (Czech Republic)
Ryan Stone	Entry Draft - 2003 (2-32-2)	Junior - Brandon (WHL)
Tomas Surovy-43	Entry Draft - 2001 (5-120-4)	HC Poprad (Slovakia)
Maxime Talbot	Entry Draft - 2002 (9-234-8)	Junior - Hull (QMJHL)
<b>DEFENSEMEN</b>		
Marc Bergevin-25	Trade with Tampa Bay (June 2003)	Junior - Chicoutimi (QMJHL)
Paul Bissonette	Entry Draft - 2003 (5-121-4)	Junior - Saginaw (OHL)
Brendan Buckley	Free Agent (Sept. 2000)	College - Boston College (HE)
Drew Fata	Entry Draft - 2001 (3-86-3)	Junior - Toronto St. Michael's (OHL)
Dan Focht-4	Trade with Phoenix (March 2003)	Junior - Regina (WHL)
David Koci	Entry Draft - 2000 (5-146-5)	Sparta Praha Jr. (Czech Republic)
Ross Lupaschuk-34	Trade with Washington (July 2001)	Junior - Red Deer (WHL)
Josef Melichar-2	Entry Draft - 1997 (3-71-3)	Budjovice (Czech Republic)
Ondrej Nemecek	Entry Draft - 2002 (2-35-2)	Vsetin (Czech Republic)
Brooks Orpik-3	Entry Draft - 2000 (1-18-1)	College - Boston College (HE)
Darcy Robinson	Entry Draft - 1999 (10-233-8)	Junior - Saskatoon (WHL)
Alexandre Rouleau	Entry Draft - 2001 (4-96-3)	Val d'Or (QMJHL)
Michal Rozsival-28	Entry Draft - 1996 (7-105-4)	Junior - Swift Current (WHL)
Rob Scuderi	Entry Draft - 1998 (5-134-5)	College - Boston College (HE)
Dick Tarnstrom-32	Waivers - NY Islanders (August 2002)	ALK Solna (Sweden)
<b>GOALTENDERS</b>		
Jean-Sebastien Aubin-30	Entry Draft - 1995 (3-76-3)	Junior - Sherbrooke (QMJHL)
Martin Brochu	Free Agent (August 2003)	Junior - Hull (QMJHL)
Sebastien Caron-31	Entry Draft - 1999 (4-86-3)	Junior - Rimouski (QMJHL)
Andy Chiodo	Entry Draft - 2003 (8-199-7)	Junior - Toronto St. Michael's (OHL)
Marc-Andre Fleury-29	Entry Draft - 2003 (1-1-1)	Junior - Cape Breton (QMJHL)



# ROSTER

Player	2002-03 Club(s)	2002-03 Stats				
		GP	G	A	PIS	PIM
<b>FORWARDS</b>						
Ramzi Abid-19	PITTSBURGH (NHL)	3	0	0	0	2
	PHOENIX (NHL)	30	10	8	18	30
	Springfield (AHL)	27	15	10	25	50
Jim Abbott	U. of New Hamp. (HE)	42	12	18	30	34
Colby Armstrong	W-B/Scranton (AHL)	73	7	11	18	76
Kris Beech-16	PITTSBURGH (NHL)	12	0	1	1	6
	W-B/Scranton (AHL)	50	19	24	43	76
Matt Bradley-8	PITTSBURGH (NHL)	0	0	0	0	0
	SAN JOSE (NHL)	46	2	3	5	37
Kelly Buchberger-7	PHOENIX (NHL)	79	3	9	12	109
Daniel Carcillo	Samia (OHL)	68	29	37	66	157
Erik Christensen	Kamloops (WHL)	67	54	54	108	60
Steve Crampton	Wheeling (ECHL)	69	13	26	39	79
Stephen Dixon	Cape Breton (QMJHL)	72	28	42	70	54
Mike Eastwood-20	CHICAGO (NHL)	53	2	10	12	24
	ST. LOUIS (NHL)	17	1	3	4	8
Shane Endicott-41	W-B/Scranton (AHL)	73	13	26	39	66
Rico Fata-9	PITTSBURGH (NHL)	27	5	8	13	10
	NY RANGERS (NHL)	36	2	4	6	6
	Hartford (AHL)	9	8	6	14	6
Jonathan Flewlich	Prince George (WHL)	51	27	27	54	45
Brian Holzinger-15	PITTSBURGH (NHL)	9	1	2	3	6
	TAMPA BAY (NHL)	5	0	1	1	2
	Springfield (AHL)	28	6	20	26	16
Matt Hussey	W-B/Scranton (AHL)	69	12	11	23	28
Konstantin Koltsov-48	PITTSBURGH (NHL)	2	0	0	0	0
	W-B/Scranton (AHL)	65	9	21	30	41
Tom Kostopoulos-36	PITTSBURGH (NHL)	8	0	1	1	0
	W-B/Scranton (AHL)	71	21	42	63	131
Milan Kraft-14	PITTSBURGH (NHL)	31	7	5	12	10
	W-B/Scranton (AHL)	40	13	24	37	28
Guillaume Lefebvre-33	PITTSBURGH (NHL)	12	2	4	6	0
	W-B/Scranton (AHL)	1	1	0	1	2
	PHILADELPHIA (NHL)	14	0	0	0	4
	Philadelphia (AHL)	47	7	6	13	113
Mario Lemieux-66	PITTSBURGH (NHL)	67	28	63	91	43
Ryan Malone	W-B/Scranton (AHL)	3	0	1	1	2
	St. Cloud State (WCHA)	27	16	20	36	85
Steve McKenna-23	PITTSBURGH (NHL)	79	9	1	10	128
Eric Meloche-72	PITTSBURGH (NHL)	13	5	1	6	4
	W-B/Scranton (AHL)	27	12	17	29	95
Aleksey Morozov-95	PITTSBURGH (NHL)	59	2	16	26	16
Matt Murley	W-B/Scranton (AHL)	73	21	37	58	45
Michel Ouellet	W-B/Scranton (AHL)	4	0	2	2	0
	Wheeling (ECHL)	55	20	26	46	40
Cam Paddock	Kelowna (WHL)	71	33	26	59	107
Toby Petersen-17	W-B/Scranton (AHL)	80	31	35	66	24
Michal Sivek-12	PITTSBURGH (NHL)	38	3	3	6	14
	W-B/Scranton (AHL)	40	10	17	27	33
Martin Straka-82	PITTSBURGH (NHL)	60	18	28	46	12
Ryan Stone	Brandon (WHL)	54	14	31	45	158
Tomas Surovy-43	PITTSBURGH (NHL)	26	4	7	11	10
	W-B/Scranton (AHL)	39	19	20	39	18
Maxime Talbot	Hull (QMJHL)	69	46	58	104	130
<b>DEFENSEMEN</b>						
Marc Bergevin-25	PITTSBURGH (NHL)	69	2	5	7	36
	TAMPA BAY (NHL)	1	0	0	0	0
Paul Bissonette	Saginaw (OHL)	67	7	16	23	57
Brendan Buckley	W-B/Scranton (AHL)	80	2	6	8	99
Drew Fata	Kingston (OHL)	34	2	17	19	64
	St. Michael's (OHL)	35	6	13	19	66
Dan Focht-4	PITTSBURGH (NHL)	12	0	3	3	19
	PHOENIX (NHL)	10	0	0	0	10
	Springfield (AHL)	37	2	7	9	80
David Koci	W-B/Scranton (AHL)	9	0	0	0	4
	Wheeling (ECHL)	48	0	1	1	103
Ross Lupaschuk-34	PITTSBURGH (NHL)	3	0	0	0	4
	W-B/Scranton (AHL)	74	18	18	36	101
Josef Melichar-2	PITTSBURGH (NHL)	8	0	0	0	2
Ondrej Nemeč	Vestín (Czech League)	39	2	7	9	40
Brooks Orpik-3	PITTSBURGH (NHL)	71	0	0	6	2
	W-B/Scranton (AHL)	71	6	4	7	105
Darcy Robinson	W-B/Scranton (AHL)	48	1	7	8	89
	Wheeling (ECHL)	1	0	1	1	0
Alexandre Rouleau	Quebec (QMJHL)	24	9	17	26	74
	Val-d'Or (QMJHL)	31	7	12	19	92
Michal Rozsival-28	PITTSBURGH (NHL)	53	4	6	10	40
Rob Scuderi	W-B/Scranton (AHL)	74	4	17	21	44
Dick Tarnstrom-32	PITTSBURGH (NHL)	61	7	34	41	50

Player	2002-03 Club	2002-03 Stats			GAA
		GP	MP	RECORD	
<b>GOALTENDERS</b>					
Jean-Sebastien Aubin-30	PITTSBURGH (NHL)	21	1132	6-13-0	3.13
	W-B/Scranton (AHL)	16	919	8-6-1	1.89
Martin Brochu	Cherepovets (Russia)	8	-----	-----	1.88
Sebastien Caron-31	PITTSBURGH (NHL)	24	1408	7-14-2	2.64
	W-B/Scranton (AHL)	27	1560	12-14-1	3.11
Andy Chiodo	Toronto (OHL)	57	3065	26-18-6	3.01
Marc-Andre Fleury-29	Cape Breton (QMJHL)	51	2889	17-24-6	3.36

# WILKES-BARRE/SCRANTON



## Wilkes-Barre/Scranton Penguins (AHL)

415 Arena Hub Plaza  
 Wilkes-Barre, PA 18702  
**Phone:** 570-208-PENS  
**Fax:** 570-208-5432  
**Website:** www.wbspenguins.com

**President:** Jeff Barrett  
**Executive V.P./COO:** Rich Hixon  
**Executive V.P./CFO:** Greg Petorak  
**Head Coach:** Michel Therrien  
**Assistant Coach:** Mike Yeo  
**Equipment Manager:** Mark Dumas  
**Asst. Equipment Manager:** Teddy Richards  
**Athletic Trainer:** Patrick Steidle, ATC  
**Vice President of Ticketing:** Neil Bossola  
**Director of Communications:** Tom Grace  
**Director of Media Relations:** Jim Morlock



**Director of Corporate Sales & Game Night Entertainment:** Jon Stephenson  
**Director of Marketing & Community Relations:** Katie Connors  
**Ticket Sales Manager:** Rob Belza  
**Ticket Sales Representative:** Nicole Krutz  
**Merchandise Manager:** Nick Bayachek  
**Fan Assistance Manager:** Nicole Williamson  
**Team Travel Manager & Assistant to the President:** Tamara Bearde  
**Director of Properties/Business Development:** Ken Bailey  
**Marketing & Communications Manager:** Will Beekman  
**Staff Accountant:** Paul Chilek

## 2003-04 SCHEDULE

DAY, DATE	OPPONENT	TIME	DAY, DATE	OPPONENT	TIME
Wed., Oct. 8	vs. NORFOLK	7:05 PM	Sat., Jan. 17	vs. PHILADELPHIA	7:05 PM
Sat., Oct. 11	vs. NORFOLK	7:05 PM	Sun., Jan. 18	vs. SYRACUSE	5:05 PM
Fri., Oct. 17	at Syracuse	7:30 PM	Fri., Jan. 23	vs. HERSHEY	7:05 PM
Wed., Oct. 22	at Norfolk	7:15 PM	Sun., Jan. 25	vs. NORFOLK	5:05 PM
Fri., Oct. 24	vs. PHILADELPHIA	7:05 PM	Fri., Jan. 30	vs. HERSHEY	7:05 PM
Sat., Oct. 25	vs. BRIDGEPORT	7:05 PM	Sat., Jan. 31	at Binghamton	7:05 PM
Wed., Oct. 29	vs. SYRACUSE	7:05 PM	Tue., Feb. 3	at Philadelphia	7:05 PM
Fri., Oct. 31	at Albany	7:00 PM	Fri., Feb. 6	vs. SYRACUSE	7:05 PM
Sat., Nov. 1	at Hershey	7:00 PM	Sat., Feb. 7	vs. LOWELL	7:05 PM
Sun., Nov. 2	at Worcester	4:05 PM	Wed., Feb. 11	vs. TORONTO	7:05 PM
Fri., Nov. 7	at Syracuse	7:30 PM	Fri., Feb. 13	vs. PORTLAND	7:05 PM
Sat., Nov. 8	vs SYRACUSE	7:05 PM	Sat., Feb. 14	vs. NORFOLK	7:05 PM
Sun., Nov. 9	vs. PROVIDENCE	5:05 PM	Mon., Feb. 16	vs. BINGHAMTON	5:05 PM
Sat., Nov. 15	at Portland	7:05 PM	Wed., Feb. 18	at Philadelphia	7:05 PM
Sun., Nov. 16	at Bridgeport	4:05 PM	Fri., Feb. 20	at Albany	7:00 PM
Fri., Nov. 21	vs. HERSHEY	7:05 PM	Sat., Feb. 21	at Syracuse	7:30 PM
Sat., Nov. 22	vs. PHILADELPHIA	7:05 PM	Wed., Feb. 25	at Binghamton	7:05 PM
Wed., Nov. 26	vs. PORTLAND	7:05 PM	Fri., Feb. 27	at Syracuse	7:30 PM
Fri., Nov. 28	at Philadelphia	7:05 PM	Sat., Feb. 28	at Toronto	4:00 PM
Sat., Nov. 29	at Springfield	7:35 PM	Sun., Feb. 29	at Toronto	5:00 PM
Sun., Nov. 30	at Hershey	5:00 PM	Wed., Mar. 3	vs. BINGHAMTON	7:05 PM
Fri., Dec. 5	at Providence	7:05 PM	Fri, Mar. 5	at Bridgeport	7:35 PM
Sat., Dec. 6	at Binghamton	7:05 PM	Sat., Mar. 6	vs. PHILADELPHIA	7:05 PM
Wed., Dec. 10	vs. HERSHEY	7:05 PM	Sun., Mar. 7	at Norfolk	4:00 PM
Fri., Dec. 12	vs. WORCESTER	7:05 PM	Wed., Mar. 10	at Norfolk	7:15 PM
Sat., Dec. 13	at Albany	7:00 PM	Fri., Mar. 12	at Norfolk	7:30 PM
Wed., Dec. 17	at Bridgeport	11:05AM	Sat., Mar. 13	vs. BINGHAMTON	7:05 PM
Fri., Dec. 19	at Binghamton	6:00 PM	Sun., Mar. 14	at Hershey	5:00 PM
Sat., Dec. 20	vs. ALBANY	7:05 PM	Wed., Mar. 17	vs. BRIDGEPORT	7:05 PM
Fri., Dec. 26	vs. NORFOLK	7:05 PM	Fri., Mar. 19	at Philadelphia	7:05 PM
Sat., Dec. 27	at Hershey	7:00 PM	Sun., Mar. 21	at Hershey	5:00 PM
Sun., Dec. 28	at Norfolk	4:00 PM	Wed., Mar. 24	vs. MANCHESTER	7:05 PM
Tues., Dec. 30	vs. BRIDGEPORT	7:05 PM	Fri., Mar. 26	vs. HERSHEY	7:05 PM
Fri., Jan. 2	vs. SPRINGFIELD	6:05 PM	Sat., Mar. 27	vs. ALBANY	5:00 PM
Sat., Jan. 3	vs. HARTFORD	7:05 PM	Wed., Mar. 31	at Bridgeport	7:05 PM
Sun., Jan 4	at Philadelphia	5:05 PM	Fri., Apr. 2	vs. ALBANY	7:05 PM
Wed., Jan. 7	at Manchester	7:05 PM	Sat., Apr. 3	vs. PHILADELPHIA	7:05 PM
Fri., Jan. 9	at Lowell	7:00 PM	Wed., Apr. 7	vs. BINGHAMTON	7:05 PM
Sat., Jan. 10	at Portland	7:05 PM	Sat., Apr. 10	at Hartford	7:05 PM
Wed., Jan. 14	vs. TORONTO	7:05 PM	Sun., Apr. 11	vs. BRIDGEPORT	5:05 PM

Home Games in **Bold** and CAPS/All Times are Eastern Standard Time





# WILKES-BARRE/SCRANTON

## 2002-03 REGULAR SEASON STATISTICS

POS	NO	NAME	GP	G	A	PTS	+/-	PIM	PP	SH	GWG	GT	S	PCI
C	19	Toby Petersen	80	31	35	66	-18	24	12	0	3	2	221	14.0
RW	29	Tom Kostopoulos	71	21	42	63	-4	131	9	0	3	0	190	11.1
C	22	Matt Murley	73	21	37	58	-4	45	10	1	3	0	185	11.4
C	16	Kris Beech	50	19	24	43	-4	76	10	1	4	0	140	13.6
LW	25	Tomas Surovy	39	19	20	39	3	19	7	0	4	0	148	12.8
C	18	Shane Dupont	74	13	26	39	-7	68	3	0	0	1	130	10.0
D	10	Micki Dupont	14	1	4	5	-6	16	1	0	0	0	68	1.5
		TOTALS	58	13	25	38	-4	89	7	1	3	0	265	4.9
RW	11	Alexandre Daigle	40	9	29	38	-10	18	3	2	0	0	170	5.3
C	14	Milan Kraft	40	13	24	37	-16	28	4	0	2	2	107	12.1
D	8	Ross Lupaschuk	74	18	18	36	1	101	8	1	3	0	180	10.0
RW	28	Konstantin Koltsov	65	9	21	30	-8	41	1	0	0	0	118	7.6
RW	72	Eric Meloche	59	12	17	29	E	95	2	2	1	1	135	8.9
C	21	Michal Sivek	40	10	17	27	-11	33	2	2	3	0	116	8.6
D	--	Richard Lintner	6	1	4	5	-2	2	0	0	0	0	16	6.3
		TOTALS	32	7	18	26	-4	32	1	0	2	0	145	4.8
C	9	Matt Hussey	69	12	11	23	-2	28	4	1	0	0	124	9.7
D	2	Rob Scuderi	74	4	17	21	5	44	2	0	2	0	98	4.1
C	20	Colby Armstrong	73	7	11	18	-13	76	3	0	1	0	111	6.3
D	4	Brooks Orpik	71	4	14	18	5	105	0	0	1	0	79	5.1
RW	24	Jason MacDonald	56	4	7	11	1	137	1	0	0	0	72	5.6
D	23	Brendan Buckley	80	2	6	8	-15	99	0	0	1	0	83	2.4
D	5	Darcy Robinson	48	1	7	8	-5	89	1	0	0	0	12	8.3
RW	--	Michel Ouelett	4	0	2	2	1	0	0	0	0	0	2	0.0
RW	33	Guillaume Lefebvre	1	1	0	1	2	0	0	0	0	0	2	50.0
		TOTALS	48	8	6	14	11	113	0	0	2	0	73	10.9
RW	12	Ryan Malone	3	0	1	1	-1	2	0	0	0	0	2	0.0
C	--	Zenon Konopka	4	0	1	1	E	9	0	0	0	0	3	0.0
G	35	Sebastien Caron	27	0	1	1	--	2	0	0	0	0	0	0.0
G	34	Robbie Tallas	33	0	1	1	--	4	0	0	0	0	0	0.0
D	--	David Koci	9	0	0	0	E	4	0	0	0	0	7	0.0
G	--	Mike Valley	10	0	0	0	--	2	0	0	0	0	0	0.0
G	30	Jean-Sebastien Aubin	16	0	0	0	--	2	0	0	0	0	0	0.0
		PENGUINS TOTALS	80	245	410	655		1552	87	11	36	6	2700	9.1
		OPPONENT TOTALS	80	248	415	663		1799	70	15	37	1	2590	9.6

NO.	GOALTENDER	GP	MP	GAA	W-L-T	GA	SV	SV%	SO	EN
30	Jean-Sebastien Aubin	16	919	1.89	8-6-1	29	433	.937	3	3
--	Mike Valley	10	579	3.01	2-6-2	29	275	.905	1	4
35	Sebastien Caron	27	1561	3.11	12-14-1	81	764	.904	1	2
34	Robbie Tallas	33	1763	3.37	14-11-3	99	870	.898	0	1
	PENGUINS TOTALS	80	4845	3.07	36-37-7	248	2342	.904	5	10
	OPPONENT TOTALS	80	4845	3.03	37-36-7	245	2455	.909	6	4

# WILKES-BARRE/SCRANTON



## 2002-03 AHL STANDINGS

### EASTERN CONFERENCE EAST DIVISION

TEAM	W	L	I	OTL	PTS
Binghamton	43	26	9	2	97
Bridgeport	40	26	11	3	94
Hartford	33	27	12	8	86
Springfield	34	38	7	1	76
Albany	25	37	11	7	68

### NORTH DIVISION

TEAM	W	L	I	OTL	PTS
Providence	44	20	11	5	104
Manchester	40	23	11	6	97
Worcester	35	27	15	3	88
Portland	33	28	13	6	85
Lowell	19	51	7	3	48

### CANADIAN DIVISION

TEAM	W	L	I	OTL	PTS
Hamilton	49	19	8	4	110
Manitoba	37	33	8	2	84
St. John's	32	40	6	2	72
Saint John	32	41	6	1	71

### WESTERN CONFERENCE WEST DIVISION

TEAM	W	L	I	OTL	PTS
Houston	47	23	7	3	104
Chicago	43	25	8	4	98
San Antonio	36	29	11	4	86
Milwaukee	32	27	14	7	85
Utah	37	34	4	5	83

### CENTRAL DIVISION

TEAM	W	L	I	OTL	PTS
Grand Rapids	48	22	8	2	106
Rochester	31	30	14	5	81
Cincinnati	26	35	13	6	71
Syracuse	27	41	8	4	66
Cleveland	22	48	5	5	54

### SOUTH DIVISION

TEAM	W	L	I	OTL	PTS
Norfolk	37	26	12	5	91
Hershey	36	27	14	3	89
<b>WILKES-BARRE</b>	<b>36</b>	<b>32</b>	<b>7</b>	<b>5</b>	<b>84</b>
Philadelphia	33	33	6	8	80

## 2003 PLAYOFF STATISTICS

POS	NO	NAME	GP	G	A	PTS	+/-	PIM	PP	SH	GWG	S	PCT
C	14	Milan Kraft	6	2	4	6	5	4	0	1	0	14	14.3
RW	28	Konstantin Koltsov	6	2	4	6	5	4	0	0	0	13	15.4
C	21	Michal Sivek	6	3	2	4	3	20	0	0	0	20	15.0
LW	25	Tomas Surovy	6	2	3	5	3	2	1	0	1	20	10.0
C	19	Toby Petersen	6	1	3	4	2	4	1	0	1	23	4.3
D	10	Micki DuPont	6	3	0	3	3	21	1	0	0	21	14.3
RW	29	Tom Kostopoulos	6	1	2	3	1	7	0	0	0	11	9.1
C	16	Kris Beech	5	1	1	2	E	0	1	0	1	11	9.1
D	8	Ross Lupaschuk	4	0	2	2	E	20	0	0	0	6	0.0
C	18	Shane Endicott	6	0	2	2	E	4	0	0	0	4	0.0
C	22	Matt Murley	6	0	2	2	-3	15	0	0	0	11	0.0
D	5	Darcy Robinson	6	1	0	1	4	5	0	0	0	3	33.3
RW	72	Eric Meloche	6	1	0	1	E	20	0	0	0	12	8.3
RW	11	Alexandre Daigle	4	0	1	1	E	0	0	0	0	5	0.0
D	2	Rob Scuderi	6	0	1	1	3	4	0	0	0	4	0.0
G	31	Jean-Sebastien Aubin	6	0	1	1	--	0	0	0	0	0	0.0
RW	24	Jason MacDonald	1	0	0	0	-1	0	0	0	0	0	0.0
C	9	Matt Hussey	2	0	0	0	E	0	0	0	0	1	0.0
C	20	Colby Armstrong	3	0	0	0	-1	4	0	0	0	4	0.0
RW	33	Guillaume Lefebvre	5	0	0	0	-2	6	0	0	0	3	0.0
D	4	Brooks Orpik	6	0	0	0	3	14	0	0	0	9	0.0
D	23	Brendan Buckley	6	0	0	0	3	2	0	0	0	4	0.0
PENGUINS TOTALS			6	17	28	45		158	4	1	3	199	8.5
OPPONENT TOTALS			6	13	21	34		190	6	1	3	173	7.5

NO.	GOALTENDER	GP	MP	GAA	W-L	GA	SV	SV%	SO	EN
30	Jean-Sebastien Aubin	6	356	2.02	3-3	12	160	.930	0	1
PENGUINS TOTALS		6	360	2.17	3-3	13	160	.925	0	1
OPPONENT TOTALS		6	360	2.83	3-3	17	182	.915	0	0



# WHEELING

## WHEELING NAILERS (ECHL)

1144 Market Street  
Suite 202  
Wheeling, WV 26003  
Phone: (304) 234-4625  
Fax: (304) 233-4846  
Website: www.wheelingnailers.com



President, Nailers Hockey LLC: Robert Brooks  
President, Nailers Hockey LLC: James Brooks  
Head Coach: Pat Bingham  
Assistant Coach: TBA  
Athletic Trainer: David Hanna  
Vice President of Business Operations:  
David Flatley

Director of Communications / Broadcaster:  
Ned Bowdern  
Public Relations Representative: Ryan George  
Director of Ticket Sales: Christian Perez  
Group Sales Manager: Kelly Clutter  
Corporate Sales: Tanya Bingham  
Corporate Sales: Craig Boomer

## 2002-03 REGULAR SEASON STATISTICS

POS	NO	NAME	GP	G	A	PTS	+/-	PIM	PP	SH	GWG	\$	PCI
F	--	Zenon Konopka	68	22	48	70	9	231	4	1	4	156	14.1
RW	--	Michel Ouellet	55	20	26	46	-1	40	7	0	3	165	12.1
D	7	Mario Larocque	66	18	26	44	3	194	6	0	0	141	12.8
LW	--	Bobby Russell	37	26	13	39	16	38	5	5	0	188	13.8
LW	32	Mark Major	68	17	22	39	-14	135	4	1	4	145	11.7
F	12	Steve Crampton	69	13	26	39	-4	79	4	1	0	102	12.7
D	24	J.P. Soucy	66	7	26	33	-13	128	4	0	1	128	5.5
D	5	Dmitri Doulebenets	52	13	18	31	-4	26	2	3	3	97	13.4
F	23	Arpad Mihaly	69	8	22	30	-21	38	3	1	2	131	6.1
D	--	Matt Smith	53	6	13	19	2	132	1	0	1	126	4.8
RW	--	Matt Elich	25	3	6	9	-10	32	0	0	1	37	8.1
		TOTALS	37	7	10	17	-11	38	0	0	2	70	10.0
D	3	T.J. Reynolds	71	2	8	10	-18	371	1	0	0	62	3.2
LW	14	Tim Preston	22	4	4	8	-11	6	0	0	0	30	13.3
D	21	Derek Ernest	64	2	3	5	-13	240	0	0	0	29	6.9
D	--	Mark Moore	7	2	0	2	-7	6	1	0	0	11	18.2
		TOTALS	22	2	2	4	-10	28	1	0	0	32	6.3
D	--	Darcy Robinson	1	0	1	1	-2	0	0	0	0	1	0.0
LW	--	Jacques Lariviere	21	0	1	1	-8	77	0	0	0	14	0.0
G	--	Tyler MacKay	27	0	1	1	--	8	0	0	0	0	0.0
G	--	Mike Valley	44	0	1	1	--	4	0	0	0	0	0.0
D	--	David Koci	48	0	1	1	-5	103	0	0	0	54	0.0
C	3	David Del Monte	2	0	0	0	-4	0	0	0	0	0	0.0
G	--	David Chant	9	0	0	0	--	0	0	0	0	0	0.0
		WHEELING TOTALS	72	193	313	506		2139	51	13	28	2018	9.6
		OPPONENT TOTALS	72	261	465	726		1736	93	8	42	2620	10.0

GOALTENDER	GP	MP	GAA	W-L-SOL-SOW	SO	SOG	SOA	GA	SV	SV%
Mike Valley	44	2439	3.22	16-23-3-4	4	2	23	131	1294	.908
Tyler MacKay	27	1521	3.43	11-12-0-3	2	3	16	87	817	.904
David Chant	9	392	5.82	1-6-0-0	0	0	0	38	248	.867
WHEELING TOTALS	72	4371	3.58	28-41-3-7	6	5	39	261	2359	.900





## 2003-04 SCHEDULE

DAY	DATE	OPPONENT	DAY	DATE	OPPONENT
SATURDAY	OCT. 18	ROANOKE	SUNDAY	JAN. 11	READING
SUNDAY	OCT. 19	LONG BEACH	FRIDAY	JAN. 16	CINCINNATI
FRIDAY	OCT. 24	@ PEORIA	SATURDAY	JAN. 17	CINCINNATI
SATURDAY	OCT. 25	@ PEORIA	SUNDAY	JAN. 18	ATLANTIC CITY
FRIDAY	OCT. 31	@ READING	FRIDAY	JAN. 23	@ TRENTON
SATURDAY	NOV. 1	TOLEDO	WEDNESDAY	JAN. 28	@ ATLANTIC CITY
SUNDAY	NOV. 2	READING	FRIDAY	JAN. 30	GREENSBORO
WEDNESDAY	NOV. 5	@ CINCINNATI	SATURDAY	JAN. 31	DAYTON
SATURDAY	NOV. 8	@ TOLEDO	WEDNESDAY	FEB. 4	@ JOHNSTOWN
SUNDAY	NOV. 9	DAYTON	FRIDAY	FEB. 6	@ DAYTON
FRIDAY	NOV. 14	@ JOHNSTOWN	SATURDAY	FEB. 7	@ CINCINNATI
SATURDAY	NOV. 15	READING	FRIDAY	FEB. 13	@ ATLANTIC CITY
SUNDAY	NOV. 16	JOHNSTOWN	SATURDAY	FEB. 14	@ ATLANTIC CITY
FRIDAY	NOV. 21	@ JOHNSTOWN	FRIDAY	FEB. 20	CINCINNATI
SATURDAY	NOV. 22	@ TOLEDO	SATURDAY	FEB. 21	@ CINCINNATI
WEDNESDAY	NOV. 26	JOHNSTOWN	SUNDAY	FEB. 22	@ PEORIA
FRIDAY	NOV. 28	@ TRENTON	TUESDAY	FEB. 24	@ PEORIA
SATURDAY	NOV. 29	TRENTON	FRIDAY	FEB. 27	CINCINNATI
SUNDAY	NOV. 30	TRENTON	SATURDAY	FEB. 28	CINCINNATI
FRIDAY	DEC. 5	@ TOLEDO	SUNDAY	FEB. 29	@ TOLEDO
SATURDAY	DEC. 6	@ CINCINNATI	FRIDAY	MAR. 5	@ JOHNSTOWN
SUNDAY	DEC. 7	TRENTON	SATURDAY	MAR. 6	@ READING
FRIDAY	DEC. 12	TOLEDO	SUNDAY	MAR. 7	JOHNSTOWN
SATURDAY	DEC. 13	@ DAYTON	TUESDAY	MAR. 9	@READING
SUNDAY	DEC. 14	ATLANTIC CITY	WEDNESDAY	MAR. 10	@ ATLANTIC CITY
FRIDAY	DEC. 19	PEORIA	FRIDAY	MAR. 12	ATLANTIC CITY
SATURDAY	DEC. 20	PEORIA	SATURDAY	MAR. 13	@ JOHNSTOWN
FRIDAY	DEC. 26	DAYTON	SUNDAY	MAR. 14	PEORIA
SATURDAY	DEC. 27	DAYTON	FRIDAY	MAR. 19	@ DAYTON
SUNDAY	DEC. 28	PEORIA	TUESDAY	MAR. 23	@ READING
WEDNESDAY	DEC. 31	TOLEDO	WEDNESDAY	MAR. 24	@ TOLEDO
FRIDAY	JAN. 2	TOLEDO	FRIDAY	MAR. 26	JOHNSTOWN
SATURDAY	JAN. 3	DAYTON	SATURDAY	MAR. 27	READING
SUNDAY	JAN. 4	@ DAYTON	SUNDAY	MAR. 28	@ DAYTON
FRIDAY	JAN. 9	READING	FRIDAY	APRIL 2	@ TRENTON
SATURDAY	JAN. 10	@ CINCINNATI	SATURDAY	APRIL 3	@ ATLANTIC CITY

Home Games in Bold



# AFFILIATE STAFF



## JEFF BARRETT

Jeff Barrett begins his fifth season as President of the Wilkes-Barre/Scranton Penguins, the Penguins' American Hockey League affiliate. He oversees the day-to-day business operations of the franchise and serves on the AHL Board of Governors, representing the team in league matters.

Under his direction and leadership, Barrett has built Wilkes-Barre/Scranton from the ground-up and into one of the top franchises in the American Hockey League. He was named president of the AHL Penguins on May 29, 1998, and has since made the team one of the most popular franchises in the league with a season ticket base of more than 7,000 full season-ticket equivalencies. Entering

the 2003-04 season, Wilkes-Barre/Scranton has recorded 100 consecutive home sellouts and, for his efforts, Barrett was named AHL Executive of the Year for the 2002-03 campaign.

Prior to taking over the reigns of the Wilkes-Barre/Scranton Penguins, Barrett served as vice president of ticket sales for the Pittsburgh Penguins (1996-98), as vice president and general manager of ICEOPLEX at Southpointe (1995-96), and as general manager of the Pittsburgh Stingrays of the Continental Indoor Soccer League and the Pittsburgh Phantoms of Roller Hockey International (1993-95).

Barrett began his sports managerial career as assistant director and event coordinator of the Glens Falls Civic Center in upstate New York where he worked closely with the arena's main tenant, the AHL's Adirondack Red Wings. He has also worked for Olympia Arena Corporation as director of operations for Tiger Stadium in Detroit.



## MICHEL THERRIEN - Wilkes-Barre/Scranton

Michel Therrien was named the second head coach in Wilkes-Barre/Scranton Penguins history on July 15, 2003. An experienced winner at every level, the 39-year old Therrien most recently served as head coach of the Montreal Canadiens from November 2000 through February 2003, leading the franchise to a 77-91-22 record and an appearance in the 2002 post-season.


Prior to his stint with Montreal, Therrien spent four seasons as a head coach with Fredericton and Quebec in the AHL, compiling a 115-124-22 record, which included a division championship with Quebec in 1999-2000.

Therrien coached Laval and Granby in the Quebec Major Junior Hockey League from 1993-97. He posted a .720 winning percentage in four seasons as a head coach in the QMJHL, reaching the league finals three times. He was head coach of the Memorial Cup winning Granby team in 1995-1996.

Therrien took over the head coaching reigns with Laval midway through the 1993-94 season, and led the team to a 43-17-1 record in his 61 games as head coach. The team's 99 points led the league as the Titans reached the QMJHL Finals. The following season, Therrien's first full season as head coach, Laval once again led the league with 98 points, finishing the season with a 48-22-2 record, once again reaching the QMJHL Finals.

In 1995-96, Therrien led Granby to a league best 56-12-2 record (.814 winning percentage) and 114 points, winning the 1996 Memorial Cup.

In his second season with Granby in 1996-97, Therrien led the team to a 44-20-6 record with 94 points, second most in the league.



## PAT BINGHAM - Wheeling Nailers

Pat Bingham was named the 10th head coach of the Wheeling Nailers on June 6, 2003. Previously Bingham served as the Nailers' assistant coach for the 2001-2002 season.

The 2003-2004 season will be the sixth for Bingham as a head coach. He began his coaching career in 1994-95 with the Lakeland Ice Warriors of the Sunshine Hockey League, taking over the team in mid-season and leading it to a 26-4-3 record in 33 games. He moved on to the Huntsville Channel Cats of the Central Hockey League in 1998-99 where he served both as an assistant coach and interim head coach for the team, which finished with a 47-19-4 record and won

the CHL championship.

Bingham took over the dual roles of head coach and general manager the following season. He guided Huntsville to a 37-27-6 record and a spot in the post season before leaving to join the Asheville Smoke of the UHL for the 2000-2001 season. The Smoke ended the season with a 45-22-7 record and made it to the UHL Championship.

After spending the 2001-02 season as a Nailers assistant, Bingham took the head coaching job with the Adirondack IceHawks of the UHL. He led the IceHawks to a 44-28-4 record and a playoff berth.

For his career, Bingham has a 199-100-24 regular season record.

# 2002-03 IN REVIEW





# NHL STANDINGS

## EASTERN CONFERENCE

### ATLANTIC DIVISION

	<u>W</u>	<u>L</u>	<u>I</u>	<u>OTL</u>	<u>GF</u>	<u>GA</u>	<u>PTS</u>
NEW JERSEY (2)	46	20	10	6	216	166	108
PHILADELPHIA (4)	45	20	13	4	211	166	107
NY ISLANDERS (8)	35	34	11	2	224	231	83
NY RANGERS (9)	32	36	10	4	210	231	78
PITTSBURGH (14)	27	44	6	5	189	255	65

### NORTHEAST DIVISION

	<u>W</u>	<u>L</u>	<u>I</u>	<u>OTL</u>	<u>GF</u>	<u>GA</u>	<u>PTS</u>
OTTAWA (1)	52	21	8	1	263	182	113
TORONTO (5)	44	28	7	3	236	208	98
BOSTON (7)	36	31	11	4	245	237	87
MONTREAL (10)	30	35	8	9	206	234	77
BUFFALO (12)	27	37	10	8	190	219	72

### SOUTHEAST DIVISION

	<u>W</u>	<u>L</u>	<u>I</u>	<u>OTL</u>	<u>GF</u>	<u>GA</u>	<u>PTS</u>
TAMPA BAY (3)	36	25	16	5	219	210	93
WASHINGTON (6)	39	29	8	6	224	220	92
ATLANTA (11)	31	39	7	5	226	284	74
FLORIDA (14)	24	36	13	9	176	237	70
CAROLINA (15)	22	43	11	6	171	240	61

## WESTERN CONFERENCE

### CENTRAL DIVISION

	<u>W</u>	<u>L</u>	<u>I</u>	<u>OTL</u>	<u>GF</u>	<u>GA</u>	<u>PTS</u>
DETROIT (2)	48	20	10	4	269	203	110
ST. LOUIS (5)	41	24	11	6	253	222	99
CHICAGO (9)	30	33	13	6	207	226	79
NASHVILLE (13)	27	35	13	7	183	206	74
COLUMBUS (15)	29	42	8	3	213	263	69

### PACIFIC DIVISION

	<u>W</u>	<u>L</u>	<u>I</u>	<u>OTL</u>	<u>GF</u>	<u>GA</u>	<u>PTS</u>
DALLAS (1)	46	17	15	4	245	169	111
ANAHEIM (7)	40	27	9	6	203	193	95
LOS ANGELES (10)	33	37	6	6	203	221	78
PHOENIX (11)	31	35	11	5	204	230	78
SAN JOSE (14)	28	37	9	8	214	239	73

### NORTHWEST DIVISION

	<u>W</u>	<u>L</u>	<u>I</u>	<u>OTL</u>	<u>GF</u>	<u>GA</u>	<u>PTS</u>
COLORADO (3)	42	19	13	8	251	194	105
VANCOUVER (4)	45	23	13	1	264	208	104
MINNESOTA (6)	42	29	10	1	198	178	95
EDMONTON (8)	36	26	11	9	231	230	92
CALGARY (12)	29	36	13	4	186	228	75

# NHL LEADERS



## SCORING LEADERS

RK	PLAYER	TEAM	GP	G	A	PTS	+/-	PIM	PP	SH	GW	S	%
1	Peter Forsberg	COL	75	29	77	106	52	70	8	0	2	166	17.5
2	Markus Naslund	VAN	82	48	56	104	6	52	24	0	12	294	16.3
3	Joe Thornton	BOS	77	36	65	101	12	109	12	2	4	196	18.4
4	Milan Hejduk	COL	82	50	48	98	52	32	18	0	4	244	20.5
5	Todd Bertuzzi	VAN	82	46	51	97	2	144	25	0	7	243	18.9
6	Pavol Demitra	STL	78	36	57	93	E	32	11	0	4	205	17.6
7	Glen Murray	BOS	82	44	48	92	9	64	12	0	5	331	13.3
8	<b>Mario Lemieux</b>	<b>PIT</b>	<b>67</b>	<b>28</b>	<b>63</b>	<b>91</b>	<b>-25</b>	<b>43</b>	<b>14</b>	<b>0</b>	<b>4</b>	<b>235</b>	<b>11.9</b>
9	Dany Heatley	ATL	77	41	48	89	-8	58	19	1	6	252	16.3
10	Zigmund Palffy	LA	76	37	48	85	22	47	10	2	5	277	13.4
11	Mike Modano	DAL	79	28	57	85	34	30	5	2	6	193	14.5

## GOALS

1	Milan Hejduk	COL	50
2	Markus Naslund	VAN	48
3	Todd Bertuzzi	VAN	46
4	Marian Hossa	OTI	45
5	Glen Murray	BOS	44
6	Dany Heatley	ATL	41
7	Ilya Kovalchuk	ATL	38

Four Players Tied With 37

## ASSISTS

1	Peter Forsberg	COL	77
2	Joe Thornton	BOS	65
3	<b>Mario Lemieux</b>	<b>PIT</b>	<b>63</b>
4	Pavol Demitra	STL	57
5	Mike Modano	DAL	57
6	Vaclav Prospal	TB	57
7	Brad Richards	TB	57
8	Markus Naslund	VAN	56
9	Paul Kariya	ANA	56

Four Players Tied With 52

## PP GOALS

1	Todd Bertuzzi	VAN	25
2	Markus Naslund	VAN	24
3	Dany Heatley	ATL	19
4	Milan Hejduk	COL	18
5	Mats Sundin	TOR	16
6	Dave Andreychuk	TB	15
7	V. Damphousse	SJ	15
8	Geoff Sanderson	CLB	15
9	Petr Sykora	ANA	15

Five Players Tied With 14

## GOALTENDING LEADERS

RK	PLAYER	TEAM	GP	MP	W-L-T	GAA	EN	SO	GA	SA	SV%
1	Marty Turco	DAL	55	3203	31-10-10	1.72	3	7	92	1359	.932
2	Roman Cechmanek	PHI	58	3350	33-15-10	1.83	2	6	102	1368	.925
3	Dwayne Roloson	MIN	50	2945	23-16-8	2.00	1	4	98	1334	.927
4	Martin Brodeur	NJ	73	4374	41-23-9	2.02	4	9	147	1706	.914
5	Patrick Lalime	OTT	67	3943	39-20-7	2.16	1	8	142	1591	.911
6	Patrick Roy	COL	63	3769	35-15-13	2.18	3	5	137	1723	.920
7	Manny Legace	DET	25	1406	14-5-4	2.18	1	0	51	681	.925
8	Tomas Vokoun	NSH	69	3974	25-31-11	2.20	5	3	146	1771	.918
9	Robert Esche	PHI	30	1638	12-9-3	2.20	2	2	60	647	.907
10	Manny Fernandez	MIN	35	1979	19-13-2	2.24	0	2	74	972	.924

## WINS

1	Martin Brodeur	NJ	41
2	Patrick Lalime	OTT	39
3	Ed Belfour	TOR	37
4	Patrick Roy	COL	35
5	J.S. Giguere	ANA	34
6	Curtis Joseph	DET	34
7	R. Cechmanek	PHI	33
8	Olaf Kolzig	WSH	33
9	Dan Cloutier	VAN	33
10	Marty Turco	DAL	31

## SAVE %

1	Marty Turco	DAL	.932
2	Dwayne Roloson	MIN	.927
3	R. Cechmanek	PHI	.925
4	Manny Legace	DET	.925
5	Manny Fernandez	MIN	.924
6	Ed Belfour	TOR	.922
7	Patrick Roy	COL	.920
8	J.S. Giguere	ANA	.920
9	Olaf Kolzig	WSH	.919

Three Players Tied With .918

## SHUTOUTS

1	Martin Brodeur	NJ	9
2	Jocelyn Thibault	CHI	8
3	Patrick Lalime	OTT	8
4	J.S. Giguere	ANA	8
5	Ed Belfour	TOR	7
6	Marty Turco	DAL	7
7	Roberto Luongo	FLA	6
8	R. Cechmanek	PHI	6

Five Players Tied With 5



# GAME BY GAME

## 2002-03 FIRST HALF

Gm.#	Date	Opp.	Score	W/L/T/OTL	Penguins Goalie(s)	Winning or Tying Goal	W-L-T-OTL	PTS	GF-GA	PCT.	ATTN.
1	Oct. 10	TOR	0-6	L	Hedberg	Mogilny	0-1-0-0	0	0-6	.000	15,309
2	Oct. 12	NYR	6-0	W	Aubin	Morozov	1-1-0-0	2	6-6	.500	14,813
3	Oct. 14	@TOR	5-4	W	Aubin/HEDBERG	Lemieux	2-1-0-0	4	11-10	.667	18,843
4	Oct. 16	ATL	3-2	W	Hedberg	Robitaille	3-1-0-0	6	14-12	.750	12,161
5	Oct. 19	TB	3-3*	T	Hedberg	Boyle	3-1-1-0	7	17-15	.700	16,106
6	Oct. 22	@MTL	3-3*	T	Hedberg	Morozov	3-1-2-0	8	20-18	.667	19,895
7	Oct. 25	@DET	3-7	L	Aubin	Fedorov	3-2-2-0	8	23-25	.571	20,058
8	Oct. 26	BUF	5-2	W	Hedberg	Morozov	4-2-2-0	10	28-27	.625	16,188
9	Oct. 28	WSH	3-2	W	Hedberg	Lemieux	5-2-2-0	12	31-29	.667	14,303
10	Oct. 30	@OTT	4-1	W	Hedberg	Hrdina	6-2-2-0	14	35-30	.700	17,987
11	Nov. 2	TB	5-3	W	Hedberg	Manderville	7-2-2-0	16	40-33	.727	#17,108
12	Nov. 6	@FLA	3-4*	OTL	Hedberg	V. Bure	7-2-2-1	17	43-37	.708	14,244
13	Nov. 8	@TB	1-4	L	Hedberg	Lecavaller	7-3-2-1	17	44-41	.654	18,741
14	Nov. 9	@CAR	2-3	L	Aubin	Battaglia	7-4-2-1	17	46-44	.607	18,730
15	Nov. 14	@MIN	1-1*	T	Hedberg	Park	7-4-3-1	18	47-45	.600	18,568
16	Nov. 16	NYI	2-3	L	Hedberg	Wiemer	7-5-3-1	18	49-48	.563	15,723
17	Nov. 18	@MTL	4-5*	OTL	Hedberg	Audette	7-5-3-2	19	53-53	.559	21,273
18	Nov. 20	MTL	2-3*	OTL	Aubin	Markov	7-5-3-3	20	55-56	.556	13,549
19	Nov. 22	@ATL	3-1	W	Hedberg	Primeau	8-5-3-3	22	58-57	.579	17,375
20	Nov. 23	SJ	4-1	W	Aubin	Straka	9-5-3-3	24	62-58	.600	#16,958
21	Nov. 27	PHI	7-2	W	Aubin	Nieminen	10-5-3-3	26	69-60	.619	16,385
22	Nov. 29	@BUF	4-1	W	Hedberg	Hrdina	11-5-3-3	28	73-61	.636	15,733
23	Nov. 30	BOS	2-3	L	Aubin	Samsonov	11-6-3-3	28	75-64	.609	15,111
24	Dec. 3	WSH	1-4	L	Hedberg	Jagr	11-7-3-3	28	76-68	.583	11,640
25	Dec. 6	@NJ	1-3	L	Aubin	White	11-8-3-3	28	77-71	.560	16,860
26	Dec. 7	NYI	3-6	L	Hedberg	Parrish	11-9-3-3	28	80-77	.538	13,170
27	Dec. 10	@TOR	2-4	L	Aubin	Sundin	11-10-3-3	28	82-81	.519	19,388
28	Dec. 12	@SJ	2-5	L	Aubin	Marchment	11-11-3-3	28	84-86	.500	17,496
29	Dec. 14	@LA	2-3*	OTL	Hedberg	Schneider	11-11-3-4	29	86-89	.500	18,184
30	Dec. 15	@ANA	0-5	L	Aubin	Carney	11-12-3-4	29	86-94	.483	16,542
31	Dec. 17	@PHX	2-5	L	Hedberg	Abid	11-13-3-4	29	88-99	.468	13,174
32	Dec. 19	NJ	1-3	L	Aubin	Tverdovsky	11-14-3-4	29	89-102	.453	14,220
33	Dec. 21	CGY	2-0	W	Hedberg	McKenna	12-14-3-4	31	91-102	.470	12,571
34	Dec. 23	BUF	5-2	W	Hedberg	Lemieux	13-14-3-4	33	96-104	.485	16,569
35	Dec. 26	@NYR	6-1	W	HEDBERG/Aubin	Hrdina	14-14-3-4	35	102-105	.500	18,200
36	Dec. 28	MTL	3-2	W	Aubin	Straka	15-14-3-4	37	105-107	.514	16,109
37	Dec. 30	ATL	2-3*	OTL	Aubin	Kovalchuk	15-14-3-5	38	107-110	.514	#16,989
38	Dec. 31	@CLB	2-5	L	Hedberg	Cassels	15-15-3-5	38	109-115	.500	18,136
39	Jan. 3	@ATL	4-1	W	Aubin	McKenna	16-15-3-5	40	113-116	.513	14,177
40	Jan. 4	NYI	3-2*	W	Hedberg	Straka	17-15-3-5	42	116-118	.525	14,331
41	Jan. 7	@NYI	3-6	L	Aubin	Parrish	17-16-3-5	42	119-124	.512	14,857

# GAME BY GAME



## 2002-03 SECOND HALF

Gm.#	Date	Opponent	Score	W/L/T/OTL	Penguins Goalie(s)	Winning or Tying Goal	W-L-T-OTL	PTS	GF-GA	PCT.	ATTN.
42	Jan. 9	TOR	2-4	L	Aubin	Antropov	17-17-3-5	42	121-128	.500	13,889
43	Jan. 11	NYR	1-3	L	AUBIN/Caron	Nedved	17-18-3-5	42	122-131	.488	14,769
44	Jan. 13	@BOS	2-1	W	Caron	Hrdina	18-18-3-5	44	124-132	.500	15,672
45	Jan. 15	@CAR	2-0	W	Caron	Straka	19-18-3-5	46	126-132	.511	15,265
46	Jan. 17	@TB	3-2	W	Caron	Kraft	20-18-3-5	48	129-134	.522	18,202
47	Jan. 18	@FLA	0-3	L	Caron	Jokinen	20-19-3-5	48	129-137	.511	18,313
48	Jan. 21	@BUF	0-0*	T	Caron	---	20-19-4-5	49	129-137	.510	13,858
49	Jan. 23	BOS	1-4	L	Caron	Knuble	20-20-4-5	49	130-141	.500	13,271
50	Jan. 25	CHI	5-3	W	Aubin	McKenna	21-20-4-5	51	135-144	.510	#16,958
51	Jan. 28	@NYI	2-5	L	Caron	Yashin	21-21-4-5	51	137-149	.500	14,246
52	Jan. 30	@WSH	1-2	L	Caron	Miller	21-22-4-5	51	138-151	.490	18,277
53	Feb. 4	VAN	2-3	L	Caron	Lindgren	21-23-4-5	51	140-154	.481	13,202
54	Feb. 6	FLA	0-6	L	Caron	Majesky	21-24-4-5	51	140-160	.472	12,231
55	Feb. 8	@BOS	5-2	W	Hedberg	Robitaille	22-24-4-5	53	145-162	.482	17,565
56	Feb. 12	OTT	0-3	L	Hedberg	Dahlman	22-25-4-5	53	145-165	.473	14,197
57	Feb. 14	@NYR	0-1	L	Hedberg	Kovalev	22-26-4-5	53	145-166	.465	18,200
58	Feb. 15	@NJ	4-1	W	Caron	Surovy	23-26-4-5	55	149-167	.474	18,235
59	Feb. 18	EDM	4-3*	W	Hedberg	Lemieux	24-26-4-5	57	153-170	.483	13,552
60	Feb. 20	COL	2-5	L	Hedberg	McAmmond	24-27-4-5	57	155-175	.475	13,751
61	Feb. 22	STL	2-1*	W	Caron	Heins	25-27-4-5	59	157-176	.484	14,718
62	Feb. 23	NJ	3-4	L	Caron	Gomez	25-28-4-5	59	160-180	.476	#17,148
63	Feb. 25	LA	3-5	L	Hedberg	Smolinski	25-29-4-5	59	163-185	.468	11,736
64	Feb. 27	@NSH	0-6	L	Caron	Orszagh	25-30-4-5	59	163-191	.461	13,581
65	Mar. 1	@COL	1-4	L	Hedberg	Blake	25-31-4-5	59	164-195	.454	18,007
66	Mar. 2	@DAL	1-3	L	Caron	Arnott	25-32-4-5	59	165-198	.447	18,532
67	Mar. 4	PHX	1-4	L	Hedberg	Doan	25-33-4-5	59	166-202	.440	13,686
68	Mar. 6	CAR	0-4	L	CARON/Hedberg	O'Neill	25-34-4-5	59	166-206	.434	14,812
69	Mar. 8	OTT	1-5	L	Hedberg	Arvedson	25-35-4-5	59	167-211	.428	14,354
70	Mar. 9	@OTT	2-4	L	Caron	Chara	25-36-4-5	59	169-215	.421	18,500
71	Mar. 12	NSH	2-2*	T	Hedberg	Holzinger	25-36-5-5	60	171-217	.423	#17,148
72	Mar. 15	PHI	1-4	L	Hedberg	Roenick	25-37-5-5	60	172-221	.417	#17,032
73	Mar. 16	FLA	2-4	L	Caron	Jokinen	25-38-5-5	60	174-225	.411	#16,958
74	Mar. 18	DET	1-5	L	Hedberg	Shanahan	25-39-5-5	60	175-230	.405	13,840
75	Mar. 20	@PHI	2-4	L	Caron	LeClair	25-40-5-5	60	177-234	.400	19,487
76	Mar. 21	@NJ	1-3	L	Hedberg	McKenzie	25-41-5-5	60	178-237	.395	15,401
77	Mar. 23	@CHI	1-1*	T	Caron	Meloche	25-41-6-5	61	179-238	.396	16,234
78	Mar. 26	@NYR	3-1	W	Caron	Surovy	26-41-6-5	63	182-239	.404	18,200
79	Mar. 29	@PHI	0-3	L	Caron	Roenick	26-42-6-5	63	182-242	.399	19,654
80	Mar. 31	PHI	1-6	L	Hedberg	K. Primeau	26-43-6-5	63	183-248	.394	12,505
81	Apr. 2	CAR	3-2	W	Caron	Meloche	27-43-6-5	65	186-250	.401	15,718
82	Apr. 5	@WSH	3-5	L	Hedberg	Halpern	27-44-6-5	65	189-255	.396	18,277

\* = Overtime

# = Sellout





# GAME BY GAME

## 2002-03 HOME GAMES

Gm. #	Date	Opponent	Score	W/L/T/OTL	Penguins Goalie(s)	Winning or Tying Goal	W-L-T-OTL	PTS	GF-GA	PCT.	ATTN.
1	Oct. 10	TOR	0-6	L	Hedberg	Mogilny	0-1-0-0	0	0-6	.000	15,309
2	Oct. 12	NYR	6-0	W	Aubin	Morozov	1-1-0-0	2	6-6	.500	14,813
3	Oct. 16	ATL	3-2	W	Hedberg	Robitaille	2-1-0-0	4	9-8	.667	12,161
4	Oct. 19	TB	3-3*	T	Hedberg	Boyle	2-1-1-0	5	12-11	.625	16,106
5	Oct. 26	BUF	5-2	W	Hedberg	Morozov	3-1-1-0	7	17-13	.700	16,188
6	Oct. 28	WSH	3-2	W	Hedberg	Lemieux	4-1-1-0	9	20-15	.750	14,303
7	Nov. 2	TB	5-3	W	Hedberg	Manderville	5-1-1-0	11	25-18	.786	#17,108
8	Nov. 16	NYI	2-3	L	Hedberg	Wiemer	5-2-1-0	11	27-21	.688	15,723
9	Nov. 20	MTL	2-3*	OTL	Aubin	Markov	5-2-1-1	12	29-24	.667	13,549
10	Nov. 23	SJ	4-1	W	Aubin	Straka	6-2-1-1	14	33-25	.700	#16,958
11	Nov. 27	PHI	7-2	W	Aubin	Nieminen	7-2-1-1	16	40-27	.727	16,385
12	Nov. 30	BOS	2-3	L	Aubin	Samsonov	7-3-1-1	16	42-30	.667	15,111
13	Dec. 3	WSH	1-4	L	Hedberg	Jagr	7-4-1-1	16	43-34	.615	11,640
14	Dec. 7	NYI	3-6	L	Hedberg	Parrish	7-5-1-1	16	46-40	.571	13,170
15	Dec. 19	NJ	1-3	L	Aubin	Tverdovsky	7-6-1-1	16	47-43	.533	14,220
16	Dec. 21	CGY	2-0	W	Hedberg	McKenna	8-6-1-1	18	49-43	.563	12,571
17	Dec. 23	BUF	5-2	W	Hedberg	Lemieux	9-6-1-1	20	54-45	.588	16,569
18	Dec. 28	MTL	3-2	W	Aubin	Straka	10-6-1-1	22	57-47	.611	16,109
19	Dec. 30	ATL	2-3*	OTL	Aubin	Kovalchuk	10-6-1-2	23	59-50	.605	#16,989
20	Jan. 4	NYI	3-2*	W	Hedberg	Straka	11-6-1-2	25	62-52	.625	14,331
21	Jan. 9	TOR	2-4	L	Aubin	Antropov	11-7-1-2	25	64-56	.595	13,889
22	Jan. 11	NYR	1-3	L	AUBIN/Caron	Nedved	11-8-1-2	25	65-59	.568	14,769
23	Jan. 23	BOS	1-4	L	Caron	Knuble	11-9-1-2	25	66-63	.543	13,271
24	Jan. 25	CHI	5-3	W	Aubin	McKenna	12-9-1-2	27	71-66	.563	#16,958
25	Feb. 4	VAN	2-3	L	Caron	Lindgren	12-10-1-2	27	73-69	.540	13,202
26	Feb. 6	FLA	0-6	L	Caron	Majesky	12-11-1-2	27	73-75	.519	12,231
27	Feb. 12	OTT	0-3	L	Hedberg	Dahlman	12-12-1-2	27	73-78	.500	14,197
28	Feb. 18	EDM	4-3*	W	Hedberg	Lemieux	13-12-1-2	29	77-81	.518	13,552
29	Feb. 20	COL	2-5	L	Hedberg	McAmmond	13-13-1-2	29	79-86	.500	13,751
30	Feb. 22	STL	2-1*	W	Caron	Heins	14-13-1-2	31	81-87	.517	14,718
31	Feb. 23	NJ	3-4	L	Caron	Gomez	14-14-1-2	31	84-91	.500	#17,148
32	Feb. 25	LA	3-5	L	Hedberg	Smolinski	14-15-1-2	31	87-96	.484	11,736
33	Mar. 4	PHX	1-4	L	Hedberg	Doan	14-16-1-2	31	88-100	.470	13,686
34	Mar. 6	CAR	0-4	L	CARON/Hedberg	O'Neill	14-17-1-2	31	88-104	.456	14,812
35	Mar. 8	OTT	1-5	L	Hedberg	Arvedson	14-18-1-2	31	89-109	.443	14,354
36	Mar. 12	NSH	2-2*	T	Hedberg	Holzinger	14-18-2-2	32	91-111	.444	#17,148
37	Mar. 15	PHI	1-4	L	Hedberg	Roenick	14-19-2-2	32	92-115	.432	#17,032
38	Mar. 16	FLA	2-4	L	Caron	Jokinen	14-20-2-2	32	94-119	.421	#16,958
39	Mar. 18	DET	1-5	L	Hedberg	Shanahan	14-21-2-2	32	95-124	.410	13,840
40	Mar. 31	PHI	1-6	L	Hedberg	K. Primeau	14-22-2-2	32	96-130	.400	12,505
41	Apr. 2	CAR	3-2	W	Caron	Meloche	15-22-2-2	34	99-132	.415	15,718



# GAME BY GAME



## 2002-03 ROAD GAMES

Gm. #	Date	Opponent	Score	W/L/T/OTL	Penguins Goalie(s)	Winning or Tying Goal	W-L-T-OTL	PTS	GF-GA	PCT.	ATTN.
1	Oct. 14	@TOR	5-4	W	Aubin/HEDBERG	Lemieux	1-0-0-0	2	5-4	1.000	18,843
2	Oct. 22	@MTL	3-3*	T	Hedberg	Morozov	1-0-1-0	3	8-7	.750	19,895
3	Oct. 25	@DET	3-7	L	Aubin	Fedorov	1-1-1-0	3	11-14	.500	20,058
4	Oct. 30	@OTT	4-1	W	Hedberg	Hrdina	2-1-1-0	5	15-15	.625	17,987
5	Nov. 6	@FLA	3-4*	OTL	Hedberg	V. Bure	2-1-1-1	6	18-19	.600	14,244
6	Nov. 8	@TB	1-4	L	Hedberg	Lecavalier	2-2-1-1	6	19-23	.500	18,741
7	Nov. 9	@CAR	2-3	L	Aubin	Battaglia	2-3-1-1	6	21-26	.429	18,730
8	Nov. 14	@MIN	1-1*	T	Hedberg	Park	2-3-2-1	7	22-27	.438	18,568
9	Nov. 18	@MTL	4-5*	OTL	Hedberg	Audette	2-3-2-2	8	26-32	.444	21,273
10	Nov. 22	@ATL	3-1	W	Hedberg	Primeau	3-3-2-2	10	29-33	.500	17,375
11	Nov. 29	@BUF	4-1	W	Hedberg	Hrdina	4-3-2-2	12	33-34	.545	15,733
12	Dec. 6	@NJ	1-3	L	Aubin	White	4-4-2-2	12	34-37	.500	16,860
13	Dec. 10	@TOR	2-4	L	Aubin	Sundin	4-5-2-2	12	36-41	.462	19,388
14	Dec. 12	@SJ	2-5	L	Aubin	Marchment	4-6-2-2	12	38-46	.429	17,496
15	Dec. 14	@LA	2-3*	OTL	Hedberg	Schneider	4-6-2-3	13	40-49	.433	18,184
16	Dec. 15	@ANA	0-5	L	Aubin	Carney	4-7-2-3	13	40-54	.406	16,542
17	Dec. 17	@PHX	2-5	L	Hedberg	Abid	4-8-2-3	13	42-59	.382	13,174
18	Dec. 26	@NYR	6-1	W	HEDBERG/Aubin	Hrdina	5-8-2-3	15	48-60	.417	18,200
19	Dec. 31	@CLB	2-5	L	Hedberg	Cassels	5-9-2-3	15	50-65	.395	18,136
20	Jan. 3	@ATL	4-1	W	Aubin	McKenna	6-9-2-3	17	54-66	.425	14,177
21	Jan. 7	@NYI	3-6	L	Aubin	Parrish	6-10-2-3	17	57-72	.405	14,857
22	Jan. 13	@BOS	2-1	W	Caron	Hrdina	7-10-2-3	19	59-73	.432	15,672
23	Jan. 15	@CAR	2-0	W	Caron	Straka	8-10-2-3	21	61-73	.457	15,265
24	Jan. 17	@TB	3-2	W	Caron	Kraft	9-10-2-3	23	64-75	.479	18,202
25	Jan. 18	@FLA	0-3	L	Caron	Jokinen	9-11-2-3	23	64-78	.460	18,313
26	Jan. 21	@BUF	0-0*	T	Caron	---	9-11-3-3	24	64-78	.462	13,858
27	Jan. 28	@NYI	2-5	L	Caron	Yashin	9-12-3-3	24	66-83	.444	14,246
28	Jan. 30	@WSH	1-2	L	Caron	Miller	9-13-3-3	24	67-85	.429	18,277
29	Feb. 8	@BOS	5-2	W	Hedberg	Robitaille	10-13-3-3	26	72-87	.448	17,565
30	Feb. 14	@NYR	0-1	L	Hedberg	Kovalev	10-14-3-3	26	72-88	.433	18,200
31	Feb. 15	@NJ	4-1	W	Caron	Surovy	11-14-3-3	28	76-89	.452	18,235
32	Feb. 27	@NSH	0-6	L	Caron	Orszagh	11-15-3-3	28	76-95	.438	13,581
33	Mar. 1	@COL	1-4	L	Hedberg	Blake	11-16-3-3	28	77-99	.424	18,007
34	Mar. 2	@DAL	1-3	L	Caron	Amott	11-17-3-3	28	78-102	.412	18,532
35	Mar. 9	@OTT	2-4	L	Caron	Chara	11-18-3-3	28	80-106	.400	18,500
36	Mar. 20	@PHI	2-4	L	Caron	LeClair	11-19-3-3	28	82-110	.389	19,487
37	Mar. 21	@NJ	1-3	L	Hedberg	McKenzie	11-20-3-3	28	83-113	.378	15,401
38	Mar. 23	@CHI	1-1*	T	Caron	Meloche	11-20-4-3	29	84-114	.382	16,234
39	Mar. 26	@NYR	3-1	W	Caron	Surovy	12-20-4-3	31	87-115	.397	18,200
40	Mar. 29	@PHI	0-3	L	Caron	Roenick	12-21-4-3	31	87-118	.388	19,654
41	Apr. 5	@WSH	3-5	L	Hedberg	Halpern	12-22-4-3	31	90-123	.378	18,277

\* = Overtime

# = Sellout





# STATISTICS

## 2002-03 SCORING

POS	NO	NAME	GP	G	A	PTS	+/-	PIM	PP	SH	GW	GT	\$	PCT	
C	66	Mario Lemieux	67	28	63	91	-25	43	14	0	4	0	235	11.9	
LW	82	Martin Straka	60	18	28	46	-18	12	7	0	4	0	136	13.2	
D	32	Dick Tarnstrom	61	7	34	41	-11	50	3	0	0	0	115	6.1	
RW	95	Aleksey Morozov	27	9	16	25	-3	16	6	0	2	1	46	19.6	
RW	37	Mikael Samuelsson	- TOT	80	10	14	24	-21	40	2	1	2	1	154	6.5
			- PIT	22	2	0	2	-27	8	1	0	0	0	36	5.6
			- NYR	58	8	14	22	E	32	1	1	2	1	118	6.8
LW	10	Ville Nieminen	75	9	12	21	-25	93	0	2	1	0	86	10.5	
RW	19	Rico Fata	- TOT	63	7	12	19	-7	16	0	0	0	0	79	8.9
			- PIT	27	5	8	13	-6	10	0	0	0	0	49	10.2
			- NYR	36	2	4	6	-1	6	0	0	0	0	30	6.7
LW	34	Ramzi Abid	- TOT	33	10	8	18	-4	32	4	0	3	0	59	16.9
			- PIT	3	0	0	0	-5	2	0	0	0	0	7	0.0
			- PHX	30	10	8	18	-1	30	4	0	3	0	52	19.2
C	20	Mathias Johansson	- TOT	58	5	10	15	-14	16	2	0	0	0	70	7.1
			- PIT	12	1	5	6	-1	4	1	0	0	0	16	6.3
			- CGY	46	4	5	9	-15	12	1	0	0	0	54	7.4
D	39	Joel Bouchard	- TOT	34	5	8	13	E	14	1	0	2	0	47	10.6
			- PIT	7	0	1	1	-6	0	0	0	0	0	6	0.0
			- NYR	27	5	7	12	6	14	1	0	2	0	41	12.2
C	14	Milan Kraft	31	7	5	12	-8	10	0	0	1	0	50	14.0	
LW	43	Tomas Surovy	26	4	7	11	E	10	1	0	2	0	47	8.5	
LW	23	Steve McKenna	79	9	1	10	-18	128	5	0	3	0	59	15.3	
D	28	Michal Rozsival	53	4	6	10	-5	40	1	0	0	0	61	6.6	
RW	11	Alexandre Daigle	33	4	3	7	-10	8	1	0	0	0	48	8.3	
C	26	Kent Manderville	82	2	5	7	-22	46	0	0	1	0	72	2.8	
RW	72	Eric Meloche	13	5	1	6	-2	4	2	0	1	1	34	14.7	
D	6	Richard Lintner	- TOT	29	4	2	6	-14	10	2	0	0	1	45	8.9
			- PIT	19	3	2	5	-9	10	1	0	0	0	36	8.3
			- NYR	10	1	0	1	-5	0	1	0	0	1	9	11.1
C	12	Michal Sivek	38	3	3	6	-5	14	1	0	0	0	45	6.7	
LW	33	Guillaume Lefebvre	- TOT	26	2	4	6	2	4	0	0	0	0	19	10.5
			- PIT	12	2	4	6	1	0	0	0	0	0	14	14.3
			- PHI	14	0	0	0	1	4	0	0	0	0	5	0.0
D	8	Hans Jonsson	63	1	4	5	-23	36	0	0	0	0	40	2.5	
D	3	Jamie Pushor	76	3	1	4	-28	76	0	0	0	0	54	5.6	
C	15	Brian Holzinger	- TOT	14	1	3	4	-5	8	0	0	0	1	23	4.3
			- PIT	9	1	2	3	-6	6	0	0	0	1	20	5.0
			- TB	5	0	1	1	1	2	0	0	0	0	3	0.0
D	57	Shawn Heins	- TOT	47	1	2	3	-4	42	0	0	1	0	38	2.6
			- PIT	27	1	1	2	-2	33	0	0	1	0	28	3.6
			- SJ	20	0	1	1	-2	9	0	0	0	0	10	0.0
D	4	Dan Focht	- TOT	22	0	3	3	-9	29	0	0	0	0	12	0.0
			- PIT	12	0	3	3	-7	19	0	0	0	0	11	0.0
			- PHX	10	0	0	0	-2	10	0	0	0	0	1	0.0
G	1	Johan Hedberg	41	0	2	2	--	18	0	0	0	0	0	0.0	
C	19	Vladimir Vujtek	5	0	1	1	-4	E	0	0	0	0	0	3	0.0
RW	36	Tom Kostopoulos	8	0	1	1	-4	E	0	0	0	0	0	6	0.0
C	16	Kris Beech	12	0	1	1	-3	6	0	0	0	0	0	6	0.0
G	30	J.S. Aubin	21	0	1	1	--	2	0	0	0	0	0	0.0	
LW	48	Konstantin Koltsov	2	0	0	0	-2	0	0	0	0	0	0	4	0.0
D	34	Ross Lupaschuk	3	0	0	0	-3	4	0	0	0	0	0	3	0.0
D	29	Brooks Orpik	6	0	0	0	-5	2	0	0	0	0	0	2	0.0
D	2	Josef Melichar	8	0	0	0	-2	2	0	0	0	0	0	6	0.0
G	31	Sebastien Caron	24	0	0	0	--	6	0	0	0	0	0	0.0	
PENGUINS TOTALS			82	189	334	523	--	1125	66	3	27	4	2079	9.1	
OPPONENT TOTALS			82	255	451	706	--	1005	58	10	49	2	2535	10.1	

## 2002-03 GOALTENDING

NO.	GOALTENDER	GP	MP	GAA	W-L-T	GA	SA	SV%	SO	EN
31	Sebastien Caron	24	1408	2.64	7-14-2	62	741	.916	2	1
30	Jean-Sebastien Aubin	21	1132	3.13	6-13-0	59	589	.900	1	3
1	Johan Hedberg	41	2410	3.14	14-22-4	126	1197	.895	1	4
PITTSBURGH TOTALS		82	4972	3.08	27-49-6	255	2535	.899	4	8
OPPONENT TOTALS		82	4972	2.28	49-27-6	189	2079	.909	10	5

# FAST FACTS



## RECORD IN 10-GAME SEGMENTS

GAMES	RECORD	PTS	GF	GA
1-10	6-2-2-0	14	35	30
11-20	3-3-1-3	10	27	28
21-30	2-7-0-1	5	24	36
31-40	6-3-0-1	13	30	24
41-50	4-5-1-0	9	19	26
51-60	3-7-0-0	6	20	31
61-70	1-9-0-0	2	14	40
71-80	1-7-2-0	4	14	33
81-82	1-1-0-0	2	6	7

## RECORD BY MONTHS

OCTOBER	6-2-2-0
NOVEMBER	5-4-1-3
DECEMBER	4-9-0-2
JANUARY	6-7-1-0
FEBRUARY	4-8-0-0
MARCH	1-13-2-0
APRIL	1-1-0-0

## RECORD AGAINST DIVISIONS/CONFERENCE

	W	L	I	OTL	PTS	PCT
ATLANTIC	6	14	0	0	12	.300
NORTHEAST	8	8	2	2	20	.500
SOUTHEAST	8	9	1	2	19	.475
CENTRAL	2	4	2	0	6	.375
PACIFIC	2	3	1	0	5	.417
NORTHWEST	1	6	0	1	3	.188

## LEAGUE RANKINGS

	No.	Rank
Goal Scoring	189	26th
Goals Allowed	255	28th
Power-play Proficiency	18.3	7th
Penalty-killing Efficiency	83.5	T-13th
Power-play Goals Scored	66	9th
Power-play Goals Allowed	58	T-12th
Points	65	29th
Wins	27	T-26th
Losses	44	30th
Home Wins	15	T-26th
Road Wins	12	25th
Penalty Minutes	1125	11th
Short-handed Goals Scored	3	28th
Short-handed Goals Against	10	T-23rd
Hat-tricks	1	T-23rd

Record in Back To Back Games	9-19-0-2	Record When Scoring Five Or More Goals	9-0-0-0
First Game	5-8-0-2	Record When Scoring Four Goals	6-0-0-1
Second Game	4-11-0-0	Record When Scoring Three Goals	8-6-2-1
Record in Overtime	3-5-6	Record When Scoring Two Or Fewer Goals	4-38-4-3
Record After A Win	15-9-1-2	Record When Allowing Two Or Fewer Goals	23-2-4-0
Record After A Loss (or otl)	11-30-4-3	Record When Allowing Three Goals	3-12-2-3
Record After A Tie	1-4-1-0	Record When Allowing Four Goals	1-13-0-1
Record When Scoring First	19-15-3-3	Record When Allowing Five Or More Goals	0-17-0-1
Record When Opponent Scored First	8-29-3-2	First Half Record	17-16-3-5
Record When Leading After First Period	15-7-1-2	Second Half Record	10-28-3-0
Record When Trailing After First Period	3-22-2-1	Home Record	15-22-2-2
Record When Tied After First Period	9-15-3-2	First Half	11-6-1-2
Record When Leading After Two Periods	20-1-1-1	Second Half	4-16-1-0
Record When Trailing After Two Periods	2-35-2-3	Road Record	12-22-4-3
Record When Tied After Two Periods	5-8-3-1	First Half	6-10-2-3
Record In One Goal Games	10-12	Second Half	6-12-2-0
Record In Two Goal Games	6-12		
Record In Three Goal Games	8-16		
Record In Four Goal Games	0-4		
Record In Five Goal Games	3-5		



# TRANSACTIONS

October 4	Signed right wing Alexandre Daigle
October 8	Assigned defenseman Mike Wilson to Wilkes-Barre/Scranton (AHL)
October 30	Recalled center Kris Beech from Wilkes-Barre/Scranton (AHL)
November 1	Recalled center Milan Kraft from Wilkes-Barre/Scranton (AHL)
November 2	Reassigned centers Kris Beech and Milan Kraft to Wilkes-Barre/Scranton (AHL)
November 15	Assigned forward Vladimir Vujtek to HC Vitkovice (Czech. Rep.)
November 28	Recalled center Michal Sivek from Wilkes-Barre/Scranton (AHL)
December 7	Recalled center Kris Beech from Wilkes-Barre/Scranton (AHL)
December 9	Recalled defensemen Ross Lupaschuk and Brooks Orpik from Wilkes-Barre/Scranton (AHL)
December 12	Recalled center Milan Kraft from Wilkes-Barre/Scranton (AHL)
December 19	Reassigned defenseman Ross Lupaschuk to Wilkes-Barre/Scranton (AHL)
December 28	Assigned right wing Alexandre Daigle to Wilkes-Barre/Scranton (AHL)
December 30	Reassigned defenseman Brooks Orpik to Wilkes-Barre/Scranton (AHL)
January 7	Recalled goaltender Sebastien Caron from Wilkes-Barre/Scranton (AHL)
January 9	Recalled right wing Tom Kostopoulos from Wilkes-Barre/Scranton (AHL)
January 15	Reassigned center Kris Beech to Wilkes-Barre/Scranton (AHL)
January 26	Reassigned forward Tom Kostopoulos to Wilkes-Barre/Scranton (AHL)
January 27	Recalled forward Konstantin Koltsov from Wilkes-Barre/Scranton (AHL)
January 31	Reassigned forward Konstantin Koltsov to Wilkes-Barre/Scranton (AHL)
February 9	Acquired defenseman Shawn Heins from San Jose in exchange for a conditional draft choice
February 10	Acquired a conditional draft choice from Calgary in exchange for defenseman Andrew Ference
February 10	Acquired forwards Mikael Samuelsson, Rico Fata, defensemen Joel Bouchard and Richard Lintner and future considerations from the New York Rangers in exchange for forwards Alexei Kovalev, Dan LaCouture, and defensemen Janne Laukkanen and Mike Wilson
February 10	Assigned defensemen Richard Lintner to Wilkes-Barre/Scranton (AHL)
February 14	Recalled forward Tomas Surovy from Wilkes-Barre/Scranton (AHL)
February 25	Reassigned Forwards Michal Sivek and Milan Kraft to Wilkes-Barre/Scranton (AHL)
February 25	Recalled defenseman Richard Lintner from Wilkes-Barre/Scranton (AHL)
February 26	Assigned goaltender Jean-Sebastien Aubin to Wilkes-Barre/Scranton (AHL)
February 28	Recalled center Kris Beech from Wilkes-Barre/Scranton (AHL)
March 9	Acquired a fifth round draft choice from the New York Islanders in exchange for center Randy Robitaille
March 9	Recalled right wing Eric Meloche from Wilkes-Barre/Scranton (AHL)
March 11	Acquired right wing Matt Bradley from San Jose in exchange for center Wayne Premeau
March 11	Acquired left wings Ramzi Abid and Guillaume Lefebvre and defenseman Dan Focht from Phoenix in exchange for center Jan Hrdina and defenseman Francois Leroux
March 11	Acquired center Brian Holzinger from Tampa Bay in exchange for defenseman Marc Bergevin
March 11	Acquired a fourth round choice in the 2003 Entry Draft from Boston in exchange for defenseman Ian Moran
March 11	Acquired defenseman Micki Dupont and center Mathias Johansson from Calgary in exchange for right wing Shean Donovan
March 11	Assigned defenseman Micki Dupont to Wilkes-Barre/Scranton (AHL)
March 12	Reassigned center Kris Beech to Wilkes-Barre/Scranton (AHL)
March 31	Recalled right wing Alexandre Daigle from Wilkes-Barre/Scranton (AHL)
April 6	Reassigned goaltender Sebastien Caron and forwards Alexandre Daigle, Guillaume Lefebvre, Eric Meloche, and Tomas Surovy to Wilkes-Barre/Scranton (AHL)

# HIGHLIGHTS



- \* The Penguins win their first game of the season on October 12, 6-0, against the New York Rangers.
- \* Off to a good start: The Pens raise their record to 7-2-2 with a 5-3 win against Tampa Bay on November 2.
- \* Seven different Penguins score in a 7-2 win against the Flyers on November 27th.
- \* Martin Straka records his 300th assist on December 7th against the New York Islanders.
- \* Six different Penguins scored in a 6-1 win against the Rangers on December 26th. Among those scoring was Michal Sivek, who recorded his first NHL goal.
- \* Sebastien Caron makes his first NHL start, stopping 31 shots to win against Boston, 2-1, on January 13.
- \* In just his second start, Sebastien Caron records his first career shutout in a 2-0 win versus the Carolina Hurricanes on January 15th.
- \* Alexei Kovalev records a hat-trick on January 25th against Chicago.
- \* Mario Lemieux records his 1,000th career assist, recording helpers on four goals scored by Steve McKenna and Alexei Kovalev on February 8th against the Boston Bruins.
- \* Tomas Surovy nets his first career NHL goal on February 15th against the New Jersey Devils in just his second NHL game.
- \* Mario Lemieux scores his 11th career overtime game-winner against the Edmonton Oilers on February 18th.
- \* Shawn Heins scores his first goal as a Penguin with 27 seconds left in overtime to defeat St. Louis, 2-1, on February 22nd.
- \* Martin Straka scores his 500th career point on March 18th against Detroit.
- \* The Penguins down the Rangers, 3-1, on March 26th to end their 16-game winless streak.
- \* The Penguins came back to win their last home game of the season, 3-2, when Eric Meloche scores with 11 seconds remaining in the April 2 contest.



Tomas Surovy



Sebastien Caron



Michal Sivek



# SCORING BREAKDOWN

	HOME				ROAD				PP			SH			ATLANTIC			
	GP	G	A	PTS	GP	G	A	PTS	G	A	PTS	G	A	PTS	GP	G	A	PTS
Ramzi Abid	3	0	0	0	0	0	0	0	0	0	0	0	0	0	1	0	0	0
Jean-Sebastien Aubin	11	0	0	0	10	0	1	1	0	1	1	0	0	0	7	0	0	0
Kris Beech	5	0	0	0	7	0	1	1	0	0	0	0	0	0	1	0	0	0
Marc Bergevin	34	1	3	4	35	1	2	3	0	0	0	0	1	1	14	0	1	1
Joel Bouchard	4	0	0	0	3	0	1	1	0	1	1	0	0	0	2	0	1	1
Sebastien Caron	9	0	0	0	15	0	0	0	0	0	0	0	0	0	7	0	0	0
Alexandre Daigle	15	1	2	3	18	3	1	4	1	1	2	0	0	0	6	0	1	1
Shean Donovan	29	2	3	5	23	2	2	4	0	0	0	1	0	1	10	0	1	1
Rico Fata	15	3	5	8	12	2	3	5	0	3	3	0	0	0	9	3	2	5
Andrew Ference	11	1	3	4	11	0	0	0	1	0	1	0	0	0	6	0	1	1
Dan Focht	6	0	1	1	6	0	2	2	0	2	2	0	0	0	6	0	3	3
Johan Hedberg	23	0	0	0	18	0	2	2	0	1	1	0	1	1	8	0	0	0
Shawn Heins	15	1	1	2	12	0	0	0	0	0	0	0	0	0	9	0	0	0
Brian Holzinger	4	1	0	1	5	0	2	2	0	2	2	0	0	0	5	0	2	2
Jan Hrdina	29	7	11	18	28	7	14	21	11	8	19	0	1	1	11	2	6	8
Mathias Johansson	6	0	3	3	6	1	2	3	1	0	1	0	0	0	6	1	3	4
Hans Jonsson	31	1	1	2	32	0	3	3	0	1	1	0	0	0	15	1	1	2
Konstantin Koltsov	0	0	0	0	2	0	0	0	0	0	0	0	0	0	1	0	0	0
Tom Kostopoulos	4	0	1	1	4	0	0	0	0	1	1	0	0	0	1	0	0	0
Alexei Kovalev	25	14	19	33	29	13	18	31	8	21	29	0	0	0	10	2	10	12
Milan Kraft	14	6	2	8	17	1	3	4	0	3	3	0	0	0	7	1	1	2
Dan LaCouture	21	2	0	2	23	0	2	2	0	0	0	0	0	0	8	1	0	1
Janne Laukkanen	11	1	4	5	6	0	2	2	0	2	2	0	0	0	3	1	3	4
Guillaume Lefebvre	6	2	3	5	6	0	1	1	0	1	1	0	0	0	6	1	0	1
Mario Lemieux	37	15	33	48	30	13	30	43	14	31	45	0	0	0	16	9	11	20
Richard Lintner	9	2	0	2	10	1	2	3	1	1	2	0	0	0	6	0	1	1
Ross Lupaschuk	0	0	0	0	3	0	0	0	0	0	0	0	0	0	0	0	0	0
Kent Manderville	41	1	2	3	41	1	3	4	0	0	0	0	0	0	20	0	0	0
Steve McKenna	39	3	0	3	40	6	1	7	5	0	5	0	0	0	20	3	0	3
Josef Melichar	3	0	0	0	5	0	0	0	0	0	0	0	0	0	2	0	0	0
Eric Meloche	6	2	1	3	7	3	0	3	2	0	2	0	0	0	6	1	0	1
Ian Moran	35	0	3	3	35	0	4	4	0	0	0	0	0	0	14	0	2	2
Aleksey Morozov	14	5	9	14	13	4	7	11	6	11	17	0	0	0	5	3	5	8
Ville Nieminen	36	2	6	8	39	7	6	13	0	3	3	2	0	2	19	3	2	5
Brooks Orpik	1	0	0	0	5	0	0	0	0	0	0	0	0	0	1	0	0	0
Wayne Primeau	35	1	8	9	35	4	3	7	1	1	2	0	2	2	14	1	1	2
Jamie Pushor	38	1	0	1	38	2	1	3	0	0	0	0	0	0	19	1	0	1
Randy Robitaille	24	3	8	11	17	2	4	6	1	1	2	0	0	0	11	2	4	6
Michal Rozsival	24	2	1	3	29	2	5	7	1	3	4	0	0	0	14	1	2	3
Mikael Samuelsson	11	1	0	1	11	1	0	1	1	0	1	0	0	0	8	1	0	1
Michal Sivek	19	1	2	3	19	2	1	3	1	1	2	0	0	0	9	2	1	3
Martin Straka	30	13	14	27	30	5	14	19	7	6	13	0	0	0	17	7	9	16
Tomas Surovy	14	2	6	8	12	2	1	3	1	0	1	0	0	0	9	2	2	4
Dick Tarnstrom	31	2	19	21	30	5	15	20	3	22	25	0	0	0	13	1	9	10
Vladimir Vujtek	3	0	1	1	2	0	0	0	0	1	1	0	0	0	0	0	0	0

## HOME GOALTENDING

GOALIE	GP	MP	GF	GA	PPGA	ENG	SO	GAA	W-L-T	SHOTS	SAV%
J.S. Aubin	11	623:07	34	26	3	1	1	2.50	5-6-0	301	.914
Sebastien Caron	9	500:17	14	27	6	0	0	3.24	2-6-0	266	.898
Johan Hedberg	23	1349:02	51	77	20	1	1	3.42	8-12-2	666	.884
TOTALS	41	2483:55	99	132	29	2	2	3.19	15-24-2	1235	.893

## ROAD GOALTENDING

GOALIE	GP	MP	GF	GA	PPGA	ENG	SO	GAA	W-L-T	SHOTS	SAV%
J.S. Aubin	10	509:09	18	33	7	2	0	3.89	1-7-0	288	.885
Sebastien Caron	15	907:50	23	35	6	1	2	2.31	5-8-2	475	.926
Johan Hedberg	18	1061:09	49	49	16	3	0	2.77	6-10-2	531	.908
TOTALS	41	2487:53	90	123	29	6	2	2.97	12-25-4	1300	.905

# QUARTERLY BREAKDOWN



	1-20				21-41				42-61				62-82				TOTALS			
	GP	G	A	PIS	GP	G	A	PIS	GP	G	A	PIS	GP	G	A	PIS	GP	G	A	PIS
Ramzi Abid	--	--	--	--	--	--	--	--	--	--	--	--	3	0	0	0	3	0	0	0
J.S. Aubin	6	0	0	0	12	0	1	1	3	0	0	0	0	0	0	0	21	0	1	1
Kris Beech	2	0	1	1	4	0	0	0	0	0	0	0	6	0	0	0	12	0	1	1
Marc Bergevin	19	2	1	3	21	0	3	3	20	0	1	1	9	0	0	0	69	2	5	7
Joel Bouchard	--	--	--	--	--	--	--	--	5	0	1	1	2	0	0	0	7	0	1	1
Sebastien Caron	0	0	0	0	0	0	0	0	13	0	0	0	11	0	0	0	24	0	0	0
Alexandre Daigle	20	4	3	7	10	0	0	0	--	--	--	3	0	0	0	33	4	3	7	
Shean Donovan	13	1	1	2	10	1	2	3	20	2	1	3	9	0	1	1	52	4	5	9
Rico Fata	--	--	--	--	--	--	--	--	6	1	3	4	21	4	5	9	27	5	8	13
Andrew Ference	0	0	0	0	18	1	3	4	4	0	0	0	--	--	--	--	22	1	3	4
Dan Focht	--	--	--	--	--	--	--	--	--	--	--	--	12	0	3	3	12	0	3	3
Johan Hedberg	15	0	2	2	10	0	0	0	5	0	0	0	11	0	0	0	41	0	2	2
Shawn Heins	--	--	--	--	--	--	--	--	6	1	1	2	21	0	0	0	27	1	1	2
Brian Holzinger	--	--	--	--	--	--	--	--	--	--	--	--	9	1	2	3	9	1	2	3
Jan Hrdina	20	8	7	15	20	5	12	17	15	1	5	6	2	0	1	1	57	14	25	39
Mathias Johansson	--	--	--	--	--	--	--	--	--	--	--	--	12	1	5	6	12	1	5	6
Hans Jonsson	11	0	0	0	18	1	2	3	15	0	2	2	19	0	0	0	63	1	4	5
Konstantin Koltsov	0	0	0	0	0	0	0	0	2	0	0	0	0	0	0	0	2	0	0	0
Tom Kostopoulos	0	0	0	0	0	0	0	0	8	0	1	1	0	0	0	0	8	0	1	1
Alexei Kovalev	20	12	14	26	20	7	19	26	14	8	4	12	--	--	--	--	54	27	37	64
Milan Kraft	1	0	0	0	14	5	4	9	16	2	1	3	--	--	--	--	31	7	5	12
Dan LaCouture	19	1	1	2	17	1	1	2	8	0	0	0	--	--	--	--	44	2	2	4
Janne Laukkanen	11	0	2	2	6	1	4	5	0	0	0	0	--	--	--	--	17	1	6	7
Guillaume Lefebvre	--	--	--	--	--	--	--	--	--	--	--	--	12	2	4	6	12	2	4	6
Mario Lemieux	20	11	30	41	20	9	18	27	10	2	8	10	17	6	7	13	67	28	63	91
Richard Lintner	--	--	--	--	--	--	--	--	--	--	--	--	19	3	2	5	19	3	2	5
Ross Lupaschuk	0	0	0	0	3	0	0	0	0	0	0	0	0	0	0	0	3	0	0	0
Kent Manderville	20	1	1	2	21	0	2	2	20	1	1	2	21	0	1	1	82	2	5	7
Steve McKenna	19	0	0	0	20	4	0	4	19	5	0	5	21	0	1	1	79	9	1	10
Josef Melichar	8	0	0	0	0	0	0	0	0	0	0	0	0	0	0	0	0	0	0	0
Eric Meloche	0	0	0	0	0	0	0	0	0	0	0	0	13	5	1	6	13	5	1	6
Ian Moran	20	0	3	3	21	0	1	1	20	0	3	3	9	0	0	0	70	0	7	7
Aleksey Morozov	20	8	15	23	7	1	1	2	0	0	0	0	0	0	0	0	27	9	16	25
Ville Nieminen	20	2	3	5	21	4	6	10	18	2	3	5	16	1	0	1	75	9	12	21
Brooks Orpik	0	0	0	0	6	0	0	0	0	0	0	0	0	0	0	0	6	0	0	0
Wayne Primeau	20	2	4	6	21	2	2	4	20	1	4	6	6	0	1	1	70	5	11	16
Jamie Pushor	20	0	0	0	20	1	1	2	16	0	0	0	20	2	0	2	76	3	1	4
Randy Robitaille	8	2	2	4	11	0	3	3	15	3	5	8	7	0	2	2	41	5	12	17
Michal Rozsival	15	1	2	3	10	1	2	3	20	2	1	3	8	0	1	1	53	4	6	10
Mikael Samuelsson	--	--	--	--	--	--	--	--	6	2	0	2	16	0	0	0	22	2	0	2
Michal Sivek	--	--	--	--	19	3	3	6	18	0	0	0	1	0	0	0	38	3	3	6
Martin Straka	9	3	5	8	15	9	8	17	15	2	7	9	21	4	8	12	60	18	28	46
Tomas Surovy	0	0	0	0	0	0	0	0	5	3	0	3	21	1	7	8	26	4	7	11
Dick Tarnstrom	20	4	17	21	5	1	5	6	19	0	8	8	18	2	4	6	62	7	34	41
Vladimir Vujtek	5	0	1	1	--	--	--	--	--	--	--	--	--	--	--	--	5	0	1	1

	1-20		21-41		42-61		62-82		TOTALS	
	GP	RECORD	GP	RECORD	GP	RECORD	GP	RECORD	GP	RECORD
J. S. Aubin	6	2-3-0	12	3-8-0	3	1-2-0	0	0-0-0	21	6-13-0
Sebastien Caron	0	0-0-0	0	0-0-0	13	5-6-1	11	2-8-1	24	7-14-2
Johan Hedberg	15	7-5-3	10	5-5-0	5	2-3-0	11	0-9-1	41	14-22-4

	1-20			21-41			42-61			62-82			TOTALS		
	GA	GAA	SV%	GA	GAA	SV%	GA	GAA	SV%	GA	GAA	SV%	GA	GAA	SV%
J. S. Aubin	15	2.90	.911	35	3.08	.954	9	3.88	.845	0	0	0	59	3.13	.900
Sebastien Caron	0	0	0	0	0	0	28	2.19	.931	34	3.17	.885	62	2.64	.916
Johan Hedberg	42	2.78	.907	28	2.89	.900	14	2.80	.903	42	4.06	.869	126	3.14	.895





# INJURIES

PLAYERS	INJURY	GAMES MISSED	TOTAL GAMES	
			BY INJURY	MISSED
ABID	Knee	Mar.18-Apr.5	9	9
AUBIN	Bruised Hand	Feb.8-25	9	9
BEECH	Emergency Appendectomy	Dec.15-Jan.13	15	15
BOUCHARD	Broken Jaw	Feb.22-Mar.31	20	20
BRADLEY	Broken bone in wrist	Mar.12-Apr.5	12	12
DONOVAN	Knee Injury	Nov.2-16	7	18
	Broken Foot	Nov.30-Dec.19	11	
FERENCE	Hernia	Oct.10-Nov.27	21	21
HEDBERG	Shoulder, Fractured clavicle	Jan.7-Feb.6	14	14
HOLZINGER	Knee	Mar.31-Apr.5	3	3
HRDINA	Back Spasms	Jan.7-9	2	13
	Hip	Feb.14-20	4	
	Hip	Feb.27-Mar.9	7	
JONSSON	Thigh Injury	Dec.15-19	3	3
KOVALEV	Bruised tricep muscle	Dec.7	1	1
KRAFT	Groin	Feb.15-23	5	5
LACOUTURE	Concussion	Dec.7-14	4	4
LAUKKANEN	Hip	Dec.14-Feb.8	27	27
LEMIEUX	Groin	Jan.9-11	2	12
	Groin	Jan.15-30	8	
	Back Spasms	Mar.26-29	2	
MCKENNA	Infection of the elbow	Dec.10	1	2
	Flu	Feb.4	1	
MELICHAR	Sub-luxation of the shoulder	Oct.14-Nov.2	9	74
	Sub-luxation of the shoulder	Nov.20-Apr.5	65	
MOROZOV	Fractured Wrist	Dec.12-Apr.5	55	55
ROBITAILLE	Cracked bone in foot	Oct.22-Nov.14	10	10
ROZSIVAL	Sore Groin	Oct.19	1	29
	Separated shoulder	Nov.18-Dec.17	15	
	Head	Feb.23-27	3	
	Bruised thumb	Mar.4-16	7	
	Thumb	Mar.3-Apr.5	3	
SAMUELSSON	Sprained knee ligament	Mar.6-15	5	5
SIVEK	Thigh	Feb.14	1	1
STRAKA	Back	Oct.10-Nov.2	11	22
	Hamstring	Nov.29-30	2	
	Hamstring	Dec.10-15	4	
	Hamstring	Feb.12-20	5	
TARNSTROM	Broken Foot	Nov.30-Dec.30	15	20
	Strained hamstring	Jan.7-9	2	
	Hip	Mar.20-23	3	
VUJTEK	Sore shoulder	Oct.30-Nov.14	6	6



# MAN GAMES LOST



DATE	OPPONENT	PLAYER (S)	GAMES LOST
Oct.10	TORONTO	Ference, Straka	2/2
Oct.12	NY RANGERS	Ference, Straka	2/4
Oct.14	@ Toronto	Ference, Melichar, Straka	3/7
Oct.16	ATLANTA	Ference, Melichar, Straka	3/10
Oct.19	TAMPA BAY	Ference, Melichar, Rozsival, Straka	4/14
Oct.22	@ Montreal	Ference, Melichar, Robitaille, Straka	4/18
Oct.25	@ Detroit	Ference, Melichar, Robitaille, Straka	4/22
Oct.26	BUFFALO	Ference, Melichar, Robitaille, Straka	4/26
Oct.28	WASHINGTON	Ference, Melichar, Robitaille, Straka	4/30
Oct.30	@ Ottawa	Ference, Melichar, Robitaille, Straka, Vujtek	5/35
Nov.2	TAMPA BAY	Donovan, Ference, Melichar, Robitaille, Straka, Vujtek	6/41
Nov.6	@ Florida	Donovan, Ference, Robitaille, Vujtek	4/45
Nov.8	@ Tampa Bay	Donovan, Ference, Robitaille, Vujtek	4/49
Nov.9	@ Carolina	Donovan, Ference, Robitaille, Vujtek	4/53
Nov.14	@ Minnesota	Donovan, Ference, Robitaille, Vujtek	4/57
Nov.16	NY ISLANDERS	Donovan, Ference	2/59
Nov.18	@ Montreal	Donovan, Ference, Rozsival	3/62
Nov.20	MONTREAL	Ference, Melichar, Rozsival	3/65
Nov.22	@ Atlanta	Ference, Melichar, Rozsival	3/68
Nov.23	SAN JOSE	Ference, Melichar, Rozsival	3/71
Nov.27	PHILADELPHIA	Ference, Melichar, Rozsival	3/74
Nov.29	@ Buffalo	Donovan, Melichar, Rozsival, Straka	4/78
Nov.30	BOSTON	Donovan, Melichar, Rozsival, Straka, Tarnstrom	5/83
Dec.3	WASHINGTON	Donovan, Melichar, Rozsival, Tarnstrom	4/87
Dec.6	@ New Jersey	Donovan, Melichar, Rozsival, Tarnstrom	4/91
Dec.7	NY ISLANDERS	Donovan, Kovalev, LaCouture, Rozsival, Tarnstrom	6/97
Dec.10	@ Toronto	Donovan, LaCouture, McKenna, Melichar, Rozsival, Straka, Tarnstrom	7/104
Dec.12	@ San Jose	Donovan, LaCouture, Melichar, Morozov, Rozsival, Straka, Tarnstrom	7/111
Dec.14	@ Los Angeles	Donovan, LaCouture, Laukkanen, Melichar, Morozov, Rozsival, Straka, Tarnstrom	8/119
Dec.15	@ Anaheim	Beech, Donovan, Jonsson, Laukkanen, Melichar, Morozov, Rozsival, Straka, Tarnstrom	9/128
Dec.17	@ Phoenix	Beech, Donovan, Jonsson, Laukkanen, Melichar, Morozov, Rozsival, Tarnstrom	8/136
Dec.19	NEW JERSEY	Beech, Donovan, Jonsson, Laukkanen, Melichar, Morozov, Tarnstrom	7/143
Dec.21	CALGARY	Beech, Laukkanen, Melichar, Morozov, Tarnstrom	5/148
Dec.23	BUFFALO	Beech, Laukkanen, Melichar, Morozov, Tarnstrom	5/153
Dec.26	@ NY Rangers	Beech, Laukkanen, Melichar, Morozov, Tarnstrom	5/158
Dec.28	MONTREAL	Beech, Laukkanen, Melichar, Morozov, Tarnstrom	5/163
Dec.30	ATLANTA	Beech, Laukkanen, Melichar, Morozov, Tarnstrom	5/168
Dec.31	@ Columbus	Beech, Laukkanen, Melichar, Morozov	4/172
Jan.3	@ Atlanta	Beech, Laukkanen, Melichar, Morozov	4/176
Jan.4	NY ISLANDERS	Beech, Laukkanen, Melichar, Morozov	4/180
Jan.7	@ NY Islanders	Beech, Hedberg, Hrdina, Laukkanen, Melichar, Morozov, Tarnstrom	7/187
Jan.9	TORONTO	Beech, Hedberg, Hrdina, Laukkanen, Lemieux, Melichar, Morozov, Tarnstrom	8/195
Jan.11	NY RANGERS	Beech, Hedberg, Laukkanen, Lemieux, Melichar, Morozov	6/201
Jan.13	@ Boston	Beech, Hedberg, Laukkanen, Melichar, Morozov	5/206
Jan.15	@ Carolina	Hedberg, Laukkanen, Lemieux, Melichar, Morozov	5/211
Jan.17	@ Tampa Bay	Hedberg, Laukkanen, Lemieux, Melichar, Morozov	5/216
Jan.18	@ Florida	Hedberg, Laukkanen, Lemieux, Melichar, Morozov	5/221
Jan.21	@ Buffalo	Hedberg, Laukkanen, Lemieux, Melichar, Morozov	5/226
Jan.23	BOSTON	Hedberg, Laukkanen, Lemieux, Melichar, Morozov	5/231
Jan.25	CHICAGO	Hedberg, Laukkanen, Lemieux, Melichar, Morozov	5/236
Jan.28	@ NY Islanders	Hedberg, Laukkanen, Lemieux, Melichar, Morozov	5/241
Jan.30	@ Washington	Hedberg, Laukkanen, Lemieux, Melichar, Morozov	5/246
Feb.4	VANCOUVER	Hedberg, Laukkanen, McKenna, Melichar, Morozov	5/251
Feb.6	FLORIDA	Hedberg, Laukkanen, Melichar, Morozov	4/255
Feb.8	@ Boston	Aubin, Laukkanen, Melichar, Morozov	4/259
Feb.12	OTTAWA	Aubin, Melichar, Morozov, Straka	4/263
Feb.14	@ NY Rangers	Aubin, Hrdina, Melichar, Morozov, Sivek, Straka	6/269
Feb.15	@ New Jersey	Aubin, Hrdina, Kraft, Melichar, Morozov, Straka	6/275
Feb.18	EDMONTON	Aubin, Hrdina, Kraft, Melichar, Morozov, Straka	6/281
Feb.20	COLORADO	Aubin, Hrdina, Kraft, Melichar, Morozov, Straka	6/287
Feb.22	ST. LOUIS	Aubin, Bouchard, Kraft, Melichar, Morozov	5/292
Feb.23	NEW JERSEY	Aubin, Bouchard, Kraft, Melichar, Morozov, Rozsival	6/298
Feb.25	LOS ANGELES	Aubin, Bouchard, Melichar, Morozov, Rozsival	5/303
Feb.27	@ Nashville	Bouchard, Hrdina, Melichar, Morozov, Rozsival	5/308
Mar.1	@ Colorado	Bouchard, Hrdina, Melichar, Morozov	4/312
Mar.2	@ Dallas	Bouchard, Hrdina, Melichar, Morozov	4/316
Mar.4	PHOENIX	Bouchard, Hrdina, Melichar, Morozov, Rozsival	5/321
Mar.6	CAROLINA	Bouchard, Hrdina, Melichar, Morozov, Rozsival, Samuelsson	6/327
Mar.8	OTTAWA	Bouchard, Hrdina, Melichar, Morozov, Rozsival, Samuelsson	6/333
Mar.9	@ Ottawa	Bouchard, Hrdina, Melichar, Morozov, Rozsival, Samuelsson	6/339
Mar.12	NASHVILLE	Bouchard, Bradley, Melichar, Morozov, Rozsival, Samuelsson	6/345
Mar.15	PHILADELPHIA	Bouchard, Bradley, Melichar, Morozov, Rozsival, Samuelsson	6/351
Mar.16	FLORIDA	Bouchard, Bradley, Melichar, Morozov, Rozsival	5/356
Mar.18	DETROIT	Abid, Bouchard, Bradley, Melichar, Morozov	5/361
Mar.20	@ Philadelphia	Abid, Bouchard, Bradley, Melichar, Morozov, Tarnstrom	6/367
Mar.21	@ New Jersey	Abid, Bouchard, Bradley, Melichar, Morozov, Tarnstrom	6/373
Mar.23	@ Chicago	Abid, Bouchard, Bradley, Melichar, Morozov, Tarnstrom	6/379
Mar.26	@ NY Rangers	Abid, Bouchard, Bradley, Lemieux, Melichar, Morozov	6/385
Mar.29	@ Philadelphia	Abid, Bouchard, Bradley, Lemieux, Melichar, Morozov	6/391
Mar.31	PHILADELPHIA	Abid, Bouchard, Bradley, Holzinger, Melichar, Morozov, Rozsival	7/398
Apr.2	CAROLINA	Abid, Bradley, Holzinger, Melichar, Morozov, Rozsival	6/404
Apr.5	@ Washington	Abid, Bradley, Holzinger, Melichar, Morozov, Rozsival	6/410



# SUPERLATIVES

## TEAM SINGLE GAME HIGHLIGHTS

	<u>At Home</u>	<u>On the Road</u>
Most Goals For	7-2 win vs. Philadelphia, Nov. 27	6-1 win at NY Rangers, Dec. 27
Largest Winning Margin	6-0 win vs. NY Rangers, Oct. 12	6-1 win at NY Rangers, Dec. 27

## TEAM SEASON HIGHLIGHTS

	<u>Overall</u>	<u>Home</u>	<u>Road</u>
Longest Winning Streak	4 - Dec. 21-28 4 - Nov. 22-29 4 - Oct.26-Nov. 2	3 - Dec. 21-28 3 - Oct. 26-Nov. 2	3 - Jan. 13-17
Longest Unbeaten Streak	5 - Oct. 12-22 (3-0-2-0)	6 - Oct. 12-Nov. 2 (5-0-1-0)	3 - Jan. 13-17 (3-0-0-0)

## GOALTENDING HIGHLIGHTS

Most Saves In a Game	43	Johan Hedberg, Nov. 29 vs. Buffalo
Most Consecutive Starts	6	Johan Hedberg, Oct.26-Nov.8 (4-2-0)
Longest Win Streak	4	Johan Hedberg, Oct.26-Nov. 2
Longest Unbeaten Streak	8	Johan Hedberg, Oct. 14-Nov. 2 (6-0-2)

## INDIVIDUAL SINGLE GAME HIGHLIGHTS

	<u>At Home</u>	<u>On the Road</u>
Most Goals	3 - Alexei Kovalev (Jan. 25 vs. Chicago)	2 - Mario Lemieux (Oct.14 at Toronto) 2 - Aleksey Morozov (Oct.14 at Toronto) 2 - Alexei Kovalev (Oct.22 at Montreal) 2 - Alexei Kovalev (Oct.25 at Detroit) 2 - Alexei Kovalev (Nov.29 at Buffalo) 2 - Mario Lemieux (Dec.12 at San Jose) 2 - Steve McKenna (Feb.8 at Boston) 2 - Alexei Kovalev (Feb.8 at Boston)
Most Assists	4 - Mario Lemieux (Nov. 27 vs. Philadelphia)	4 - Mario Lemieux (Feb. 8 @ Boston)
Most Points	4; Randy Robitaille (1+3) (Jan.25 vs. Chicago) 4; Mario Lemieux (1+3) (Dec.23 vs. Buffalo) 4; Mario Lemieux (0+4) (Nov.27 vs. Philadelphia) 4; Mario Lemieux (1+3) (Nov.2 vs. Tampa Bay) 4; Aleksey Morozov (2+2) (Oct.12 vs. NY Rangers)	4; Alexei Kovalev (2+2) Feb.8 @ Boston 4; Mario Lemieux (0+4) Feb.8 @ Boston 4; Dick Tarnstrom (1+3) Nov.18 @ Montreal 4; Mario Lemieux (2+2) Oct.14 @ Toronto 4; Aleksey Morozov (2+2) Oct.14 @ Toronto

## INDIVIDUAL SEASON HIGHLIGHTS

Most Goals	Mario Lemieux	28
Most Assists	Mario Lemieux	63
Most Points	Mario Lemieux	91
Most Penalty Minutes	Steve McKenna	128
Most Shots	Mario Lemieux	235
Most Power-play Goals	Mario Lemieux	14
Most Short-handed Goals	Ville Nieminen	2
Most Game-winning Goals	Mario Lemieux, Martin Straka	4
Most Games Played	Kent Manderville	82
Highest Plus/Minus Rating	Guillaume Lefebvre	Plus-2
Top Scoring Center	Mario Lemieux	91 Points (28-63)
Top Scoring Right Wing	Alexei Kovalev	64 Points (27-37)
Top Scoring Left Wing	Martin Straka	46 Points (18-28)
Top Scoring Defenseman	Dick Tarnstrom	41 Points (7-34)
Top Scoring Rookie	Tomas Surovy	11 Points (4-7)
Longest Goal Scoring Streak	Alexei Kovalev (Oct.16-Oct.26)	(7Goals) 5 Games
Longest Assist Streak	Mario Lemieux (Oct.12-Nov.6)	(21 assists) 11 Games
Longest Point Streak	Mario Lemieux (Oct.12-Nov.6)	(8+21=29) 11 Games
	Alexei Kovalev (Oct.12-Nov.6)	(10+9=19) 11 Games
Most Goals At Home	Mario Lemieux	15
Most Goals On the Road	Mario Lemieux, Alexei Kovalev	13
Most Points At Home	Mario Lemieux	48
Most Points On the Road	Mario Lemieux	43

# OPPONENTS





# MIGHTY DUCKS OF ANAHEIM



PETR SYKORA

**All-Time NHL Record:**

309-365-97-17

**Stanley Cup Titles:**

None

**Founded:**

1992

**Location:**

2695 East Katella Ave.,  
Anaheim, CA 92806

**General Office Phone:**

(714) 940-2900

**Arena (Capacity):**

Arrowhead Pond (17,174)

**General Manager:**

Bryan Murray

**Head Coach:**

Mike Babcock

**Coach's NHL Record (Seasons):**

40-33-9 (1)

**Assistant Coaches:**

Lorne Henning, Paul MacLean,  
Greg Carvel

**Website:**

www.mightyducks.com

## PENGUINS vs. MIGHTY DUCKS

**2002-03 Record:** 40-27-9-6; Second place, Pacific Division, 11th overall

**2003 Playoff Record:** Defeated Detroit, 4-0, WCQF; Defeated Dallas, 4-2, WCSF; Defeated Minnesota, 4-0, WCF; Lost to New Jersey, 4-3, Stanley Cup Finals

**2002-03 Top Scorer:** Paul Kariya (25-56-81)

**All-time Anaheim scorer vs. Pittsburgh:**

Teemu Selanne (9gp, 4-14-18)

**All-time Pittsburgh scorer vs. Anaheim:**

Jaromir Jagr (11gp, 11-11-22)

**Longest Anaheim win streak vs. Pittsburgh:**

3, Jan. 18, 1999-Jan. 29, 2000; Oct. 6, 2001-Dec. 15, 2002 (Current)

**Longest Pittsburgh win streak vs. Anaheim:**

4, Dec. 7, 1996-Dec. 10, 1997

**Longest Anaheim undefeated streak vs. Pittsburgh:**

4, Dec. 1, 1998-Jan. 29, 2000 (3-0-1)

**Longest Pittsburgh undefeated streak vs. Anaheim:**

4, Dec. 7, 1996-Dec. 10, 1997 (4-0-0)

**Last Anaheim win at home:**

Dec. 15, 2002 (5-0) (0-0-0 since last win)

**Last Pittsburgh win at home:**

Jan. 15, 2001 (3-2) (0-1-0 since last win)

**Last Anaheim win at Pittsburgh:**

Oct. 6, 2001 (4-2) (0-0-0 since last win)

**Last Pittsburgh win at Anaheim:**

Dec. 10, 1997 (3-0) (0-4-0 since last win)

**Most goals by Anaheim vs. Pittsburgh:**

7, Jan. 29, 2000 (A, 7-1)

**Most goals by Pittsburgh vs. Anaheim:**

7, Dec. 11, 1996 (P, 7-3)

**Most goals by both teams:**

10, Dec. 11, 1996 (P, 7-3)

**Last Anaheim shutout vs. Pittsburgh:**

Dec. 15, 2002 (5-0), J.S. Giguere

**Last Pittsburgh shutout vs. Anaheim:**

Dec. 10, 1997 (3-0), Tom Barrasso

**Last Anaheim hat-trick vs. Pittsburgh:**

None

**Last Pittsburgh hat-trick vs. Anaheim:**

None

**Last Pittsburgh trade with Anaheim:**

Mar. 8, 2002-Bert Robertsson to Pittsburgh for Mark Moore

**Overtime record vs. Pittsburgh:** 1-0-2

## YEAR BY YEAR

YEAR	PIT.	ROAD	TOTAL	GF/GA
1993-94	0-0-1	1-0-0	1-0-1	7-5
1994-95	Did Not Play			
1995-96	1-0-0	0-1-0	1-1-0	8-8
1996-97	1-0-0	1-0-0	2-0-0	12-6
1997-98	1-0-0	1-0-0	2-0-0	8-2
1998-99	0-0-1	0-1-0	0-1-1	7-9
1999-00	0-1-0	0-1-0	0-2-0	2-9
2000-01	1-0-0	0-0-0	1-0-0	3-2
2001-02	0-1-0	0-1-0	0-2-0	4-8
2002-03	0-0-0	0-1-0	0-1-0	0-5
<b>TOTALS</b>	<b>4-2-2</b>	<b>3-5-0</b>	<b>7-7-2</b>	<b>51-54</b>

## 2003-04 SCHEDULE

March 6 @ PITTSBURGH, 7:30pm



# 2002-03 SEASON SERIES



2002-03	GP	W	L	T	OTL	PTS	GF	GA	PPG	SHG	PEN	PIM
PITTSBURGH	1	0	1	0	0	0	0	5	0	0	6	12
ANAHEIM	1	1	0	0	0	2	5	0	1	0	4	8
at Pittsburgh	(0-0-0-0)											
at Anaheim	(0-1-0-0)											
Dec. 15	Pittsburgh (Aubin) 0					at ANAHEIM (Giguere) 5					WG - Carney	

GOALS AND SHOTS BY PERIOD	1ST	2ND	3RD	OT	TOTAL
PITTSBURGH	0-7	0-4	0-8	--	0-19
ANAHEIM	2-12	2-16	1-19	--	5-47


GOALTENDERS	GP	MP	GF	GA	ENG	SO	GAA	SH	SV%	W-L-T
Aubin	1	60:00	0	5	0	0	5.00	47	.912	0-1-0
<b>PITTSBURGH TOTALS</b>	<b>1</b>	<b>60:00</b>	<b>0</b>	<b>5</b>	<b>0</b>	<b>0</b>	<b>5.00</b>	<b>47</b>	<b>.912</b>	<b>0-1-0</b>
Giguere	1	60:00	5	0	0	0	0.00	19	1.000	1-0-0
<b>ANAHEIM TOTALS</b>	<b>1</b>	<b>60:00</b>	<b>5</b>	<b>0</b>	<b>0</b>	<b>0</b>	<b>0.00</b>	<b>19</b>	<b>1.000</b>	<b>1-0-0</b>

<b>POWER-PLAY GOALS:</b>	PITTSBURGH (0 for 3)
	ANAHEIM (1 for 5) - Sykora

PITTSBURGH	GP	G	A	PTS	PIM	SH	+/-	ANAHEIM	GP	G	A	PTS	PIM	SH	+/-
Aubin	1	0	0	0	0	0	--	LeClerc	1	1	3	4	0	3	3
Bergevin	1	0	0	0	2	0	E	Cullen	1	0	4	4	2	2	3
Daigle	1	0	0	0	0	2	E	McDonald	1	2	0	2	0	5	3
Ference	1	0	0	0	0	2	-3	Carney	1	1	1	2	0	2	1
Hrdina	1	0	0	0	0	2	-1	Sykora	1	1	0	1	0	2	E
Kovalev	1	0	0	0	0	0	-2	Kariya	1	0	1	1	0	4	1
Kraft	1	0	0	0	0	3	E	Krog	1	0	1	1	0	1	1
LaCouture	1	0	0	0	0	0	-2	Bylsma	1	0	0	0	0	2	0
Lemieux	1	0	0	0	0	1	-1	Chistov	1	0	0	0	2	1	E
Lupaschuk	1	0	0	0	0	3	E	Chouinard	1	0	0	0	0	3	E
Manderville	1	0	0	0	4	1	E	Giguere	1	0	0	0	0	0	--
McKenna	1	0	0	0	2	0	-1	Havelid	1	0	0	0	0	6	E
Moran	1	0	0	0	0	3	E	Kjellberg	1	0	0	0	0	2	E
Nieminen	1	0	0	0	0	1	-2	Oates	1	0	0	0	0	3	E
Orpik	1	0	0	0	0	0	-1	Olausson	1	0	0	0	2	1	3
Primeau	1	0	0	0	2	0	-1	Rucchin	1	0	0	0	0	5	1
Pushor	1	0	0	0	2	0	-4	Sauer	1	0	0	0	2	3	1
Robitaille	1	0	0	0	0	0	-1	Trnka	1	0	0	0	0	1	2
Sivek	1	0	0	0	0	1	-1	Vishnevski	1	0	0	0	0	1	1
<b>TOTALS</b>	<b>1</b>	<b>0</b>	<b>0</b>	<b>0</b>	<b>12</b>	<b>19</b>		<b>TOTALS</b>	<b>1</b>	<b>5</b>	<b>10</b>	<b>15</b>	<b>8</b>	<b>47</b>	



# ATLANTA THRASHERS



DANY HEATLEY

### All-Time NHL Record:

87-188-37-16

### Stanley Cup Titles:

None

### Founded:

1999

### Location:

One CNN Center, 12th Floor,  
South Tower,  
Atlanta, GA 30348

### General Office Phone:

(404) 827-5300

### Arena (Capacity):

Phillips Arena (18,545)

### President:

Stan Kasten

### General Manager:

Don Waddell

### Head Coach:

Bob Hartley

### Coach's NHL Record (Seasons):

212-133-53 (5)

### Assistant Coaches:

Steve Weeks, Brad McCrimmon

### Website:

[www.atlantathrashers.com](http://www.atlantathrashers.com)

## PENGUINS vs. THRASHERS

**2002-03 Record:** 31-39-7-5; Third place,  
Southeast Division, 23rd overall

**2003 Playoff Record:** Did not qualify

**2002-03 Top Scorer:** Dany Heatley (41-48-89)

### All-time Atlanta scorer vs. Pittsburgh:

Yannic Tremblay (14gp, 2-5-7), Dany Heatley  
(8gp, 3-4-7) & Ilya Kovalchuk (7gp, 4-3-7)

### All-time Pittsburgh scorer vs. Atlanta:

Alexei Kovalev (15gp, 5-15-20)

### Longest Atlanta win streak vs. Pittsburgh:

1, Dec. 30, 2002

### Longest Pittsburgh win streak vs. Atlanta:

14, Jan. 31-2000-Nov. 22, 2002

### Longest Atlanta undefeated streak vs.

Pittsburgh: 1 - Dec. 30, 2002 (1-0-0)

### Longest Pittsburgh undefeated streak vs.

Atlanta: 14, Jan. 31, 2000-Nov. 22, 2002 (14-0-0)

### Last Atlanta win at home:

None

### Last Pittsburgh win at home:

Oct. 16, 2002 (3-2) (0-1-0 since last win)

### Last Atlanta win at Pittsburgh:

Dec. 30, 2002 (3-2, OT) (0-0-0 since last win)

### Last Pittsburgh win at Atlanta:

Jan. 3, 2003 (4-1) (0-0-0 since last win)

### Most goals by Atlanta vs. Pittsburgh:

3, Five times - last time; Dec. 30, 2002 (A, 3-2)

### Most goals by Pittsburgh vs. Atlanta:

6, two times - last time; Dec. 8, 2001 (P, 6-3)

### Most goals by both teams:

9, two times - last time; Dec. 8, 2001 (P, 6-3)

### Last Atlanta shutout vs. Pittsburgh:

None

### Last Pittsburgh shutout vs. Atlanta:

None

### Last Atlanta hat-trick vs. Pittsburgh:

None

### Last Pittsburgh hat-trick vs. Atlanta:

None

### Last Pittsburgh trade with Atlanta:

Jan. 14, 2001 - Jiri Slegr to Atlanta for third  
round choice in 2001 Entry Draft

**Overtime record vs. Pittsburgh:** 1-2-0

## YEAR BY YEAR

YEAR	PIT.	ROAD	TOTAL	GF/GA
1999-00	2-0-0	2-0-0	4-0-0	16-7
2000-01	2-0-0	2-0-0	4-0-0	19-8
2001-02	2-0-0	2-0-0	4-0-0	17-9
2002-03	1-1-0	2-0-0	3-1-0	12-7
<b>TOTALS</b>	<b>7-1-0</b>	<b>8-0-0</b>	<b>15-1-0</b>	<b>64-31</b>

## 2003-04 SCHEDULE

Dec. 1 @ PITTSBURGH, 7:30pm  
 Dec. 12 @ Atlanta, 7:30pm  
 Dec. 20 @ PITTSBURGH, 7:30pm  
 April 2 @ Atlanta, 7:30pm



# 2002-03 SEASON SERIES



2002-03	GP	W	L	T	OTL	PTS	GF	GA	PPG	SHG	PEN	PIM
PITTSBURGH	4	3	0	0	1	7	12	7	3	0	17	37
ATLANTA	4	1	3	0	0	2	7	12	3	2	27	57

at Pittsburgh (1-0-0-1)  
at Atlanta (2-0-0-0)

Oct. 16 Atlanta (Hnlicka) 2 at PITTSBURGH (Hedberg) 3 WG - Robitaille  
Nov. 22 PITTSBURGH (Hedberg) 3 at Atlanta (Nurminen) 1 WG - Kovalev  
Dec. 30 ATLANTA (Nurminen) 3 at Pittsburgh (Aubin) 2 WG - Kovalchuk\*  
Jan. 3 PITTSBURGH (Aubin) 4 at Atlanta (Nurminen) 1 WG - McKenna

\* Kovalchuk scored at 4:40 of overtime

GOALS AND SHOTS BY PERIOD	1ST	2ND	3RD	OT	TOTAL
PITTSBURGH	3-40	3-48	6-31	0-7	12-126
ATLANTA	3-42	1-35	2-43	1-1	7-121

GOALTENDERS	GP	MP	GF	GA	ENG	SO	GAA	SH	SV%	W-L-T
Hedberg	2	120:00	6	3	0	0	1.50	71	.958	2-0-0
Aubin	2	124:27	6	4	0	0	1.94	50	.920	1-1-0
<b>PITTSBURGH TOTALS</b>	<b>4</b>	<b>244:40</b>	<b>12</b>	<b>7</b>	<b>0</b>	<b>0</b>	<b>1.72</b>	<b>121</b>	<b>.942</b>	<b>3-1-0</b>
Nurminen	3	183:15	5	7	2	0	2.30	86	.919	1-2-0
Hnlicka	1	58:52	2	3	0	0	3.05	38	.921	0-1-0
<b>ATLANTA TOTALS</b>	<b>4</b>	<b>244:40</b>	<b>7</b>	<b>12</b>	<b>2</b>	<b>0</b>	<b>2.94</b>	<b>126</b>	<b>.905</b>	<b>1-3-0</b>

**POWER-PLAY GOALS:** PITTSBURGH (3 for 24) – Hrdina, Kovalev, Robitaille  
ATLANTA (3 for 13) – Heatley, Kovalchuk, Savard

**SHORT-HANDED GOALS:** ATLANTA (2) – Heatley, Sutton

PITTSBURGH	GP	G	A	PTS	PIM	SH	+/-	ATLANTA	GP	G	A	PTS	PIM	SH	+/-
Lemieux	4	0	7	7	0	21	1	Kovalchuk	4	3	1	4	2	9	-1
Kovalev	4	2	2	4	2	14	1	Heatley	4	2	1	3	0	10	-2
Tarnstrom	3	1	3	4	4	9	3	Sutton	4	1	1	2	17	2	-4
Kraft	2	2	0	2	0	6	2	Kozlov	3	0	2	2	0	5	-1
Robitaille	1	1	1	2	0	4	1	Stefan	4	0	2	2	0	7	-2
Morozov	2	1	1	2	0	1	1	Savard	3	1	0	1	0	10	-6
Straka	3	1	1	2	0	11	E	Svartvadet	3	0	1	1	2	6	1
Donovan	4	1	1	2	4	5	3	Kaberle	4	0	1	1	0	8	-1
Hrdina	4	1	1	2	6	8	3	Tjarnqvist	4	0	1	1	2	2	-1
Primeau	4	1	1	2	2	6	1	Tremblay	4	0	1	1	0	14	-3
Manderville	4	0	2	2	2	3	3	Bartecko	1	0	0	0	0	0	-1
McKenna	4	1	0	1	8	4	E	Butsayev	1	0	0	0	0	0	E
Ference	1	0	1	1	0	1	E	Hnlicka	1	0	0	0	0	0	--
Sivek	2	0	1	1	2	1	2	Kallio	1	0	0	0	0	1	E
Laukkanen	1	0	0	0	0	0	-1	Safronov	1	0	0	0	2	2	-1
Daigle	2	0	0	0	0	6	-1	Smehlik	1	0	0	0	2	1	E
Aubin	2	0	0	0	0	0	--	Snyder	1	0	0	0	2	0	E
Hedberg	2	0	0	0	0	0	--	Herperger	2	0	0	0	2	4	E
Rozsival	3	0	0	0	0	5	1	Odgers	2	0	0	0	0	1	E
Jonsson	4	0	0	0	2	4	1	Tapper	2	0	0	0	2	4	-1
Bergevin	4	0	0	0	0	1	1	Vigier	2	0	0	0	4	4	-2
LaCouture	4	0	0	0	5	4	E	Cowan	3	0	0	0	2	6	E
Moran	4	0	0	0	0	6	3	Nurminen	3	0	0	0	0	0	--
Nieminen	4	0	0	0	0	4	-1	Tamer	3	0	0	0	8	7	1
Pushor	4	0	0	0	0	2	1	Weaver	3	0	0	0	0	1	E
								Hrkac	4	0	0	0	0	6	-1
								McEachern	4	0	0	0	4	8	-4
								Rheaume	4	0	0	0	2	3	E
								Bench	4	--	--	--	4	--	--
<b>TOTALS</b>	<b>4</b>	<b>12</b>	<b>22</b>	<b>34</b>	<b>37</b>	<b>126</b>		<b>TOTALS</b>	<b>4</b>	<b>7</b>	<b>11</b>	<b>18</b>	<b>57</b>	<b>121</b>	



# BOSTON BRUINS



JOE THORNTON

**All-Time NHL Record:**  
2523-1978-776-27

**Stanley Cup Titles:** Five  
(1929, 1939, 1941, 1970, 1972)

**Founded:**  
1924

**Location:**  
One Fleet Center, Suite 250,  
Boston, MA 02114

**General Office Phone:**  
(617) 624-1900

**Arena (Capacity):**  
Fleet Center (17,565)

**President:**  
Harry Sinden

**General Manager:**  
Mike O'Connell

**Head Coach:**  
Mike Sullivan

**Coach's NHL Record (Seasons):**  
First Season

**Assistant Coaches:**  
Wayne Cashman, Norm  
Maciver

**Website:**  
www.bostonbruins.com

## PENGUINS vs. BRUINS

**2002-03 Record:** 36-31-11-4; Third place, Northeast Division, 15th overall

**2003 Playoff Record:**  
Lost to New Jersey, 4-1, ECQF

**2002-03 Top Scorer:** Joe Thornton (36-65-101)

**All-time Boston scorer vs. Pittsburgh:**  
Ray Bourque (72gp, 25-63-88)

**All-time Pittsburgh scorer vs. Boston:**  
Mario Lemieux (39gp, 29-40-69)

**Longest Boston win streak vs. Pittsburgh:**  
7, Mar. 27, 1977-Oct. 12, 1978

**Longest Pittsburgh win streak vs. Boston:**  
12, Feb. 8, 1993-Apr. 28, 1995

**Longest Boston undefeated streak vs. Pittsburgh:** 11, Mar. 2, 1969-Dec. 6, 1970 (9-0-2)

**Longest Pittsburgh undefeated streak vs. Boston:** 12, Feb. 8, 1993-Apr. 28, 1995 (12-0-0)

**Last Boston win at home:**  
Apr. 13, 2002 (7-1) (0-2-0 since last win)

**Last Pittsburgh win at home:**  
Dec. 14, 1999 (4-2) (0-5-2 since last win)

**Last Boston win at Pittsburgh:**  
Jan. 23, 2003 (4-1) (0-0-0 since last win)

**Last Pittsburgh win at Boston:**  
Feb. 8, 2003 (5-2) (0-0-0 since last win)

**Most goals by Boston vs. Pittsburgh:**  
8, Mar. 14, 1989 (B, 8-2)

**Most goals by Pittsburgh vs. Boston:**  
9, Nov. 30, 1995 (P, 9-6)

**Most goals by both teams:**  
15, Nov. 30, 1995 (P, 9-6)

**Last Boston shutout vs. Pittsburgh:**  
Nov. 7, 1998 (0-0) - Byron Dafoe

**Last Pittsburgh shutout vs. Boston:**  
Nov. 7, 1998 (0-0) - Jean-Sebastien Aubin

**Last Boston hat-trick vs. Pittsburgh:**  
Apr. 13, 2002 - Glen Murray

**Last Pittsburgh hat-trick vs. Boston:**  
Apr. 18, 1998 - Martin Straka

**Last Pittsburgh trade with Boston:** March 11, 2003 - Ian Moran to Boston for a fourth round pick in the 2003 Entry Draft.

**Overtime record vs. Pittsburgh:** 1-4-8

## YEAR BY YEAR

YEAR	PIT.	ROAD	TOTAL	GF/GA
1967-68	1-1-0	1-1-0	2-2-0	10-10
1968-69	1-2-0	0-3-0	1-5-0	13-25
1969-70	0-2-1	0-3-0	0-5-1	9-21
1970-71	1-1-1	0-3-0	1-4-1	18-28
1971-72	1-1-1	0-1-2	1-2-3	20-21
1972-73	1-2-0	0-2-0	1-4-0	14-21
1973-74	0-2-0	0-3-0	0-5-0	16-30
1974-75	1-0-2	0-2-0	1-2-2	20-21
1975-76	0-0-2	0-3-0	0-3-2	14-24
1976-77	1-1-1	0-2-0	1-3-1	10-17
1977-78	0-2-0	0-3-0	0-5-0	11-33
1978-79	1-0-1	1-1-0	2-1-1	14-16
1979-80	0-2-0	2-0-0	2-2-0	14-16
1980-81	0-2-0	0-1-1	0-3-1	13-22
1981-82	1-1-0	0-0-1	1-1-1	10-10
1982-83	1-0-0	0-2-0	1-2-0	10-14
1983-84	0-2-0	0-1-0	0-3-0	7-18
1984-85	0-1-0	1-1-0	1-2-0	12-16
1985-86	1-1-0	0-1-0	1-2-0	8-11
1986-87	1-0-0	0-2-0	1-2-0	9-11
1987-88	0-1-1	0-1-0	0-2-1	7-11
1988-89	0-1-0	1-0-1	1-1-1	10-13
1989-90	1-1-0	0-1-0	1-2-0	13-15
1990-91	1-0-0	0-1-1	1-1-1	12-11
1991-92	0-0-1	1-1-0	1-1-1	14-15
1992-93	2-0-0	*2-1-0	4-1-0	18-14
1993-94	#3-0-0	3-0-0	6-0-0	33-17
1994-95	2-0-0	1-1-0	3-1-0	15-12
1995-96	2-0-0	1-2-0	3-2-0	29-27
1996-97	2-1-0	0-2-0	2-3-0	17-18
1997-98	2-0-1	1-2-0	3-2-1	20-20
1998-99	1-0-1	0-2-0	1-2-1	8-8
1999-00	1-0-1	0-2-0	1-2-1	9-10
2000-01	0-1-1	0-2-0	0-3-1	7-13
2001-02	0-2-0	1-1-0	1-3-0	9-15
2002-03	0-2-0	2-0-0	2-2-0	10-10
<b>TOTALS</b>	<b>29-32-15</b>	<b>18-54-6</b>	<b>47-86-21</b>	<b>483-614</b>

\* = Includes one game played in Atlanta  
# = Includes one game played in Cleveland

## 2003-04 SCHEDULE

Nov. 1 @ PITTSBURGH, 1:00pm  
Jan. 8 @ Boston, 7:00pm  
Feb. 1 @ Boston, 1:00pm  
Feb. 10 @ PITTSBURGH, 7:30pm



# 2002-03 SEASON SERIES



2002-03	GP	W	L	T	OTL	PTS	GF	GA	PPG	SHG	PEN	PIM
PITTSBURGH	4	2	2	0	0	4	10	10	3	0	24	87
BOSTON	4	2	2	0	0	4	10	10	1	0	29	84

at Pittsburgh (0-2-0-0)  
at Boston (2-0-0-0)

Nov. 30	BOSTON (Grahame) 3	at Pittsburgh (Aubin) 2	WG - Samsonov
Jan. 13	PITTSBURGH (Caron) 2	at Boston (Shields) 1	WG - Hrdina
Jan. 23	BOSTON (Raycroft) 4	at Pittsburgh (Caron) 1	WG - Knuble
Feb. 8	PITTSBURGH (Hedberg) 5	at Boston (Hackett) 2	WG - Robitaille

GOALS AND SHOTS BY PERIOD	1ST	2ND	3RD	OT	TOTAL
PITTSBURGH	2-38	5-42	3-35	--	10-115
BOSTON	4-32	4-52	2-34	--	10-118


GOALTENDERS	GP	MP	GF	GA	ENG	SO	GAA	SH	SV%	W-L-T
Hedberg	1	60:00	5	2	0	0	2.00	28	.929	1-0-0
Caron	2	120:00	3	5	0	0	2.50	62	.919	1-1-0
Aubin	1	58:51	2	3	0	0	3.05	28	.893	0-1-0
<b>PITTSBURGH TOTALS</b>	<b>4</b>	<b>240:00</b>	<b>10</b>	<b>10</b>	<b>0</b>	<b>0</b>	<b>2.50</b>	<b>118</b>	<b>.915</b>	<b>2-2-0</b>
Raycroft	1	60:00	4	1	0	0	1.00	36	.972	1-0-0
Grahame	1	59:53	3	2	0	0	2.00	26	.923	1-0-0
Shields	1	58:47	1	2	0	0	2.03	20	.900	0-1-0
Hackett	1	59:57	2	5	0	0	5.00	33	.848	0-1-0
<b>BOSTON TOTALS</b>	<b>4</b>	<b>240:00</b>	<b>10</b>	<b>10</b>	<b>0</b>	<b>0</b>	<b>2.50</b>	<b>115</b>	<b>.913</b>	<b>2-2-0</b>

**POWER-PLAY GOALS:** PITTSBURGH (3 for 21) - FERENCE, HRDINA, MCKENNA  
BOSTON (1 for 12) - KNUBLE

PITTSBURGH	GP	G	A	PTS	PIM	SH	+/-	BOSTON	GP	G	A	PTS	PIM	SH	+/-
Kovalev	4	2	5	7	2	25	2	Thornton	3	4	2	6	0	7	6
Lemieux	3	0	5	5	2	10	1	Murray	4	2	3	5	4	18	4
Hrdina	4	2	2	4	0	7	1	Knuble	4	2	1	3	2	11	-1
McKenna	4	2	0	2	0	9	E	Samsonov	1	1	1	2	0	3	2
Jonsson	4	0	2	2	2	3	1	Girard	4	0	2	2	0	6	1
Ference	1	1	0	1	17	2	-1	Grosek	4	0	2	2	10	3	E
Robitaille	2	1	0	1	0	7	1	Rolston	4	1	0	1	4	12	E
Donovan	3	1	0	1	2	3	-1	Brennan	1	0	1	1	2	1	2
Kraft	3	1	0	1	2	2	-1	Ma. Samuelsson	1	0	1	1	0	0	E
Laukkanen	1	0	1	1	0	0	-1	Axelsson	3	0	1	1	0	8	-1
Nieminen	3	0	1	1	2	2	-1	Sweeney	3	0	1	1	2	2	E
Straka	3	0	1	1	0	5	E	Berard	4	0	1	1	2	11	3
Tarnstrom	3	0	1	1	4	6	3	Boynton	4	0	1	1	0	10	-2
Aubin	1	0	0	0	0	0	--	Goren	1	0	0	0	7	3	1
Daigle	1	0	0	0	0	3	E	Grahame	1	0	0	0	0	0	--
Hedberg	1	0	0	0	2	0	--	Hackett	1	0	0	0	0	0	--
Kostopoulos	1	0	0	0	0	2	-1	Hillbert	1	0	0	0	0	3	E
Morozov	1	0	0	0	0	3	-1	Huml	1	0	0	0	4	1	E
Caron	2	0	0	0	0	0	--	Morrison	1	0	0	0	0	0	E
Rozsival	3	0	0	0	0	1	-4	Raycroft	1	0	0	0	0	0	--
Bergevin	4	0	0	0	0	2	-5	Shields	1	0	0	0	0	0	--
LaCouture	4	0	0	0	34	1	E	Vernarsky	1	0	0	0	0	2	E
Manderville	4	0	0	0	4	3	-1	Zamuner	1	0	0	0	0	2	E
Moran	4	0	0	0	2	4	2	Lapointe	2	0	0	0	0	3	-1
Primeau	4	0	0	0	5	7	-2	McInnis	3	0	0	0	0	1	-1
Pushor	4	0	0	0	7	3	1	O'Donnell	3	0	0	0	2	2	E
Sivek	4	0	0	0	0	5	-2	Oliwa	3	0	0	0	16	0	E
								Stock	3	0	0	0	12	2	E
								Brown	4	0	0	0	8	3	-1
								Gill	4	0	0	0	7	2	1
								Stumpel	4	0	0	0	2	2	-3
<b>TOTALS</b>	<b>4</b>	<b>10</b>	<b>18</b>	<b>28</b>	<b>87</b>	<b>115</b>		<b>TOTALS</b>	<b>4</b>	<b>10</b>	<b>17</b>	<b>27</b>	<b>84</b>	<b>118</b>	



# BUFFALO SABRES



**MIROSLAV SATAN**

**All-Time NHL Record:**

1220-988-402-14

**Stanley Cup Titles:**

None

**Founded:**

1969

**Location:**

One Seymour H. Knox III Plaza,  
Buffalo, NY 14203

**General Office Phone:**

(716) 855-4100

**Arena (Capacity):**

HSBC Arena (18,690)

**General Manager:**

Darcy Reiger

**Head Coach:**

Lindy Ruff

**Coach's NHL Record (Seasons):**

216-205-71 (6)

**Associate Coach:**

Scott Amiel

**Assistant Coach:**

Brian McCutcheon

**Website:**

www.sabres.com

## PENGUINS vs. SABRES

**2002-03 Record:** 27-37-10-8; Fifth place, Northeast Division, 26th overall

**2003 Playoff Record:** Did not qualify

**2002-03 Top Scorer:** Miroslav Satan (26-49-75)

**All-time Buffalo scorer vs. Pittsburgh:**

Gilbert Perreault (69gp, 39-51-90)

**All-time Pittsburgh scorer vs. Buffalo:**

Jaromir Jagr (47gp, 31-39-70)

**Longest Buffalo win streak vs. Pittsburgh:**

5, Oct. 24, 1979-Oct. 18, 1980

**Longest Pittsburgh win streak vs. Buffalo:**

4, Feb. 29, 1992-Dec. 27, 1993

**Longest Buffalo undefeated streak vs. Pittsburgh:**

9, Oct. 10, 1970-Dec. 31, 1971 (3-0-6)

**Longest Pittsburgh undefeated streak vs. Buffalo:**

13, Oct. 27, 1976-Feb. 17, 1979 (5-0-8)

**Last Buffalo win at home:**

Oct. 14, 2001 (4-1) (0-2-1 since last win)

**Last Pittsburgh win at home:**

Dec. 23, 2002 (5-2) (0-0-0 since last win)

**Last Buffalo win at Pittsburgh:**

Dec. 2, 2000 (3-2) (0-4-1 since last win)

**Last Pittsburgh win at Buffalo:**

Nov. 29, 2002 (4-1) (0-0-1 since last win)

**Most goals by Buffalo vs. Pittsburgh:**

10, Dec. 7, 1980 (B, 10-1); Mar. 4, 1983 (B, 10-2)

**Most goals by Pittsburgh vs. Buffalo:**

8, Oct. 13, 1987 (P, 8-3)

**Most goals by both teams:**

13, Mar. 10, 1976 (B, 7-6); Oct. 12, 1988 (B, 8-5)

**Last Buffalo shutout vs. Pittsburgh:**

Jan. 21, 2003 (0-0) - Martin Biron

**Last Pittsburgh shutout vs. Buffalo:**

Jan. 21, 2003 (0-0) - Sebastien Caron

**Last Buffalo hat-trick vs. Pittsburgh:**

Oct. 12, 1988 - Dave Andreychuk

**Last Pittsburgh hat-trick vs. Buffalo:**

Feb. 14, 1989 - Mario Lemieux

**Last Pittsburgh trade with Buffalo:**

Mar. 11, 1999 - Matthew Barnaby to Pittsburgh for Stu Barnes

**Overtime record vs. Pittsburgh:** 4-3-13

## YEAR BY YEAR

YEAR	PIT.	ROAD	TOTAL	GF/GA
1970-71	0-2-1	0-0-3	0-2-4	19-22
1971-72	0-1-2	1-1-1	1-2-3	14-14
1972-73	0-0-2	0-3-0	0-3-2	9-14
1973-74	3-0-0	0-2-0	3-2-0	17-15
1974-75	0-0-2	0-3-0	0-3-2	18-30
1975-76	1-2-0	0-2-0	1-4-0	13-27
1976-77	3-0-0	1-0-1	4-0-1	20-12
1977-78	0-0-2	0-0-3	0-0-5	17-17
1978-79	1-0-1	1-0-1	2-0-2	19-15
1979-80	0-2-0	0-2-0	0-4-0	8-30
1980-81	0-2-0	0-1-1	0-3-1	5-21
1981-82	1-1-0	0-1-0	1-2-0	12-15
1982-83	1-0-0	0-1-1	1-1-1	12-18
1983-84	0-2-0	0-1-0	0-3-0	9-16
1984-85	0-0-1	0-2-0	0-2-1	5-12
1985-86	1-0-1	1-0-0	2-0-1	11-6
1986-87	1-0-0	1-0-1	2-0-1	15-10
1987-88	2-0-0	0-0-1	2-0-1	16-9
1988-89	1-0-0	0-2-0	1-2-0	13-16
1989-90	0-2-0	0-1-0	0-3-0	6-14
1990-91	1-0-0	1-0-1	2-0-1	14-10
1991-92	1-1-0	1-0-0	2-1-0	14-11
1992-93	2-0-0	1-1-0	3-1-0	18-16
1993-94	*3-0-0	2-1-0	5-1-0	21-13
1994-95	1-0-1	1-1-0	2-1-1	15-13
1995-96	2-1-0	1-1-1	3-2-1	23-22
1996-97	3-0-0	0-3-0	3-3-0	14-14
1997-98	2-0-1	0-1-1	2-1-2	11-9
1998-99	1-0-1	0-2-0	1-2-1	10-11
1999-00	1-0-1	2-0-0	3-0-1	10-5
2000-01	1-1-0	2-0-0	3-1-0	17-11
2001-02	1-0-1	1-1-0	2-1-1	10-9
2002-03	2-0-0	1-0-1	3-0-1	14-5
<b>TOTALS</b>	<b>36-17-17</b>	<b>18-33-17</b>	<b>54-50-34</b>	<b>449-482</b>

\* = Includes one game played in Sacramento

## 2003-04 SCHEDULE

Nov. 14 @ Buffalo, 8:00pm  
 Dec. 16 @ PITTSBURGH, 7:30pm  
 March 26 @ Buffalo, 8:00pm  
 March 27 @ PITTSBURGH, 7:30pm



# 2002-03 SEASON SERIES



2002-03	GP	W	L	T	OTL	PTS	GF	GA	PPG	SHG	PEN	PIM
PITTSBURGH	4	3	0	1	0	7	14	5	6	1	28	87
BUFFALO	4	0	3	1	0	1	5	14	2	1	24	71

at Pittsburgh (2-0-0-0)  
at Buffalo (1-0-1-0)

Oct. 26	Buffalo (Biron) 2	at PITTSBURGH (Hedberg) 5	WG - Morozov
Nov. 29	PITTSBURGH (Hedberg) 4	at Buffalo (Biron) 1	WG - Hrdina
Dec. 23	Buffalo (Noronen) 2	at PITTSBURGH (Hedberg) 5	WG - Lemieux
Jan. 21	Pittsburgh (Caron) 0	at Buffalo (Biron) 0	

GOALS AND SHOTS BY PERIOD	1ST	2ND	3RD	OT	TOTAL
PITTSBURGH	3-34	4-33	7-28	0-2	14-97
BUFFALO	2-33	2-46	1-43	0-6	5-128

GOALTENDERS	GP	MP	GF	GA	ENG	SO	GAA	SH	SV%	W-L-T
Caron	1	65:00	0	0	0	1	0.00	34	1.000	0-0-1
Hedberg	3	179:58	14	5	0	0	1.67	94	.947	3-0-0
<b>PITTSBURGH TOTALS</b>	<b>4</b>	<b>245:00</b>	<b>14</b>	<b>5</b>	<b>0</b>	<b>1</b>	<b>1.22</b>	<b>128</b>	<b>.961</b>	<b>3-0-1</b>
Biron	3	183:26	3	8	1	1	2.62	68	.882	0-2-1
Noronen	1	60:00	2	5	0	0	5.00	28	.821	0-1-0
<b>BUFFALO TOTALS</b>	<b>4</b>	<b>245:00</b>	<b>5</b>	<b>14</b>	<b>1</b>	<b>1</b>	<b>3.43</b>	<b>97</b>	<b>.856</b>	<b>0-3-1</b>


**POWER-PLAY GOALS:** PITTSBURGH (6 for 16) - Kovalev, Hrdina, Daigle, Morozov, Rozsival, Primeau  
BUFFALO (2 for 19) - Hecht, Kotalik

**SHORT-HANDED GOALS:** PITTSBURGH (1) - Nieminen  
BUFFALO (1) - Mair

PITTSBURGH	GP	G	A	PTS	PIM	SH	+/-	BUFFALO	GP	G	A	PTS	PIM	SH	+/-
Kovalev	4	5	3	8	2	14	5	Hecht	2	1	1	2	0	7	1
Lemieux	2	1	5	6	0	9	4	Gratton	4	0	2	2	13	16	-3
Hrdina	4	1	3	4	2	4	1	Kotalik	3	1	0	1	0	5	-2
Nieminen	4	1	2	3	6	2	2	Barnes	4	1	0	1	0	7	-2
Daigle	2	1	1	2	0	2	-2	Dumont	4	1	0	1	2	8	-3
Straka	2	1	1	2	0	2	3	Mair	4	1	0	1	15	7	-1
Tarnstrom	3	0	2	2	0	5	E	Milley	1	0	1	1	0	2	1
Kraft	2	1	0	1	2	5	E	Patrick	3	0	1	1	6	5	-2
Morozov	2	1	0	1	2	2	E	Varada	3	0	1	1	0	3	-1
Rozsival	3	1	0	1	2	5	2	Zhitnik	3	0	1	1	0	4	-1
Primeau	4	1	0	1	22	6	-1	Campbell	4	0	1	1	2	1	E
Vujtek	1	0	1	1	0	0	E	Satan	4	0	1	1	0	18	E
Laukkanen	2	0	1	1	0	0	-1	Fitzpatrick	1	0	0	0	0	1	E
Robitaille	2	0	1	1	2	5	1	Hamel	1	0	0	0	0	4	E
Sivek	3	0	1	1	0	6	1	Kristek	1	0	0	0	0	2	E
Bergevin	4	0	1	1	2	1	6	Noronen	1	0	0	0	0	0	--
Moran	4	0	1	1	0	4	3	Ray	1	0	0	0	0	0	E
Caron	1	0	0	0	0	0	--	Woolley	1	0	0	0	0	0	E
Kostopoulos	1	0	0	0	0	0	E	Warrener	2	0	0	0	9	2	-1
Ference	2	0	0	0	2	1	E	Boulton	3	0	0	0	12	0	-1
Donovan	3	0	0	0	2	4	E	Biron	3	0	0	0	0	0	--
Hedberg	3	0	0	0	0	0	--	Tallinder	3	0	0	0	0	1	-1
Jonsson	3	0	0	0	2	1	1	Brown	4	0	0	0	2	12	-1
LaCouture	3	0	0	0	7	5	E	Connolly	4	0	0	0	4	14	-3
Manderville	4	0	0	0	4	2	E	Kalinin	4	0	0	0	2	2	-1
McKenna	4	0	0	0	11	3	-1	McKee	4	0	0	0	0	3	-3
Pushor	4	0	0	0	17	4	E	Pyatt	4	0	0	0	2	4	-3
								Bench	4	--	--	--	2	--	--
<b>TOTALS</b>	<b>4</b>	<b>14</b>	<b>23</b>	<b>37</b>	<b>87</b>	<b>97</b>		<b>TOTALS</b>	<b>4</b>	<b>5</b>	<b>9</b>	<b>14</b>	<b>71</b>	<b>128</b>	



# CALGARY FLAMES



JAROME IGINLA

### All-Time NHL Record:

1100-980-372-16

### Stanley Cup Titles:

One (1989)

### Founded:

1972 (Atlanta), 1980 (Calgary)

### Location:

555 Saddledome Rise SE,  
Calgary, AB T2P 3B9

### General Office Phone:

(403) 777-2177

### Arena (Capacity):

Pengrowth Saddledome  
(17,148)

### President & CEO:

Ken King

### General Manager/Head

Coch: Darryl Sutter

### Coach's NHL Record (Seasons):

192-182-60 (6)

### Assistant Coaches:

Rob Cookson, Jim Playfair & Rich Preston

### Website:

www.calgaryflames.com

## PENGUINS vs. FLAMES

**2002-03 Record:** 29-36-13-4; Fifth place, Northwest Division, 22nd overall

**2003 Playoff Record:** Did not qualify

**2002-03 Top Scorer:** Jarome Iginla (35-32-67)

**All-time Calgary scorer vs. Pittsburgh:**

Al MacInnis (27gp, 6-23-29)

**All-time Pittsburgh scorer vs. Calgary:**

Mario Lemieux (25gp, 20-41-61)

**Longest Calgary win streak vs. Pittsburgh:**

5, Nov. 4, 1977-Nov. 3, 1978

**Longest Pittsburgh win streak vs. Calgary:**

4, Dec. 16, 1972-Oct. 12, 1973; Mar. 3, 1992-Jan. 23, 1993

**Longest Calgary undefeated streak vs. Pittsburgh:**

10, Feb. 7, 1981-Feb. 16, 1984 (6-0-4)

**Longest Pittsburgh undefeated streak vs. Calgary:**

8, Dec. 16, 1972-Mar. 31, 1974 (6-0-2)

**Last Calgary win at home:**

Mar. 1, 2000 (8-2) (0-1-1 since last win)

**Last Pittsburgh win at home:**

Dec. 21, 2002 (2-0) (0-0-0 since last win)

**Last Calgary win at Pittsburgh:**

Feb. 12, 1989 (4-3) (0-10-2 since last win)

**Last Pittsburgh win at Calgary:**

Jan. 17, 2002 (6-4) (0-0-0 since last win)

**Most goals by Calgary vs. Pittsburgh:**

10, Feb. 16, 1984 (C, 10-3); Mar. 9, 1989 (C, 10-3)

**Most goals by Pittsburgh vs. Calgary:**

7, Dec. 19, 1995 (P, 7-1)

**Most goals by both teams:**

13, Feb. 16, 1984 (C, 10-3); Mar. 9, 1989 (C, 10-3)

**Last Calgary shutout vs. Pittsburgh:**

Jan. 16, 1982 (4-0) - Pat Riggin

**Last Pittsburgh shutout vs. Calgary:**

Dec. 21, 2002 (2-0) - Johan Hedberg

**Last Calgary hat-trick vs. Pittsburgh:**

Feb. 29, 1996 - Gary Roberts

**Last Pittsburgh hat-trick vs. Calgary:**

Jan. 17, 2002 - Aleksey Morozov

**Last Pittsburgh trade with Calgary:** March 11,

2003 - Mathias Johansson and Micki DuPont to Pittsburgh for Shean Donovan.

**Overtime record vs. Pittsburgh:** 0-0-6

## YEAR BY YEAR

YEAR	PIT.	ROAD	TOTAL	GF/GA
1972-73	3-0-0	1-1-0	4-1-0	23-15
1973-74	1-0-2	2-1-0	3-1-2	19-18
1974-75	1-0-1	0-1-1	1-1-2	12-14
1975-76	1-0-1	1-1-0	2-1-1	13-10
1976-77	0-1-1	0-2-0	0-3-1	12-18
1977-78	1-1-0	0-2-0	1-3-0	8-13
1978-79	0-2-0	0-1-1	0-3-1	7-16
1979-80	1-0-1	1-1-0	2-1-1	11-11
1980-81	1-1-0	0-1-1	1-2-1	13-19
1981-82	0-0-1	0-1-1	0-1-2	7-11
1982-83	0-2-0	0-1-0	0-3-0	6-14
1983-84	0-0-1	0-1-1	0-1-2	10-17
1984-85	2-0-0	0-0-1	2-0-1	18-13
1985-86	1-0-0	0-2-0	1-2-0	9-14
1986-87	0-2-0	1-0-0	1-2-0	10-11
1987-88	1-0-0	1-0-1	2-0-1	14-10
1988-89	1-1-0	0-1-0	1-2-0	11-15
1989-90	0-0-1	0-2-0	0-2-1	9-13
1990-91	2-0-0	0-1-0	2-1-0	13-12
1991-92	1-0-0	1-1-0	2-1-0	16-12
1992-93	1-0-0	1-0-0	2-0-0	7-5
1993-94	0-0-1	0-1-0	0-1-1	5-7
1994-95	Did Not Play			
1995-96	1-0-0	0-1-0	1-1-0	10-8
1996-97	1-0-0	0-1-0	1-1-0	9-9
1997-98	1-0-0	0-1-0	1-1-0	7-7
1998-99	1-0-0	1-0-0	2-0-0	10-3
1999-00	0-0-0	0-1-0	0-1-0	2-8
2000-01	1-0-0	0-0-1	1-0-1	7-4
2001-02	0-0-0	1-0-0	1-0-0	6-4
2002-03	1-0-0	0-0-0	1-0-0	2-0
<b>TOTALS</b>	<b>24-10-10</b>	<b>11-26-8</b>	<b>35-36-18</b>	<b>306-331</b>

## 2003-04 SCHEDULE

Dec. 7 @ Calgary, 8:00pm

# 2002-03 SEASON SERIES



2002-03	GP	W	L	T	OTL	PTS	GF	GA	PPG	SHG	PEN	PIM
PITTSBURGH	1	1	0	0	0	2	2	0	2	0	5	13
CALGARY	1	0	1	0	0	0	0	2	0	0	5	13

at Pittsburgh (1-0-0-0)  
at Calgary (0-0-0-0)

Dec. 21          Calgary (Turek) 0                                  at PITTSBURGH (Hedberg) 2          WG – McKenna

GOALS AND SHOTS BY PERIOD	1ST	2ND	3RD	OT	TOTAL
PITTSBURGH	1-6	1-9	0-5	--	2-20
CALGARY	0-7	0-6	0-10	--	0-23


GOALTENDERS	GP	MP	GF	GA	ENG	SO	GAA	SH	SV%	W-L-T
Hedberg	1	60:00	2	0	0	1	2.00	23	1.000	1-0-0
<b>PITTSBURGH TOTALS</b>	<b>1</b>	<b>60:00</b>	<b>2</b>	<b>0</b>	<b>0</b>	<b>1</b>	<b>2.00</b>	<b>23</b>	<b>1.000</b>	<b>1-0-0</b>
Turek	1	58:13	0	2	0	0	2.07	20	.900	0-1-0
<b>CALGARY TOTALS</b>	<b>1</b>	<b>60:00</b>	<b>0</b>	<b>2</b>	<b>0</b>	<b>0</b>	<b>2.00</b>	<b>20</b>	<b>.900</b>	<b>0-1-0</b>

**POWER-PLAY GOALS:**                                  PITTSBURGH (2 for 4) – McKenna, Straka  
CALGARY (0 for 4)

PITTSBURGH	GP	G	A	PTS	PIM	SH	+/-	CALGARY	GP	G	A	PTS	PIM	SH	+/-
Kovalev	1	0	2	2	0	3	E	Begin	1	0	0	0	0	1	E
McKenna	1	1	0	1	0	1	E	Boughner	1	0	0	0	0	0	E
Straka	1	1	0	1	0	3	E	Buzek	1	0	0	0	0	2	E
Kraft	1	0	1	1	0	0	E	Clark	1	0	0	0	0	1	E
Lemieux	1	0	1	1	0	1	E	Conroy	1	0	0	0	2	2	E
Bergevin	1	0	0	0	2	1	E	Drury	1	0	0	0	0	3	E
Donovan	1	0	0	0	2	0	E	Gauthier	1	0	0	0	0	0	E
Ference	1	0	0	0	0	1	E	Gelinas	1	0	0	0	0	2	E
Hedberg	1	0	0	0	0	--	--	Iginla	1	0	0	0	0	1	E
Hrdina	1	0	0	0	0	2	E	Johansson	1	0	0	0	0	1	E
Jonsson	1	0	0	0	0	1	E	Kohn	1	0	0	0	2	2	E
LaCouture	1	0	0	0	5	1	E	Lydman	1	0	0	0	0	1	E
Manderville	1	0	0	0	0	0	E	Montador	1	0	0	0	5	0	E
Moran	1	0	0	0	0	0	E	Regher	1	0	0	0	2	1	E
Nieminen	1	0	0	0	0	2	E	Saprykin	1	0	0	0	2	1	E
Primeau	1	0	0	0	2	2	E	Sloan	1	0	0	0	0	1	E
Pushor	1	0	0	0	2	0	E	Turek	1	0	0	0	0	--	
Rozsival	1	0	0	0	0	2	E	Wright	1	0	0	0	0	2	E
Sivek	1	0	0	0	0	0	E	Yelle	1	0	0	0	0	2	E
<b>TOTALS</b>	<b>1</b>	<b>2</b>	<b>4</b>	<b>6</b>	<b>13</b>	<b>20</b>		<b>TOTALS</b>	<b>1</b>	<b>0</b>	<b>0</b>	<b>0</b>	<b>13</b>	<b>23</b>	



# CAROLINA HURRICANES



JEFF O'NEILL

### All-Time NHL Record:

733-916-249-14

### Stanley Cup Titles:

None

### Founded:

1972 (New England-WHA),

1979 (Hartford-NHL), 1997

(Carolina)

### Location:

1400 Edwards Mill Road,

Raleigh, NC 27607

### Arena (Capacity):

RBC Center (18,730)

### General Office Phone:

(919) 861-2300

### President/General Manager:

Jim Rutherford

### Head Coach:

Paul Maurice

### Coach's NHL Record (Seasons):

260-293-91 (8)

### Assistant Coaches:

Randy Ladouceur, Kevin McCarthy

### Website:

www.carolinahurricanes.com

## PENGUINS vs. HURRICANES

**2002-03 Record:** 22-43-11-6; Fifth place, Southeast Division, 30th overall

**2003 Playoff Record:** Did Not Qualify

**2002-03 Top Scorer:** Jeff O'Neill (30-31-61)

### All-time Carolina scorer vs. Pittsburgh:

Ron Francis (47gp, 20-40-60)

### All-time Pittsburgh scorer vs. Carolina:

Mario Lemieux (37gp, 30-42-72)

### Longest Carolina win streak vs. Pittsburgh:

4, Oct. 28, 1986-Jan. 9, 1988; Feb. 26, 1989-Mar. 25, 1990

### Longest Pittsburgh win streak vs. Carolina:

6, Oct. 3, 1997-Apr. 16, 1998

### Longest Carolina undefeated streak vs. Pittsburgh:

7, Feb. 26, 1989-Dec. 8, 1990 (6-0-1)

### Longest Pittsburgh undefeated streak vs. Carolina:

12, Nov. 22, 1996-Jan. 7, 1999 (9-0-3)

### Last Carolina win at home:

Nov. 9, 2002 (3-2) (0-1-0 since last win)

### Last Pittsburgh win at home:

Apr. 2, 2003 (3-2) (0-0-0 since last win)

### Last Carolina win at Pittsburgh:

Mar. 6, 2003 (4-0) (0-1-0 since last win)

### Last Pittsburgh win at Carolina:

Jan. 15, 2003 (2-0) (0-0-0 since last win)

### Most goals by Carolina vs. Pittsburgh:

9, Nov. 22, 1984 (H, 9-3); Dec. 26, 1980 (H, 9-7); Mar. 30, 1989 (H, 9-5)

### Most goals by Pittsburgh vs. Carolina:

10, Apr. 3, 1993 (P, 10-2)

### Most goals by both teams:

16, Dec. 26, 1980 (H, 9-7)

### Last Carolina shutout vs. Pittsburgh:

Mar. 6, 2003 (4-0) - Kevin Weekes

### Last Pittsburgh shutout vs. Carolina:

Jan. 15, 2003 (2-0) - Sebastien Caron

### Last Carolina hat-trick vs. Pittsburgh:

Feb. 23, 1996 - Brendan Shanahan

### Last Pittsburgh hat-trick vs. Carolina:

Feb. 16, 1995 - Luc Robitaille

### Last Pittsburgh trade with Carolina:

Mar. 10, 1992, Future Considerations to Pittsburgh for Frank Pietrangelo

Overtime record vs. Pittsburgh: 1-3-8

## YEAR BY YEAR

YEAR	PIT.	ROAD	TOTAL	GF/GA
1979-80	1-0-1	0-2-0	1-2-1	15-21
1980-81	1-1-0	1-1-0	2-2-0	20-20
1981-82	1-0-1	1-0-0	2-0-1	18-11
1982-83	1-0-0	2-0-0	3-0-0	14-7
1983-84	1-1-0	1-0-0	2-1-0	11-10
1984-85	1-0-0	0-2-0	1-2-0	10-13
1985-86	1-1-0	0-1-0	1-2-0	12-10
1986-87	0-1-0	0-2-0	0-3-0	12-18
1987-88	2-0-0	0-1-0	2-1-0	13-11
1988-89	0-1-0	1-1-0	1-2-0	15-20
1989-90	0-1-1	0-1-0	0-2-1	9-15
1990-91	0-1-0	1-1-0	1-2-0	10-11
1991-92	0-2-0	0-0-1	0-2-1	11-16
1992-93	1-0-0	2-0-0	3-0-0	21-8
1993-94	2-0-0	2-1-0	4-1-0	23-22
1994-95	1-1-0	1-1-0	2-2-0	15-16
1995-96	3-0-0	0-2-1	3-2-1	28-18
1996-97	0-0-2	2-1-0	2-1-2	22-17
1997-98	3-0-0	3-0-0	6-0-0	22-10
1998-99	1-1-0	1-0-1	2-1-1	13-12
1999-00	1-1-0	1-1-0	2-2-0	14-13
2000-01	0-2-0	1-1-0	1-3-0	12-15
2001-02	0-2-0	0-0-2	0-2-2	6-15
2002-03	1-1-0	1-1-0	2-2-0	7-9
<b>TOTALS</b>	<b>22-17-5</b>	<b>21-20-5</b>	<b>43-37-10</b>	<b>353-338</b>

## 2003-04 SCHEDULE

Oct. 22 @ PITTSBURGH, 7:30pm

Nov. 29 @ Carolina, 7:00pm

Dec. 18 @ Carolina, 7:00pm

Mar. 19 @ PITTSBURGH, 7:30pm

# 2002-03 SEASON SERIES



2002-03	GP	W	L	T	OTL	PTS	GF	GA	PPG	SHG	PEN	PIM
PITTSBURGH	4	2	2	0	0	4	7	9	3	0	30	98
CAROLINA	4	2	2	0	0	4	9	7	2	1	18	39
at Pittsburgh	(1-1-0-0)											
at Carolina	(1-1-0-0)											
Nov. 9	Pittsburgh (Aubin) 2					at CAROLINA (Weekes) 3					WG - Battaglia	
Jan. 15	PITTSBURGH (Caron) 2					at Carolina (Weekes) 0					WG - Straka	
Mar. 6	CAROLINA (Weekes) 4					at Pittsburgh (CARON/Hedberg) 0					WG - O'Neill	
Apr. 2	Carolina (Irbe) 2					at PITTSBURGH (Caron) 3					WG - Meloche	

GOALS AND SHOTS BY PERIOD	1ST	2ND	3RD	OT	TOTAL
PITTSBURGH	3-36	0-38	4-33	--	7-107
CAROLINA	1-30	5-42	3-37	--	9-109


GOALTENDERS	GP	MP	GF	GA	ENG	SO	GAA	SH	SV%	W-L-T
Caron	3	159:44	5	5	0	1	1.88	69	.928	2-1-0
Aubin	1	59:39	2	3	0	0	3.02	31	.903	0-1-0
Hedberg	1	20:00	0	1	0	0	3.00	9	.889	0-0-0
<b>PITTSBURGH TOTALS</b>	<b>4</b>	<b>240:00</b>	<b>7</b>	<b>9</b>	<b>0</b>	<b>1</b>	<b>2.25</b>	<b>109</b>	<b>.917</b>	<b>2-2-0</b>
Weekes	3	178:56	7	3	1	1	1.01	77	.961	2-1-0
Irbe	1	59:49	2	3	0	0	3.01	29	.897	0-1-0
<b>CAROLINA TOTALS</b>	<b>4</b>	<b>240:00</b>	<b>9</b>	<b>7</b>	<b>1</b>	<b>1</b>	<b>1.75</b>	<b>107</b>	<b>.935</b>	<b>2-2-0</b>

<b>POWER-PLAY GOALS:</b>	PITTSBURGH (3 for 16) - Straka (2), Meloche
	CAROLINA (2 for 23) - O'Neill, Tanabe
<b>SHORT-HANDED GOALS:</b>	CAROLINA (1) - Zigomanis

PITTSBURGH	GP	G	A	PTS	PIM	SH	+/-	CAROLINA	GP	G	A	PTS	PIM	SH	+/-
Straka	4	2	1	3	2	6	-2	K. Adams	3	2	1	3	2	5	4
Lemieux	3	0	3	3	0	12	-1	C. Adams	4	0	3	3	2	5	4
Tarnstrom	4	0	3	3	0	12	-3	O'Neill	4	2	0	2	2	15	-2
Meloche	1	2	0	2	0	3	1	MacDonald	2	1	1	2	2	8	3
Kovalev	2	0	2	2	6	7	E	Zigomanis	2	1	1	2	0	3	2
Daigle	2	1	0	1	0	4	E	St. Jacques	2	1	0	1	0	2	2
Lintner	2	1	0	1	0	5	E	Battaglia	3	1	0	1	2	3	2
Manderville	4	1	0	1	4	4	-2	Tanabe	3	1	0	1	2	6	3
Lefebvre	1	0	1	1	0	1	1	Bayda	2	0	1	1	4	4	E
Morozov	1	0	1	1	0	4	1	Brind'amour	2	0	1	1	0	3	-2
Surovy	2	0	1	1	0	7	E	Kapanen	2	0	1	1	0	5	E
Moran	3	0	1	1	4	4	E	Wallin	3	0	1	1	0	5	1
Aubin	1	0	0	0	0	0	--	Francis	4	0	1	1	0	9	-1
Beech	1	0	0	0	4	0	E	Hill	4	0	1	1	2	8	-1
Bouchard	1	0	0	0	0	0	-2	DeFauw	1	0	0	0	2	1	-1
Focht	1	0	0	0	0	1	1	Druken	1	0	0	0	0	0	E
Hedberg	1	0	0	0	0	0	--	Irbe	1	0	0	0	0	0	--
Johansson	1	0	0	0	2	1	E	Kurka	1	0	0	0	0	1	E
Kostopoulos	1	0	0	0	0	0	E	Vrbata	1	0	0	0	0	1	-1
Kraft	1	0	0	0	2	2	E	Watt	1	0	0	0	0	0	E
Melichar	1	0	0	0	0	0	E	Boulerice	2	0	0	0	0	0	E
Robitaille	1	0	0	0	0	0	-1	Cole	2	0	0	0	2	2	1
Samuelsson	1	0	0	0	0	0	-1	Daniels	2	0	0	0	0	0	E
Sivek	1	0	0	0	0	3	E	Hlavac	2	0	0	0	0	7	-1
Donovan	2	0	0	0	0	2	E	Svoboda	2	0	0	0	2	4	E
Fata	2	0	0	0	2	3	-2	Malec	3	0	0	0	9	0	E
Heins	2	0	0	0	0	1	1	Vasicek	3	0	0	0	0	3	-1
Hrdina	2	0	0	0	2	3	-1	Weekes	3	0	0	0	0	0	--
LaCouture	2	0	0	0	0	0	E	Wesley	3	0	0	0	2	4	-1
Rozsival	2	0	0	0	4	3	E	Hedican	4	0	0	0	2	2	E
Bergevin	3	0	0	0	0	1	-1	Ward	4	0	0	0	2	3	2
Caron	3	0	0	0	2	0	--								
Jonsson	3	0	0	0	4	2	E								
Nieminen	3	0	0	0	43	2	-3								
Primeau	3	0	0	0	0	8	1								
McKenna	4	0	0	0	27	2	-1								
Pushor	4	0	0	0	0	4	-1								
<b>TOTALS</b>	<b>4</b>	<b>7</b>	<b>13</b>	<b>20</b>	<b>98</b>	<b>107</b>		<b>TOTALS</b>	<b>4</b>	<b>9</b>	<b>12</b>	<b>21</b>	<b>39</b>	<b>109</b>	



# CHICAGO BLACKHAWKS



STEVE SULLIVAN

**All-Time NHL Record:**  
2156-2265-803-14

**Stanley Cup Titles:**  
Three (1934, 1938 and 1961)

**Founded:**  
1926

**Location:**  
1901 West Madison Street,  
Chicago, IL 60612

**General Office Phone:**  
(312) 455-7000

**Arena (Capacity):**  
United Center (20,500)

**President:**  
William W. Wirtz

**General Manager:**  
Mike Smith

**Head Coach:**  
Brian Sutter

**Coach's NHL Record (Seasons):**  
431-386-129 (12)

**Assistant Coaches:**  
Denis Savard, Al MacAdam

**Website:**  
www.chicagoblackhawks.com

## PENGUINS vs. BLACKHAWKS

**2002-03 Record:** 30-33-13-6; Third place, Central Division, 17th overall

**2003 Playoff Record:** Did Not Qualify

**2002-03 Top Scorer:** Steve Sullivan (26-35-61)

**All-time Chicago scorer vs. Pittsburgh:**  
Stan Mikita (52gp, 32-39-71)

**All-time Pittsburgh scorer vs. Chicago:**  
Mario Lemieux (26gp, 25-36-61)

**Longest Chicago win streak vs. Pittsburgh:**  
9, Dec. 18, 1968-Dec. 20, 1970

**Longest Pittsburgh win streak vs. Chicago:**  
3, Oct. 22, 1998-Mar. 12, 1989; Dec. 26, 2000-Mar. 29, 2001

**Longest Chicago undefeated streak vs. Pittsburgh:** 9, Dec. 28, 1968-Dec. 20, 1970 (9-0-0); Jan. 4, 1981-Mar. 14, 1983 (7-0-2)

**Longest Pittsburgh undefeated streak vs. Chicago:** 6, Dec. 2, 1978-Dec. 19, 1979 (2-0-4); Mar. 5, 1998-Mar. 29, 2001 (4-0-2)

**Last Chicago win at home:**  
Jan. 6, 2002 (2-0) (0-0-1 since last win)

**Last Pittsburgh win at home:**  
Jan. 25, 2003 (5-3) (0-0-0 since last win)

**Last Chicago win at Pittsburgh:**  
Feb. 22, 1997 (5-2) (0-3-2 since last win)

**Last Pittsburgh win at Chicago:**  
Jan. 21, 2001 (4-0) (0-1-1 since last win)

**Most goals by Chicago vs. Pittsburgh:**  
9, Jan. 21, 1973 (C, 9-3); Mar. 19, 1978 (C, 9-1)

**Most goals by Pittsburgh vs. Chicago:**  
10, Feb. 21, 1976 (P, 10-1)

**Most goals by both teams:** 13, Oct. 23, 1968 (C, 8-5); Dec. 6, 1988 (P, 7-6)

**Last Chicago shutout vs. Pittsburgh:**  
Jan. 6, 2002 (2-0) - Jocelyn Thibault

**Last Pittsburgh shutout vs. Chicago:**  
Jan. 21, 2001 (4-0) - Garth Snow

**Last Chicago hat-trick vs. Pittsburgh:**  
Nov. 8, 1992 - Michel Goulet

**Last Pittsburgh hat-trick vs. Chicago:**  
Jan. 25, 2003 - Alexei Kovalev

**Last Pittsburgh trade with Chicago:**  
Oct. 22, 1997 - Tuomas Gronman to Pittsburgh for Greg Johnson

**Overtime record vs. Pittsburgh:** 0-0-6

## YEAR BY YEAR

YEAR	PIT.	ROAD	TOTAL	GF/GA
1967-68	1-0-1	0-2-0	1-2-1	10-14
1968-69	1-2-0	1-2-0	2-4-0	22-28
1969-70	0-3-0	0-3-0	0-6-0	7-27
1970-71	2-1-0	0-3-0	2-4-0	12-17
1971-72	0-3-0	0-2-1	0-5-1	11-27
1972-73	2-0-0	1-2-0	3-2-0	15-18
1973-74	0-3-0	1-2-0	1-5-0	12-20
1974-75	2-0-0	0-1-1	2-1-1	20-14
1975-76	1-1-0	0-1-1	1-2-1	21-16
1976-77	2-0-0	0-2-0	2-2-0	12-9
1977-78	2-0-0	0-1-1	2-1-1	12-16
1978-79	2-0-0	0-0-2	2-0-2	15-8
1979-80	0-1-1	0-1-1	0-2-2	7-9
1980-81	1-1-0	0-2-0	1-3-0	15-20
1981-82	0-0-1	0-1-1	0-1-2	11-14
1982-83	0-2-0	0-1-0	0-3-0	9-15
1983-84	0-0-1	1-1-0	1-1-1	7-7
1984-85	1-1-0	0-1-0	1-2-0	12-15
1985-86	1-0-0	0-1-1	1-1-1	12-13
1986-87	1-1-0	1-0-0	2-1-0	9-4
1987-88	1-0-0	1-1-0	2-1-0	17-12
1988-89	2-0-0	1-0-0	3-0-0	20-15
1989-90	0-1-0	0-2-0	0-3-0	11-16
1990-91	0-2-0	0-1-0	0-3-0	7-15
1991-92	0-0-1	1-0-0	1-0-1	8-7
1992-93	1-0-0	0-1-0	1-1-0	6-8
1993-94	1-0-0	0-1-0	1-1-0	5-7
1994-95	Did Not Play			
1995-96	1-0-0	0-1-0	1-1-0	7-8
1996-97	0-1-0	0-1-0	0-2-0	3-7
1997-98	0-0-1	0-1-0	0-1-1	3-5
1998-99	1-0-0	0-0-0	1-0-0	5-2
1999-00	0-0-1	1-0-0	1-0-1	7-5
2000-01	1-0-0	1-0-0	2-0-0	9-2
2001-02	0-0-0	0-1-0	0-1-0	0-2
2002-03	1-0-0	0-0-1	1-0-1	6-4
TOTALS	28-23-7	10-39-10	38-62-17	365-426

## 2003-04 SCHEDULE

Oct. 30 @ Chicago, 8:30pm  
Dec. 29 @ PITTSBURGH, 7:30pm



# 2002-03 SEASON SERIES



2002-03	GP	W	L	T	OTL	PTS	GF	GA	PPG	SHG	PEN	PIM	
PITTSBURGH	2	1	0	1	0	3	6	4	0	0	9	24	
CHICAGO	2	0	1	1	0	1	4	6	0	0	12	30	
at Pittsburgh		(1-0-0-0)											
at Chicago		(0-0-1-0)											
Jan. 25		Chicago (Thibault/LEIGHTON) 3					at Pittsburgh (Aubin) 5					WG - McKenna	
Mar. 23		Pittsburgh (Caron) 1					at Chicago (Andersson) 1					TG - Meloche	

GOALS AND SHOTS BY PERIOD	1ST	2ND	3RD	OT	TOTAL
PITTSBURGH	2-15	2-20	2-22	0-1	6-58
CHICAGO	3-24	0-18	1-13	0-5	4-60

GOALTENDERS	GP	MP	GF	GA	ENG	SO	GAA	SH	SV%	W-L-T
Caron	1	65:00	1	1	0	0	0.92	34	.971	0-0-1
Aubin	1	59:54	5	3	0	0	3.01	26	.885	1-0-0
<b>PITTSBURGH TOTALS</b>	<b>2</b>	<b>125:00</b>	<b>6</b>	<b>4</b>	<b>0</b>	<b>0</b>	<b>1.92</b>	<b>60</b>	<b>.933</b>	<b>1-0-1</b>
Anderson	1	65:00	1	1	0	0	0.92	28	.964	0-0-1
Leighton	1	34:38	1	2	0	0	3.46	19	.905	0-1-0
Thibault	1	24:20	2	3	0	0	7.40	11	.727	0-0-0
<b>CHICAGO TOTALS</b>	<b>2</b>	<b>125:00</b>	<b>4</b>	<b>6</b>	<b>0</b>	<b>0</b>	<b>2.88</b>	<b>58</b>	<b>.897</b>	<b>0-1-1</b>

<b>POWER-PLAY GOALS:</b>	PITTSBURGH (0 for 9)
	CHICAGO (0 for 6)

PITTSBURGH	GP	G	A	PTS	PIM	SH	+/-	CHICAGO	GP	G	A	PTS	PIM	SH	+/-
Robitaille	1	1	3	4	0	2	3	Nikolishin	2	1	1	2	2	2	-1
Kovalev	1	3	0	3	0	7	3	Housley	1	1	0	1	0	6	-1
Hrdina	1	0	2	2	2	3	3	Daze	2	1	0	1	2	8	-2
Meloche	1	1	0	1	0	4	1	Sullivan	2	1	0	1	2	5	2
McKenna	2	1	0	1	5	2	E	Thomas	1	0	1	1	0	3	E
Donovan	1	0	1	1	0	1	E	Bell	2	0	1	1	2	2	1
Lefebvre	1	0	1	1	0	1	1	Dempsey	2	0	1	1	0	9	1
Lemieux	1	0	1	1	0	2	1	Fleury	2	0	1	1	4	1	E
Moran	1	0	1	1	0	0	3	Klemm	2	0	1	1	0	3	-3
Primeau	1	0	1	1	0	2	E	Zhamnov	2	0	1	1	0	1	-1
Tarnstrom	1	0	1	1	2	2	3	Anderson	1	0	0	0	0	0	--
Bergevin	1	0	0	0	0	0	-1	Berezin	1	0	0	0	0	0	E
Caron	1	0	0	0	0	0	--	Helenius	1	0	0	0	9	1	E
Fata	1	0	0	0	4	2	-1	Karpovtsev	1	0	0	0	0	2	-1
Ference	1	0	0	0	0	1	E	Korolev	1	0	0	0	0	0	E
Focht	1	0	0	0	7	2	E	Leighton	1	0	0	0	0	0	--
Hedberg	1	0	0	0	0	0	--	Radulov	1	0	0	0	0	0	-1
Heins	1	0	0	0	0	0	1	Simon	1	0	0	0	5	0	E
Holzinger	1	0	0	0	0	4	E	Thibault	1	0	0	0	0	0	--
Johansson	1	0	0	0	0	4	-1	Arnason	2	0	0	0	0	2	E
Jonsson	1	0	0	0	0	0	-1	Calder	2	0	0	0	0	8	-4
Kostopoulos	1	0	0	0	0	0	-1	Eastwood	2	0	0	0	0	3	E
Kraft	1	0	0	0	0	2	E	McCarthy	2	0	0	0	0	0	E
Lintner	1	0	0	0	0	1	E	Poapst	2	0	0	0	4	2	-1
Samuelsson	1	0	0	0	0	1	E	Strudwick	2	0	0	0	0	2	1
Sivek	1	0	0	0	0	1	-1								
Surovy	1	0	0	0	0	1	E								
Manderville	2	0	0	0	0	2	-1								
Nieminen	2	0	0	0	0	2	E								
Pushor	2	0	0	0	0	1	-1								
Rozsival	2	0	0	0	2	6	E								
Straka	2	0	0	0	2	2	-1								
<b>TOTALS</b>	<b>2</b>	<b>6</b>	<b>11</b>	<b>17</b>	<b>24</b>	<b>58</b>		<b>TOTALS</b>	<b>2</b>	<b>4</b>	<b>7</b>	<b>11</b>	<b>30</b>	<b>60</b>	



# COLORADO AVALANCHE



PETER FORSBERG

**All-Time NHL Record:**  
857-793-248-14

**Stanley Cup Titles:**  
Two (1996, 2001)

**Founded:**  
1972 (Quebec-WHA), 1979  
(Quebec-NHL), 1995  
(Colorado)

**Location:**  
1000 Chopper Circle,  
Denver, CO 80204

**General Office Phone:**  
(303) 405-1100

**Arena (Capacity):**  
Pepsi Center (18,007)

**President & GM:**  
Pierre Lacroix

**Head Coach:**  
Tony Granato

**Coach's NHL Record (Seasons):**  
32-15-4 (1)

**Assistant Coaches:**  
Jacques Cloutier, Rick Tocchet

**Website:**  
www.coloradoavalanche.com

## PENGUINS vs. AVALANCHE

**2002-03 Record:** 42-19-13-8; First place, Northwest Division, 6th overall

**2003 Playoff Record:** Lost to Minnesota, 4-3, WCOF

**2002-03 Top Scorer:** Peter Forsberg (29-77-106)

**All-time Colorado scorer vs. Pittsburgh:**  
Joe Sakic (37gp, 26-34-60)

**All-time Pittsburgh scorer vs. Colorado:**  
Mario Lemieux (33gp, 30-36-66)

**Longest Colorado win streak vs. Pittsburgh:**  
10, Oct. 21, 1982-Oct. 19, 1985

**Longest Pittsburgh win streak vs. Colorado:**  
7, Mar. 22, 1986-Mar. 27, 1988

**Longest Colorado undefeated streak vs. Pittsburgh:** 11, Oct. 21, 1982-Oct. 26, 1985 (10-0-1)

**Longest Pittsburgh undefeated streak vs. Colorado:** 9, Oct. 25, 1990-Apr. 3, 1993 (7-0-2)

**Last Colorado win at home:**  
Mar. 1, 2003 (4-1) (0-0-0 since last win)

**Last Pittsburgh win at home:**  
Feb. 21, 1995 (5-4) (0-8-1 since last win)

**Last Colorado win at Pittsburgh:**  
Feb. 20, 2003 (5-2) (0-0-0 since last win)

**Last Pittsburgh win at Colorado:**  
Feb. 25, 1999 (3-2) (0-2-0-1 since last win)

**Most goals by Colorado vs. Pittsburgh:**  
10, Dec. 29, 1984 (Q, 10-2)

**Most goals by Pittsburgh vs. Colorado:**  
8, Mar. 3, 1987 (P, 8-1); Nov. 16, 1989 (P, 8-2)

**Most goals by both teams:**  
14, Mar. 8, 1984 (Q, 8-6)

**Last Quebec/Colorado shutout vs. Pittsburgh:**  
Feb. 24, 1980 (2-0) – Michel Dion

**Last Pittsburgh shutout vs. Quebec/Colorado:**  
Jan. 27, 1994 (3-0) – Ken Wregget

**Last Colorado hat-trick vs. Pittsburgh:**  
Jan. 3, 1998 – Valeri Kamensky

**Last Pittsburgh hat-trick vs. Quebec/Colorado:**  
Nov. 18, 1991 – Kevin Stevens

**Last Pittsburgh trade with Colorado:**  
Mar. 19, 2002 - Ville Nieminen and Rick Berry to Pittsburgh for Darius Kasparaitis

**Overtime record vs. Pittsburgh:** 2-1-6

## YEAR BY YEAR

YEAR	PIT.	ROAD	TOTAL	GF/GA
1979-80	2-0-0	0-2-0	2-2-0	10-9
1980-81	1-0-1	1-1-0	2-1-1	15-16
1981-82	1-0-0	2-0-0	3-0-0	15-6
1982-83	0-2-0	0-1-0	0-3-0	11-22
1983-84	0-1-0	0-2-0	0-3-0	8-21
1984-85	0-2-0	0-1-0	0-3-0	6-26
1985-86	0-0-1	1-1-0	1-1-1	14-12
1986-87	2-0-0	1-0-0	3-0-0	19-6
1987-88	1-0-0	2-0-0	3-0-0	17-11
1988-89	1-1-0	0-1-0	1-2-0	8-16
1989-90	1-0-0	1-1-0	2-1-0	17-9
1990-91	2-0-0	1-0-0	3-0-0	18-11
1991-92	1-0-1	1-0-0	2-0-1	17-10
1992-93	1-0-1	1-0-0	2-0-1	16-11
1993-94	1-2-0	0-2-0	1-4-0	17-25
1994-95	1-1-0	1-1-0	2-2-0	18-17
1995-96	0-1-0	0-0-1	0-1-1	8-11
1996-97	0-1-0	0-1-0	0-2-0	6-10
1997-98	0-1-0	0-0-1	0-1-1	7-8
1998-99	0-1-0	1-0-0	1-1-0	4-5
1999-00	0-0-1	0-1-0	0-1-1	6-7
2000-01	0-1-0	0-1-0	0-2-0	3-8
2001-02	0-1-0	0-0-0	0-1-0	1-3
2002-03	0-1-0	0-1-0	0-2-0	3-9
<b>TOTALS</b>	<b>15-16-5</b>	<b>13-17-2</b>	<b>28-33-7</b>	<b>264-289</b>

## 2003-04 SCHEDULE

Jan. 24 @ PITTSBURGH, 7:30pm

# 2002-03 SEASON SERIES



2002-03	GP	W	L	T	OTL	PTS	GF	GA	PPG	SHG	PEN	PIM
PITTSBURGH	2	0	2	0	0	0	3	9	0	0	8	16
COLORADO	2	2	0	0	0	4	9	3	2	1	8	16
at Pittsburgh	(0-1-0-0)											
at Colorado	(0-1-0-0)											
Feb. 20	COLORADO (Roy) 5					at Pittsburgh (Hedberg) 2					WG - Blake	
Mar. 1	Pittsburgh (Hedberg) 1					at COLORADO (Roy) 4					WG - McAmmond	

GOALS AND SHOTS BY PERIOD	1ST	2ND	3RD	OT	TOTAL
PITTSBURGH	0-19	2-12	1-20	--	3-51
COLORADO	0-17	3-21	6-18	--	9-56


GOALTENDERS	GP	MP	GF	GA	ENG	SO	GAA	SH	SV%	W-L-T
Hedberg	2	120:00	3	9	0	0	4.50	56	.839	0-2-0
<b>PITTSBURGH TOTALS</b>	<b>2</b>	<b>120:00</b>	<b>3</b>	<b>9</b>	<b>0</b>	<b>0</b>	<b>4.50</b>	<b>56</b>	<b>.839</b>	<b>0-2-0</b>
Roy	2	119:50	9	3	0	0	1.50	51	.941	2-0-0
<b>COLORADO TOTALS</b>	<b>2</b>	<b>120:00</b>	<b>9</b>	<b>3</b>	<b>0</b>	<b>0</b>	<b>1.50</b>	<b>51</b>	<b>.941</b>	<b>2-0-0</b>

<b>POWER-PLAY GOALS:</b>	PITTSBURGH (0 for 6) COLORADO (2 for 6) - McAmmond, Forsberg
<b>SHORT-HANDED GOALS:</b>	COLORADO (1) - Blake

PITTSBURGH	GP	G	A	PTS	PIM	SH	+/-	COLORADO	GP	G	A	PTS	PIM	SH	+/-
Lemieux	2	1	0	1	2	10	-2	Reinprecht	2	2	2	4	0	6	2
Rozsival	2	1	0	1	0	3	E	Hejduk	2	2	1	3	0	8	2
Surovy	2	1	0	1	2	1	E	Vrbata	2	0	3	3	0	6	1
Nieminen	1	0	1	1	0	2	1	McAmmond	2	2	0	2	0	5	1
Fata	2	0	1	1	0	1	-1	Blake	2	1	1	2	2	7	4
Primeau	2	0	1	1	0	3	-1	Forsberg	2	1	1	2	0	4	E
Robitaille	2	0	1	1	0	3	1	Sakic	1	0	2	2	0	2	2
Beech	1	0	0	0	0	1	E	Morris	2	0	2	2	2	4	3
Bouchard	1	0	0	0	0	2	-1	Tanguay	2	0	2	2	2	2	1
Lintner	1	0	0	0	2	2	E	Skoula	2	1	0	1	0	3	E
Sivek	1	0	0	0	0	3	-1	Hahl	1	0	1	1	0	3	1
Straka	1	0	0	0	2	2	-1	Aubin	2	0	1	1	4	1	1
Bergevin	2	0	0	0	0	0	-1	Parker	2	0	1	1	0	1	E
Donovan	2	0	0	0	2	2	1	Hinote	1	0	0	0	0	0	E
Hedberg	2	0	0	0	0	0	--	Keane	1	0	0	0	0	0	E
Heins	2	0	0	0	2	6	E	McAllister	1	0	0	0	2	0	-1
Jonsson	2	0	0	0	2	0	-4	Nedorost	1	0	0	0	0	0	-1
Manderville	2	0	0	0	0	3	-2	Shantz	1	0	0	0	0	0	1
McKenna	2	0	0	0	0	1	E	Smith	1	0	0	0	2	0	E
Moran	2	0	0	0	0	0	-3	De Vries	2	0	0	0	2	1	E
Samuelsson	2	0	0	0	2	4	-3	Foote	2	0	0	0	0	2	2
Tarnstrom	2	0	0	0	0	2	-3	Messier	2	0	0	0	0	1	E
								Roy	2	0	0	0	0	0	--
<b>TOTALS</b>	<b>2</b>	<b>3</b>	<b>4</b>	<b>7</b>	<b>16</b>	<b>51</b>		<b>TOTALS</b>	<b>2</b>	<b>9</b>	<b>17</b>	<b>26</b>	<b>16</b>	<b>56</b>	



# COLUMBUS BLUE JACKETS



TYLER WRIGHT

### All-Time NHL Record:

79-128-25-14

### Stanley Cup Titles:

None

### Founded:

1997

### Location:

150 East Wilson Bridge Road,  
Columbus, OH 43085

### General Office Phone:

(614) 246-4625

### Arena (Capacity):

Nationwide Arena (18,132)

### President/GM/Head Coach:

Doug MacLean

### Coach's NHL Record (Seasons):

98-94-37 (4)

### Associate Coach:

Newell Brown

### Assistant Coaches:

Gerard Gallant, Gord Murphy

### Website:

[www.bluejackets.com](http://www.bluejackets.com)

## PENGUINS vs. BLUE JACKETS

**2002-03 Record:** 29-42-8-3; Fifth place, Central Division, 28th overall

**2003 Playoff Record:** Did Not Qualify

**2002-03 Top Scorer:** Ray Whitney (24-52-76)

### All-time Columbus scorer vs. Pittsburgh:

Mike Sillinger (3gp, 4-5-9)

### All-time Pittsburgh scorer vs. Columbus:

Alexei Kovalev (5gp, 3-3-6)

### Longest Columbus win streak vs. Pittsburgh:

2, Mar. 11, 2002-Dec. 31, 2002 (Current)

### Longest Pittsburgh win streak vs. Columbus:

3, Oct. 21, 2000-Feb. 28, 2002

### Longest Columbus undefeated streak vs. Pittsburgh:

2, Mar. 11, 2002-Dec. 31, 2002 (2-0-0)(Current)

### Longest Pittsburgh undefeated streak vs. Columbus:

3, Oct. 21, 2000-Feb. 28, 2002 (3-0-0)

### Last Columbus win at home:

Dec. 31, 2002 (5-2) (0-0-0 since last win)

### Last Pittsburgh win at home:

Oct. 21, 2000 (5-2) (0-1-0 since last win)

### Last Columbus win at Pittsburgh:

Mar. 11, 2002 (4-2) (0-0-0 since last win)

### Last Pittsburgh win at Columbus:

Feb. 28, 2002 (4-3 ot) (0-1-0 since last win)

### Most goals by Columbus vs. Pittsburgh:

5, Dec.31, 2002 (C, 5-2)

### Most goals by Pittsburgh vs. Columbus:

5, Oct. 21, 2000 (P, 5-2)

### Most goals by both teams:

7, Oct. 21, 2000 (P, 5-2); Feb. 28, 2002 (P, 4-3 ot)

### Last Columbus shutout vs. Pittsburgh:

None

### Last Pittsburgh shutout vs. Columbus:

None

### Last Columbus hat-trick vs. Pittsburgh:

None

### Last Pittsburgh hat-trick vs. Columbus:

None

### Last Pittsburgh trade with Columbus:

Mar. 15, 2002, Jamie Pushor to Pittsburgh for a 4th round choice in 2003 Entry Draft

### Overtime record vs. Pittsburgh:

0-2-0

## YEAR BY YEAR

YEAR	PIT.	ROAD	TOTAL	GF/GA
2000-01	1-0-0	1-0-0	2-0-0	8-4
2001-02	0-1-0	1-0-0	1-1-0	6-7
2002-03	0-0-0	0-1-0	0-1-0	2-5
<b>TOTALS</b>	<b>1-1-0</b>	<b>2-1-0</b>	<b>3-2-0</b>	<b>16-16</b>

## 2003-04 SCHEDULE

Dec. 13 @ PITTSBURGH, 7:30pm



TM

# 2002-03 SEASON SERIES



2002-03	GP	W	L	T	OTL	PTS	GF	GA	PPG	SHG	PEN	PIM	
PITTSBURGH	1	0	1	0	0	0	2	5	1	0	8	16	
COLUMBUS	1	1	0	0	0	2	5	2	3	0	6	12	
at Pittsburgh		(0-0-0-0)											
at Columbus		(0-1-0-0)											
Dec. 31		Pittsburgh (Hedberg) 2				at COLUMBUS (Denis) 5				WG - Cassels			

GOALS AND SHOTS BY PERIOD	1ST	2ND	3RD	OT	TOTAL
PITTSBURGH	1-7	1-10	0-15	--	2-32
COLUMBUS	0-11	3-14	2-9	--	5-34

GOALTENDERS	GP	MP	GF	GA	ENG	SO	GAA	SH	SV%	W-L-T
Hedberg	1	58:34	2	4	1	0	4.10	33	.879	0-1-0
<b>PITTSBURGH TOTALS</b>	<b>1</b>	<b>60:00</b>	<b>2</b>	<b>5</b>	<b>1</b>	<b>0</b>	<b>5.00</b>	<b>34</b>	<b>.853</b>	<b>0-1-0</b>
Denis	1	60:00	5	2	0	0	2.00	32	.938	1-0-0
<b>COLUMBUS TOTALS</b>	<b>1</b>	<b>60:00</b>	<b>5</b>	<b>2</b>	<b>0</b>	<b>0</b>	<b>2.00</b>	<b>32</b>	<b>.938</b>	<b>1-0-0</b>

<b>POWER-PLAY GOALS:</b>	PITTSBURGH (1 for 6) - Sivek
	COLUMBUS (3 for 8) - Cassels, Sanderson, Vyborny

PITTSBURGH	GP	G	A	PTS	PIM	SH	+/-	COLUMBUS	GP	G	A	PTS	PIM	SH	+/-
Primeau	1	1	0	1	0	2	1	Cassels	1	2	1	3	2	2	1
Sivek	1	1	0	1	6	2	E	Sillinger	1	1	2	3	0	3	2
Jonsson	1	0	1	1	0	2	E	Whitney	1	0	3	3	0	3	2
LaCouture	1	0	1	1	2	0	1	Sanderson	1	1	0	1	2	5	E
Nieminen	1	0	1	1	0	0	1	Vyborny	1	1	0	1	0	3	E
Rozsival	1	0	1	1	0	2	E	Nash	1	0	1	1	2	2	1
Bergevin	1	0	0	0	0	1	1	Pirjeta	1	0	1	1	0	1	E
Donovan	1	0	0	0	0	2	E	Spacek	1	0	1	1	0	2	2
Ference	1	0	0	0	0	3	E	Denis	1	0	0	0	0	0	--
Hedberg	1	0	0	0	2	0	--	Hyvonen	1	0	0	0	0	0	-1
Hrdina	1	0	0	0	2	3	-2	Klesla	1	0	0	0	2	2	E
Kovalev	1	0	0	0	2	4	-1	Lachance	1	0	0	0	0	0	-1
Kraft	1	0	0	0	0	1	-1	Marshall	1	0	0	0	0	1	E
Lemieux	1	0	0	0	0	3	-2	Pronger	1	0	0	0	0	0	-1
Manderville	1	0	0	0	2	1	E	Richardson	1	0	0	0	0	1	2
McKenna	1	0	0	0	0	0	E	Shelley	1	0	0	0	0	2	-1
Moran	1	0	0	0	0	0	E	Walsler	1	0	0	0	0	4	-1
Straka	1	0	0	0	0	6	-2	Westcott	1	0	0	0	2	1	E
Tarnstrom	1	0	0	0	0	0	-2	Wright	1	0	0	0	2	2	E
<b>TOTALS</b>	<b>1</b>	<b>2</b>	<b>4</b>	<b>6</b>	<b>16</b>	<b>32</b>		<b>TOTALS</b>	<b>1</b>	<b>5</b>	<b>9</b>	<b>14</b>	<b>12</b>	<b>34</b>	



# DALLAS STARS



MIKE MODANO

**All-Time NHL Record:**  
1164-1223-446-17  
**Stanley Cup Titles:**  
One (1999)  
**Founded:**  
1967 (Minnesota), 1993 (Dallas)  
**Location:**  
211 Cowboys Parkway,  
Irving, TX 75063  
**General Office Phone:**  
(214) 387-5500  
**Arena (Capacity):**  
American Airlines Center  
(18,532)

**President:**  
James R. Lites  
**General Manager:**  
Doug Armstrong  
**Head Coach:**  
Dave Tippett  
**Coach's NHL Record (Seasons):**  
46-21-15 (1)  
**Associate Coach:**  
Rick Wilson  
**Assistant Coaches:**  
Andy Moog, Mark Lamb  
**Website:**  
www.dallasstars.com

## PENGUINS vs. STARS

**2002-03 Record:** 46-17-15-4; First place,  
Pacific Division, 2nd overall  
**2003 Playoff Record:** Defeated Edmonton,  
4-2, WCQF; Lost to Anaheim, 4-2, WCSF  
**2002-03 Top Scorer:** Mike Modano (28-57-85)  
**All-time Dallas scorer vs. Pittsburgh:**  
Bill Goldsworthy (54gp, 23-22-45)  
**All-time Pittsburgh scorer vs. Dallas:**  
Rick Kehoe (36gp, 19-27-46)  
**Longest Dallas win streak vs. Pittsburgh:**  
4, Oct. 28, 1971-Feb. 20, 1972; Jan. 12, 1983-  
Dec. 1, 1983  
**Longest Pittsburgh win streak vs. Dallas:**  
8, Oct. 15, 1985-Mar. 1, 1988  
**Longest Dallas undefeated streak vs.  
Pittsburgh:** 8, Mar. 16, 1997-Jan. 19, 2001 (6-0-2)  
**Longest Pittsburgh undefeated streak vs.  
Dallas:** 8, Oct. 15, 1985-Mar. 1, 1988 (8-0-0)  
**Last Dallas win at home:**  
Mar. 2, 2003 (3-1) (0-0-0 since last win)  
**Last Pittsburgh win at home:**  
Oct. 24, 2001 (3-2) (0-0-0 since last win)  
**Last Dallas win at Pittsburgh:**  
Dec. 23, 2000 (8-2) (0-1-0 since last win)  
**Last Pittsburgh win at Dallas:**  
Nov. 14, 1995 (4-2) (0-4-1-1 since last win)  
**Most goals by Dallas vs. Pittsburgh:**  
10, Mar. 7, 1973 (M, 10-4)  
**Most goals by Pittsburgh vs. Dallas:**  
9, Jan. 12, 1989 (P, 9-2)  
**Most goals by both teams:** 15, Dec. 21, 1974  
(M, 8-7); Feb. 2, 1982 (M, 9-6)  
**Last Dallas shutout vs. Pittsburgh:**  
Mar. 22, 1998 (0-0) - Ed Belfour  
**Last Pittsburgh shutout vs. Dallas:**  
Mar. 22, 1998 (0-0) - Tom Barrasso  
**Last Dallas hat-trick vs. Pittsburgh:**  
Nov. 5, 1997 - Joe Nieuwendyk  
**Last Pittsburgh hat-trick vs. Minnesota/Dallas:**  
Mar. 4, 1990 - Rob Brown  
**Last Pittsburgh trade with Dallas:**  
Jun. 22, 1996 - Kevin Hatcher to Pittsburgh for  
Sergei Zubov  
**Overtime record vs. Pittsburgh:** 1-1-3

## YEAR BY YEAR

YEAR	PIT.	ROAD	TOTAL	GF/GA
1967-68	2-1-2	2-2-1	4-3-3	33-29
1968-69	2-2-0	3-1-0	5-3-0	25-15
1969-70	3-1-0	2-1-1	5-2-1	33-27
1970-71	1-1-1	0-2-1	1-3-2	12-13
1971-72	2-1-0	0-3-0	2-4-0	11-17
1972-73	2-1-0	0-2-0	2-3-0	18-21
1973-74	1-0-1	1-2-0	2-2-1	17-20
1974-75	2-0-0	1-1-0	3-1-0	21-14
1975-76	1-0-1	1-1-0	2-1-1	15-10
1976-77	2-0-0	1-1-0	3-1-0	17-9
1977-78	2-0-0	0-2-0	2-2-0	18-17
1978-79	2-0-0	1-1-0	3-1-0	19-11
1979-80	1-1-0	0-2-0	1-3-0	12-15
1980-81	1-1-0	0-2-0	1-3-0	13-18
1981-82	1-1-0	0-1-0	1-2-0	14-15
1982-83	0-1-0	0-1-1	0-2-1	8-16
1983-84	1-1-0	0-1-0	1-2-0	12-12
1984-85	0-1-0	1-1-0	1-2-0	10-10
1985-86	2-0-0	1-0-0	3-0-0	10-7
1986-87	1-0-0	2-0-0	3-0-0	10-7
1987-88	2-0-0	0-1-0	2-1-0	12-9
1988-89	0-1-0	1-1-0	1-2-0	12-11
1989-90	1-1-0	0-0-1	1-1-1	14-16
1990-91	1-0-0	1-1-0	2-1-0	11-10
1991-92	1-0-0	1-1-0	2-1-0	13-8
1992-93	0-1-0	1-0-0	1-1-0	7-7
1993-94	0-1-0	0-1-0	0-2-0	5-12
1994-95	Did Not Play			
1995-96	1-0-0	1-0-0	2-0-0	9-3
1996-97	1-0-0	0-1-0	1-1-0	5-7
1997-98	0-1-0	0-0-1	0-1-1	2-5
1998-99	0-0-1	0-1-0	0-1-1	6-8
1999-00	0-0-0	0-1-0	0-1-0	4-6
2000-01	0-1-0	0-1-0	0-2-0	7-14
2001-02	1-0-0	0-0-0	1-0-0	3-2
2002-03	0-0-0	0-1-0	0-1-0	1-3
<b>TOTALS</b>	<b>37-19-6</b>	<b>21-37-6</b>	<b>58-56-12</b>	<b>439-424</b>

## 2003-04 SCHEDULE

March 9 @ PITTSBURGH, 7:30pm

# 2002-03 SEASON SERIES



2002-03	GP	W	L	T	OTL	PTS	GF	GA	PPG	SHG	PEN	PIM	
PITTSBURGH	1	0	1	0	0	0	1	3	1	0	6	12	
DALLAS	1	1	0	0	0	2	3	1	1	0	4	8	
at Pittsburgh		(0-0-0-0)											
at Dallas		(0-1-0-0)											
Mar. 2		Pittsburgh (Caron) 1				at DALLAS (Tugnutt) 3				WG - Arnott			

GOALS AND SHOTS BY PERIOD	1ST	2ND	3RD	OT	TOTAL
PITTSBURGH	0-6	0-10	1-4	--	1-20
DALLAS	2-17	0-8	1-2	--	3-27


GOALTENDERS	GP	MP	GF	GA	ENG	SO	GAA	SH	SV%	W-L-T
Caron	1	59:34	1	2	1	0	2.01	19	.895	0-1-0
<b>PITTSBURGH TOTALS</b>	<b>1</b>	<b>60:00</b>	<b>1</b>	<b>3</b>	<b>1</b>	<b>0</b>	<b>3.00</b>	<b>20</b>	<b>.850</b>	<b>0-1-0</b>
Tugnutt	1	59:34	3	1	0	0	1.01	20	.950	1-0-0
<b>DALLAS TOTALS</b>	<b>1</b>	<b>60:00</b>	<b>3</b>	<b>1</b>	<b>0</b>	<b>0</b>	<b>1.00</b>	<b>20</b>	<b>.950</b>	<b>1-0-0</b>

<b>POWER-PLAY GOALS:</b>	PITTSBURGH (1 for 3) - Lemieux DALLAS (1 for 5) - Arnott
--------------------------	---

PITTSBURGH	GP	G	A	PTS	PIM	SH	+/-	DALLAS	GP	G	A	PTS	PIM	SH	+/-
M. Lemieux	1	1	0	1	0	3	-2	Arnott	1	2	0	2	0	6	1
Lintner	1	0	1	1	0	0	E	Lehtinen	1	1	0	1	2	2	2
Straka	1	0	1	1	0	2	-2	Kapanen	1	0	1	1	0	1	1
Beech	1	0	0	0	2	1	E	Modano	1	0	1	1	0	3	1
Bergevin	1	0	0	0	0	0	E	Ott	1	0	1	1	0	2	1
Caron	1	0	0	0	0	0	--	Turgeon	1	0	1	1	0	1	E
Donovan	1	0	0	0	0	3	E	Boucher	1	0	0	0	0	3	E
Fata	1	0	0	0	0	1	-2	Dahlen	1	0	0	0	0	2	E
Heins	1	0	0	0	2	0	E	Downey	1	0	0	0	0	1	E
Manderville	1	0	0	0	4	0	E	Hatcher	1	0	0	0	0	1	2
McKenna	1	0	0	0	0	0	-1	C. Lemieux	1	0	0	0	0	1	E
Moran	1	0	0	0	0	0	E	Malhotra	1	0	0	0	0	0	E
Nieminen	1	0	0	0	4	1	E	Matvichuk	1	0	0	0	4	1	E
Primeau	1	0	0	0	0	1	E	Muller	1	0	0	0	0	1	E
Pushor	1	0	0	0	0	0	-1	Robidas	1	0	0	0	0	0	E
Rozsival	1	0	0	0	0	3	E	Sydor	1	0	0	0	2	0	E
Samuelsson	1	0	0	0	0	2	E	Tugnutt	1	0	0	0	0	0	--
Surovy	1	0	0	0	0	3	-1	Young	1	0	0	0	0	0	E
Tarnstrom	1	0	0	0	0	0	-2	Zubov	1	0	0	0	0	2	2
<b>TOTALS</b>	<b>1</b>	<b>1</b>	<b>2</b>	<b>3</b>	<b>12</b>	<b>20</b>		<b>TOTALS</b>	<b>1</b>	<b>3</b>	<b>4</b>	<b>7</b>	<b>8</b>	<b>27</b>	



# DETROIT RED WINGS



STEVE YZERMAN

### All-Time NHL Record:

2311-2109-804-14

### Stanley Cup Titles:

10 (1936, 1937, 1943, 1950, 1952, 1954, 1955, 1997, 1998, 2002)

### Founded:

1926

### Location:

600 Civic Center Drive, Detroit, MI 48226

### General Office Phone:

(313) 396-7535

### Arena (Capacity):

Joe Louis Arena (19,983)

### General Manager:

Ken Holland

### Head Coach:

Dave Lewis

### Coach's NHL Record (Seasons):

48-24-10 (1)

### Associate Coaches:

Barry Smith, Joe Kocur

### Website:

www.detroitredwings.com

## PENGUINS vs. RED WINGS

**2002-03 Record:** 48-20-10-4; First place, Central Division, 3rd overall

**2003 Playoff Record:** Lost to Anaheim, 4-0, WCQF

**2002-03 Top Scorer:** Sergei Fedorov (36-47-83)

### All-time Detroit scorer vs. Pittsburgh:

Steve Yzerman (38gp, 16-32-48)

### All-time Pittsburgh scorer vs. Detroit:

Mario Lemieux (26gp, 21-36-57)

### Longest Detroit win streak vs. Pittsburgh:

5, Dec. 23, 1982-Feb. 9, 1984

### Longest Pittsburgh win streak vs. Detroit:

4, Feb. 13, 1974-Dec. 15, 1974

### Longest Detroit undefeated streak vs. Pittsburgh:

9, Mar. 5, 1972-Jan. 27, 1974 (5-0-4)

### Longest Pittsburgh undefeated streak vs. Detroit:

11, Dec. 17, 1988-Feb. 3, 1992 (7-0-4)

### Last Detroit win at home:

Oct. 25, 2002 (7-3) (0-0-0 since last win)

### Last Pittsburgh win at home:

Jan. 2, 2000 (4-3) (0-1-0 since last win)

### Last Detroit win at Pittsburgh:

Mar. 18, 2003 (5-1) (0-0-0 since last win)

### Last Pittsburgh win at Detroit:

Dec. 10, 2000 (4-3) (0-1-0 since last win)

### Most goals by Detroit vs. Pittsburgh:

9, Feb. 9, 1984 (D, 9-3)

### Most goals by Pittsburgh vs. Detroit:

10, Jan. 28, 1989 (P, 10-5)

### Most goals by both teams:

15, Jan. 28, 1989 (P, 10-5)

### Last Detroit shutout vs. Pittsburgh:

Feb. 3, 1996 (3-0) - Chris Osgood

### Last Pittsburgh shutout vs. Detroit:

Apr. 11, 1999 (3-0) - Tom Barrasso

### Last Detroit hat-trick vs. Pittsburgh:

Oct. 25, 2002 - Sergei Fedorov

### Last Pittsburgh hat-trick vs. Detroit:

Oct. 22, 1992 - Mario Lemieux

### Last Pittsburgh trade with Detroit:

Jan. 27, 1997 - Greg Johnson to Pittsburgh for Tomas Sandstrom

### Overtime record vs. Pittsburgh:

2-1-6

## YEAR BY YEAR

YEAR	PIT.	ROAD	TOTAL	GF/GA
1967-68	1-1-0	0-2-0	1-3-0	12-21
1968-69	2-1-0	0-3-0	2-4-0	14-20
1969-70	1-2-0	1-2-0	2-4-0	17-21
1970-71	3-0-0	0-1-2	3-1-2	30-13
1971-72	2-1-0	0-3-0	2-4-0	19-25
1972-73	0-1-1	0-1-2	0-2-3	7-9
1973-74	2-1-0	0-1-1	2-2-1	20-13
1974-75	2-1-0	2-1-0	4-2-0	24-15
1975-76	3-0-0	1-1-1	4-1-1	24-13
1976-77	3-0-0	1-2-0	4-2-0	19-17
1977-78	1-1-1	1-2-0	2-3-1	21-22
1978-79	4-0-0	1-3-0	5-3-0	29-31
1979-80	2-0-0	0-2-0	2-2-0	18-19
1980-81	2-0-0	0-1-1	2-1-1	13-11
1981-82	1-0-0	0-2-0	1-2-0	11-11
1982-83	0-1-1	0-1-0	0-2-1	11-17
1983-84	0-1-0	0-2-0	0-3-0	9-21
1984-85	1-1-0	0-0-1	1-1-1	10-10
1985-86	1-0-0	1-1-0	2-1-0	15-11
1986-87	1-1-0	0-1-0	1-2-0	5-6
1987-88	1-0-0	0-2-0	1-2-0	13-15
1988-89	2-0-0	0-0-1	2-0-1	19-13
1989-90	1-0-0	1-0-1	2-0-1	14-7
1990-91	2-0-0	1-0-0	3-0-0	16-5
1991-92	0-0-1	0-1-1	0-1-2	10-11
1992-93	1-0-0	0-1-0	1-1-0	9-14
1993-94	0-1-0	1-0-0	1-1-0	9-10
1994-95	Did Not Play			
1995-96	1-0-0	0-1-0	1-1-0	5-5
1996-97	0-1-0	0-1-0	0-2-0	6-10
1997-98	1-0-0	0-0-1	1-0-1	5-3
1998-99	1-0-0	1-0-0	2-0-0	5-1
1999-00	1-0-0	0-1-0	1-1-0	6-6
2000-01	0-0-0	1-0-0	1-0-0	4-3
2001-02	0-1-0	0-0-0	0-1-0	2-4
2002-03	0-1-0	0-1-0	0-2-0	4-12
<b>TOTALS</b>	<b>43-17-4</b>	<b>13-40-12</b>	<b>56-57-16</b>	<b>455-445</b>

## 2003-04 SCHEDULE

Oct. 18 @ PITTSBURGH, 7:30pm



# 2002-03 SEASON SERIES



2002-03	GP	W	L	T	OTL	PTS	GF	GA	PPG	SHG	PEN	PIM
PITTSBURGH	2	0	2	0	0	0	4	12	1	0	7	14
DETROIT	2	2	0	0	0	4	12	4	2	0	11	22

at Pittsburgh (0-1-0-0)  
at Detroit (0-1-0-0)

Oct. 25 Pittsburgh (Aubin) 3  
Mar. 18 DETROIT (Legace) 5

at DETROIT (Legace) 7  
at Pittsburgh (Hedberg) 1

WG - Fedorov  
WG - Shanahan

GOALS AND SHOTS BY PERIOD	1ST	2ND	3RD	OT	TOTAL
PITTSBURGH	2-22	1-21	1-11	--	4-54
DETROIT	3-27	4-20	5-24	--	12-71

GOALTENDERS	GP	MP	GF	GA	ENG	SO	GAA	SH	SV%	W-L-T
Hedberg	1	60:00	1	5	0	0	5.00	27	.815	0-1-0
Aubin	1	59:57	3	7	0	0	7.00	44	.841	0-1-0
<b>PITTSBURGH TOTALS</b>	<b>2</b>	<b>120:00</b>	<b>4</b>	<b>12</b>	<b>0</b>	<b>0</b>	<b>6.00</b>	<b>71</b>	<b>.831</b>	<b>0-2-0</b>
Legace	2	119:56	12	4	0	0	2.00	54	.926	2-0-0
<b>DETROIT TOTALS</b>	<b>2</b>	<b>120:00</b>	<b>12</b>	<b>4</b>	<b>0</b>	<b>0</b>	<b>2.00</b>	<b>54</b>	<b>.926</b>	<b>2-0-0</b>


### POWER-PLAY GOALS:

PITTSBURGH (1 for 10) - Kovalev  
DETROIT (2 for 5) - Fedorov, L. Robitaille

PITTSBURGH	GP	G	A	PTS	PIM	SH	+/-	DETROIT	GP	G	A	PTS	PIM	SH	+/-
Kovalev	1	2	0	2	0	6	-3	Fedorov	2	5	1	6	2	11	5
Lemieux	2	0	2	2	0	4	-5	Shanahan	2	1	3	4	2	5	4
Straka	1	1	0	1	2	2	1	L. Robitaille	2	3	0	3	0	7	1
Nieminen	2	1	0	1	0	3	-2	Fischer	1	1	2	3	0	6	3
Hrdina	1	0	1	1	0	3	-2	Lidstrom	2	1	2	3	0	3	5
LaCouture	1	0	1	1	0	2	E	McCarty	2	1	2	3	2	8	2
Meloche	1	0	1	1	0	3	1	Larionov	2	0	3	3	0	0	3
Primeau	1	0	1	1	0	0	-1	Dandenault	2	0	2	2	0	1	6
Surovy	1	0	1	1	0	2	1	Holmstrom	2	0	2	2	0	2	2
Rozsival	2	0	1	1	0	2	-2	Hull	2	0	2	2	2	2	1
Aubin	1	0	0	0	0	0	--	Williams	1	0	1	1	0	3	E
Bergevin	1	0	0	0	0	1	1	Yzerman	1	0	1	1	2	0	2
Daigle	1	0	0	0	2	1	-1	Chelios	2	0	1	1	2	1	3
Donovan	1	0	0	0	2	1	E	Draper	2	0	1	1	2	2	1
Fata	1	0	0	0	0	3	E	Maltby	2	0	1	1	2	3	1
Focht	1	0	0	0	0	0	-2	Bykov	1	0	0	0	2	1	-1
Hedberg	1	0	0	0	0	0	--	Devereaux	1	0	0	0	0	1	1
Heins	1	0	0	0	0	0	1	Kuznetsov	1	0	0	0	2	2	-1
Holzinger	1	0	0	0	0	3	-2	Schneider	1	0	0	0	0	1	1
Johansson	1	0	0	0	0	2	E	Wallin	1	0	0	0	0	3	-1
Lefebvre	1	0	0	0	0	1	E	Woolley	1	0	0	0	0	0	-1
Moran	1	0	0	0	0	2	-3	Zetterberg	1	0	0	0	0	2	-1
Morozov	1	0	0	0	0	2	-3	Datsyuk	2	0	0	0	0	7	-1
Samuelsson	1	0	0	0	0	3	-3	Legace	2	0	0	0	0	0	--
Vujtek	1	0	0	0	0	0	E	Bench	2	--	--	--	2	--	--
Jonsson	2	0	0	0	0	3	-3								
Manderville	2	0	0	0	0	0	-2								
McKenna	2	0	0	0	2	2	-1								
Pushor	2	0	0	0	2	1	E								
Tarnstrom	2	0	0	0	4	2	-5								
<b>TOTALS</b>	<b>2</b>	<b>4</b>	<b>8</b>	<b>12</b>	<b>14</b>	<b>54</b>		<b>TOTALS</b>	<b>2</b>	<b>12</b>	<b>24</b>	<b>36</b>	<b>22</b>	<b>71</b>	



# EDMONTON OILERS



RYAN SMYTH

**All-Time NHL Record:**  
904-734-250-24  
**Stanley Cup Titles:**  
Five  
(1984, 1985, 1987, 1988, 1990)  
**Founded:**  
1972 (Alberta - WHA), 1979  
(Edmonton-NHL)  
**Location:**  
11230 - 110 Street,  
Edmonton, AB T5G 3G8  
**General Office Phone:**  
(780) 414-4000

**Arena (Capacity):**  
Skyreach Centre (16,839)  
**President & CEO:**  
Patrick LaForge  
**General Manager:**  
Kevin Lowe  
**Head Coach:**  
Craig MacTavish  
**Coach's NHL Record (Seasons):**  
113-98-35 (3)  
**Assistant Coaches:**  
Charlie Huddy, Bill Moores  
**Website:**  
www.edmontonoilers.com

## PENGUINS vs. OILERS

**2002-03 Record:** 36-26-11-9; Fourth place, Northwest Division, 14th overall  
**2003 Playoff Record:** Lost to Dallas, 4-2, WCOF  
**2002-03 Top Scorer:** Ryan Smyth (27-34-61)  
**All-time Edmonton scorer vs. Pittsburgh:**  
Wayne Gretzky (28gp, 31-44-75)  
**All-time Pittsburgh scorer vs. Edmonton:**  
Mario Lemieux (26gp, 14-29-43)  
**Longest Edmonton win streak vs. Pittsburgh:**  
5, Mar. 16, 1981-Mar. 17, 1982; Jan. 7, 1983-Feb. 22, 1984  
**Longest Pittsburgh win streak vs. Edmonton:**  
4, Mar. 4, 2000-Feb. 18, 2003 (Current)  
**Longest Edmonton undefeated streak vs. Pittsburgh:** 6, Jan. 7, 1983-Nov. 6, 1984 (5-0-1)  
**Longest Pittsburgh undefeated streak vs. Edmonton:** 6, Mar. 5, 1999-Feb. 18, 2003 (4-0-2) (Current)  
**Last Edmonton win at home:**  
Oct. 31, 1998 (4-1) (0-2-0 since last win)  
**Last Pittsburgh win at home:**  
Feb. 18, 2003 (4-3, OT) (0-0-0 since last win)  
**Last Edmonton win at Pittsburgh:**  
Feb. 18, 1993 (5-4) (0-6-2 since last win)  
**Last Pittsburgh win at Edmonton:**  
Jan. 19, 2002 (1-0) (0-0-0 since last win)  
**Most goals by Edmonton vs. Pittsburgh:**  
10, Mar. 17, 1982 (E, 10-4); Feb. 19, 1983 (E, 10-7)  
**Most goals by Pittsburgh vs. Edmonton:**  
7, 3 times, last time - Jan. 21, 1988 (P, 7-4)  
**Most goals by both teams:**  
17, Feb. 19, 1983 (E, 10-7)  
**Last Edmonton shutout vs. Pittsburgh:**  
None  
**Last Pittsburgh shutout vs. Edmonton:**  
Jan. 19, 2002 (1-0) - Johan Hedberg  
**Last Edmonton hat-trick vs. Pittsburgh:**  
Nov. 8, 1988 - Jari Kurri  
**Last Pittsburgh hat-trick vs. Edmonton:**  
Nov. 13, 1991 - Kevin Stevens  
**Last Pittsburgh trade with Edmonton:**  
Mar. 13, 2001- Dan LaCouture to Pittsburgh for Sven Butenschon  
**Overtime record vs. Pittsburgh:** 1-1-3

## YEAR BY YEAR

YEAR	PIT.	ROAD	TOTAL	GF/GA
1979-80	1-1-0	0-2-0	1-3-0	12-22
1980-81	1-1-0	0-1-1	1-2-1	18-20
1981-82	0-1-0	0-2-0	0-3-0	8-22
1982-83	1-1-0	0-1-0	1-2-0	14-21
1983-84	0-1-0	0-2-0	0-3-0	8-23
1984-85	1-0-1	0-1-0	1-1-1	10-12
1985-86	0-1-0	1-1-0	1-2-0	13-17
1986-87	1-1-0	0-1-0	1-2-0	9-10
1987-88	0-1-0	0-2-0	0-3-0	8-17
1988-89	0-2-0	1-0-0	1-2-0	12-15
1989-90	1-0-0	1-1-0	2-1-0	12-8
1990-91	1-1-0	0-1-0	1-2-0	14-15
1991-92	2-0-0	0-1-0	2-1-0	14-14
1992-93	0-1-0	*1-1-0	1-2-0	11-11
1993-94	1-0-0	0-1-0	1-1-0	7-8
1994-95	Did Not Play			
1995-96	1-0-0	1-0-0	2-0-0	10-8
1996-97	1-0-0	0-1-0	1-1-0	7-7
1997-98	1-0-0	0-1-0	1-1-0	7-6
1998-99	0-0-1	0-1-0	0-1-1	3-6
1999-00	0-0-1	1-0-0	1-0-1	5-4
2000-01	1-0-0	0-0-0	1-0-0	5-2
2001-02	0-0-0	1-0-0	1-0-0	1-0
2002-03	1-0-0	0-0-0	1-0-0	4-3

**TOTALS** 15-12-3 7-21-1 22-33-4 212-271

\* = Includes one game played in Cleveland

## 2002-03 SCHEDULE

Dec. 6 @ Edmonton, 10:00pm

# 2002-03 SEASON SERIES



2002-03	GP	W	L	T	OTL	PTS	GF	GA	PPG	SHG	PEN	PIM
PITTSBURGH	1	1	0	0	0	2	4	3	2	0	7	17
EDMONTON	1	0	0	0	1	1	3	4	2	0	6	15

at Pittsburgh (1-0-0-0)

at Edmonton (0-0-0-0)

Feb. 18 Edmonton (Salo) 3

at PITTSBURGH (Hedberg) 4

WG - Lemieux\*

\* Lemieux scored at 1:35 of overtime

GOALS AND SHOTS BY PERIOD	1ST	2ND	3RD	OT	TOTAL
PITTSBURGH	1-10	2-5	0-5	1-2	4-22
EDMONTON	1-5	1-15	1-16	0-0	3-36

GOALTENDERS	GP	MP	GF	GA	ENG	SO	GAA	SH	SV%	W-L-T
Hedberg	1	61:35	4	3	0	0	2.92	36	.917	1-0-0
<b>PITTSBURGH TOTALS</b>	<b>1</b>	<b>61:35</b>	<b>4</b>	<b>3</b>	<b>0</b>	<b>0</b>	<b>2.92</b>	<b>36</b>	<b>.917</b>	<b>1-0-0</b>
Salo	1	61:32	3	4	0	0	3.90	22	.818	0-1-0
<b>EDMONTON TOTALS</b>	<b>1</b>	<b>61:35</b>	<b>3</b>	<b>4</b>	<b>0</b>	<b>0</b>	<b>3.90</b>	<b>22</b>	<b>.818</b>	<b>0-1-0</b>

## POWER-PLAY GOALS:


PITTSBURGH (2 for 5) - Lemieux, Samuelsson

EDMONTON (2 for 6) - Carter, Marchant

PITTSBURGH	GP	G	A	PTS	PIM	SH	+/-	EDMONTON	GP	G	A	PTS	PIM	SH	+/-
Lemieux	1	1	1	2	0	3	-1	Carter	1	1	1	2	0	7	-1
Nieminen	1	1	1	2	0	2	2	Marchant	1	1	1	2	0	2	1
Fata	1	0	2	2	0	1	-1	Cleary	1	1	0	1	0	7	1
Tarnstrom	1	0	2	2	2	3	E	Niinimaa	1	0	1	1	6	5	E
Samuelsson	1	1	0	1	0	2	-1	Reasoner	1	0	1	1	0	4	E
Surovy	1	1	0	1	0	1	2	Rita	1	0	1	1	0	1	1
Heins	1	0	1	1	0	0	2	Swanson	1	0	1	1	0	3	E
Bergevin	1	0	0	0	2	0	E	Brewer	1	0	0	0	0	2	-2
Bouchard	1	0	0	0	0	1	-1	Chimera	1	0	0	0	0	3	E
Donovan	1	0	0	0	0	3	E	Comrie	1	0	0	0	0	0	-2
Hedberg	1	0	0	0	2	0	--	Ferguson	1	0	0	0	0	0	E
Jonsson	1	0	0	0	0	0	1	Horcoff	1	0	0	0	0	0	-1
Manderville	1	0	0	0	2	0	E	Laraque	1	0	0	0	5	0	E
McKenna	1	0	0	0	5	0	E	Moreau	1	0	0	0	0	0	-1
Moran	1	0	0	0	0	1	E	Pisa	1	0	0	0	0	0	E
Primeau	1	0	0	0	0	3	E	Pisani	1	0	0	0	0	0	E
Robitaille	1	0	0	0	2	2	2	Salo	1	0	0	0	0	0	--
Rozsival	1	0	0	0	0	0	E	Semenov	1	0	0	0	4	0	-2
Sivek	1	0	0	0	0	0	E	Staios	1	0	0	0	0	2	1
Bench	1	--	--	--	2	--	--								
<b>TOTALS</b>	<b>1</b>	<b>4</b>	<b>7</b>	<b>11</b>	<b>17</b>	<b>22</b>		<b>TOTALS</b>	<b>1</b>	<b>3</b>	<b>6</b>	<b>9</b>	<b>15</b>	<b>36</b>	



# FLORIDA PANTHERS



OLLI JOKINEN

**All-Time NHL Record:**  
294-337-127-30

**Stanley Cup Titles:**  
None

**Founded:**  
1992

**Location:**  
One Panthers Parkway,  
Sunrise, FL 33323

**General Office Phone:**  
(954) 835-7000

**Arena (Capacity):**  
Office Depot Center (19,250)

**President:**  
William A. Torrey

**General Manager:**  
Rick Dudley

**Head Coach:**  
Mike Keenan

**Coach's NHL Record (Seasons):**  
555-438-132 (16)

**Assistant Coaches:**  
Duane Sutter, John Torchetti

**Website:**  
www.flpanthers.com



## PENGUINS vs. PANTHERS

**2002-03 Record:** 24-36-13-9; Fourth place, Southeast Division, 27th overall

**2003 Playoff Record:** Did not qualify

**2002-03 Top Scorer:**  
Olli Jokinen (36-29-65)

**All-time Florida scorer vs. Pittsburgh:**  
Rob Niedermayer (28gp, 10-11-21)

**All-time Pittsburgh scorer vs. Florida:**  
Jaromir Jagr (29gp, 16-15-31)

**Longest Florida win streak vs. Pittsburgh:**  
5, Apr. 3, 2002-Mar. 16, 2003 (Current)

**Longest Pittsburgh win streak vs. Florida:**  
4, Feb. 1, 1994-Feb. 7, 1995

**Longest Florida undefeated streak vs. Pittsburgh:** 5, Apr. 3, 2002-Mar. 16, 2003 (5-0-0) (Current)

**Longest Pittsburgh undefeated streak vs. Florida:** 6, Oct. 12, 1993-Feb. 7, 1995 (5-0-1)

**Last Florida win at home:**  
Jan. 18, 2003 (3-0) (0-0-0 since last win)

**Last Pittsburgh win at home:**  
Mar. 5, 2002 (6-5 ot) (0-2-0 since last win)

**Last Florida win at Pittsburgh:**  
Mar. 16, 2003 (4-2) (0-0-0 since last win)

**Last Pittsburgh win at Florida:**  
Mar. 16, 2001 (6-3) (0-3-1 since last win)

**Most goals by Florida vs. Pittsburgh:**  
6, Feb. 6, 2003 (F, 6-0)

**Most goals by Pittsburgh vs. Florida:**  
7, Feb. 7, 1995 (P, 7-3); Dec. 30, 1998 (P, 7-4)

**Most goals by both teams:**  
11, 4 times, last time - Mar. 5, 2002 (P, 6-5 ot)

**Last Florida shutout vs. Pittsburgh:**  
Feb. 6, 2003 (6-0) - Roberto Luongo

**Last Pittsburgh shutout vs. Florida:**  
Feb. 5, 1999 (3-0) - Tom Barrasso

**Last Florida hat-trick vs. Pittsburgh:**  
Oct. 4, 1997 - Dave Gagner

**Last Pittsburgh hat-trick vs. Florida:**  
Dec. 30, 1995 - Mario Lemieux

**Last Pittsburgh trade with Florida:**  
June 21, 2003 - First round & third round pick in 2003 draft to Pittsburgh for first roundpick, third round pick and Mikael Samuelsson.

**Overtime record vs. Pittsburgh:** 2-2-4

## YEAR BY YEAR

YEAR	PIT.	ROAD	TOTAL	GF/GA
1993-94	1-0-1	2-0-0	3-0-1	10-7
1994-95	1-1-0	1-1-0	2-2-0	16-14
1995-96	2-0-0	1-1-0	3-1-0	12-10
1996-97	2-0-0	0-2-0	2-2-0	12-13
1997-98	0-1-1	1-1-0	1-2-1	11-12
1998-99	3-0-0	1-1-0	4-1-0	19-10
1999-00	1-1-0	1-1-0	2-2-0	9-10
2000-01	1-1-0	1-0-1	2-1-1	12-11
2001-02	1-0-1	0-2-0	1-2-1	10-12
2002-03	0-2-0	0-2-0	0-4-0	5-17
<b>TOTALS</b>	<b>12-6-3</b>	<b>8-11-1</b>	<b>20-17-4</b>	<b>116-116</b>

## 2003-04 SCHEDULE

Nov. 7 @ Florida, 7:30pm  
 Nov. 15 @ PITTSBURGH, 7:30pm  
 Feb. 12 @ Florida, 7:30pm  
 Feb. 20 @ PITTSBURGH, 7:30pm



# 2002-03 SEASON SERIES



2002-03	GP	W	L	T	OTL	PTS	GF	GA	PPG	SHG	PEN	PIM
PITTSBURGH	4	0	3	0	1	1	5	17	1	0	32	121
FLORIDA	4	4	0	0	0	8	17	5	4	1	28	83

at Pittsburgh (0-2-0-0)  
at Florida (0-1-0-1)

Nov. 6	Pittsburgh (Hedberg) 3	at FLORIDA (Luongo) 4	WG - Bure*
Jan. 18	Pittsburgh (Caron) 0	at FLORIDA (Luongo) 3	WG - Jokinen
Feb. 6	FLORIDA (Luongo) 6	at Pittsburgh (Caron) 0	WG - Majesky
Mar.16	FLORIDA (Luongo) 4	at Pittsburgh (Caron) 2	WG - Jokinen

\* Bure scored at 2:19 of overtime

GOALS AND SHOTS BY PERIOD	1ST	2ND	3RD	OT	TOTAL
PITTSBURGH	1-49	3-28	1-48	0-0	5-125
FLORIDA	5-47	6-52	5-32	1-1	17-132

GOALTENDERS	GP	MP	GF	GA	ENG	SO	GAA	SH	SV%	W-L-T
Hedberg	1	60:49	3	4	0	0	3.95	24	.833	0-1-0
Caron	3	179:09	2	13	0	0	4.35	108	.880	0-3-0
<b>PITTSBURGH TOTALS</b>	<b>4</b>	<b>242:19</b>	<b>5</b>	<b>17</b>	<b>0</b>	<b>0</b>	<b>4.21</b>	<b>132</b>	<b>.871</b>	<b>0-4-0</b>
Luongo	4	241:56	17	5	0	2	1.24	125	.960	4-0-0
<b>FLORIDA TOTALS</b>	<b>4</b>	<b>242:19</b>	<b>17</b>	<b>5</b>	<b>0</b>	<b>2</b>	<b>1.23</b>	<b>125</b>	<b>.960</b>	<b>4-0-0</b>


**POWER-PLAY GOALS:** PITTSBURGH (1 for 16) - Tarnstrom  
FLORIDA (4 for 19) - Jokinen, Cullen, Bure, Shvidki

**SHORT-HANDED GOALS:** FLORIDA (1) - Jokinen

PITTSBURGH	GP	G	A	PTS	PIM	SH	+/-	FLORIDA	GP	G	A	PTS	PIM	SH	+/-
Lemieux	3	1	2	3	29	10	-4	Jokinen	4	4	5	9	4	14	5
Tarnstrom	4	2	0	2	0	14	-4	Huselius	4	2	5	7	0	14	5
Lefebvre	1	0	2	2	0	0	E	Kozlov	4	1	4	5	4	14	4
Straka	4	0	2	2	2	11	-4	Hagman	4	3	0	3	2	9	2
Daigle	1	1	0	1	0	1	1	Cullen	2	1	2	3	0	6	2
Fata	1	1	0	1	0	2	1	Bure	3	1	2	3	0	14	3
Johansson	1	0	1	1	2	2	1	Bouwmeester	4	1	2	3	0	8	3
Laukkanen	1	0	1	1	0	1	1	Lilja	3	1	1	2	4	1	7
Kovalev	3	0	1	1	0	16	-5	Nilson	4	1	1	2	2	10	2
Moran	3	0	1	1	16	2	-6	Novoseltsev	4	0	2	2	2	4	1
Abid	1	0	0	0	2	-2		Shvidki	1	1	0	1	0	2	E
A. Ference	1	0	0	0	4	0	-1	Majesky	4	1	0	1	6	4	4
Focht	1	0	0	0	2	0	-1	Kravchuk	1	0	1	1	0	2	1
Hedberg	1	0	0	0	0	0	--	Bednar	2	0	1	1	2	5	1
Heins	1	0	0	0	2	1	E	Matteau	2	0	1	1	0	1	1
Holzinger	1	0	0	0	0	2	E	B. Ference	3	0	1	1	6	2	E
Kostopoulos	1	0	0	0	0	1	E	Beaudoin	1	0	0	0	15	1	E
Lintner	1	0	0	0	0	1	E	Dagenais	1	0	0	0	0	0	-1
Melichar	1	0	0	0	0	1	E	Ritchie	1	0	0	0	2	1	E
Meloche	1	0	0	0	0	2	-1	Ward	1	0	0	0	0	0	E
Morozov	1	0	0	0	0	2	E	Yushkevich	1	0	0	0	0	0	E
Robitaille	1	0	0	0	0	1	-1	Biron	2	0	0	0	0	5	E
Samuelsson	1	0	0	0	0	4	-1	Ozolinsh	2	0	0	0	0	1	E
Sivek	1	0	0	0	2	1	E	Trnka	2	0	0	0	12	4	2
Surovy	1	0	0	0	0	1	E	Ulanov	2	0	0	0	2	0	1
Donovan	2	0	0	0	2	5	-2	Johnson	3	0	0	0	2	4	E
Kraft	2	0	0	0	2	2	-1	Worrell	3	0	0	0	12	4	-1
LaCouture	2	0	0	0	0	0	-1	Luongo	4	0	0	0	2	0	--
Bergevin	3	0	0	0	0	0	-2	Weiss	4	0	0	0	2	2	2
Caron	3	0	0	0	2	0	--	Bench	4	-	-	-	2	-	-
Hrdina	3	0	0	0	0	6	E								
Jonsson	3	0	0	0	4	1	-3								
Nieminen	3	0	0	0	2	5	-2								
Primeau	3	0	0	0	2	8	-3								
Rozsival	3	0	0	0	2	4	-3								
Manderville	4	0	0	0	4	8	-1								
McKenna	4	0	0	0	27	5	E								
Pushor	4	0	0	0	15	3	E								
<b>TOTALS</b>	<b>4</b>	<b>5</b>	<b>10</b>	<b>15</b>	<b>121</b>	<b>125</b>		<b>TOTALS</b>	<b>4</b>	<b>17</b>	<b>28</b>	<b>45</b>	<b>83</b>	<b>132</b>	



# LOS ANGELES KINGS



ZIGMUND PALFFY

**All-Time NHL Record:**  
1133-1292-408-17  
**Stanley Cup Titles:**  
None  
**Founded:**  
1967  
**Location:**  
555 North Nash Street,  
El Segundo, CA 90245  
**General Office Phone:**  
(213) 742-7100  
**Arena (Capacity):**  
Staples Center (18,500)

**President:**  
Tim Leiweke  
**VP & General Manager:**  
Dave Taylor  
**Head Coach:**  
Andy Murray  
**Coach's NHL Record (Seasons):**  
117-93-36 (3)  
**Assistant Coaches:**  
Mark Hardy, Ray Bennett  
**Website:**  
www.lakings.com

## PENGUINS vs. KINGS

**2002-03 Record:** 33-37-6-6; Third place, Pacific Division, 18th overall  
**2003 Playoff Record:** Did Not Qualify  
**2002-2003 Top Scorer:** Ziggy Palffy (37-48-85)  
**All-time Los Angeles scorer vs. Pittsburgh:** Marcel Dionne (50gp, 29-41-70)  
**All-time Pittsburgh scorer vs. Los Angeles:** Mario Lemieux (27gp, 19-42-61)  
**Longest Los Angeles win streak vs. Pittsburgh:** 5, Mar. 14, 1984-Nov. 16, 1985  
**Longest Pittsburgh win streak vs. Los Angeles:** 6, Nov. 15, 1969-Feb. 26, 1970  
**Longest Los Angeles undefeated streak vs. Pittsburgh:** 8, Mar. 2, 1977-Mar. 14, 1978 (4-0-4)  
**Longest Pittsburgh undefeated streak vs. Los Angeles:** 9, Nov. 15, 1979-Feb. 13, 1982 (4-0-5)  
**Last Los Angeles win at home:** Dec. 14, 2002 (3-2ot) (0-0-0 since last win)  
**Last Pittsburgh win at home:** Mar. 29, 1997 (4-1) (0-4-2 since last win)  
**Last Los Angeles win at Pittsburgh:** Feb. 25, 2003 (5-3) (0-0-0 since last win)  
**Last Pittsburgh win at Los Angeles:** Jan. 16, 1999 (5-1) (0-3-0 since last win)  
**Most goals by Los Angeles vs. Pittsburgh:** 10, Jan. 21, 1987 (L, 10-5)  
**Most goals by Pittsburgh vs. Los Angeles:** 8, Mar. 26, 1969 (P, 8-4); Oct. 20, 1971 (P, 8-1)  
**Most goals by both teams:** 15, Jan. 21, 1987 (L, 10-5)  
**Last Los Angeles shutout vs. Pittsburgh:** Dec. 22, 1998 (3-0) – Jamie Storr  
**Last Pittsburgh shutout vs. Los Angeles:** Nov. 23, 1974 (0-0) – Gary Inness  
**Last Los Angeles hat-trick vs. Pittsburgh:** Mar. 10, 1990 – Luc Robitaille  
**Last Pittsburgh hat-trick vs. Los Angeles:** Feb. 10, 1990 – Rob Brown  
**Last Pittsburgh trade with Los Angeles:** Mar. 18, 1997, Eddie Olczyk to Pittsburgh for Glen Murray  
**Overtime record vs. Pittsburgh:** 5-3-4

## YEAR BY YEAR

YEAR	PIT.	ROAD	TOTAL	GF/GA
1967-68	3-2-0	1-4-0	4-6-0	26-33
1968-69	1-2-1	1-3-0	2-5-1	20-24
1969-70	4-0-0	2-2-0	6-2-0	20-11
1970-71	2-1-0	0-3-0	2-4-0	18-26
1971-72	3-0-0	1-1-1	4-1-1	29-19
1972-73	3-0-0	1-2-0	4-2-0	17-14
1973-74	1-2-0	0-2-0	1-4-0	6-14
1974-75	0-1-2	1-2-0	1-3-2	8-15
1975-76	3-0-0	2-1-0	5-1-0	29-16
1976-77	1-2-0	1-1-1	2-3-1	20-23
1977-78	0-1-2	0-2-1	0-3-3	15-21
1978-79	2-2-0	2-1-1	4-3-1	24-22
1979-80	1-1-0	0-0-2	1-1-2	13-12
1980-81	2-0-0	0-0-2	2-0-2	18-16
1981-82	1-0-1	0-1-0	1-1-1	15-16
1982-83	1-0-0	1-1-0	2-1-0	15-14
1983-84	1-1-0	0-1-0	1-2-0	15-16
1984-85	0-1-0	0-2-0	0-3-0	6-15
1985-86	2-0-0	0-1-0	2-1-0	16-12
1986-87	1-0-0	0-2-0	1-2-0	9-16
1987-88	0-0-2	1-0-0	1-0-2	15-13
1988-89	1-0-0	0-2-0	1-2-0	9-14
1989-90	1-1-0	0-1-0	1-2-0	13-22
1990-91	1-0-0	0-2-0	1-2-0	6-12
1991-92	0-2-0	0-1-0	0-3-0	8-14
1992-93	1-0-0	0-1-0	1-1-0	7-8
1993-94	1-0-0	0-1-0	1-1-0	7-10
1994-95	Did Not Play			
1995-96	0-1-0	0-1-0	0-2-0	4-6
1996-97	1-0-0	1-0-0	2-0-0	9-4
1997-98	0-0-1	1-0-0	1-0-1	5-4
1998-99	0-1-0	1-0-0	1-1-0	5-4
1999-00	0-1-0	0-1-0	0-2-0	7-10
2000-01	0-0-1	0-0-0	0-0-1	2-2
2001-02	0-1-0	0-1-0	0-2-0	7-9
2002-03	0-1-0	0-1-0	0-2-0	5-8
<b>TOTALS</b>	<b>38-24-10</b>	<b>17-44-8</b>	<b>55-68-18</b>	<b>448-495</b>

## 2003-04 SCHEDULE

Oct. 10 @ PITTSBURGH, 7:30pm

# 2002-03 SEASON SERIES



2002-03	GP	W	L	T	OTL	PTS	GF	GA	PPG	SHG	PEN	PIM
PITTSBURGH	2	0	1	0	1	1	5	8	1	0	9	18
LOS ANGELES	2	2	0	0	0	4	8	5	3	0	8	16

at Pittsburgh (0-1-0-0)  
at Los Angeles (0-0-0-1)

Dec. 14 Pittsburgh (Hedberg) 2 at LOS ANGELES (Potvin) 3 WG - Schneider\*  
Feb. 25 LOS ANGELES (Storr/HUET) 5 at Pittsburgh (Hedberg) 3 WG - Smolinski

\* Schneider scored at 4:22 of overtime

GOALS AND SHOTS BY PERIOD	1ST	2ND	3RD	OT	TOTAL
PITTSBURGH	3-14	1-13	1-14	0-1	5-42
LOS ANGELES	1-17	3-26	3-14	1-5	8-62

GOALTENDERS	GP	MP	GF	GA	ENG	SO	GAA	SH	SV%	W-L-T
Hedberg	2	122:32	5	8	0	0	3.92	62	.871	0-2-0
<b>PITTSBURGH TOTALS</b>	<b>2</b>	<b>124:22</b>	<b>5</b>	<b>8</b>	<b>0</b>	<b>0</b>	<b>3.86</b>	<b>62</b>	<b>.871</b>	<b>0-2-0</b>
Huet	1	44:20	5	1	0	0	1.35	17	.941	1-0-0
Potvin	1	64:22	3	2	0	0	1.86	17	.882	1-0-0
Storr	1	15:23	0	2	0	0	7.80	8	.750	0-0-0
<b>LOS ANGELES TOTALS</b>	<b>2</b>	<b>124:22</b>	<b>8</b>	<b>5</b>	<b>0</b>	<b>0</b>	<b>2.41</b>	<b>42</b>	<b>.881</b>	<b>2-0-0</b>

## POWER-PLAY GOALS:

PITTSBURGH (1 for 7) - Hrdina  
LOS ANGELES (3 for 8) - Palfy (2), Modry

PITTSBURGH	GP	G	A	PTS	PIM	SH	+/-	LOS ANGELES	GP	G	A	PTS	PIM	SH	+/-
Lemieux	2	2	3	5	0	7	1	Palfy	2	3	3	6	2	9	3
Kovalev	1	1	1	2	0	5	-1	Schneider	2	1	3	4	2	4	2
Straka	1	1	1	2	0	3	2	Smolinski	2	2	1	3	0	7	4
Hrdina	2	1	1	2	0	2	-1	Allison	1	0	2	2	0	2	E
Tarnstrom	1	0	2	2	0	0	3	Belanger	2	0	2	2	0	2	E
Surovy	1	0	1	1	0	7	2	Frolov	2	0	2	2	0	3	2
Beech	1	0	0	0	0	0	E	Johnson	2	1	0	1	2	4	-2
Daigle	1	0	0	0	0	0	E	Modry	2	1	0	1	0	6	-1
Donovan	1	0	0	0	2	0	-2	Armstrong	1	0	1	1	0	1	E
Fata	1	0	0	0	0	0	E	Schmidt	1	0	1	1	0	0	1
Ference	1	0	0	0	2	0	E	Cammalleri	1	0	0	0	0	0	E
Heins	1	0	0	0	2	0	-3	Corvo	1	0	0	0	0	2	E
Kraft	1	0	0	0	0	0	E	Deadmarsh	1	0	0	0	0	6	E
Lintner	1	0	0	0	0	3	3	Huet	1	0	0	0	0	0	--
Nieminen	1	0	0	0	2	1	E	McAlpine	1	0	0	0	0	0	E
Orpik	1	0	0	0	0	0	E	Miller	1	0	0	0	0	1	E
Samuelsson	1	0	0	0	0	0	-1	Norton	1	0	0	0	4	1	E
Sivek	1	0	0	0	0	1	E	Potvin	1	0	0	0	0	0	--
Bergevin	2	0	0	0	2	2	-1	Storr	1	0	0	0	0	0	--
Hedberg	2	0	0	0	2	0	--	Visnovsky	1	0	0	0	0	1	-1
Jonsson	2	0	0	0	0	0	1	Eloranta	2	0	0	0	2	3	-3
Manderville	2	0	0	0	0	2	-1	Heinze	2	0	0	0	2	5	E
McKenna	2	0	0	0	0	0	E	Laperriere	2	0	0	0	0	1	E
Moran	2	0	0	0	0	5	-2	Norstrom	2	0	0	0	2	1	E
Primeau	2	0	0	0	2	1	-2	Rasmussen	2	0	0	0	0	3	-2
Pushor	2	0	0	0	2	1	-2	Yushkevich	2	0	0	0	0	0	1
Robitaille	2	0	0	0	0	2	E								
Bench	2	--	--	--	2	--	--								
<b>TOTALS</b>	<b>2</b>	<b>5</b>	<b>9</b>	<b>14</b>	<b>18</b>	<b>42</b>		<b>TOTALS</b>	<b>2</b>	<b>8</b>	<b>15</b>	<b>23</b>	<b>16</b>	<b>62</b>	



# MINNESOTA WILD



MARIAN GABORIK

**All-Time NHL Record:**  
93-103-35-15  
**Stanley Cup Titles:**  
None  
**Founded:**  
1997  
**Location:**  
317 Washington Street,  
St. Paul, MN 55102  
**General Office Phone:**  
(651) 602-6000  
**Arena (Capacity):**  
Xcel Energy Center (18, 064)

**President/GM:**  
Doug Risebrough  
**Head Coach:**  
Jacques Lemaire  
**Coach's NHL Record (Seasons):**  
340-277-104 (10)  
**Assistant Coaches:**  
Mike Ramsey, Mario Tremblay  
**Website:**  
www.wild.com

## PENGUINS vs. WILD

**2002-03 Record:** 42-29-10-1; Third place, Northwest Division, 10th overall

**2003 Playoff Record:** Defeated Colorado, 4-2, WCOF; Defeated Vancouver, 4-3, WCSF; Lost to Anaheim, 4-0, WCF

**2002-03 Top Scorer:** Marian Gaborik (30-35-65)

**All-time Minnesota scorer vs. Pittsburgh:**  
Wes Walz (4gp, 3-1-4)

**All-time Pittsburgh scorer vs. Minnesota:**  
Robert Lang (3gp, 3-1-4)

**Longest Minnesota win streak vs. Pittsburgh:**  
1, 2 times, last time – Dec. 14, 2001

**Longest Pittsburgh win streak vs. Minnesota:**  
1, Feb. 14, 2001

**Longest Minnesota undefeated streak vs. Pittsburgh:** 2, Dec. 14, 2002-Nov. 14, 2002 (1-0-1) (Current)

**Longest Pittsburgh undefeated streak vs. Minnesota:** 1, Feb. 14, 2002 (1-0-0); Nov. 14, 2002 (0-0-1)

**Last Minnesota win at home:**  
Feb. 11, 2001 (4-2) (0-0-1 since last win)

**Last Pittsburgh win at home:**  
Feb. 14, 2001 (2-1) (0-1-0 since last win)

**Last Minnesota win at Pittsburgh:**  
Dec. 14, 2001 (5-2) (0-0-0 since last win)

**Last Pittsburgh win at Minnesota:** None

**Most goals by Minnesota vs. Pittsburgh:**  
5, Dec. 14, 2001 (M, 5-2)

**Most goals by Pittsburgh vs. Minnesota:**  
2, 3 times, last time – Dec. 14, 2001 (M, 5-2)

**Most goals by both teams:**  
7, Dec. 14, 2001 (M, 5-2)

**Last Minnesota shutout vs. Pittsburgh:** None

**Last Pittsburgh shutout vs. Minnesota:** None

**Last Minnesota hat-trick vs. Pittsburgh:** None

**Last Pittsburgh hat-trick vs. Minnesota:** None

**Last Pittsburgh trade with Minnesota:**  
Jan. 13, 2001, Steve McKenna to Pittsburgh for Roman Simicek

**Overtime record vs. Pittsburgh:** 0-0-1

## YEAR BY YEAR

YEAR	PIT.	ROAD	TOTAL	GF/GA
2000-01	1-0-0	0-1-0	1-1-0	4-5
2001-02	0-1-0	0-0-0	0-1-0	2-5
2002-03	0-0-0	0-0-1	0-0-1	1-1
<b>TOTALS</b>	<b>1-1-0</b>	<b>0-1-1</b>	<b>1-2-1</b>	<b>7-11</b>

## 2003-04 SCHEDULE

Nov. 19 @ PITTSBURGH, 7:30pm  
Jan. 16 @ Minnesota, 8:00pm





# 2002-03 SEASON SERIES



2002-03	GP	W	L	T	OTL	PTS	GF	GA	PPG	SHG	PEN	PIM
PITTSBURGH	1	0	0	1	0	1	1	1	0	0	7	14
MINNESOTA	1	0	0	1	0	1	1	1	0	0	4	8
at Pittsburgh	(0-0-0-0)											
at Minnesota	(0-0-1-0)											
Nov. 14	Pittsburgh (Hedberg) 1					at Minnesota (Fernandez) 1					TG - Park	

GOALS AND SHOTS BY PERIOD	1ST	2ND	3RD	OT	TOTAL
PITTSBURGH	0-6	1-7	0-7	0-4	1-24
MINNESOTA	0-13	1-7	0-10	0-1	1-31

GOALTENDERS	GP	MP	GF	GA	ENG	SO	GAA	SH	SV%	W-L-T
Hedberg	1	65:00	1	1	0	0	0.92	31	.968	0-0-1
<b>PITTSBURGH TOTALS</b>	<b>1</b>	<b>65:00</b>	<b>1</b>	<b>1</b>	<b>0</b>	<b>0</b>	<b>0.92</b>	<b>31</b>	<b>.968</b>	<b>0-0-1</b>
Fernandez	1	65:00	1	1	0	0	0.92	24	.959	0-0-1
<b>MINNESOTA TOTALS</b>	<b>1</b>	<b>65:00</b>	<b>1</b>	<b>1</b>	<b>0</b>	<b>0</b>	<b>0.92</b>	<b>24</b>	<b>.959</b>	<b>0-0-1</b>

<b>POWER-PLAY GOALS:</b>	PITTSBURGH (0 for 3)
	MINNESOTA (0 for 6)

PITTSBURGH	GP	G	A	PTS	PIM	SH	+/-	MINNESOTA	GP	G	A	PTS	PIM	SH	+/-
Bergevin	1	1	0	1	2	1	E	Park	1	1	0	1	0	3	1
Kovalev	1	0	1	1	0	2	E	Kuba	1	0	1	1	0	1	1
Morozov	1	0	1	1	2	1	E	Zholtok	1	0	1	1	0	3	1
Daigle	1	0	0	0	0	1	E	Bombardir	1	0	0	0	0	1	E
Hedberg	1	0	0	0	0	0	--	Bouchard	1	0	0	0	0	1	-1
Hrdina	1	0	0	0	0	3	E	Brunette	1	0	0	0	0	0	E
Jonsson	1	0	0	0	0	0	E	Dowd	1	0	0	0	0	1	E
LaCouture	1	0	0	0	0	0	E	Dupuis	1	0	0	0	0	3	1
Lemieux	1	0	0	0	0	6	E	Fernandez	1	0	0	0	0	0	--
Manderville	1	0	0	0	0	3	E	Gaborik	1	0	0	0	0	5	-1
McKenna	1	0	0	0	0	0	E	Johnson	1	0	0	0	4	1	E
Melichar	1	0	0	0	0	2	E	Laaksonen	1	0	0	0	0	2	E
Moran	1	0	0	0	0	1	E	Marshall	1	0	0	0	0	0	E
Nieminen	1	0	0	0	4	1	E	Mitchell	1	0	0	0	2	0	-1
Primeau	1	0	0	0	0	1	E	Ronning	1	0	0	0	0	1	-1
Pushor	1	0	0	0	2	1	E	Schultz	1	0	0	0	0	0	-1
Rozsival	1	0	0	0	2	1	E	Sekeras	1	0	0	0	0	2	E
Straka	1	0	0	0	0	0	E	Walz	1	0	0	0	2	3	E
Tarnstrom	1	0	0	0	0	0	E	Zyuzin	1	0	0	0	0	4	1
Bench	1	--	--	--	2	--	--								
<b>TOTALS</b>	<b>1</b>	<b>1</b>	<b>2</b>	<b>3</b>	<b>14</b>	<b>24</b>		<b>TOTALS</b>	<b>1</b>	<b>1</b>	<b>2</b>	<b>3</b>	<b>8</b>	<b>31</b>	



# MONTREAL CANADIENS



SAKU KOIVU

**All-Time NHL Record:** 2808-1804-830-22  
**Stanley Cup Titles:** 24 (1916, 1924, 1930-31, 1944, 1953, 1956-60, 1965-66, 1968-69, 1971, 1973, 1976-79, 1986, 1993)  
**Founded:** 1909  
**Location:** 1260 de La Gauchetiere St. West, Montreal, Quebec H3B 5E8  
**General Office Phone:** (514) 932-2582  
**Arena (Capacity):** Bell Centre (21,273)  
**President:** Pierre Boivin  
**General Manager:** Bob Gainey  
**Head Coach:** Claude Julien  
**Coach's NHL Record (Seasons):** First Season  
**Assistant Coaches:** Guy Charron, Rick Green, Roland Melanson  
**Website:** www.canadiens.com

## PENGUINS vs. CANADIENS

**2002-03 Record:** 30-35-8-9; Fourth place, Northeast Division, 21st overall  
**2003 Playoff Record:** Did Not Qualify  
**2002-03 Top Scorer:** Saku Koivu (21-50-71)  
**All-time Montreal scorer vs. Pittsburgh:** Guy Lafleur (61gp, 44-53-97)  
**All-time Pittsburgh scorer vs. Montreal:** Mario Lemieux (40gp, 26-40-66)  
**Longest Montreal win streak vs. Pittsburgh:** 10, Apr. 2, 1975-Dec. 4, 1976  
**Longest Pittsburgh win streak vs. Montreal:** 3, Jan. 23, 1988-Oct. 29, 1988; Nov. 28, 1998-Feb. 9, 1999  
**Longest Montreal undefeated streak vs. Pittsburgh:** 18, Jan. 13, 1972-Jan. 26, 1975 (15-0-3)  
**Longest Pittsburgh undefeated streak vs. Montreal:** 5, Nov. 27, 1996-Mar. 10, 1997 (2-0-3)  
**Last Montreal win at home:** Nov. 18, 2002 (5-4 ot) (0-0-0 since last win)  
**Last Pittsburgh win at home:** Dec. 28, 2002 (3-2) (0-0-0 since last win)  
**Last Montreal win at Pittsburgh:** Nov. 20, 2002 (3-2 ot) (0-0-0-1 since last win)  
**Last Pittsburgh win at Montreal:** Jan. 31, 1999 (5-3) (0-4-2-2 since last win)  
**Most goals by Montreal vs. Pittsburgh:** 12, Feb. 22, 1979 (M, 12-0)  
**Most goals by Pittsburgh vs. Montreal:** 7, Jan. 15, 1983 (M, 8-7); Dec. 7, 1995 (P, 7-5)  
**Most goals by both teams:** 15, Jan. 15, 1983 (M, 8-7)  
**Last Montreal shutout vs. Pittsburgh:** Apr. 1, 2002 (3-0) - Jose Theodore  
**Last Pittsburgh shutout vs. Montreal:** Dec. 1, 1997 (1-0) - Tom Barrasso  
**Last Montreal hat-trick vs. Pittsburgh:** Nov. 18, 2002 - Saku Koivu  
**Last Pittsburgh hat-trick vs. Montreal:** Jan. 24, 2001 - Mario Lemieux  
**Last Pittsburgh trade with Montreal:** Dec. 23, 1987, Perry Ganchar to Pittsburgh for future considerations  
**Overtime record vs. Pittsburgh:** 3-5-13

## YEAR BY YEAR

YEAR	PIT.	ROAD	TOTAL	GF/GA
1967-68	0-2-0	0-2-0	0-4-0	11-16
1968-69	0-2-1	1-2-0	1-4-1	16-21
1969-70	2-1-0	0-3-0	2-4-0	15-19
1970-71	1-1-1	0-2-1	1-3-2	13-20
1971-72	1-1-1	0-3-0	1-4-1	16-25
1972-73	0-2-0	0-3-0	0-5-0	12-29
1973-74	0-3-0	0-1-1	0-4-1	10-21
1974-75	1-1-1	0-3-0	1-4-1	15-28
1975-76	0-3-0	0-3-0	0-6-0	19-35
1976-77	0-1-2	0-3-0	0-4-2	11-34
1977-78	1-2-0	0-3-0	1-5-0	19-35
1978-79	2-2-0	0-3-1	2-5-1	19-38
1979-80	1-0-1	0-2-0	1-2-1	14-22
1980-81	1-1-0	1-1-0	2-2-0	10-11
1981-82	1-0-0	0-2-0	1-2-0	9-14
1982-83	1-1-0	0-1-0	1-2-0	11-15
1983-84	0-0-1	0-2-0	0-2-1	6-11
1984-85	1-1-0	0-1-0	1-2-0	11-13
1985-86	0-1-0	0-1-1	0-2-1	10-13
1986-87	1-1-0	0-0-1	1-1-1	11-11
1987-88	1-0-0	1-1-0	2-1-0	11-8
1988-89	0-2-0	1-0-0	1-2-0	8-16
1989-90	1-0-0	0-2-0	1-2-0	4-17
1990-91	0-1-1	0-1-0	0-2-1	11-15
1991-92	1-0-0	0-2-0	1-2-0	8-9
1992-93	2-0-0	0-0-1	2-0-1	12-8
1993-94	1-1-0	0-2-1	1-3-1	7-20
1994-95	2-0-0	0-2-0	2-2-0	13-13
1995-96	1-2-0	0-2-0	1-4-0	17-23
1996-97	0-0-3	2-1-0	2-1-3	23-20
1997-98	1-2-0	2-0-1	3-2-1	14-10
1998-99	1-0-1	2-0-0	3-0-1	16-12
1999-00	1-1-0	0-2-0	1-3-0	8-16
2000-01	1-1-0	0-1-1	1-2-1	12-13
2001-02	0-2-0	0-2-0	0-4-0	2-9
2002-03	1-1-0	0-1-1	1-2-1	12-13
<b>TOTALS</b>	<b>28-39-13</b>	<b>10-60-10</b>	<b>38-99-23</b>	<b>436-653</b>

## 2003-04 SCHEDULE

Oct. 16 @ Montreal, 7:30pm  
 Dec. 22 @ Montreal, 7:30pm  
 Jan. 10 @ PITTSBURGH, 1:00pm  
 Feb. 3 @ PITTSBURGH, 7:30pm

# 2002-03 SEASON SERIES



2002-03	GP	W	L	T	OTL	PTS	GF	GA	PPG	SHG	PEN	PIM
PITTSBURGH	4	1	0	1	2	5	12	13	8	0	22	44
MONTREAL	4	2	1	1	0	5	13	12	4	1	21	42

at Pittsburgh (1-0-0-1)  
at Montreal (0-0-1-1)

Oct. 22 Pittsburgh (Hedberg) 3  
Nov. 18 Pittsburgh (Hedberg) 4  
Nov. 20 MONTREAL (Hackett) 3  
Dec. 28 Montreal (Hackett) 2

at Montreal (Theodore) 3  
at MONTREAL (Theodore) 5  
at Pittsburgh (Aubin) 2  
at PITTSBURGH (Aubin) 3

TG - Morozov  
WG - Audette\*  
WG - Markov\*\*  
WG - Straka

\* Audette scored at 1:12 of overtime

\*\* Markov scored at 2:25 of overtime

GOALS AND SHOTS BY PERIOD	1ST	2ND	3RD	OT	TOTAL
PITTSBURGH	3-30	5-42	4-43	0-2	12-117
MONTREAL	4-34	5-32	2-42	2-7	13-115

GOALTENDERS	GP	MP	GF	GA	ENG	SO	GAA	SH	SV%	W-L-T
Hedberg	2	125:36	7	8	0	0	3.82	58	.862	0-1-1
Aubin	2	122:17	5	5	0	0	2.45	57	.912	1-1-0
<b>PITTSBURGH TOTALS</b>	<b>4</b>	<b>248:37</b>	<b>12</b>	<b>13</b>	<b>0</b>	<b>0</b>	<b>3.14</b>	<b>115</b>	<b>.887</b>	<b>1-2-1</b>
Hackett	2	121:59	5	5	0	0	2.46	54	.907	1-1-0
Theodore	2	126:07	8	7	0	0	3.33	63	.889	1-0-1
<b>MONTREAL TOTALS</b>	<b>4</b>	<b>248:37</b>	<b>13</b>	<b>12</b>	<b>0</b>	<b>0</b>	<b>2.90</b>	<b>117</b>	<b>.897</b>	<b>2-1-1</b>


**POWER-PLAY GOALS:** PITTSBURGH (8 for 18) – Hrdina (2), Morozov (2), Lemieux, Tarnstrom, Kovalev, Straka  
MONTREAL (4 for 19) – Koivu (2), Brisebois, Zednik

**SHORT-HANDED GOALS:** MONTREAL (1) – Koivu

PITTSBURGH	GP	G	A	PTS	PIM	SH	+/-	MONTREAL	GP	G	A	PTS	PIM	SH	+/-
Lemieux	4	1	8	9	0	13	-3	Koivu	4	3	3	6	2	11	2
Tarnstrom	3	1	5	6	2	6	-2	Audette	4	1	3	4	2	10	1
Kovalev	4	2	3	5	4	17	-2	Brisebois	4	1	3	4	0	10	4
Hrdina	4	3	1	4	2	5	1	Markov	4	2	1	3	0	7	1
Morozov	3	2	1	3	4	5	-2	Bulls	4	1	2	3	6	12	2
Straka	3	2	1	3	0	7	-2	Juneau	4	1	2	3	0	7	3
Kraft	1	1	0	1	0	4	1	Zednik	4	1	2	3	4	12	2
Hedberg	2	0	1	1	0	0	--	Dackell	4	0	2	2	2	2	2
Bergevin	4	0	1	1	2	5	2	Gilmour	4	0	2	2	0	1	1
Moran	4	0	1	1	2	8	E	Kilger	4	1	0	1	2	5	-1
Ference	1	0	0	0	0	0	E	Perreault	4	1	0	1	0	6	1
Laukkanen	1	0	0	0	0	1	E	Rivet	4	1	0	1	2	8	3
Melichar	1	0	0	0	0	1	E	Petrov	2	0	1	1	4	4	1
Sivek	1	0	0	0	0	1	1	Ribeiro	2	0	1	1	0	1	-1
Vujtek	1	0	0	0	0	1	-1	Dykhuis	4	0	1	1	6	0	1
Aubin	2	0	0	0	0	0	--	Blouin	1	0	0	0	0	0	E
Robitaille	2	0	0	0	0	0	E	Lindsay	1	0	0	0	0	0	E
Rozsival	2	0	0	0	6	2	-1	Czerkawski	2	0	0	0	2	6	-1
Daigle	3	0	0	0	2	4	-1	Hackett	2	0	0	0	0	0	--
Donovan	3	0	0	0	2	4	-1	Hainsey	2	0	0	0	0	3	2
McKenna	3	0	0	0	2	3	E	Theodore	2	0	0	0	0	0	--
Jonsson	4	0	0	0	6	3	-5	Quintal	3	0	0	0	4	2	-1
LaCouture	4	0	0	0	0	2	E	Traverse	3	0	0	0	2	5	E
Manderville	4	0	0	0	2	6	-1	McKay	4	0	0	0	4	3	E
Nieminen	4	0	0	0	4	3	E								
Primeau	4	0	0	0	2	8	-2								
Pushor	4	0	0	0	0	8	-4								
Bench	4	--	--	--	2	--	--								
<b>TOTALS</b>	<b>4</b>	<b>12</b>	<b>22</b>	<b>34</b>	<b>44</b>	<b>117</b>		<b>TOTALS</b>	<b>4</b>	<b>13</b>	<b>23</b>	<b>36</b>	<b>42</b>	<b>115</b>	



# NASHVILLE PREDATORS



DAVID LEGWAND

**All-Time NHL Record:**  
145-199-49-17  
**Stanley Cup Titles:**  
None  
**Founded:**  
1998  
**Location:**  
501 Broadway,  
Nashville, TN 37203  
**General Office Phone:**  
(615) 770-2300  
**Arena (Capacity):**  
Gaylord Entertainment Center  
(17,113)

**President/CEO:**  
Jack Diller  
**Executive VP/General Manager:**  
David Poile  
**Head Coach:**  
Barry Trotz  
**Coach's NHL Record (Seasons):**  
118-174-33 (4)  
**Assistant Coaches:**  
Brent Peterson, Peter Horachek  
**Website:**  
www.nashvillepredators.com

## PENGUINS vs. PREDATORS

**2002-03 Record:** 27-35-13-7; Fourth place, Central Division, 24th overall

**2003 Playoff Record:** Did not qualify

**2002-03 Top Scorer:** David Legwand (17-31-48)

**All-time Nashville scorer vs. Pittsburgh:**  
Greg Johnson (8gp, 3-4-7)

**All-time Pittsburgh scorer vs. Nashville:**  
Jaromir Jagr (6gp, 1-8-9)

**Longest Nashville win streak vs. Pittsburgh:**  
2, 2 times - Jan. 15, 2000-Oct. 6, 2000; Nov. 23, 2001-Feb. 27, 2003

**Longest Pittsburgh win streak vs. Nashville:**  
1, 2 times, last time - Oct. 7, 2000

**Longest Nashville undefeated streak vs. Pittsburgh:** 2, 2 times - Jan. 15, 2000-Oct. 6, 2000 (2-0-0); Nov. 23, 2001-Feb. 27, 2003 (2-0-0)

**Longest Pittsburgh undefeated streak vs. Nashville:** 3, Feb. 13, 1999-Nov. 13, 1999 (2-0-1)

**Last Nashville win at home:**  
Feb. 27, 2003 (6-0) (0-0-0 since last win)

**Last Pittsburgh win at home:**  
Nov. 13, 1999 (6-2) (0-0-1 since last win)

**Last Nashville win at Pittsburgh:** None

**Last Pittsburgh win at Nashville:**  
Feb. 13, 1999 (3-2 ot) (0-3-0 since last win)

**Most goals by Nashville vs. Pittsburgh:**  
6, Feb. 27, 2003 (N, 6-0)

**Most goals by Pittsburgh vs. Nashville:**  
6, Nov. 13, 1999 (P, 6-2)

**Most goals by both teams:**  
8, Nov. 13, 1999 (P, 6-2)

**Last Nashville shutout vs. Pittsburgh:**  
Feb. 27, 2003 (6-0) - Tomas Vukoun

**Last Pittsburgh shutout vs. Nashville:** None

**Last Nashville hat-trick vs. Pittsburgh:** None

**Last Pittsburgh hat-trick vs. Nashville:** None

**Last Pittsburgh trade with Nashville:**  
May 15, 2002 - Steve Parsons to Nashville for future considerations

**Overtime record vs. Pittsburgh:** 0-1-2

## YEAR BY YEAR

YEAR	PIT.	ROAD	TOTAL	GF/GA
1998-99	0-0-1	1-0-0	1-0-1	4-3
1999-00	1-0-0	0-1-0	1-1-0	8-6
*2000-01	0-1-0	1-0-0	1-1-0	4-4
2001-02	0-0-0	0-1-0	0-1-0	0-5
2002-03	0-0-1	0-1-0	0-1-1	2-8
<b>TOTALS</b>	<b>1-1-2</b>	<b>2-3-0</b>	<b>3-4-2</b>	<b>18-26</b>

\* = Games played in Japan

## 2003-04 SCHEDULE

Jan. 1 @ Nashville, 3:00pm  
Mar. 4 @ PITTSBURGH, 7:30pm



TM

# 2002-03 SEASON SERIES



2002-03	GP	W	L	T	OTL	PTS	GF	GA	PPG	SHG	PEN	PIM
PITTSBURGH	2	0	1	1	0	1	2	8	0	0	12	24
NASHVILLE	2	1	0	1	0	3	8	2	0	0	11	22

at Pittsburgh (0-0-1-0)  
at Nashville (0-1-0-0)

Feb. 27 Pittsburgh (Caron) 0  
Mar. 12 Nashville (Vokoun) 2

at NASHVILLE (Vokoun) 6  
at Pittsburgh (Hedberg) 2

WG - Orszagh  
TG - Holzinger

GOALS AND SHOTS BY PERIOD	1ST	2ND	3RD	OT	TOTAL
PITTSBURGH	0-16	0-13	2-20	0-5	2-54
NASHVILLE	3-27	1-16	4-24	0-1	8-68


GOALTENDERS	GP	MP	GF	GA	ENG	SO	GAA	SH	SV%	W-L-T
Hedberg	1	64:58	2	2	0	0	1.85	32	.938	0-0-1
Caron	1	59:52	0	6	0	0	6.01	36	.833	0-1-0
<b>PITTSBURGH TOTALS</b>	<b>2</b>	<b>125:00</b>	<b>2</b>	<b>8</b>	<b>0</b>	<b>0</b>	<b>3.84</b>	<b>68</b>	<b>.882</b>	<b>0-1-1</b>
Vokoun	2	124:50	8	2	0	1	0.96	54	.963	1-0-1
<b>NASHVILLE TOTALS</b>	<b>2</b>	<b>125:00</b>	<b>8</b>	<b>2</b>	<b>0</b>	<b>1</b>	<b>0.96</b>	<b>54</b>	<b>.963</b>	<b>1-0-1</b>

**POWER-PLAY GOALS:** PITTSBURGH (0 for 10)  
NASHVILLE (0 for 11)

PITTSBURGH	GP	G	A	PTS	PIM	SH	+/-	NASHVILLE	GP	G	A	PTS	PIM	SH	+/-
Fata	2	0	2	2	0	5	E	Johnson	2	3	2	5	0	7	6
Holzinger	1	1	0	1	4	3	1	Orszagh	2	1	2	3	0	6	4
Lefebvre	1	1	0	1	0	3	1	Yachmenev	2	0	3	3	0	3	5
Johansson	1	0	1	1	0	3	1	Houlder	2	1	1	2	0	1	4
Surovy	2	0	1	1	4	3	-2	Legwand	1	1	0	1	0	4	1
Abid	1	0	0	0	2	3	-2	Sim	1	1	0	1	0	1	2
Bergevin	1	0	0	0	0	0	-1	Hall	2	1	0	1	4	3	1
Caron	1	0	0	0	0	0	--	Murray	2	0	1	1	0	2	1
Donovan	1	0	0	0	0	0	E	Skrastins	2	0	1	1	0	2	-1
Focht	1	0	0	0	0	0	E	Timonen	2	0	1	1	2	5	3
Hedberg	1	0	0	0	0	0	--	Walker	2	0	1	1	0	4	1
Meloche	1	0	0	0	2	1	E	Wilm	2	0	1	1	2	2	E
Moran	1	0	0	0	0	0	E	York	2	0	1	1	4	7	3
Primeau	1	0	0	0	0	4	-1	Arhipov	1	0	0	0	0	3	-1
Robitaille	1	0	0	0	0	1	-2	Eaton	1	0	0	0	0	0	2
Samuelsson	1	0	0	0	0	0	-2	Pederson	1	0	0	0	2	0	-1
Heins	2	0	0	0	4	2	E	Petrov	1	0	0	0	0	2	E
Jonsson	2	0	0	0	2	0	E	Simpson	1	0	0	0	2	0	E
Lemieux	2	0	0	0	2	6	-4	Warriner	1	0	0	0	0	1	-2
Lintner	2	0	0	0	0	7	-5	Delmore	2	0	0	0	0	4	E
Manderville	2	0	0	0	0	1	E	Hartnell	2	0	0	0	2	7	1
McKenna	2	0	0	0	0	0	E	Hulse	2	0	0	0	2	4	1
Nieminen	2	0	0	0	0	1	-3	Vokoun	2	0	0	0	0	0	--
Pushor	2	0	0	0	4	0	-1	Bench	2	--	--	--	2	--	--
Straka	2	0	0	0	0	8	-5								
Tarnstrom	2	0	0	0	0	3	-5								
<b>TOTALS</b>	<b>2</b>	<b>2</b>	<b>4</b>	<b>6</b>	<b>24</b>	<b>54</b>		<b>TOTALS</b>	<b>2</b>	<b>8</b>	<b>14</b>	<b>22</b>	<b>22</b>	<b>68</b>	



# NEW JERSEY DEVILS



PATRIK ELIAS

**All-Time NHL Record:**  
891-1087-316-18  
**Stanley Cup Titles:**  
Three (1995, 2000, 2003)  
**Founded:**  
1974 (Kansas City), 1976  
(Colorado), 1982 (New Jersey)  
**Location:**  
50 Route 120 North,  
PO Box 504,  
East Rutherford, NJ 07073  
**General Office Phone:**  
(201) 935-6050

**Arena (Capacity):**  
Continental Airlines Arena (19,040)  
**CEO, President & General Manager:**  
Lou Lamoriello  
**Head Coach:**  
Pat Burns  
**Coach's NHL Record (Seasons):**  
458-340-139 (12)  
**Assistant Coaches:**  
John MacLean, Jacques Laperriere, Bob Carpenter  
**Website:**  
www.newjerseydevils.com

## PENGUINS vs. DEVILS

**2002-03 Record:** 46-20-10-6; First place, Atlantic Division, 4th overall  
**2003 Playoff Record:** Defeated Boston, 4-1, ECQF; Defeated Tampa Bay, 4-1, ECSF; Defeated Ottawa, 4-3, ECF; Defeated Anaheim, 4-3, Finals  
**2002-03 Top Scorer:** Patrik Elias (28-29-57)  
**All-time New Jersey scorer vs. Pittsburgh:**  
John MacLean (69gp, 32-27-59)  
**All-time Pittsburgh scorer vs. New Jersey:**  
Mario Lemieux (70gp, 46-86-132)  
**Longest New Jersey win streak vs. Pittsburgh:**  
5, 3 times, last time - Dec. 26, 2001-Dec.19, 2002  
**Longest Pittsburgh win streak vs. New Jersey:**  
5, Feb. 22, 1981-Mar. 21, 1982  
**Longest New Jersey undefeated streak vs. Pittsburgh:** 7, Dec. 23, 1987-Dec. 23, 1988 (5-0-2)  
**Longest Pittsburgh undefeated streak vs. NJ:**  
6, Feb. 22, 1981-Oct. 5, 1982 (5-0-1); Jan. 6, 1986-Oct. 18, 1986 (5-0-1)  
**Last New Jersey win at home:**  
Mar. 21, 2003 (3-1) (0-0-0 since last win)  
**Last Pittsburgh win at home:**  
Nov. 27, 2001 (6-0) (0-3-0-1 since last win)  
**Last New Jersey win at Pittsburgh:**  
Feb. 23, 2003 (4-3) (0-0-0 since last win)  
**Last Pittsburgh win at New Jersey:**  
Feb. 15, 2003 (4-1) (0-1-0 since last win)  
**Most goals by New Jersey vs. Pittsburgh:**  
9, Oct. 28, 2000 (NJ, 9-0)  
**Most goals by Pittsburgh vs. New Jersey:**  
9, Dec. 13, 1990 (P, 9-5)  
**Most goals by both teams:**  
14, Oct. 29, 1986 (NJ, 8-6); Dec. 31, 1988 (P, 8-6); Dec. 13, 1990 (P, 9-5)  
**Last New Jersey shutout vs. Pittsburgh:**  
Dec. 26, 2001 (4-0) - Martin Brodeur  
**Last Pittsburgh shutout vs. New Jersey:**  
Nov. 27, 2001 (6-0) - Johan Hedberg  
**Last New Jersey hat-trick vs. Pittsburgh:**  
Oct. 28, 2000 - John Madden (4), Randy McKay (4)  
**Last Pittsburgh hat-trick vs. New Jersey:**  
Nov. 13, 2001 - Alexei Kovalev  
**Last Pittsburgh trade with New Jersey:**  
Stephane Richer to New Jersey for future considerations  
**Overtime record vs. Pittsburgh:** 2-3-10

## YEAR BY YEAR

YEAR	PIT.	ROAD	TOTAL	GF/GA
1974-75	1-0-1	1-0-1	2-0-2	19-14
1975-76	2-0-0	0-1-1	2-1-1	18-10
1976-77	1-1-0	1-1-0	2-2-0	11-11
1977-78	1-1-0	1-0-1	2-1-1	14-13
1978-79	2-0-0	1-1-0	3-1-0	21-13
1979-80	2-0-0	0-2-0	2-2-0	10-15
1980-81	2-0-0	1-1-0	3-1-0	20-13
1981-82	2-0-0	1-0-0	3-0-0	17-5
1982-83	1-2-1	0-1-2	1-3-3	23-26
1983-84	2-1-0	2-2-0	4-3-0	28-27
1984-85	1-3-0	1-2-0	2-5-0	25-34
1985-86	2-1-0	2-1-1	4-2-1	28-22
1986-87	2-2-0	1-2-0	3-4-0	34-31
1987-88	0-3-0	1-3-0	1-6-0	21-38
1988-89	3-0-1	1-1-1	4-1-2	29-24
1989-90	1-2-0	1-2-1	2-4-1	22-29
1990-91	4-0-0	0-3-0	4-3-0	37-31
1991-92	1-2-0	1-3-0	2-5-0	20-31
1992-93	3-1-0	3-1-1	6-2-1	33-25
1993-94	1-0-1	0-2-0	1-2-1	10-17
1994-95	1-0-0	0-0-2	1-0-2	11-8
1995-96	1-1-0	1-0-1	2-1-1	11-9
1996-97	0-2-0	1-1-0	1-3-0	12-13
1997-98	1-1-0	1-1-0	2-2-0	8-10
1998-99	0-2-0	1-2-0	1-4-0	13-17
1999-00	1-2-0	1-1-0	2-3-0	14-15
2000-01	1-1-0	2-0-1	3-1-1	17-21
2001-02	1-2-0	1-1-0	2-3-0	15-11
2002-03	0-2-0	1-2-0	1-4-0	10-14
<b>TOTALS</b>	<b>40-32-4</b>	<b>28-37-13</b>	<b>68-69-17</b>	<b>551-547</b>

## 2003-04 SCHEDULE

Oct. 24 @ PITTSBURGH, 7:30pm  
Nov. 21 @ New Jersey, 7:30pm  
Dec. 27 @ PITTSBURGH, 7:30pm  
Jan. 7 @ New Jersey, 7:30pm  
Jan. 20 @ PITTSBURGH, 7:30pm  
Mar. 17 @ New Jersey, 7:30pm

# 2002-03 SEASON SERIES



2002-03	GP	W	L	T	OTL	PTS	GF	GA	PPG	SHG	PEN	PIM
PITTSBURGH	5	1	4	0	0	2	10	14	1	0	18	39
NEW JERSEY	5	4	1	0	0	8	14	10	1	0	13	29

at Pittsburgh (0-2-0-0)  
at New Jersey (1-2-0-0)

Dec. 6	Pittsburgh (Aubin) 1	at NEW JERSEY (Brodeur) 3	WG - White
Dec. 19	NEW JERSEY (Brodeur) 3	at Pittsburgh (Aubin) 1	WG - Tverdovsky
Feb. 15	PITTSBURGH (Caron) 4	at New Jersey (BRODEUR/Schwab) 1	WG - Surovy
Feb. 23	NEW JERSEY (Brodeur) 4	at Pittsburgh (Caron) 3	WG - Gomez
Mar. 21	Pittsburgh (Hedberg) 1	at NEW JERSEY (Schwab) 3	WG - McKenzie

GOALS AND SHOTS BY PERIOD	1ST	2ND	3RD	OT	TOTAL
PITTSBURGH	5-36	1-30	4-34	--	10-100
NEW JERSEY	4-56	6-73	4-53	--	14-182


GOALTENDERS	GP	MP	GF	GA	ENG	SO	GAA	SH	SV%	W-L-T
Caron	2	119:02	7	5	0	0	2.52	75	.933	1-1-0
Aubin	2	117:49	2	5	1	0	2.55	64	.922	0-2-0
Hedberg	1	59:05	1	3	0	0	3.05	42	.929	0-1-0
<b>PITTSBURGH TOTALS</b>	<b>5</b>	<b>300:00</b>	<b>10</b>	<b>14</b>	<b>1</b>	<b>0</b>	<b>2.80</b>	<b>182</b>	<b>.923</b>	<b>1-4-0</b>
Schwab	2	100:00	4	1	0	0	0.60	30	.967	1-0-0
Brodeur	4	200:00	10	9	0	0	2.70	70	.871	3-1-0
<b>NEW JERSEY TOTALS</b>	<b>5</b>	<b>300:00</b>	<b>14</b>	<b>10</b>	<b>0</b>	<b>0</b>	<b>2.00</b>	<b>100</b>	<b>.900</b>	<b>4-1-0</b>

**POWER-PLAY GOALS:** PITTSBURGH (1 for 10) - Lemieux  
NEW JERSEY (1 for 16) - Rafalski

PITTSBURGH	GP	G	A	PTS	PIM	SH	+/-	NEW JERSEY	GP	G	A	PTS	PIM	SH	+/-
Lemieux	5	2	3	5	0	11	-2	Nieuwendyk	5	2	3	5	0	17	4
Fata	3	2	1	3	0	5	3	Friesen	5	1	4	5	8	12	1
Straka	4	2	1	3	0	12	1	Gomez	5	1	3	4	0	14	2
Surovy	3	1	2	3	2	5	2	Rafalski	5	1	2	3	0	12	1
Nieminen	4	1	1	2	0	3	-2	Tverdovsky	3	2	0	2	0	4	3
Robitaille	4	0	2	2	0	5	1	Rheaume	1	1	1	2	0	2	1
Kraft	1	1	0	1	0	3	E	Stevenson	4	1	1	2	0	6	7
Samuelsson	3	1	0	1	4	7	E	Elias	5	1	1	2	0	12	1
Bouchard	1	0	1	1	0	0	1	Gionta	5	1	1	2	0	12	2
Johansson	1	0	1	1	0	1	E	Madden	5	1	1	2	0	18	-3
Laukkanen	1	0	1	1	0	1	1	Niedermayer	5	0	2	2	4	10	1
Lintner	1	0	1	1	2	1	E	McKenzie	4	1	0	1	5	4	2
Tarnstrom	2	0	1	1	2	2	-1	White	4	1	0	1	2	7	3
Hrdina	3	0	1	1	0	2	-3	Albelin	3	0	1	1	0	1	1
Moran	4	0	1	1	4	4	-3	Langenbrunner	5	0	1	1	4	11	-1
Primeau	4	0	1	1	2	4	-1	Stevens	5	0	1	1	0	8	E
Daigle	1	0	0	0	0	1	E	Smehtik	1	0	0	0	0	3	E
Focht	1	0	0	0	0	2	-1	Brylin	2	0	0	0	0	1	1
Hedberg	1	0	0	0	0	0	--	Daneyko	2	0	0	0	0	3	-1
Holzinger	1	0	0	0	2	4	-1	Giroux	2	0	0	0	0	5	E
Lefebvre	1	0	0	0	0	1	-1	Rupp	2	0	0	0	0	3	-1
Meloche	1	0	0	0	0	2	-1	Schwab	2	0	0	0	0	0	--
Morozov	1	0	0	0	0	1	-2	Berglund	3	0	0	0	0	3	2
Orplik	1	0	0	0	2	0	-1	Bicek	4	0	0	0	0	9	-3
Aubin	2	0	0	0	0	0	--	Brodeur	4	0	0	0	0	0	--
Caron	2	0	0	0	2	0	--	Pandolfo	5	0	0	0	4	5	-3
Donovan	2	0	0	0	2	1	E	Bench	5	--	--	--	2	--	--
Ference	2	0	0	0	0	0	-2								
Kovalev	2	0	0	0	0	3	-1								
LaCouture	2	0	0	0	0	2	-1								
Heins	3	0	0	0	2	3	E								
Rozsival	3	0	0	0	0	3	3								
Sivek	3	0	0	0	2	1	-2								
Bergevin	4	0	0	0	0	1	3								
Jonsson	4	0	0	0	2	0	-1								
Pushor	4	0	0	0	2	0	-4								
Manderville	5	0	0	0	2	6	-3								
McKenna	5	0	0	0	5	3	-3								
<b>TOTALS</b>	<b>5</b>	<b>10</b>	<b>18</b>	<b>28</b>	<b>39</b>	<b>100</b>		<b>TOTALS</b>	<b>5</b>	<b>14</b>	<b>22</b>	<b>36</b>	<b>29</b>	<b>182</b>	



# NEW YORK ISLANDERS



ALEXEI YASHIN

### All-Time NHL Record:

1074-1048-336-10

### Stanley Cup Titles:

Four (1980, 1981, 1982, 1983)

### Founded:

1972

### Location:

Nassau Coliseum,  
Uniondale, NY 11553

### General Office Phone:

(516) 832-4200

### Arena (Capacity):

Nassau Veterans Memorial  
Coliseum (16,297)

### General Manager:

Mike Milbury

### Head Coach:

Steve Stirling

### Coach's NHL Record (Seasons):

First Season

### Assistant Coaches:

Curt Fraser, Jeff Jackson

### Website:

[www.newyorkislanders.com](http://www.newyorkislanders.com)

## PENGUINS vs. ISLANDERS

**2002-03 Record:** 35-34-11-2; Fourth place, Atlantic Division, 16th overall

**2003 Playoff Record:** Lost to Ottawa, 4-1, ECQF

**2002-03 Top Scorer:** Alexei Yashin (26-39-65)

### All-time Islanders scorer vs. Pittsburgh:

Bryan Trottier (82gp, 47-58-105)

### All-time Pittsburgh scorer vs. Islanders:

Mario Lemieux (68gp, 50-76-126)

### Longest Islanders win streak vs. Pittsburgh:

6, Dec. 20, 1983-Nov. 10, 1984

### Longest Pittsburgh win streak vs. Islanders:

4, Dec. 3, 1988-Jan. 10, 1989; Mar. 12, 1992-Dec. 1, 1992

### Longest Islanders undefeated streak vs. Pittsburgh:

9, Feb. 1, 1986-Mar. 10, 1987 (7-0-2)

### Longest Pittsburgh undefeated streak vs. Islanders:

9, Oct. 17, 1972-Mar. 20, 1974 (6-0-3)

### Last Islanders win at home:

Jan. 28, 2003 (5-2) (0-0-0 since last win)

### Last Pittsburgh win at home:

Jan. 4, 2003 (3-2 ot) (0-0-0 since last win)

### Last Islanders win at Pittsburgh:

Dec. 7, 2002 (6-3) (0-0-0-1 since last win)

### Last Pittsburgh win at Islanders:

Mar. 4, 2002 (4-2) (0-2-0 since last win)

### Most goals by Islanders vs. Pittsburgh:

11, Dec. 20, 1983 (NY, 11-3)

### Most goals by Pittsburgh vs. Islanders:

9, Dec. 13, 1972 (P, 9-1); Dec. 30, 1999 (P, 9-3)

### Most goals by both teams:

15, Feb. 6, 1990 (NY, 8-7)

### Last Islanders shutout vs. Pittsburgh:

Jan. 9, 1986 (9-0) - Kelly Hruby

### Last Pittsburgh shutout vs. Islanders:

Dec. 21, 1999 (4-0) - Peter Skudra

### Last Islanders hat-trick vs. Pittsburgh:

Apr. 17, 1999 - Zigmund Palffy

### Last Pittsburgh hat-trick vs. Islanders:

Nov. 14, 2001 - Alexei Kovalev

### Last Pittsburgh trade with Islanders:

March 9, 2003 - Randy Robitaille to New York for a fifth round choice in the 2003 Entry Draft

### Overtime record vs. Pittsburgh:

3-4-8

## YEAR BY YEAR

YEAR	PIT.	ROAD	TOTAL	GF/GA
1972-73	2-0-1	2-0-0	4-0-1	22-4
1973-74	0-0-2	2-1-0	2-1-2	9-8
1974-75	2-0-0	0-2-0	2-2-0	15-10
1975-76	1-1-0	0-1-1	1-2-1	15-21
1976-77	1-1-0	1-1-0	2-2-0	11-13
1977-78	1-0-1	0-2-0	1-2-1	14-15
1978-79	0-1-1	0-0-2	0-1-3	11-13
1979-80	0-0-2	1-0-1	1-0-3	10-9
1980-81	2-0-0	0-1-1	2-1-1	19-16
1981-82	2-2-0	0-4-0	2-6-0	22-40
1982-83	1-2-0	1-3-0	2-5-0	13-29
1983-84	0-4-0	1-2-0	1-6-0	26-38
1984-85	2-1-0	0-4-0	2-5-0	20-30
1985-86	1-2-1	0-3-0	1-5-1	21-38
1986-87	0-2-1	0-3-1	0-5-2	19-29
1987-88	2-1-1	2-1-0	4-2-1	32-28
1988-89	3-0-0	1-2-1	4-2-1	32-26
1989-90	3-1-0	0-2-1	3-3-1	32-35
1990-91	2-1-0	3-1-0	5-2-0	33-23
1991-92	2-1-1	3-0-0	5-1-1	39-31
1992-93	2-2-0	2-1-0	4-3-0	26-21
1993-94	0-2-0	2-0-0	2-2-0	11-14
1994-95	2-0-0	1-1-0	3-1-0	16-10
1995-96	1-1-0	2-0-0	3-1-0	19-16
1996-97	1-1-0	1-1-0	2-2-0	12-14
1997-98	1-1-0	1-1-0	2-2-0	14-11
1998-99	1-2-0	1-1-0	2-3-0	12-20
1999-00	2-0-0	2-1-0	4-1-0	26-12
2000-01	2-1-0	0-2-0	2-3-0	17-17
2001-02	0-1-1	2-1-0	2-2-1	17-19
2002-03	1-2-0	0-2-0	1-4-0	13-22
<b>TOTALS</b>	<b>40-33-12</b>	<b>31-44-8</b>	<b>71-77-20</b>	<b>598-632</b>

## 2002-03 SCHEDULE

Oct. 25 @ New York, 7:00pm  
 Oct. 29 @ PITTSBURGH, 7:30pm  
 Dec. 31 @ PITTSBURGH, 2:00pm  
 Feb. 18 @ New York, 7:00pm  
 Feb. 29 @ New York, 4:00pm  
 Mar. 2 @ PITTSBURGH, 7:30pm



# 2002-03 SEASON SERIES



2002-03	GP	W	L	T	OTL	PTS	GF	GA	PPG	SHG	PEN	PIM
PITTSBURGH	5	1	4	0	0	2	13	22	4	0	23	60
NY ISLANDERS	5	4	0	0	1	9	22	13	4	0	22	50

at Pittsburgh (1-2-0-0)

at NY Islanders (0-2-0-0)

Nov. 16	NY ISLANDERS (Osgood) 3	at Pittsburgh (Hedberg) 2	WG - Wiemer
Dec. 7	NY ISLANDERS (Snow) 6	at Pittsburgh (Hedberg) 3	WG - Parrish
Jan. 4	NY Islanders (Snow/Osgood) 2	at PITTSBURGH (Hedberg) 3	WG - Straka*
Jan. 7	Pittsburgh (Aubin) 3	at NY ISLANDERS (Osgood) 6	WG - Parrish
Jan. 28	Pittsburgh (Caron) 2	at NY ISLANDERS (DIPIETRO) 5	WG - Yashin

\* Straka scored at 0:42 of overtime

GOALS AND SHOTS BY PERIOD	1ST	2ND	3RD	OT	TOTAL
PITTSBURGH	5-45	3-50	4-44	1-1	13-140
NY ISLANDERS	5-53	10-49	7-49	0-0	22-151


GOALTENDERS	GP	MP	GF	GA	ENG	SO	GAA	SH	SV%	W-L-T
Hedberg	3	179:40	8	11	0	0	3.67	81	.864	1-2-0
Caron	1	59:59	2	5	0	0	5.00	29	.828	0-1-0
Aubin	1	60:00	3	6	0	0	6.00	41	.854	0-1-0
<b>PITTSBURGH TOTALS</b>	<b>5</b>	<b>300:42</b>	<b>13</b>	<b>22</b>	<b>0</b>	<b>0</b>	<b>4.39</b>	<b>151</b>	<b>.854</b>	<b>1-4-0</b>
DiPietro	1	60:00	5	2	0	0	2.00	26	.923	1-0-0
Snow	2	100:38	8	4	0	0	2.38	38	.895	1-1-0
Osgood	3	140:00	9	7	0	0	3.00	76	.908	2-0-0
<b>NY ISLANDERS TOTALS</b>	<b>5</b>	<b>300:42</b>	<b>22</b>	<b>13</b>	<b>0</b>	<b>0</b>	<b>2.59</b>	<b>140</b>	<b>.907</b>	<b>4-1-0</b>

**POWER-PLAY GOALS:** PITTSBURGH (4 for 20) - Lemieux (2), Kovalev, McKenna  
 NY ISLANDERS (4 for 20) - Yashin, Isbister, Parrish, Aucoin

PITTSBURGH	GP	G	A	PTS	PIM	SH	+/-	NY ISLANDERS	GP	G	A	PTS	PIM	SH	+/-
Straka	5	2	5	7	0	10	-1	Blake	5	3	5	8	2	19	6
Kovalev	4	1	4	5	2	13	1	Scatchard	5	3	3	6	2	7	7
Lemieux	4	4	0	4	2	16	1	Kvasha	5	3	2	5	0	10	3
Robitaille	4	1	2	3	0	10	1	Peca	5	2	3	5	2	6	E
Tarnstrom	3	0	3	3	2	8	E	Asham	5	1	4	5	2	4	4
McKenna	5	2	0	2	7	5	-1	Yashin	5	1	4	5	2	12	1
Laukkanen	1	0	2	2	0	1	-1	Hamrik	5	0	5	5	10	15	7
Morozov	2	0	2	2	2	4	1	Isbister	3	1	3	4	0	6	3
H. Jonsson	3	1	0	1	0	3	-2	Timander	5	1	3	4	4	6	6
Sivek	4	1	0	1	0	5	-2	Parrish	5	3	0	3	0	11	E
Nieminen	5	1	0	1	4	9	-1	Wiemer	5	2	1	3	7	8	5
Ference	3	0	1	1	0	2	-3	Aucoin	4	1	2	3	0	7	-1
Hrdina	4	0	1	1	6	6	1	Hunter	2	0	2	2	0	4	1
Rozsival	4	0	1	1	2	2	-1	K. Jonsson	5	0	2	2	0	10	E
Bergevin	5	0	1	1	10	1	-2	Bates	4	1	0	1	2	6	E
Aubin	1	0	0	0	2	0	--	Torres	1	0	1	1	0	0	1
Beech	1	0	0	0	0	1	-2	Butenschon	2	0	1	1	0	0	1
Caron	1	0	0	0	0	0	--	Martinek	4	0	1	1	6	6	3
Koltsov	1	0	0	0	0	3	-1	LaPointe	5	0	1	1	0	4	-1
Melichar	1	0	0	0	0	2	E	DiPietro	1	0	0	0	0	0	--
Daigle	2	0	0	0	0	4	-3	Godard	1	0	0	0	0	0	E
Donovan	3	0	0	0	2	5	-2	Snow	2	0	0	0	0	0	--
Hedberg	3	0	0	0	4	0	--	Webb	2	0	0	0	0	1	-1
Kraft	3	0	0	0	0	11	-5	Osgood	3	0	0	0	4	0	--
LaCouture	3	0	0	0	0	0	-1	Weinhandl	3	0	0	0	0	6	-1
Manderville	5	0	0	0	0	3	-6	Cairns	4	0	0	0	5	3	2
Moran	5	0	0	0	0	9	-7	Bench	5	--	--	--	2	--	--
Primeau	5	0	0	0	0	4	-4								
Pushor	5	0	0	0	11	3	-4								
Bench	5	--	--	--	4	--	--								
<b>TOTALS</b>	<b>5</b>	<b>13</b>	<b>22</b>	<b>35</b>	<b>60</b>	<b>140</b>		<b>TOTALS</b>	<b>5</b>	<b>22</b>	<b>43</b>	<b>65</b>	<b>50</b>	<b>151</b>	



# NEW YORK RANGERS



ALEX KOVALEV

### All-Time NHL Record:

2204-2221-801-12  
Stanley Cup Titles:  
Four (1928, 1933, 1940, 1994)

Founded:  
1926

Location:  
Two Penn Plaza, 14th Floor,  
New York, NY 10121

General Office Phone:  
(212) 465-6486

Arena (Capacity):  
Madison Square Garden (18,200)

### President & General Manager:

Glen Sather

### Head Coach:

Glen Sather

### Coach's NHL Record (Seasons):

475-281-114 (12)

### Assistant Coaches:

Ted Green, Tom Renney, Terry  
O'Reilly

### Website:

[www.newyorkrangers.com](http://www.newyorkrangers.com)

## PENGUINS vs. RANGERS

2002-03 Record: 32-36-10-4; Fourth place,  
Atlantic Division, 19th overall

2003 Playoff Record: Did not qualify

2002-03 Top Scorer: Alex Kovalev (37-40-77)

All-time Rangers scorer vs. Pittsburgh:

Brian Leetch (69gp, 23-62-85)

All-time Pittsburgh scorer vs. Rangers:

Mario Lemieux (67gp, 60-71-131)

Longest Rangers win streak vs. Pittsburgh:

5, Nov. 18, 1973-Nov. 24, 1974

Longest Pittsburgh win streak vs. Rangers:

6, Mar. 11, 2000-Mar. 2, 2001

Longest Rangers undefeated streak vs.

Pittsburgh: 12, Jan. 7, 1970-Oct. 30, 1971 (8-0-4)

Longest Pittsburgh undefeated streak vs.

Rangers: 9, Mar. 11-2000-Jan. 5, 2002 (8-0-1)

Last Rangers win at home:

Feb. 14, 2003 (1-0) (0-1-0 since last win)

Last Pittsburgh win at home:

Oct. 12, 2002 (6-0) (0-1-0 since last win)

Last Rangers win at Pittsburgh:

Jan. 11, 2003 (3-1) (0-0-0 since last win)

Last Pittsburgh win at Rangers:

Mar. 26, 2003 (3-1) (0-0-0 since last win)

Most goals by Rangers vs. Pittsburgh:

11, Nov. 25, 1992 (NY, 11-3)

Most goals by Pittsburgh vs. Rangers:

10, Apr. 9, 1993 (P, 10-4)

Most goals by both teams:

14, Mar. 2, 1975 (NY, 8-6); Nov. 25, 1992 (NY, 11-3);

Apr. 9, 1993 (P, 10-4); Oct. 14, 2000 (P, 8-6)

Last Rangers shutout vs. Pittsburgh:

Feb. 14, 2003 (1-0) - Mike Dunham

Last Pittsburgh shutout vs. Rangers:

Oct. 12, 2002 (6-0) - Jean-Sebastien Aubin

Last Rangers hat-trick vs. Pittsburgh:

Oct. 16, 1996 - Alexei Kovalev

Last Pittsburgh hat-trick vs. Rangers:

Jan. 5, 2002 - Alexei Kovalev

Last Pittsburgh trade with Rangers:

Feb. 10, 2003 - Alex Kovalev, Dan LaCouture,

Janne Laukkanen and Mike Wilson to New

York for Rico Fata, Mikael Samuelsson,

Richard Lintner and Joel Bouchard

Overtime record vs. Pittsburgh: 3-10-12

## YEAR BY YEAR

YEAR	PIT.	ROAD	TOTAL	GF/GA
1967-68	0-1-1	0-2-0	0-3-1	7-15
1968-69	1-2-0	0-3-0	1-5-0	16-27
1969-70	0-3-0	1-1-1	1-4-1	7-18
1970-71	0-3-0	0-2-1	0-5-1	7-24
1971-72	1-1-1	0-2-1	1-3-2	12-22
1972-73	1-1-0	1-2-0	2-3-0	16-24
1973-74	0-3-0	1-1-0	1-4-0	12-25
1974-75	1-1-0	1-1-0	2-2-0	22-20
1975-76	2-0-0	1-1-0	3-1-0	23-12
1976-77	0-1-1	2-0-0	2-1-1	12-8
1977-78	1-0-1	1-0-1	2-0-2	16-12
1978-79	1-1-0	1-1-0	2-2-0	15-7
1979-80	1-1-0	1-1-0	2-2-0	15-14
1980-81	1-1-0	1-0-1	2-1-1	17-14
1981-82	1-2-1	2-2-0	3-4-1	32-35
1982-83	1-2-1	0-3-0	1-5-1	19-34
1983-84	1-2-0	1-3-0	2-5-0	25-35
1984-85	2-2-0	1-2-0	3-4-0	29-34
1985-86	1-1-1	3-1-0	4-2-1	28-24
1986-87	1-2-1	1-1-1	2-3-2	23-26
1987-88	2-0-1	1-2-1	3-2-2	29-27
1988-89	2-1-1	1-2-0	3-3-1	32-32
1989-90	2-0-1	3-1-0	5-1-1	34-23
1990-91	2-2-0	2-1-0	4-3-0	32-28
1991-92	1-2-0	1-3-0	2-5-0	25-32
1992-93	2-1-0	3-1-0	5-2-0	31-24
1993-94	2-0-0	0-2-0	2-2-0	19-18
1994-95	2-0-0	1-0-0	3-0-0	13-10
1995-96	1-1-0	1-1-0	2-2-0	15-13
1996-97	0-2-0	0-2-0	0-4-0	8-26
1997-98	1-0-1	1-1-0	2-1-1	8-8
1998-99	0-0-2	1-1-1	1-1-3	10-14
1999-00	2-1-0	1-1-0	3-2-0	19-15
2000-01	2-0-0	2-0-1	4-0-1	28-19
2001-02	3-0-0	0-2-0	3-2-0	13-10
2002-03	1-1-0	2-1-0	3-2-0	16-6
TOTALS	42-41-14	39-50-9	81-91-23	685-735

## 2003-04 SCHEDULE

Nov. 12 @ New York, 7:00pm  
 Nov. 28 @ PITTSBURGH, 7:30pm  
 Jan. 3 @ PITTSBURGH, 1:00pm  
 March 7 @ New York, 5:00pm  
 March 21 @ PITTSBURGH, 3:00pm  
 March 23 @ New York, 7:30pm

# 2002-03 SEASON SERIES



2002-03	GP	W	L	T	OTL	PTS	GF	GA	PPG	SHG	PEN	PIM
PITTSBURGH	5	3	2	0	0	6	16	6	5	0	31	71
NY RANGERS	5	2	3	0	0	4	6	16	2	0	30	67

at Pittsburgh (1-1-0-0)  
at NY Rangers (2-1-0-0)

Oct. 12	NY Rangers (Richter) 0	at PITTSBURGH (Aubin) 6	WG - Morozov
Dec. 26	PITTSBURGH (HEDBERG/Aubin) 6	at NY Rangers (DUNHAM/Blackburn) 1	WG - Hrdlina
Jan. 11	NY RANGERS (Dunham) 3	at Pittsburgh (AUBIN/Caron) 1	WG -Nedved
Feb. 14	Pittsburgh (Hedberg) 0	at NY RANGERS (Dunham) 1	WG - Kovalev
Mar. 26	PITTSBURGH (Caron) 3	at NY Rangers (Blackburn) 1	WG -Surovy

GOALS AND SHOTS BY PERIOD	1ST	2ND	3RD	OT	TOTAL
PITTSBURGH	9-47	3-41	4-39	--	16-127
NY RANGERS	4-49	0-47	2-46	--	6-142

GOALTENDERS	GP	MP	GF	GA	ENG	SO	GAA	SH	SV%	W-L-T
Caron	2	98:22	4	1	0	0	0.61	52	.981	1-0-0
Hedberg	2	96:53	5	2	0	0	1.24	37	.946	1-1-0
Aubin	3	101:46	7	3	0	1	1.77	53	.943	1-1-0
<b>PITTSBURGH TOTALS</b>	<b>5</b>	<b>300:00</b>	<b>16</b>	<b>6</b>	<b>0</b>	<b>1</b>	<b>1.20</b>	<b>142</b>	<b>.958</b>	<b>3-2-0</b>
Dunham	3	153:11	5	6	0	0	2.35	69	.913	2-1-0
Blackburn	2	85:36	1	4	0	0	2.80	30	.867	0-1-0
Richter	1	59:47	0	6	0	0	6.02	28	.786	0-1-0
<b>NY RANGERS TOTALS</b>	<b>5</b>	<b>300:00</b>	<b>6</b>	<b>16</b>	<b>0</b>	<b>0</b>	<b>3.20</b>	<b>127</b>	<b>.874</b>	<b>2-3-0</b>

**POWER-PLAY GOALS:** PITTSBURGH (5 for 22) - Lemieux, Straka, Hrdlina, Surovy, McKenna  
NY RANGERS (2 for 24) - Kovalev, Messier

PITTSBURGH	GP	G	A	PTS	PIM	SH	+/-	NY RANGERS	GP	G	A	PTS	PIM	SH	+/-
Lemieux	3	3	3	6	0	10	5	Nedved	5	2	0	2	2	16	-1
Kovalev	3	0	5	5	4	5	2	Leetch	3	1	1	2	0	6	E
Morozov	1	2	2	4	2	4	3	Malakhov	4	0	2	2	2	7	-3
Straka	3	2	2	4	2	8	2	Kovalev	2	1	0	1	2	6	-1
Hrdlina	3	1	2	3	0	3	3	Barnaby	5	1	0	1	11	10	1
Tarnstrom	4	1	2	3	4	8	5	Messier	5	1	0	1	0	6	-1
Sivek	2	1	1	2	0	2	E	LaCouture	2	0	1	1	0	2	1
Rozsival	5	1	1	2	8	5	2	Donato	3	0	1	1	0	3	1
Holzinger	1	0	2	2	0	1	-1	Lindros	4	0	1	1	6	8	E
Meloche	1	1	0	1	0	3	1	Holik	5	0	1	1	4	18	-3
Surovy	2	1	0	1	0	1	1	Kasparaitis	5	0	1	1	6	8	-5
Robitaille	3	1	0	1	0	3	2	Lundmark	5	0	1	1	0	3	-3
Primeau	4	1	0	1	2	9	-1	Poti	5	0	1	1	4	6	-2
McKenna	5	1	0	1	11	9	2	Carter	1	0	0	0	0	0	E
Daigle	1	0	1	1	0	2	1	Fata	1	0	0	0	0	1	E
Focht	1	0	1	1	0	0	E	S. Lefebvre	1	0	0	0	0	1	-3
Jonsson	3	0	1	1	0	4	1	Murray	1	0	0	0	2	0	-2
Kraft	3	0	1	1	0	4	1	Oliwa	1	0	0	0	9	1	E
Moran	4	0	1	1	8	4	5	Richter	1	0	0	0	0	0	--
Nieminen	5	0	1	1	0	5	-1	Tibbetts	1	0	0	0	0	1	E
Bouchard	1	0	0	0	0	2	E	Tripp	1	0	0	0	0	3	E
Ference	1	0	0	0	7	2	E	Ward	1	0	0	0	0	1	-2
Johansson	1	0	0	0	0	0	E	Blackburn	2	0	0	0	0	0	--
Kostopoulos	1	0	0	0	0	1	E	Bouchard	2	0	0	0	0	3	E
G.Lefebvre	1	0	0	0	0	1	E	Cross	2	0	0	0	2	1	E
Lintner	1	0	0	0	0	1	E	Karpa	2	0	0	0	0	2	E
Melichar	1	0	0	0	0	0	E	Lintner	2	0	0	0	0	0	-3
Caron	2	0	0	0	0	0	--	Purinton	2	0	0	0	0	1	E
Fata	2	0	0	0	0	3	E	Dunham	3	0	0	0	0	0	--
Hedberg	2	0	0	0	2	0	--	Mironov	3	0	0	0	4	5	1
Heins	2	0	0	0	2	3	E	Samuelsson	3	0	0	0	0	8	-3
LaCouture	2	0	0	0	9	3	E	Dvorak	4	0	0	0	0	5	-1
Samuelsson	2	0	0	0	0	5	-1	Petrovicky	4	0	0	0	7	4	-3
Aubin	3	0	0	0	0	0	--	McCarthy	5	0	0	0	4	6	-2
Bergevin	4	0	0	0	2	2	1	Bench	5	--	--	--	2	--	--
Donovan	4	0	0	0	0	3	E								
Manderville	5	0	0	0	2	7	1								
Pushor	5	0	0	0	2	4	E								
Bench	5	--	--	--	4	--	--								
<b>TOTALS</b>	<b>5</b>	<b>16</b>	<b>26</b>	<b>42</b>	<b>71</b>	<b>127</b>		<b>TOTALS</b>	<b>5</b>	<b>6</b>	<b>10</b>	<b>16</b>	<b>67</b>	<b>142</b>	



# OTTAWA SENATORS



MARIAN HOSSA

**All-Time NHL Record:**  
340-413-105-14

**Stanley Cup Titles:**  
None

**Founded:**  
1990

**Location:**  
1000 Palladium Drive,  
Kanata, ON K2V 1A5

**General Office Phone:**  
(613) 599-0250

**Arena (Capacity):**  
Corel Centre (18,500)

**President & CEO:**  
Roy Makar

**General Manager:**  
John Muckler

**Head Coach:**  
Jacques Martin

**Coach's NHL Record (Seasons):**  
365-298-109 (10)

**Assistant Coaches:**  
Perry Pearn, Don Jackson

**Website:**  
www.otfawasenators.com

## PENGUINS vs. SENATORS

**2002-03 Record:** 52-21-8-1; First place, Northeast Division, 1st overall

**2003 Playoff Record:** Defeated NY Islanders, 4-1, ECQF; Defeated Philadelphia, 4-2, ECSF; Lost to New Jersey, 4-3, ECF

**2002-03 Top Scorer:**  
Marian Hossa (45-35-80)

**All-time Ottawa scorer vs. Pittsburgh:**  
Daniel Alfredsson (32gp, 9-16-25)

**All-time Pittsburgh scorer vs. Ottawa:**  
Jaromir Jagr (36gp, 29-28-57)

**Longest Ottawa win streak vs. Pittsburgh:**  
3, Feb. 12, 2003-Mar. 9, 2003 (Current)

**Longest Pittsburgh win streak vs. Ottawa:**  
14, Jan. 3, 1994-Apr. 11, 1996

**Longest Ottawa undefeated streak vs. Pittsburgh:** 4, Jan. 20, 1998-Apr. 9, 1998 (1-0-3); Feb. 28, 2000-Oct. 25, 2000 (2-0-2)

**Longest Pittsburgh undefeated streak vs. Ottawa:** 16, Nov. 27, 1994-Apr. 11, 1996 (15-0-1)

**Last Ottawa win at home:**  
Mar. 9, 2003 (4-2) (0-0-0 since last win)

**Last Pittsburgh win at home:**  
Oct. 16, 2001 (5-2) (0-3-0 since last win)

**Last Ottawa win at Pittsburgh:**  
Mar. 8, 2003 (5-1) (0-0-0 since last win)

**Last Pittsburgh win at Ottawa:**  
Oct. 30, 2002 (4-1) (0-1-0 since last win)

**Most goals by Ottawa vs. Pittsburgh:**  
7, Mar. 9, 2000 (O, 7-0)

**Most goals by Pittsburgh vs. Ottawa:**  
7, Oct. 27, 1992 (P, 7-2); Nov. 8, 1995 (P, 7-1); Nov. 28, 1995 (P, 7-2); Nov. 2, 1996 (P, 7-3)

**Most goals by both teams:**  
10, Mar. 30, 1993 (P, 6-4); Nov. 2, 1996 (P, 7-3); Mar. 30, 1999 (O, 6-4)

**Last Ottawa shutout vs. Pittsburgh:**  
Feb. 12, 2003 (3-0) - Patrick Lalime

**Last Pittsburgh shutout vs. Ottawa:**  
Nov. 26, 1999 (5-0) - Tom Barrasso

**Last Ottawa hat-trick vs. Pittsburgh:**  
Mar. 30, 1999 - Sami Salo

**Last Pittsburgh hat-trick vs. Ottawa:**  
Oct. 16, 2001 - Toby Petersen

**Last Pittsburgh trade with Ottawa:**  
Mar. 14, 2000 - Janne Laukkanen and Ron Tugnutt to Pittsburgh for Tom Barrasso

**Overtime record vs. Pittsburgh:** 0-1-8

## YEAR BY YEAR

YEAR	PIT.	ROAD	TOTAL	GF/GA
1992-93	2-0-0	1-1-0	3-1-0	20-9
1993-94	2-0-1	2-0-0	4-0-1	19-6
1994-95	2-0-0	2-0-0	4-0-0	18-12
1995-96	3-0-0	3-0-0	6-0-0	32-11
1996-97	3-0-0	1-1-1	4-1-1	24-15
1997-98	0-0-2	1-1-1	1-1-3	6-7
1998-99	1-1-0	1-0-1	2-1-1	13-12
1999-00	1-0-1	0-2-0	1-2-1	7-10
2000-01	1-1-0	1-0-1	2-1-1	14-11
2001-02	1-1-0	1-1-0	2-2-0	11-12
2002-03	0-2-0	1-1-0	1-3-0	7-13
<b>TOTALS</b>	<b>16-5-4</b>	<b>14-7-4</b>	<b>30-12-8</b>	<b>171-118</b>

## 2003-04 SCHEDULE

Nov. 22 @ PITTSBURGH, 7:30pm  
 Dec. 26 @ Ottawa, 7:30pm  
 Jan. 22 @ Ottawa, 7:30pm  
 Feb. 22 @ PITTSBURGH, 3:00pm



TM

# 2002-03 SEASON SERIES



2002-03	GP	W	L	T	OTL	PTS	GF	GA	PPG	SHG	PEN	PIM
PITTSBURGH	4	1	3	0	0	2	7	13	4	0	16	35
OTTAWA	4	3	1	0	0	6	13	7	3	0	20	43

at Pittsburgh (0-2-0-0)  
at Ottawa (1-1-0-0)

Oct. 30	PITTSBURGH (Hedberg) 4	at Ottawa (Lalime) 1	WG - Hrdina
Feb. 12	OTTAWA (Lalime) 3	at Pittsburgh (Hedberg) 0	WG - Dahlman
Mar. 8	OTTAWA (Lalime) 5	at Pittsburgh (Hedberg) 1	WG - Arvedson
Mar. 9	Pittsburgh (Caron) 2	at OTTAWA (Prusek) 4	WG-Chara

GOALS AND SHOTS BY PERIOD	1ST	2ND	3RD	OT	TOTAL
PITTSBURGH	1-24	3-40	3-31	--	7-95
OTTAWA	3-42	4-28	6-33	--	13-103


GOALTENDERS	GP	MP	GF	GA	ENG	SO	GAA	SH	SV%	W-L-T
Hedberg	3	180:00	5	9	0	0	3.00	78	.885	1-2-0
Caron	1	59:48	2	4	0	0	4.01	25	.840	0-1-0
<b>PITTSBURGH TOTALS</b>	<b>4</b>	<b>240:00</b>	<b>7</b>	<b>13</b>	<b>0</b>	<b>0</b>	<b>3.25</b>	<b>103</b>	<b>.874</b>	<b>1-3-0</b>
Lalime	3	180:00	9	5	0	1	1.67	74	.932	2-1-0
Prusek	1	60:00	4	2	0	0	2.00	21	.905	1-0-0
<b>OTTAWA TOTALS</b>	<b>4</b>	<b>240:00</b>	<b>13</b>	<b>7</b>	<b>0</b>	<b>1</b>	<b>1.75</b>	<b>95</b>	<b>.926</b>	<b>3-1-0</b>

**POWER-PLAY GOALS:** PITTSBURGH (4 for 18) – Lemieux (2), Tarnstrom, Meloche  
OTTAWA (3 for 14) – Alfredsson, Bonk, Rachunek

PITTSBURGH	GP	G	A	PTS	PIM	SH	+/-	OTTAWA	GP	G	A	PTS	PIM	SH	+/-
Lemieux	3	2	2	4	0	7	-2	Alfredsson	4	2	3	5	2	10	3
Tarnstrom	4	2	1	3	2	8	-2	Arvedson	4	2	1	3	6	5	3
Hrdina	2	1	1	2	2	5	1	Hossa	4	2	1	3	8	16	3
Straka	2	0	2	2	0	5	-3	Chara	4	1	2	3	0	6	4
Kovalev	1	1	0	1	0	4	1	White	4	1	2	3	0	6	3
Meloche	1	1	0	1	0	4	E	Bonk	3	1	1	2	2	6	2
Daigle	1	0	1	1	0	2	1	Neil	3	1	1	2	0	3	2
Morozov	1	0	1	1	0	1	1	Fisher	4	1	1	2	2	6	2
Beech	3	0	1	1	0	2	1	Redden	4	0	2	2	0	4	4
Fata	3	0	1	1	0	10	-4	Dahlman	1	1	0	1	0	1	2
Donovan	4	0	1	1	0	8	-2	Rachunek	2	1	0	1	2	5	3
Bouchard	1	0	0	0	0	1	-2	Schastlivy	1	0	1	1	0	1	E
Caron	1	0	0	0	0	0	--	Smyth	1	0	1	1	2	1	E
Kraft	1	0	0	0	0	0	-1	Schaeffer	3	0	1	1	0	2	E
LaCouture	1	0	0	0	0	2	E	Spezza	3	0	1	1	0	3	E
Laukkanen	1	0	0	0	2	1	E	Hnidy	4	0	1	1	4	5	E
Samuelsson	1	0	0	0	0	2	-1	Hull	4	0	1	1	0	4	E
Sivek	1	0	0	0	0	1	E	Phillips	4	0	1	1	0	5	3
Jonsson	2	0	0	0	0	1	-3	Van Allen	4	0	1	1	4	2	E
Lintner	2	0	0	0	4	1	E	Bonvie	1	0	0	0	0	1	E
Robitaille	2	0	0	0	2	4	E	Havlat	1	0	0	0	0	0	E
Rozsival	2	0	0	0	2	0	1	Langfeld	1	0	0	0	2	1	E
Surovy	2	0	0	0	0	3	1	Pothier	1	0	0	0	0	3	1
Hedberg	3	0	0	0	0	0	--	Prusek	1	0	0	0	0	0	--
Heins	3	0	0	0	7	3	-4	Tetarenko	2	0	0	0	5	1	E
Pushor	3	0	0	0	2	4	-2	Volchenkov	2	0	0	0	0	6	-1
Bergevin	4	0	0	0	2	1	-1	Lalime	3	0	0	0	2	0	--
Manderville	4	0	0	0	6	2	-1	Leschychyn	3	0	0	0	2	0	E
McKenna	4	0	0	0	0	1	-4								
Moran	4	0	0	0	0	5	-2								
Nieminen	4	0	0	0	4	3	-3								
Primeau	4	0	0	0	0	4	-4								
<b>TOTALS</b>	<b>4</b>	<b>7</b>	<b>11</b>	<b>18</b>	<b>35</b>	<b>95</b>		<b>TOTALS</b>	<b>4</b>	<b>13</b>	<b>22</b>	<b>35</b>	<b>43</b>	<b>103</b>	



# PHILADELPHIA FLYERS



JEREMY ROENICK

**All-Time NHL Record:**  
1428-967-442-13

**Stanley Cup Titles:**  
Two (1974, 1975)

**Founded:**  
1967

**Location:**  
3601 Broad Street,  
Philadelphia, PA 19148

**General Office Phone:**  
(215) 465-4500

**Arena (Capacity):**  
Wachovia Center (19,519)

**President & General Manager:**  
Bob Clarke

**Head Coach:**  
Ken Hitchcock

**Coach's NHL Record (Seasons):**  
277-166-60 (7)

**Assistant Coaches:**  
Wayne Fleming, Craig  
Hartsburg

**Website:**  
www.philadelphiaflyers.com

## PENGUINS vs. FLYERS

**2002-03 Record:** 45-20-13-4; Second place, Atlantic Division, 5th overall

**2003 Playoff Record:** Defeated Toronto, 4-3, ECQF; Lost to Ottawa, 4-2, ECSCF

**2002-03 Top Scorer:** Jeremy Roenick (27-32-59)

**All-time Philadelphia scorer vs. Pittsburgh:**  
Bobby Clarke (76gp, 44-64-108)

**All-time Pittsburgh scorer vs. Philadelphia:**  
Mario Lemieux (67gp, 50-69-119)

**Longest Philadelphia win streak vs. Pittsburgh:**  
11, Dec. 12, 1982-Mar. 28, 1984

**Longest Pittsburgh win streak vs. Philadelphia:**  
4, Jan. 18, 1970-Apr. 1, 1970; Oct. 10, 1991-Nov. 30, 1991; Dec. 15, 1992-Jan. 30, 1993

**Longest Philadelphia undefeated streak vs. Pittsburgh:** 13, Oct. 28, 1982-Mar. 28, 1984 (12-0-1)

**Longest Pittsburgh undefeated streak vs. Philadelphia:** 14, Mar. 26, 1991-Jan. 30, 1993 (10-0-4)

**Last Philadelphia win at home:**  
Mar. 29, 2003 (3-0) (0-0-0 since last win)

**Last Pittsburgh win at home:**  
Nov. 27, 2002 (7-2) (0-2-0 since last win)

**Last Philadelphia win at Pittsburgh:**  
Mar. 31, 2003 (6-1) (0-0-0 since last win)

**Last Pittsburgh win at Philadelphia:**  
Nov. 24, 2000 (1-0) (0-4-0-2 since last win)

**Most goals by Philadelphia vs. Pittsburgh:**  
13, Mar. 22, 1984 (Phi, 13-4)

**Most goals by Pittsburgh vs. Philadelphia:**  
11, Nov. 16, 1993 (Pit, 11-5)

**Most goals by both teams:**  
17, Mar. 22, 1984 (Phi, 13-4)

**Last Philadelphia shutout vs. Pittsburgh:**  
Mar. 29, 2003 (3-0) – Roman Cechmanek

**Last Pittsburgh shutout vs. Philadelphia:**  
Nov. 24, 2000 (1-0) – Garth Snow

**Last Philadelphia hat-trick vs. Pittsburgh:**  
Nov. 21, 1996 – Dale Hawerchuk

**Last Pittsburgh hat-trick vs. Philadelphia:**  
Feb. 7, 2001 – Alexei Kovalev

**Last Pittsburgh trade with Philadelphia:**  
March 17, 2002-Kent Manderville to Pittsburgh for Billy Tibbetts

**Overtime record vs. Pittsburgh:** 8-3-11

## YEAR BY YEAR

YEAR	PIT.	ROAD	TOTAL	GF/GA
1967-68	2-0-3	2-3-0	4-3-3	20-12
1968-69	1-1-2	0-3-1	1-4-3	13-26
1969-70	3-0-1	2-1-1	5-1-2	27-21
1970-71	1-0-2	0-3-0	1-3-2	13-15
1971-72	3-0-0	0-2-1	3-2-1	17-20
1972-73	2-1-0	0-3-0	2-4-0	20-24
1973-74	1-1-0	1-2-0	2-3-0	15-22
1974-75	1-1-0	0-2-0	1-3-0	11-18
1975-76	0-1-1	0-2-0	0-3-1	13-22
1976-77	1-1-0	0-2-0	1-3-0	3-12
1977-78	0-2-0	0-1-1	0-3-1	7-26
1978-79	1-1-0	0-2-0	1-3-0	6-10
1979-80	0-2-0	0-1-1	0-3-1	9-15
1980-81	0-2-0	0-2-0	0-4-0	10-22
1981-82	2-1-1	0-4-0	2-5-1	30-38
1982-83	1-1-1	0-4-0	1-5-1	16-34
1983-84	0-4-0	0-3-0	0-7-0	21-46
1984-85	2-1-0	0-4-0	2-5-0	19-34
1985-86	0-3-1	0-3-0	0-6-1	16-29
1986-87	1-1-1	0-3-1	1-4-2	22-28
1987-88	2-2-0	0-3-0	2-5-0	24-23
1988-89	2-1-0	2-2-0	4-3-0	28-25
1989-90	2-2-0	1-2-0	3-4-0	24-29
1990-91	0-2-1	2-2-0	2-4-1	24-26
1991-92	3-0-1	2-0-1	5-0-2	36-19
1992-93	3-0-1	2-1-0	5-1-1	35-19
1993-94	1-0-1	1-1-0	2-1-1	21-13
1994-95	1-0-0	0-2-0	1-2-0	8-12
1995-96	2-0-0	0-2-0	2-2-0	20-18
1996-97	1-1-0	0-2-0	1-3-0	9-20
1997-98	2-0-0	0-2-0	2-2-0	14-14
1998-99	1-1-1	0-2-0	1-3-1	11-13
1999-00	0-1-1	0-3-0	0-4-1	12-20
2000-01	2-1-0	1-1-0	3-2-0	19-15
2001-02	1-0-1	0-3-0	1-3-1	12-15
2002-03	1-2-0	0-2-0	1-4-0	11-19
<b>TOTALS</b>	<b>46-37-20</b>	<b>16-80-7</b>	<b>62-117-27</b>	<b>616-774</b>

## 2003-04 SCHEDULE

Oct. 11 @ Philadelphia, 7:00pm  
 Nov. 26 @ PITTSBURGH, 7:30pm  
 Dec. 3 @ Philadelphia, 7:00pm  
 Jan. 12 @ Philadelphia, 7:30pm  
 Jan. 31 @ PITTSBURGH, 1:00pm  
 March 14 @ PITTSBURGH, 3:00pm

# 2002-03 SEASON SERIES



2002-03	GP	W	L	T	OTL	PTS	GF	GA	PPG	SHG	PEN	PIM
PITTSBURGH	5	1	4	0	0	2	11	19	5	0	23	46
PHILADELPHIA	5	4	1	0	0	8	19	11	6	1	29	58

at Pittsburgh (1-2-0-0)  
at Philadelphia (0-2-0-0)

Nov. 27	Phila. (CECHMANEK/Esche) 2	at PITTSBURGH (Aubin) 7	WG - Nieminen
Mar. 15	PHILADELPHIA (Cechmanek) 4	at Pittsburgh (Hedberg) 1	WG - Roenick
Mar. 20	Pittsburgh (Caron) 2	at PHILADELPHIA (Esche) 4	WG - LeClair
Mar. 29	Pittsburgh (Caron) 0	at PHILADELPHIA (Cechmanek) 3	WG - Roenick
Mar. 31	PHILADELPHIA (Cechmanek) 6	at Pittsburgh (Hedberg) 1	WG - K. Primeau

GOALS AND SHOTS BY PERIOD	1ST	2ND	3RD	OT	TOTAL
PITTSBURGH	6-38	3-36	2-21	--	11-95
PHILADELPHIA	4-45	8-69	7-59	--	19-173

GOALTENDERS	GP	MP	GF	GA	ENG	SO	GAA	SH	SV%	W-L-T
Aubin	1	60:00	7	2	0	0	2.00	43	.953	1-0-0
Caron	2	120:00	2	7	0	0	3.50	68	.897	0-2-0
Hedberg	2	119:57	2	10	0	0	5.00	62	.839	0-2-0
<b>PITTSBURGH TOTALS</b>	<b>5</b>	<b>300:00</b>	<b>11</b>	<b>19</b>	<b>0</b>	<b>0</b>	<b>3.80</b>	<b>173</b>	<b>.890</b>	<b>1-4-0</b>
Cechmanek	4	204:29	14	6	0	1	1.76	64	.966	3-1-0
Esche	2	95:13	5	5	0	0	3.15	31	.839	1-0-0
<b>PHILADELPHIA TOTALS</b>	<b>5</b>	<b>300:00</b>	<b>19</b>	<b>11</b>	<b>0</b>	<b>1</b>	<b>2.20</b>	<b>95</b>	<b>.884</b>	<b>4-1-0</b>


**POWER-PLAY GOALS:** PITTSBURGH (5 for 27) – Hrdina, Johansson, Kovalev, Morozov, Straka  
PHILADELPHIA (6 for 20) – Roenick (2), LeClair (2), K. Primeau (2)

**SHORT-HANDED GOALS:** PHILADELPHIA (1) – Somik

PITTSBURGH	GP	G	A	PTS	PIM	SH	+/-	PHILADELPHIA	GP	G	A	PTS	PIM	SH	+/-
Lemieux	4	0	5	5	0	10	-3	Roenick	5	4	5	9	2	19	3
Hrdina	1	1	2	3	0	4	1	LeClair	5	4	2	6	0	13	5
Johansson	4	1	2	3	0	3	1	K. Primeau	5	2	4	6	6	14	2
Tarnstrom	4	0	3	3	10	4	-1	Amonte	4	1	4	5	2	6	3
Kovalev	1	1	1	2	0	5	E	Murray	5	3	1	4	0	12	2
Morozov	1	1	1	2	0	1	1	Handzus	5	2	2	4	6	10	3
Fata	4	1	1	2	0	7	1	Desjardins	5	1	3	4	2	12	5
Straka	5	1	1	2	0	5	-4	Recchi	5	0	4	4	2	13	3
Focht	4	0	2	2	10	5	-3	Yushkevich	4	0	2	2	0	3	2
LaCouture	1	1	0	1	0	3	1	K.Jonsson	5	0	2	2	2	7	1
Laukkanen	1	1	0	1	0	1	E	Weinrich	5	0	2	2	6	2	-2
Lefebvre	4	1	0	1	0	4	E	Somik	3	1	0	1	2	4	1
Nieminen	5	1	0	1	4	2	-1	Kapanen	4	1	0	1	2	14	1
Pushor	5	1	0	1	0	2	-2	Gagne	1	0	1	1	0	3	E
Donovan	1	0	1	1	0	0	1	Brashear	4	0	1	1	6	6	1
Abid	1	0	0	0	0	2	-1	Therien	4	0	1	1	2	10	4
Aubin	1	0	0	0	0	0	--	Law	1	0	0	0	2	0	E
Bergevin	1	0	0	0	0	0	E	McAllister	1	0	0	0	2	1	E
Moran	1	0	0	0	2	0	1	McGillis	1	0	0	0	0	0	-1
W. Primeau	1	0	0	0	2	0	1	Ranheim	1	0	0	0	0	0	-2
Caron	2	0	0	0	0	0	--	Seidenberg	1	0	0	0	0	4	E
Daigle	2	0	0	0	0	0	-1	Williams	1	0	0	0	0	4	E
Hedberg	2	0	0	0	0	0	--	Esche	2	0	0	0	0	0	--
Rozsival	2	0	0	0	0	1	-2	Fedoruk	2	0	0	0	2	3	E
Holzinger	3	0	0	0	0	3	-3	Sacco	2	0	0	0	0	2	E
Samuelsson	3	0	0	0	0	1	-4	Chouinard	3	0	0	0	0	5	E
Heins	4	0	0	0	6	3	-1	Cechmanek	4	0	0	0	0	0	--
Lintner	4	0	0	0	2	4	-3	Lapointe	4	0	0	0	6	4	-1
Meloche	4	0	0	0	2	7	-3	Ragnarsson	4	0	0	0	4	2	5
Surovy	4	0	0	0	2	6	-5	Bench	5	--	--	--	2	--	
H. Jonsson	5	0	0	0	2	4	-4								
Manderville	5	0	0	0	0	3	-3								
McKenna	5	0	0	0	0	5	-2								
Bench	5	--	--	--	4	--	--								
<b>TOTALS</b>	<b>5</b>	<b>11</b>	<b>19</b>	<b>30</b>	<b>46</b>	<b>95</b>		<b>TOTALS</b>	<b>5</b>	<b>19</b>	<b>34</b>	<b>53</b>	<b>58</b>	<b>173</b>	



# PHOENIX COYOTES



MIKE JOHNSON

**All-Time NHL Record:**

763-883-248-18

**Stanley Cup Titles:**

None

**Founded:**

1972 (Winnipeg-WHA),

1979 (Winnipeg-NHL),

1996 (Phoenix)

**Location:**

9375 East Bell Road,

Scottsdale, AZ 85260

**General Office Phone:**

(480) 473-5600

**Arena (Capacity):**

America West Arena (16,210)

**General Manager:**

Mike Barnett

**Head Coach:**

Bob Francis

**Coach's NHL Record (Seasons):**

114-98-34 (3)

**Assistant Coaches:**

Rick Bowness, Pat Conacher

**Website:**

www.phoenixcoyotes.com

## PENGUINS vs. COYOTES

**2002-03 Record:** 31-35-11-5; Fourth place, Pacific Division, 20th overall

**2003 Playoff Record:** Did Not Qualify

**2002-03 Top Scorer:** Mike Johnson (23-40-63)

**All-time Phoenix scorer vs. Pittsburgh:**

Dale Hawerchuk (27gp, 18-13-31)

**All-time Pittsburgh scorer vs. Phoenix:**

Mario Lemieux (26gp, 19-34-53)

**Longest Phoenix win streak vs. Pittsburgh:**

6, Jan. 12, 2000-Mar. 4, 2003

**Longest Pittsburgh win streak vs. Phoenix:**

9, Oct. 10, 1979-Dec. 2, 1981

**Longest Phoenix undefeated streak vs. Pittsburgh:**

6, Jan. 12, 2000-Mar. 4, 2003 (6-0-0)

**Longest Pittsburgh undefeated streak vs. Phoenix:**

9, Oct. 10, 1979-Dec. 2, 1981 (9-0-0)

**Last Phoenix win at home:**

Dec. 17, 2002 (5-2) (0-0-0 since last win)

**Last Pittsburgh win at home:**

Dec. 11, 1999 (4-2) (0-2-0 since last win)

**Last Phoenix win at Pittsburgh:**

Mar. 4, 2003 (4-1) (0-0-0 since last win)

**Last Pittsburgh win at Phoenix:**

Feb. 16, 1996 (1-0) (0-5-2 since last win)

**Most goals by Phoenix vs. Pittsburgh:**

7, Jan. 21, 1985 (Phx, 7-6); Jan. 20, 1989 (Phx, 7-3)

**Most goals by Pittsburgh vs. Phoenix:**

9, Dec. 18, 1990 (Pit, 9-2); Mar. 5, 1996 (Pit, 9-4)

**Most goals by both teams:**

13, Jan. 21, 1985 (Phx, 7-6); Mar. 5, 1996 (Pit, 9-4)

**Last Phoenix shutout vs. Pittsburgh:**

Jan. 28, 1992 (4-0) - Bob Essensa

**Last Pittsburgh shutout vs. Phoenix:**

Feb. 16, 1996 (1-0) - Tom Barrasso

**Last Phoenix hat-trick vs. Pittsburgh:**

Jan. 21, 1985 - Dale Hawerchuk

**Last Pittsburgh hat-trick vs. Phoenix:**

Mar. 5, 1996 - Petr Nedved (4)

**Last Pittsburgh trade with Phoenix:**

March 11, 2003 - Jan Hrdina and Francois Leroux to Phoenix for Dan Focht, Ramzi Abid and Guillaume Lefebvre

## YEAR BY YEAR

YEAR	PIT.	ROAD	TOTAL	GF/GA
1979-80	2-0-0	2-0-0	4-0-0	14-8
1980-81	2-0-0	2-0-0	4-0-0	18-14
1981-82	2-0-0	0-1-0	2-1-0	7-9
1982-83	1-0-0	0-2-0	1-2-0	13-14
1983-84	0-2-0	1-0-0	1-2-0	13-12
1984-85	0-1-0	1-1-0	1-2-0	14-16
1985-86	2-0-0	0-1-0	2-1-0	16-8
1986-87	0-1-0	1-1-0	1-2-0	9-10
1987-88	0-2-0	1-0-0	1-2-0	9-12
1988-89	1-0-0	1-1-0	2-1-0	13-12
1989-90	2-0-0	0-0-1	2-0-1	13-7
1990-91	1-0-0	1-1-0	2-1-0	17-12
1991-92	1-1-0	1-0-0	2-1-0	6-7
1992-93	1-0-0	0-1-0	1-1-0	7-5
1993-94	1-0-0	1-0-0	2-0-0	10-6
1994-95	Did Not Play			
1995-96	1-0-0	1-0-0	2-0-0	10-4
1996-97	1-0-0	0-0-1	1-0-1	9-6
1997-98	0-1-0	0-0-1	0-1-1	3-4
1998-99	1-0-0	0-1-0	1-1-0	7-6
1999-00	1-0-0	0-1-0	1-1-0	5-5
2000-01	0-0-0	0-1-0	0-1-0	4-5
2001-02	0-1-0	0-1-0	0-2-0	3-8
2002-03	0-1-0	0-1-0	0-2-0	3-9
<b>TOTALS</b>	<b>20-10-0</b>	<b>13-14-3</b>	<b>33-24-3</b>	<b>223-199</b>

## 2003-04 SCHEDULE

Feb. 25 @ Phoenix, 9:00pm



# 2002-03 SEASON SERIES



2002-03	GP	W	L	T	OTL	PTS	GF	GA	PPG	SHG	PEN	PIM
PITTSBURGH	2	0	2	0	0	0	3	9	1	0	13	29
PHOENIX	2	2	0	0	0	4	9	3	1	0	12	27
at Pittsburgh	(0-1-0-0)											
at Phoenix	(0-1-0-0)											
Dec. 17	Pittsburgh (Hedberg) 2					at PHOENIX (Boucher) 5					WG - Abid	
Mar. 4	PHOENIX (Burke) 4					at Pittsburgh (Hedberg) 1					WG - Doan	

GOALS AND SHOTS BY PERIOD	1ST	2ND	3RD	OT	TOTAL
PITTSBURGH	2-14	0-24	1-19	--	3-57
PHOENIX	2-18	1-21	6-20	--	9-59


GOALTENDERS	GP	MP	GF	GA	ENG	SO	GAA	SH	SV%	W-L-T
Hedberg	2	119:49	3	8	1	0	4.01	58	.862	0-2-0
<b>PITTSBURGH TOTALS</b>	<b>2</b>	<b>120:00</b>	<b>3</b>	<b>9</b>	<b>1</b>	<b>0</b>	<b>4.50</b>	<b>59</b>	<b>.847</b>	<b>0-2-0</b>
Burke	1	60:00	4	1	0	0	1.00	34	.971	1-0-0
Boucher	1	60:00	5	2	0	0	2.00	23	.913	1-0-0
<b>PHOENIX TOTALS</b>	<b>2</b>	<b>120:00</b>	<b>9</b>	<b>3</b>	<b>0</b>	<b>0</b>	<b>1.50</b>	<b>57</b>	<b>.947</b>	<b>2-0-0</b>

POWER-PLAY GOALS:	PITTSBURGH (1 for 9) - Lintner	PHOENIX (1 for 9) - Doan
-------------------	--------------------------------	--------------------------

PITTSBURGH	GP	G	A	PTS	PIM	SH	+/-	PHOENIX	GP	G	A	PTS	PIM	SH	+/-
Nieminen	2	1	1	2	0	4	1	Amonte	2	1	3	4	4	3	3
Kraft	1	0	2	2	0	1	1	Langkow	2	1	3	4	0	7	3
Lintner	1	1	0	1	0	6	-2	Abid	1	2	1	3	0	3	3
Pushor	2	1	0	1	4	2	-1	Doan	2	2	1	3	0	8	E
Hrdina	1	0	1	1	0	0	2	Radiojevic	2	1	1	2	2	2	1
Robitaille	1	0	1	1	0	3	-1	Markov	2	0	2	2	4	3	2
Primeau	2	0	1	1	0	1	-2	Nagy	2	0	2	2	0	8	2
Beech	1	0	0	0	0	0	-1	Buchberger	2	1	0	1	0	2	1
Daigle	1	0	0	0	2	1	-3	Johnson	2	1	0	1	0	6	2
Donovan	1	0	0	0	0	2	-1	C. Lemieux	1	0	1	1	0	2	-1
Fata	1	0	0	0	2	2	-1	Savage	1	0	1	1	0	2	2
Ference	1	0	0	0	0	2	-1	Briere	2	0	1	1	0	2	-1
Heins	1	0	0	0	2	2	E	Numminen	2	0	1	1	0	0	4
Kovalev	1	0	0	0	0	0	-3	Suchy	2	0	1	1	0	2	1
LaCouture	1	0	0	0	0	0	-1	Berehowsky	1	0	0	0	6	1	E
Lupaschuk	1	0	0	0	4	0	-2	Boucher	1	0	0	0	0	0	--
Orpik	1	0	0	0	0	1	E	Burke	1	0	0	0	0	0	--
Samuelsson	1	0	0	0	0	2	-1	Hordichuk	1	0	0	0	0	0	E
Sivek	1	0	0	0	0	1	E	Mara	1	0	0	0	0	1	3
Surovy	1	0	0	0	0	3	E	May	1	0	0	0	0	1	E
Tarnstrom	1	0	0	0	0	3	E	Quint	1	0	0	0	0	1	1
Bergevin	2	0	0	0	2	1	-5	Ranheim	1	0	0	0	0	0	E
Hedberg	2	0	0	0	0	0	--	Vaananen	1	0	0	0	0	2	E
M. Lemieux	2	0	0	0	4	9	-5	Nazarov	2	0	0	0	5	1	E
Manderville	2	0	0	0	0	3	-1	Simpson	2	0	0	0	2	2	1
McKenna	2	0	0	0	7	0	E	Bench	2	--	--	--	4	--	--
Moran	2	0	0	0	2	2	-1								
Straka	2	0	0	0	0	6	-3								
<b>TOTALS</b>	<b>2</b>	<b>3</b>	<b>6</b>	<b>9</b>	<b>29</b>	<b>57</b>		<b>TOTALS</b>	<b>2</b>	<b>9</b>	<b>18</b>	<b>27</b>	<b>27</b>	<b>59</b>	



# ST. LOUIS BLUES



PAVOL DEMITRA

### All-Time NHL Record:

1249-1164-421-16

### Stanley Cup Titles:

None

### Founded:

1967

### Location:

1401 Clark Avenue,  
St. Louis, MO 63103

### General Office Phone:

(314) 622-2500

### Arena (Capacity):

Savvis Center (19,022)

### President & CEO:

Mark Sauer

### Senior VP & General Manager:

Larry Pleau

### Head Coach:

Joel Quenneville

### Coach's NHL Record (Seasons):

278-184-70 (7)

### Assistant Coaches:

Mike Kitchen, Don Lever

### Website:

www.stlouisblues.com

## PENGUINS vs. BLUES

**2002-03 Record:** 41-24-11-6; Second place, Central Division, 8th overall

**2003 Playoff Record:** Lost to Vancouver, 4-3, WCQF

**2002-03 Top Scorer:** Pavol Demitra (36-57-93)

**All-time St. Louis scorer vs. Pittsburgh:**

Bernie Federko (41gp, 20-36-56)

**All-time Pittsburgh scorer vs. St. Louis:**

Mario Lemieux (26gp, 25-33-58)

**Longest St. Louis win streak vs. Pittsburgh:**

5, Jan. 2, 1973-Dec. 28, 1973; Dec. 5, 1981-Oct. 4, 1983

**Longest Pittsburgh win streak vs. St. Louis:**

4, Feb. 3, 1972-Nov. 22, 1972; Jan. 26, 1988-Jan. 19, 2000

**Longest St. Louis undefeated streak vs. Pittsburgh:**

13, Oct. 28, 1982-Mar. 28, 1984 (12-0-1)

**Longest Pittsburgh undefeated streak vs. St. Louis:**

4, three times, last time - Jan. 26, 1998-Jan. 19, 2000 (4-0-0)

**Last St. Louis win at home:**

Oct. 20, 2001 (2-1 ot) (0-0-0 since last win)

**Last Pittsburgh win at home:**

Feb. 22, 2003 (2-1 ot) (0-0-0 since last win)

**Last St. Louis win at Pittsburgh:**

Jan. 12, 2002 (4-1) (0-0-0-1 since last win)

**Last Pittsburgh win at St. Louis:**

Dec. 12, 1998 (4-3) (0-1-0-1 since last win)

**Most goals by St. Louis vs. Pittsburgh:**

9, Jan. 31, 1968 (S, 9-4); Oct. 18, 1989 (S, 9-3)

**Most goals by Pittsburgh vs. St. Louis:**

10, Nov. 22, 1972 (P, 10-4)

**Most goals by both teams:**

14, Nov. 22, 1972 (P, 10-4)

**Last St. Louis shutout vs. Pittsburgh:**

Dec. 31, 1983 (2-0) - Mike Liut

**Last Pittsburgh shutout vs. St. Louis:**

Dec. 19, 1996 (4-0) - Ken Wregget

**Last St. Louis hat-trick vs. Pittsburgh:**

Oct. 18, 1989 - Brett Hull

**Last Pittsburgh hat-trick vs. St. Louis:**

Dec. 19, 1996 - Mario Lemieux

**Last Pittsburgh trade with St. Louis:**

Dec. 28, 2000 - Marc Bergevin to Pittsburgh for Dan Trebil

**Overtime record vs. Pittsburgh:** 1-1-6

## YEAR BY YEAR

YEAR	PIT.	ROAD	TOTAL	GF/GA
1967-68	2-3-0	2-3-0	4-6-0	25-33
1968-69	2-2-0	1-2-1	3-4-1	15-16
1969-70	1-1-2	0-4-0	1-5-2	11-28
1970-71	0-1-2	0-2-1	0-3-3	13-16
1971-72	1-2-0	2-1-0	3-3-0	17-13
1972-73	2-0-0	1-2-0	3-2-0	25-20
1973-74	1-1-1	1-2-0	2-3-1	19-19
1974-75	1-0-1	0-1-1	1-1-2	11-13
1975-76	1-1-0	1-1-0	2-2-0	17-14
1976-77	2-0-0	1-1-0	3-1-0	17-13
1977-78	1-0-1	1-1-0	2-1-1	13-11
1978-79	1-0-1	1-1-0	2-1-1	16-16
1979-80	1-1-0	0-1-1	1-2-1	12-14
1980-81	2-0-0	0-2-0	2-2-0	19-19
1981-82	1-0-0	0-2-0	1-2-0	9-10
1982-83	0-2-0	0-1-0	0-3-0	11-16
1983-84	0-0-1	0-2-0	0-2-1	7-11
1984-85	1-1-0	0-1-0	1-2-0	10-15
1985-86	0-1-0	2-0-0	2-1-0	16-11
1986-87	1-0-1	0-0-1	1-0-2	13-12
1987-88	0-1-0	0-2-0	0-3-0	10-22
1988-89	1-0-1	0-1-0	1-1-1	15-9
1989-90	0-1-0	0-2-0	0-3-0	10-16
1990-91	1-1-0	0-1-0	1-2-0	9-10
1991-92	1-0-0	0-1-0	1-1-0	5-7
1992-93	1-0-0	0-1-0	1-1-0	12-10
1993-94	0-0-1	0-0-1	0-0-2	6-6
1994-95	Did Not Play			
1995-96	1-0-0	0-1-0	1-1-0	10-7
1996-97	1-0-0	1-0-0	2-0-0	8-2
1997-98	1-0-0	0-1-0	1-1-0	5-6
1998-99	1-0-0	1-0-0	2-0-0	6-4
1999-00	1-0-0	0-0-0	1-0-0	3-1
2000-01	1-0-0	0-1-0	1-1-0	8-7
2001-02	0-1-0	0-1-0	0-2-0	2-6
2002-03	1-0-0	0-0-0	1-0-0	2-1
TOTALS	32-20-12	15-42-6	47-62-18	407-434

## 2003-04 SCHEDULE

Feb. 14 @ St. Louis, 8:00pm

# 2002-03 SEASON SERIES



2002-03	GP	W	L	T	OTL	PTS	GF	GA	PPG	SHG	PEN	PIM	
PITTSBURGH	1	1	0	0	0	2	2	1	0	0	4	8	
ST. LOUIS	1	0	0	0	1	1	1	2	0	0	4	8	
at Pittsburgh		(1-0-0-0)											
at St. Louis		(0-0-0-0)											
Feb. 22		St. Louis (B. Johnson) 1					at PITTSBURGH (Caron) 2					WG - Heins*	
* Heins scored at 4:33 of Overtime													

GOALS AND SHOTS BY PERIOD	1ST	2ND	3RD	OT	TOTAL
PITTSBURGH	0-5	1-12	0-7	1-1	2-25
ST. LOUIS	0-9	1-7	0-7	0-2	1-25


GOALTENDERS	GP	MP	GF	GA	ENG	SO	GAA	SH	SV%	W-L-T
Caron	1	64:33	2	1	0	0	0.93	25	.960	1-0-0
<b>PITTSBURGH TOTALS</b>	<b>1</b>	<b>64:33</b>	<b>2</b>	<b>1</b>	<b>0</b>	<b>0</b>	<b>0.93</b>	<b>25</b>	<b>.960</b>	<b>1-0-0</b>
B. Johnson	1	64:33	1	2	0	0	1.86	25	.920	0-1-0
<b>ST. LOUIS TOTALS</b>	<b>1</b>	<b>64:33</b>	<b>1</b>	<b>2</b>	<b>0</b>	<b>0</b>	<b>1.86</b>	<b>25</b>	<b>.920</b>	<b>0-1-0</b>

<b>POWER-PLAY GOALS:</b>	PITTSBURGH (0 for 3)
	ST. LOUIS (0 for 3)

PITTSBURGH	GP	G	A	PTS	PIM	SH	+/-	ST. LOUIS	GP	G	A	PTS	PIM	SH	+/-
Fata	1	1	0	1	0	1	1	Demitra	1	1	0	1	0	2	-1
Heins	1	1	0	1	0	3	1	MacInnis	1	0	1	1	0	3	E
Lemieux	1	0	1	1	0	3	1	Tkachuk	1	0	1	1	0	3	-1
Primeau	1	0	1	1	0	2	E	Backman	1	0	0	0	0	-1	
Straka	1	0	1	1	0	3	1	Bouguniecki	1	0	0	0	2	E	
Bergevin	1	0	0	0	0	0	-1	Drake	1	0	0	0	0	E	
Caron	1	0	0	0	0	0	--	Dubinsky	1	0	0	0	2	E	
Donovan	1	0	0	0	0	1	E	Finley	1	0	0	0	0	E	
Hrdina	1	0	0	0	2	0	E	Jackman	1	0	0	0	2	E	
Manderville	1	0	0	0	0	1	1	B. Johnson	1	0	0	0	0	--	
McKenna	1	0	0	0	0	0	-1	R. Johnson	1	0	0	0	0	2	E
Moran	1	0	0	0	0	2	1	Khavanov	1	0	0	0	0	E	
Pushor	1	0	0	0	2	0	E	LaFlamme	1	0	0	0	2	1	
Robitaille	1	0	0	0	0	0	E	Low	1	0	0	0	0	E	
Rozival	1	0	0	0	2	1	E	Martins	1	0	0	0	0	2	E
Samuelsson	1	0	0	0	2	3	-1	Mellanby	1	0	0	0	0	5	E
Sivek	1	0	0	0	0	2	E	Nash	1	0	0	0	0	1	E
Surovy	1	0	0	0	0	2	E	Podein	1	0	0	0	0	E	
Tarnstrom	1	0	0	0	0	1	1	Stillman	1	0	0	0	0	3	E
<b>TOTALS</b>	<b>1</b>	<b>2</b>	<b>3</b>	<b>5</b>	<b>8</b>	<b>25</b>		<b>TOTALS</b>	<b>1</b>	<b>1</b>	<b>2</b>	<b>3</b>	<b>8</b>	<b>25</b>	



# SAN JOSE SHARKS



**EVGENI NABOKOV**

**All-Time NHL Record:**

339-483-109-21

**Stanley Cup Titles:**

None

**Founded:**

1991

**Location:**

525 West Santa Clara Street,  
San Jose, CA 95113

**General Office Phone:**

(408) 287-7070

**Arena (Capacity):**

HP Pavilion (17,496)

**President & CEO:**

Greg Jamison

**Executive VP & General**

**Manager:**

Doug Wilson

**Head Coach:**

Ron Wilson

**Coach's NHL Record (Seasons):**

331-343-89 (10)

**Assistant Coaches:**

Tim Hunter, Rob Zettler

**Website:**

www.sjsharks.com

## PENGUINS vs. SHARKS

**2002-03 Record:** 28-37-9-8; Fifth place, Pacific Division, 25th overall

**2003 Playoff Record:** Did Not Qualify

**2002-03 Top Scorer:** Teemu Selanne (28-36-64)

**All-time San Jose scorer vs. Pittsburgh:**

Owen Nolan (13gp, 6-9-15)

**All-time Pittsburgh scorer vs. San Jose:**

Mario Lemieux (14gp, 17-32-49)

**Longest San Jose win streak vs. Pittsburgh:**

4, Dec. 2, 1999-Jan. 30, 2002

**Longest Pittsburgh win streak vs. San Jose:**

5, Dec. 5, 1991-Mar. 23, 1993

**Longest San Jose undefeated streak vs. Pittsburgh:**

6, Jan. 15, 1999-Jan. 30, 2002 (5-0-1)

**Longest Pittsburgh undefeated streak vs. San Jose:**

8, Dec. 5, 1991-Nov. 10, 1995 (6-0-2)

**Last San Jose win at home:**

Dec. 12, 2002 (5-0) (0-0-0 since last win)

**Last Pittsburgh win at home:**

Nov. 23, 2002 (4-1) (0-0-0 since last win)

**Last San Jose win at Pittsburgh:**

Jan. 30, 2002 (6-3) (0-1-0 since last win)

**Last Pittsburgh win at San Jose:**

Oct. 22, 1997 (5-2) (0-4-1 since last win)

**Most goals by San Jose vs. Pittsburgh:**

10, Jan. 13, 1996 (SJ, 10-8)

**Most goals by Pittsburgh vs. San Jose:**

10, Dec. 17, 1991 (P, 10-2)

**Most goals by both teams:**

18, Jan. 13, 1996 (SJ, 10-8)

**Last San Jose shutout vs. Pittsburgh:**

Nov. 29, 2001 (5-0) - Evgeni Nabokov

**Last Pittsburgh shutout vs. San Jose:**

Dec. 13, 1996 (4-0) - Patrick Lalime

**Last San Jose hat-trick vs. Pittsburgh:**

Jan. 13, 1996 - Ray Sheppard

**Last Pittsburgh hat-trick vs. San Jose:**

Nov. 10, 1995 - Ron Francis

**Last Pittsburgh trade with San Jose:**

March 11, 2003 - Matt Bradley to Pittsburgh for Wayne Primeau

**Overtime record vs. Pittsburgh:** 0-0-3

## YEAR BY YEAR

YEAR	PIT.	ROAD	TOTAL	GF/GA
1991-92	1-0-0	2-0-0	3-0-0	25-5
1992-93	1-0-0	1-0-0	2-0-0	16-6
1993-94	0-0-1	0-0-1	0-0-2	5-5
1994-95	Did Not Play			
1995-96	0-1-0	1-0-0	1-1-0	17-11
1996-97	1-0-0	1-0-0	2-0-0	7-1
1997-98	0-1-0	1-0-0	1-1-0	7-5
1998-99	0-0-0	0-1-0	0-1-0	2-3
1999-00	0-1-0	0-0-1	0-1-1	3-6
2000-01	0-0-0	0-1-0	0-1-0	2-3
2001-02	0-1-0	0-1-0	0-2-0	3-11
2002-03	1-0-0	0-1-0	1-1-0	6-6
<b>TOTALS</b>	<b>4-4-1</b>	<b>6-4-2</b>	<b>10-8-3</b>	<b>93-62</b>

## 2003-04 SCHEDULE

Feb. 27 @ San Jose, 10:30pm



# 2002-03 SEASON SERIES



2002-03	GP	W	L	T	OTL	PTS	GF	GA	PPG	SHG	PEN	PIM
PITTSBURGH	2	1	1	0	0	2	6	6	3	0	9	21
SAN JOSE	2	1	1	0	0	2	6	6	1	0	10	23

at Pittsburgh (1-0-0-0)  
at San Jose (0-1-0-0)

Nov. 23 San Jose (NABOKOV/Kiprusoff) 1 at PITTSBURGH (Aubin) 4 WG - Straka  
Dec. 12 Pittsburgh (Aubin) 2 at SAN JOSE (Nabokov) 5 WG - Ricci

GOALS AND SHOTS BY PERIOD	1ST	2ND	3RD	OT	TOTAL
PITTSBURGH	1-15	5-27	0-6	--	6-48
SAN JOSE	1-21	1-14	4-24	--	6-59


GOALTENDERS	GP	MP	GF	GA	ENG	SO	GAA	SH	SV%	W-L-T
Aubin	2	120:00	6	6	0	0	3.00	59	.898	1-1-0
<b>PITTSBURGH TOTALS</b>	<b>2</b>	<b>120:00</b>	<b>6</b>	<b>6</b>	<b>0</b>	<b>0</b>	<b>3.00</b>	<b>59</b>	<b>.898</b>	<b>1-1-0</b>
Kiprusoff	1	26:41	1	1	0	0	2.25	3	.667	0-0-0
Nabokov	2	93:10	5	5	0	0	3.25	45	.889	1-1-0
<b>SAN JOSE TOTALS</b>	<b>2</b>	<b>120:00</b>	<b>6</b>	<b>6</b>	<b>0</b>	<b>0</b>	<b>3.00</b>	<b>48</b>	<b>.875</b>	<b>1-1-0</b>

**POWER-PLAY GOALS:** PITTSBURGH (3 for 7) - Lemieux (2), Straka  
SAN JOSE (1 for 6) - Marleau

PITTSBURGH	GP	G	A	PTS	PIM	SH	+/-	SAN JOSE	GP	G	A	PTS	PIM	SH	+/-
Lemieux	2	3	2	5	0	10	E	Marleau	2	2	0	2	0	4	E
Straka	1	2	1	3	0	5	2	Ricci	2	1	1	2	0	4	2
Kovalev	2	0	2	2	0	4	-3	Selanne	2	1	1	2	0	7	1
Nieminen	2	0	2	2	4	4	E	Thornton	2	0	2	2	0	1	1
Bergevin	2	1	0	1	2	2	-1	Graves	2	1	0	1	2	2	1
Donovan	1	0	1	1	2	2	1	Nolan	2	1	0	1	4	6	1
Tarnstrom	1	0	1	1	0	0	2	Harvey	1	0	1	1	2	0	1
Aubin	2	0	1	1	0	0	--	McGillis	1	0	1	1	0	6	2
Hrdina	2	0	1	1	0	2	E	Ragnarsson	1	0	1	1	0	0	E
Manderville	2	0	1	1	0	0	E	Dampousse	2	0	1	1	2	3	1
Beech	1	0	0	0	0	0	-2	Marchment	2	0	1	1	0	1	2
Ference	1	0	0	0	2	1	-1	Sturm	2	0	1	1	0	2	E
M. Kraft	1	0	0	0	0	1	E	Bradley	1	0	0	0	5	1	E
LaCouture	1	0	0	0	5	1	-1	Cheechoo	1	0	0	0	0	1	E
Laukkanen	1	0	0	0	0	1	2	Fahey	1	0	0	0	0	0	E
Morozov	1	0	0	0	0	2	E	Jilson	1	0	0	0	0	1	-1
Orpik	1	0	0	0	0	0	-3	Kiprusoff	1	0	0	0	0	0	--
Robitaille	1	0	0	0	0	0	E	R. Kraft	1	0	0	0	0	0	E
Sivek	1	0	0	0	2	3	-1	Hannan	2	0	0	0	0	2	1
Daigle	2	0	0	0	0	0	-1	Nabokov	2	0	0	0	0	0	--
Jonsson	2	0	0	0	2	3	E	Rathje	2	0	0	0	6	5	1
McKenna	2	0	0	0	0	2	E	Smith	2	0	0	0	0	6	E
Moran	2	0	0	0	0	3	-3	Stuart	2	0	0	0	0	4	-1
Primeau	2	0	0	0	0	2	-3	Sundstrom	2	0	0	0	0	3	E
Pushor	2	0	0	0	0	0	E	Bench	2	--	--	--	2	--	--
Bench	2	--	--	--	2	--	--								
<b>TOTALS</b>	<b>2</b>	<b>6</b>	<b>12</b>	<b>18</b>	<b>21</b>	<b>48</b>		<b>TOTALS</b>	<b>2</b>	<b>6</b>	<b>10</b>	<b>16</b>	<b>23</b>	<b>59</b>	



# TAMPA BAY LIGHTNING



MARTIN ST. LOUIS

**All-Time NHL Record:**  
282-465-104-21  
**Stanley Cup Titles:**  
None  
**Founded:**  
1990  
**Location:**  
401 Channelside Drive,  
Tampa, FL 33602  
**General Office Phone:**  
(813) 301-6500  
**Arena (Capacity):**  
St. Pete Times Forum (19,758)

**President:**  
Ron Campbell  
**General Manager:**  
Jay Feaster  
**Head Coach:**  
John Tortorella  
**Coach's NHL Record (Seasons):**  
39-77-13 (3)  
**Assistant Coach:**  
Craig Ramsay, Jeff Reese  
**Website:**  
www.tampabaylightning.com

## PENGUINS vs. LIGHTNING

**2002-03 Record:** 36-25-16-5; First place, Southeast Division, 12th overall  
**2003 Playoff Record:** Defeated Washington, 4-2, EOCF; Lost to New Jersey, 4-1, ECSF  
**2002-03 Top Scorer:** Vaclav Prospal (20-42-79)  
**All-time Tampa Bay scorer vs. Pittsburgh:**  
Vincent Lecavalier (21gp, 12-4-16)  
**All-time Pittsburgh scorer vs. Tampa Bay:**  
Jaromir Jagr (33gp, 20-19-39) & Mario Lemieux (17gp, 11-28-39)  
**Longest Tampa Bay win streak vs. Pittsburgh:**  
2, Nov. 6, 1999-Nov. 18, 1999  
**Longest Pittsburgh win streak vs. Tampa Bay:**  
5, Dec. 11, 1993-Feb. 4, 1995  
**Longest Tampa Bay undefeated streak vs. Pittsburgh:** 2, 4 times, last time - Apr. 4, 2002-Oct. 19, 2002  
**Longest Pittsburgh undefeated streak vs. Tampa Bay:**  
5, Dec. 11, 1993-Feb. 4, 1995 (5-0-0)  
**Last Tampa Bay win at home:**  
Nov. 8, 2002 (4-1) (0-1-0 since last win)  
**Last Pittsburgh win at home:**  
Nov. 2, 2002 (5-3) (0-0-0 since last win)  
**Last Tampa Bay win at Pittsburgh:**  
Nov. 6, 1999 (7-4) (0-5-1-1 since last win)  
**Last Pittsburgh win at Tampa Bay:**  
Jan. 17, 2003 (3-2) (0-0-0 since last win)  
**Most goals by Tampa Bay vs. Pittsburgh:**  
7, Nov. 6, 1999 (TB, 7-4)  
**Most goals by Pittsburgh vs. Tampa Bay:**  
10, Nov. 1, 1995 (P, 10-0)  
**Most goals by both teams:**  
11, Dec. 21, 1993 (P, 8-3); Nov. 6, 1999 (TB, 7-4)  
**Last Tampa Bay shutout vs. Pittsburgh:**  
Oct. 21, 1998 (5-0) - Darren Puppa  
**Last Pittsburgh shutout vs. Tampa Bay:**  
Mar. 17, 1999 (2-0) - Jean-Sebastien Aubin  
**Last Tampa Bay hat-trick vs. Pittsburgh:**  
Nov. 8, 2002 - Vincent Lecavalier  
**Last Pittsburgh hat-trick vs. Tampa Bay:** None  
**Last Pittsburgh trade with Tampa Bay:**  
May 12, 2003 - Marc Bergevin to Pittsburgh for a ninth round pick in the 2003 Entry Draft  
**Overtime record vs. Pittsburgh:** 2-2-5

## YEAR BY YEAR

YEAR	PIT.	ROAD	TOTAL	GF/GA
1992-93	0-0-1	1-0-0	1-0-1	8-7
1993-94	2-0-0	1-1-0	3-1-0	18-10
1994-95	1-1-0	1-0-0	2-1-0	13-10
1995-96	2-0-0	1-1-0	3-1-0	18-9
1996-97	1-1-0	0-1-1	1-2-1	18-16
1997-98	1-0-1	2-0-0	3-0-1	14-4
1998-99	2-0-0	2-1-0	4-1-0	15-10
1999-00	1-1-0	0-2-0	1-3-0	10-14
2000-01	2-0-0	0-1-1	2-1-1	9-10
2001-02	2-0-0	0-2-0	2-2-0	11-9
2002-03	1-0-1	1-1-0	2-1-1	12-12
<b>TOTALS</b>	<b>15-3-3</b>	<b>9-10-2</b>	<b>24-13-5</b>	<b>146-111</b>

## 2003-04 SCHEDULE

Nov. 8 @ Tampa Bay, 7:30pm  
Jan 13 @ PITTSBURGH, 7:30pm  
Jan. 27 @ PITTSBURGH, 7:30pm  
Jan. 29 @ Tampa Bay, 7:00pm



# 2002-03 SEASON SERIES



2002-03	GP	W	L	T	OTL	PTS	GF	GA	PPG	SHG	PEN	PIM
PITTSBURGH	4	2	1	1	0	5	12	12	4	0	28	56
TAMPA BAY	4	1	2	1	0	3	12	12	3	0	20	40

at Pittsburgh (1-1-0-0)  
at Tampa Bay (1-0-1-0)

Oct. 19	Tampa Bay (Khabibulin) 3	at Pittsburgh (Hedberg) 3	TG - Boyle
Nov. 2	Tampa Bay (Khabibulin) 3	at PITTSBURGH (Hedberg) 5	WG - Manderville
Nov. 8	Pittsburgh (Hedberg) 1	at TAMPA BAY (Khabibulin) 4	WG - Lecavallier
Jan. 17	PITTSBURGH (Caron) 3	at Tampa Bay (Grahame) 2	WG - Kraft

GOALS AND SHOTS BY PERIOD	1ST	2ND	3RD	OT	TOTAL
PITTSBURGH	4-28	4-30	4-30	0-3	12-91
TAMPA BAY	0-25	4-53	8-43	0-2	12-123

GOALTENDERS	GP	MP	GF	GA	ENG	SO	GAA	SH	SV%	W-L-T
Caron	1	60:00	3	2	0	0	2.00	31	.935	1-0-0
Hedberg	3	184:30	9	9	1	0	2.93	91	.901	1-1-1
<b>PITTSBURGH TOTALS</b>	<b>4</b>	<b>245:00</b>	<b>12</b>	<b>12</b>	<b>1</b>	<b>0</b>	<b>2.94</b>	<b>123</b>	<b>.902</b>	<b>2-1-1</b>
Khabibulin	3	183:52	10	8	1	0	2.61	69	.884	1-1-1
Grahame	1	58:37	2	3	0	0	3.07	21	.857	0-1-0
<b>TAMPA BAY TOTALS</b>	<b>4</b>	<b>245:00</b>	<b>12</b>	<b>12</b>	<b>1</b>	<b>0</b>	<b>2.94</b>	<b>91</b>	<b>.868</b>	<b>1-2-1</b>

**POWER-PLAY GOALS:** PITTSBURGH (4 for 19) – Kovalev (2), Hrdina (2)  
TAMPA BAY (3 for 27) – Lecavallier (2), Boyle

PITTSBURGH	GP	G	A	PTS	PIM	SH	+/-	TAMPA BAY	GP	G	A	PTS	PIM	SH	+/-
Kovalev	4	4	1	5	6	18	-1	Prospal	4	1	5	6	2	8	3
Lemieux	3	1	4	5	0	12	-2	Lecavallier	4	4	1	5	2	8	E
Hrdina	4	2	2	4	4	3	1	St. Louis	4	3	2	5	12	11	-1
Morozov	3	0	3	3	0	4	-2	Richards	3	0	4	4	0	9	1
Primeau	4	1	1	2	6	6	E	Roy	3	1	2	3	0	5	1
Straka	2	0	2	2	0	4	1	Fedotenko	4	0	3	3	0	6	-2
Bergevin	4	0	2	2	2	1	1	Clymer	2	1	1	2	2	3	2
Tarnstrom	4	0	2	2	4	7	-2	Modin	4	1	1	2	4	11	-2
Kraft	2	1	0	1	2	2	1	Kubina	4	0	2	2	2	17	E
Daigle	3	1	0	1	0	7	1	Boyle	4	1	0	1	4	7	E
LaCouture	4	1	0	1	0	2	-1	Cullimore	3	0	1	1	2	1	-1
Manderville	4	1	0	1	0	4	-1	Keefe	3	0	1	1	0	4	1
Robitaille	1	0	1	1	0	2	1	Sarich	4	0	1	1	0	5	-1
Rozsival	3	0	1	1	4	2	2	Alexeev	1	0	0	0	0	1	E
Nieminen	4	0	1	1	4	5	-1	Dingman	1	0	0	0	2	0	E
Beech	1	0	0	0	0	1	1	Grahame	1	0	0	0	0	0	--
Caron	1	0	0	0	0	0	--	Pratt	2	0	0	0	2	4	1
Kostopoulos	1	0	0	0	0	0	E	Khabibulin	3	0	0	0	0	0	--
Melichar	1	0	0	0	2	0	-1	Lukowich	3	0	0	0	0	3	E
Sivek	1	0	0	0	0	0	1	Svitov	3	0	0	0	0	2	E
Donovan	2	0	0	0	0	1	-1	Andreychuk	4	0	0	0	2	10	-2
Jonsson	2	0	0	0	4	1	2	Neckar	4	0	0	0	0	0	3
Hedberg	3	0	0	0	2	0	--	Olvestad	4	0	0	0	4	4	E
Laukanen	3	0	0	0	4	3	-1	Taylor	4	0	0	0	0	4	1
McKenna	4	0	0	0	4	0	-2								
Moran	4	0	0	0	4	4	-3								
Pushor	4	0	0	0	0	2	E								
Bench	4	--	--	--	4	--	--								
<b>TOTALS</b>	<b>4</b>	<b>12</b>	<b>20</b>	<b>32</b>	<b>56</b>	<b>91</b>		<b>TOTALS</b>	<b>4</b>	<b>12</b>	<b>24</b>	<b>36</b>	<b>40</b>	<b>123</b>	



# TORONTO MAPLE LEAFS



ALEXANDER MOGILNY

### All-Time NHL Record:

2373-2303-773-15

### Stanley Cup Titles:

13 (1918, 1922, 1932, 1942, 1945, 1947-49, 1951, 1962-64 and 1967)

### Founded:

1927

### Location:

40 Bay Street, Suite 400, Toronto, ON M5J 2X2

### General Office Phone:

(416) 815-5700

### Arena (Capacity):

Air Canada Centre (18,819)

### General Manager:

TBA

### Head Coach:

Pat Quinn

### Coach's NHL Record (Seasons):

571-439-144 (17)

### Assistant Coaches:

Keith Acton, Rick Ley

### Website:

www.mapleleafs.com

## PENGUINS vs. MAPLE LEAFS

**2002-03 Record:** 44-28-7-3; Second place, Northeast Division, 9th overall

**2003 Playoff Record:** Lost to Philadelphia, 4-3, ECOF

**2002-03 Top Scorer:** Alexander Mogilny (33-46-79)

### All-time Toronto scorer vs. Pittsburgh:

Darryl Sittler (53gp, 29-37-66)

### All-time Pittsburgh scorer vs. Toronto:

Mario Lemieux (33gp, 31-40-71)

### Longest Toronto win streak vs. Pittsburgh:

4, Feb. 17, 1971-Dec. 28, 1971

### Longest Pittsburgh win streak vs. Toronto:

6, Dec. 30, 1974-Feb. 19, 1976

### Longest Toronto undefeated streak vs. Pittsburgh:

8, Jan. 13, 1968-Mar. 1, 1969 (4-0-4)

### Longest Pittsburgh undefeated streak vs. Toronto:

6, Dec. 30, 1974-Feb. 19, 1976 (6-0-0)

### Last Toronto win at home:

Dec. 10, 2002 (4-2) (0-0-0 since last win)

### Last Pittsburgh win at home:

Nov. 1, 2001 (3-1) (0-3-0 since last win)

### Last Toronto win at Pittsburgh:

Jan. 9, 2003 (4-2) (0-0-0 since last win)

### Last Pittsburgh win at Toronto:

Oct. 14, 2002 (5-4) (0-1-0 since last win)

### Most goals by Toronto vs. Pittsburgh:

9, Jan. 7, 1980 (T, 9-5)

### Most goals by Pittsburgh vs. Toronto:

12, Dec. 26, 1991 (P, 12-1)

### Most goals by both teams:

15, Feb. 21, 1991 (P, 11-4)

### Last Toronto shutout vs. Pittsburgh:

Oct. 10, 2002 (6-0) - Ed Belfour

### Last Pittsburgh shutout vs. Toronto:

Dec. 4, 2001 (1-0) - Johan Hedberg

### Last Toronto hat-trick vs. Pittsburgh:

Mar. 5, 1980 - Darryl Sittler

### Last Pittsburgh hat-trick vs. Toronto:

Feb. 18, 1992 - Joe Mullen

### Last Pittsburgh trade with Toronto:

July 8, 1995, Dimitri Mironov and second round choice in 1995 Entry Draft to Pittsburgh for Larry Murphy

Overtime record vs. Pittsburgh: 2-1-3

## YEAR BY YEAR

YEAR	PIT.	ROAD	TOTAL	GF/GA
1967-68	1-0-1	1-1-0	2-1-1	9-14
1968-69	0-2-1	0-1-2	0-3-3	11-19
1969-70	1-0-2	1-2-0	2-2-2	14-19
1970-71	2-1-0	0-2-1	2-3-1	18-18
1971-72	1-2-0	1-2-0	2-4-0	13-14
1972-73	2-1-0	0-1-1	2-2-1	18-17
1973-74	0-2-0	1-1-1	1-3-1	13-20
1974-75	2-0-0	2-1-0	4-1-0	31-21
1975-76	3-0-0	1-1-0	4-1-0	32-18
1976-77	1-1-0	1-0-2	2-1-2	19-16
1977-78	1-2-0	2-0-0	3-2-0	17-22
1978-79	1-1-0	0-2-0	1-3-0	10-19
1979-80	1-1-0	1-1-0	2-2-0	18-20
1980-81	1-1-0	0-1-1	1-2-1	15-16
1981-82	0-1-1	0-0-1	0-1-2	10-12
1982-83	1-0-0	0-2-0	1-2-0	8-15
1983-84	1-1-0	0-0-1	1-1-1	8-7
1984-85	0-1-0	2-0-0	2-1-0	12-9
1985-86	2-0-0	1-0-0	3-0-0	18-9
1986-87	1-0-0	0-2-0	1-2-0	12-13
1987-88	1-1-0	1-0-0	2-1-0	9-9
1988-89	1-0-0	1-1-0	2-1-0	16-10
1989-90	1-1-0	0-1-0	1-2-0	17-21
1990-91	1-0-0	1-1-0	2-1-0	20-15
1991-92	2-0-0	0-1-0	2-1-0	22-8
1992-93	0-0-1	0-1-0	0-1-1	5-7
1993-94	0-1-0	0-0-1	0-1-1	6-8
1994-95	Did Not Play			
1995-96	1-0-0	0-1-0	1-1-0	9-7
1996-97	1-0-0	1-0-0	2-0-0	12-8
1997-98	1-0-0	1-0-0	2-0-0	8-1
1998-99	1-1-0	1-1-0	2-2-0	13-13
1999-00	2-0-0	1-1-0	3-1-0	14-8
2000-01	1-1-0	0-1-0	1-2-0	10-12
2001-02	1-1-0	1-1-0	2-2-0	6-10
2002-03	0-2-0	1-1-0	1-3-0	9-18
<b>TOTALS</b>	<b>36-25-6</b>	<b>23-31-11</b>	<b>59-56-17</b>	<b>482-473</b>

## 2003-04 SCHEDULE

Nov. 4 @ Toronto, 7:30pm  
 Jan. 5 @ PITTSBURGH, 7:30pm  
 Feb. 16 @ PITTSBURGH, 7:30pm  
 March 11 @ Toronto, 7:30pm





# 2002-03 SEASON SERIES



2002-03	GP	W	L	T	OTL	PTS	GF	GA	PPG	SHG	PEN	PIM
PITTSBURGH	4	1	3	0	0	2	9	18	5	1	22	50
TORONTO	4	3	1	0	0	6	18	9	6	1	30	66
at Pittsburgh	(0-2-0-0)											
at Toronto	(1-1-0-0)											
Oct. 10	TORONTO (Belfour) 6					at Pittsburgh (Hedberg) 0					WG - Mogilny	
Oct. 14	PITTSBURGH (Aubin/HEDBERG) 5					at Toronto (Kidd) 4					WG - Lemieux	
Dec. 10	Pittsburgh (Aubin) 2					at TORONTO (Belfour) 4					WG - Sundin	
Jan. 9	TORONTO (Belfour) 4					at Pittsburgh (Aubin) 2					WG - Antropov	

GOALS AND SHOTS BY PERIOD	1ST	2ND	3RD	OT	TOTAL
PITTSBURGH	1-38	5-29	3-29	--	9-96
TORONTO	6-29	4-35	8-39	--	18-103


GOALTENDERS	GP	MP	GF	GA	ENG	SO	GAA	SH	SV%	W-L-T
Hedberg	2	111:32	5	9	0	0	4.84	55	.836	1-1-0
Aubin	3	127:36	4	7	2	0	3.29	46	.848	0-2-0
<b>PITTSBURGH TOTALS</b>	<b>4</b>	<b>240:00</b>	<b>9</b>	<b>18</b>	<b>2</b>	<b>0</b>	<b>4.50</b>	<b>103</b>	<b>.825</b>	<b>1-3-0</b>
Belfour	3	180:00	14	4	0	1	1.33	74	.946	3-0-0
Kidd	1	58:54	4	5	0	0	5.09	22	.773	0-1-0
<b>TORONTO TOTALS</b>	<b>4</b>	<b>240:00</b>	<b>18</b>	<b>9</b>	<b>0</b>	<b>1</b>	<b>2.25</b>	<b>96</b>	<b>.906</b>	<b>3-1-0</b>

<b>POWER-PLAY GOALS:</b>	PITTSBURGH (5 for 28) – Lemieux (2), Morozov (2), McKenna TORONTO (6 for 19) – Mogilny (2), Sundin (2), Tucker, Domi
<b>SHORT-HANDED GOALS:</b>	PITTSBURGH (1) – Nieminen TORONTO (1) – Green

PITTSBURGH	GP	G	A	PTS	PIM	SH	+/-	TORONTO	GP	G	A	PTS	PIM	SH	+/-
Lemieux	3	3	3	6	2	13	E	Mogilny	4	4	5	9	0	11	4
Morozov	3	2	2	4	2	3	1	Sundin	3	5	3	8	0	8	3
Kovalev	4	1	2	3	12	18	-4	Tucker	4	1	6	7	6	10	2
Hrdina	3	0	2	2	2	2	-1	Antropov	4	2	2	4	6	5	5
Primeau	4	0	2	2	2	3	-3	Green	4	1	2	3	4	1	3
Donovan	3	1	0	1	0	6	-1	Kaberle	4	0	3	3	2	6	5
McKenna	3	1	0	1	5	2	-1	Reichel	4	0	3	3	0	2	1
Nieminen	4	1	0	1	0	8	-5	Hoglund	4	1	1	2	2	3	1
Kostopoulos	1	0	1	1	0	2	-2	Fitzgerald	3	0	2	2	4	5	2
Kraft	1	0	1	1	0	0	-3	Healey	2	1	0	1	0	6	1
Hedberg	2	0	1	1	2	0	--	Pilar	2	1	0	1	2	6	-1
Rozsival	3	0	1	1	4	5	-2	Domi	4	1	0	1	7	5	-1
Manderville	4	0	1	1	0	2	-2	Lumme	4	1	0	1	2	5	4
Pushor	4	0	1	1	0	2	-2	Ponikarovskiy	1	0	1	1	0	0	1
Beech	1	0	0	0	0	0	E	Belfour	3	0	1	1	0	0	--
Laukkanen	1	0	0	0	2	0	-1	Renberg	3	0	1	1	4	4	1
Lupaschuk	1	0	0	0	0	0	-1	McCabe	4	0	1	1	6	10	4
Melchar	1	0	0	0	0	0	-1	Svehla	4	0	1	1	4	5	5
Orpik	1	0	0	0	0	1	E	Belak	1	0	0	0	7	0	1
Straka	1	0	0	0	0	3	-2	Gavey	1	0	0	0	0	2	E
Tarnstrom	1	0	0	0	2	1	2	Kidd	1	0	0	0	0	0	--
Vujtek	1	0	0	0	0	1	-3	Corson	2	0	0	0	0	2	E
Ference	2	0	0	0	2	3	-2	Jackman	2	0	0	0	2	2	E
LaCouture	2	0	0	0	5	2	-1	Berg	4	0	0	0	4	0	-1
Sivek	2	0	0	0	0	5	E	McCauley	4	0	0	0	2	5	-1
Aubin	3	0	0	0	0	0	--	Bench	4	--	--	--	2	--	--
Bergevin	3	0	0	0	0	0	-2								
Daigle	3	0	0	0	0	4	E								
Jonsson	4	0	0	0	2	1	-4								
Moran	4	0	0	0	0	7	-1								
Robitaille	4	0	0	0	2	2	-2								
Bench	4	--	--	--	4	--	--								
<b>TOTALS</b>	<b>4</b>	<b>9</b>	<b>17</b>	<b>26</b>	<b>50</b>	<b>96</b>		<b>TOTALS</b>	<b>4</b>	<b>18</b>	<b>32</b>	<b>50</b>	<b>66</b>	<b>103</b>	



# VANCOUVER CANUCKS



MARKUS NASLUND

**All-Time NHL Record:**

981-1243-381-19

**Stanley Cup Titles:**

None

**Founded:**

1970

**Location:**

800 Griffiths Way,  
Vancouver, BC V6B 6G1

**General Office Phone:**

(604) 899-4600

**Arena (Capacity):**

General Motors Place (18,422)

**President & General Manager:**

Brian Burke

**Head Coach:**

Marc Crawford

**Coach's NHL Record (Seasons):**

326-240-95-(9)

**Assistant Coaches:**

Jack McIlhargey, Mike

Johnston

**Website:**

www.canucks.com

## PENGUINS vs. CANUCKS

**2002-03 Record:** 45-23-13-1; Second place, Northwest Division, 7th overall

**2003 Playoff Record:** Defeated St. Louis, 4-2, WCQF; Lost to Minnesota, 4-3, WCSF

**2002-03 Top Scorer:** Markus Naslund (48-56-104)

**All-time Vancouver scorer vs. Pittsburgh:**

Don Lever (33gp, 17-17-34)

**All-time Pittsburgh scorer vs. Vancouver:**

Mario Lemieux (28gp, 26-35-61)

**Longest Vancouver win streak vs. Pittsburgh:**

3, Nov. 21, 2001-Feb. 4, 2003 (Current)

**Longest Pittsburgh win streak vs. Vancouver:**

9, Mar. 5, 1991-Feb. 27, 1996

**Longest Vancouver undefeated streak vs. Pittsburgh:**

4, Nov. 26, 1980-Mar. 17, 1981 (3-0-1)

**Longest Pittsburgh undefeated streak vs. Vancouver:**

9, Mar. 5, 1991-Feb. 27, 1996 (9-0-0)

**Last Vancouver win at home:**

Jan. 15, 2002 (5-2) (0-0-0 since last win)

**Last Pittsburgh win at home:**

Feb. 14, 2000 (3-0) (0-2-0 since last win)

**Last Vancouver win at Pittsburgh:**

Feb. 4, 2003 (3-2) (0-0-0 since last win)

**Last Pittsburgh win at Vancouver:**

Nov. 3, 2000 (4-2) (0-1-0 since last win)

**Most goals by Vancouver vs. Pittsburgh:**

10, Dec. 19, 1980 (V, 10-4)

**Most goals by Pittsburgh vs. Vancouver:**

9, Oct. 6, 1976 (P, 9-5); Mar. 13, 1979 (P, 9-3);

Feb. 15, 1986 (P, 9-4)

**Most goals by both teams:**

14, four times, last time – Feb. 29, 1984 (V, 9-5)

**Last Vancouver shutout vs. Pittsburgh:**

Feb. 17, 1988 (5-0) – Kirk McLean

**Last Pittsburgh shutout vs. Vancouver:**

Feb. 14, 2000 (3-0) – Jean-Sebastien Aubin

**Last Vancouver hat-trick vs. Pittsburgh:**

Jan. 7, 1989 – Tony Tanti

**Last Pittsburgh hat-trick vs. Vancouver:**

Jan. 23, 1987 – Mario Lemieux

**Last Pittsburgh trade with Vancouver:**

Mar. 20, 1996 – Alek Stojanov to Pittsburgh for Markus Naslund

## YEAR BY YEAR

YEAR	PIT.	ROAD	TOTAL	GF/GA
1970-71	3-0-0	1-1-1	4-1-1	24-15
1971-72	2-1-0	2-1-0	4-2-0	21-20
1972-73	2-1-0	1-1-0	3-2-0	18-14
1973-74	2-0-0	2-1-0	4-1-0	27-16
1974-75	2-0-0	1-1-0	3-1-0	18-15
1975-76	1-0-1	1-1-0	2-1-1	16-15
1976-77	1-0-1	1-1-0	2-1-1	16-10
1977-78	1-1-0	0-1-1	1-2-1	16-16
1978-79	1-1-0	2-0-0	3-1-0	24-16
1979-80	1-0-1	1-1-0	2-1-1	13-12
1980-81	0-1-1	0-2-0	0-3-1	13-23
1981-82	1-0-0	1-0-1	2-0-1	13-10
1982-83	1-1-0	0-1-0	1-2-0	10-17
1983-84	0-1-0	1-1-0	1-2-0	12-14
1984-85	2-0-0	0-1-0	2-1-0	17-14
1985-86	1-0-0	1-1-0	2-1-0	18-11
1986-87	0-0-2	1-0-0	1-0-2	11-5
1987-88	1-0-0	0-2-0	1-2-0	10-14
1988-89	1-1-0	1-0-0	2-1-0	14-12
1989-90	1-0-0	0-2-0	1-2-0	10-13
1990-91	1-0-1	0-1-0	1-1-1	9-7
1991-92	1-0-0	1-0-0	2-0-0	11-6
1992-93	1-0-0	1-0-0	2-0-0	10-3
1993-94	1-0-0	1-0-0	2-0-0	8-5
1994-95	Did Not Play			
1995-96	1-0-0	1-0-0	2-0-0	15-9
1996-97	1-0-0	0-1-0	1-1-0	7-6
1997-98	1-0-0	1-0-0	2-0-0	10-8
1998-99	1-0-0	0-0-1	1-0-1	8-7
1999-00	1-0-0	0-0-0	1-0-0	3-0
2000-01	0-0-0	1-0-0	1-0-0	4-2
2001-02	0-1-0	0-1-0	0-2-0	3-9
2002-03	0-1-0	0-0-0	0-1-0	2-3
<b>TOTALS</b>	<b>33-10-7</b>	<b>23-22-4</b>	<b>56-32-11</b>	<b>411-347</b>

## 2003-04 SCHEDULE

Dec. 9 @ Vancouver 10:00pm

# 2002-03 SEASON SERIES



2002-03	GP	W	L	T	OTL	PTS	GF	GA	PPG	SHG	PEN	PIM	
PITTSBURGH	1	0	1	0	0	0	2	3	0	0	6	12	
VANCOUVER	1	1	0	0	0	2	3	2	1	1	7	14	
at Pittsburgh		(0-1-0-0)											
at Vancouver		(0-0-0-0)											
Feb. 4		VANCOUVER (Cloutier) 3				at Pittsburgh (Caron) 2				WG - Lindgren			

GOALS AND SHOTS BY PERIOD	1ST	2ND	3RD	OT	TOTAL
PITTSBURGH	0-12	1-14	1-6	--	2-32
VANCOUVER	2-14	1-11	0-14	--	3-39


GOALTENDERS	GP	MP	GF	GA	ENG	SO	GAA	SH	SV%	W-L-T
Caron	1	58:50	2	3	0	0	3.06	39	.923	0-1-0
<b>PITTSBURGH TOTALS</b>	<b>1</b>	<b>60:00</b>	<b>2</b>	<b>3</b>	<b>0</b>	<b>0</b>	<b>3.00</b>	<b>39</b>	<b>.923</b>	<b>0-1-0</b>
Cloutier	1	60:00	3	2	0	0	2.00	32	.938	1-0-0
<b>VANCOUVER TOTALS</b>	<b>1</b>	<b>60:00</b>	<b>3</b>	<b>2</b>	<b>0</b>	<b>0</b>	<b>2.00</b>	<b>32</b>	<b>.938</b>	<b>1-0-0</b>

<b>POWER-PLAY GOALS:</b>	PITTSBURGH (0 for 5) VANCOUVER (1 for 4) - H. Sedin
<b>SHORT-HANDED GOALS:</b>	VANCOUVER (1) - Lindgren

PITTSBURGH	GP	G	A	PTS	PIM	SH	+/-	VANCOUVER	GP	G	A	PTS	PIM	SH	+/-
Kovalev	1	2	0	2	2	10	1	Cooke	1	1	0	1	2	1	1
Straka	1	0	2	2	0	1	1	Lindgren	1	1	0	1	0	3	1
Lemieux	1	0	1	1	0	4	E	H. Sedin	1	1	0	1	0	2	E
Bergevin	1	0	0	0	0	0	E	Bertuzzi	1	0	1	1	0	4	-2
Caron	1	0	0	0	0	0	--	Naslund	1	0	1	1	0	4	-2
Donovan	1	0	0	0	2	0	E	Allen	1	0	0	0	0	2	E
Hrdina	1	0	0	0	0	4	-1	Baron	1	0	0	0	0	0	1
Jonsson	1	0	0	0	0	2	E	Chubarov	1	0	0	0	0	0	1
Kraft	1	0	0	0	0	1	-1	Cloutier	1	0	0	0	0	0	--
LaCouture	1	0	0	0	0	0	E	Jovanovski	1	0	0	0	0	1	E
Manderville	1	0	0	0	2	1	E	Klatt	1	0	0	0	0	1	E
Moran	1	0	0	0	2	0	1	Letkowski	1	0	0	0	0	3	1
Nieminen	1	0	0	0	2	0	E	Linden	1	0	0	0	0	3	1
Primeau	1	0	0	0	0	1	E	Morrison	1	0	0	0	0	1	-2
Pushor	1	0	0	0	0	3	E	Ohlund	1	0	0	0	0	1	-1
Robitaille	1	0	0	0	0	2	-1	Ruutu	1	0	0	0	6	2	E
Rozsival	1	0	0	0	0	0	E	Salo	1	0	0	0	0	3	1
Sivek	1	0	0	0	0	0	E	D. Sedin	1	0	0	0	0	4	E
Tarnstrom	1	0	0	0	0	3	E	Sopel	1	0	0	0	2	4	-1
Bench	1	--	--	--	2	--	--	Bench	1	--	--	--	4	--	--
<b>TOTALS</b>	<b>1</b>	<b>2</b>	<b>3</b>	<b>5</b>	<b>12</b>	<b>32</b>		<b>TOTALS</b>	<b>1</b>	<b>3</b>	<b>2</b>	<b>5</b>	<b>14</b>	<b>39</b>	



# WASHINGTON CAPITALS



JAROMIR JAGR

**All-Time NHL Record:**

988-1017-293-14

**Stanley Cup Titles:**

None

**Founded:**

1974

**Location:**

401 9th Street NW, Suite 750,  
Washington D.C. 20004

**General Office Phone:**

(202) 266-2200

**Arena (Capacity):**

MCI Center (18,762)

**Owner, President & Governor:**

Dick Patrick

**General Manager:**

George McPhee

**Head Coach:**

Bruce Cassidy

**Coach's NHL Record (Seasons):**

39-35-8 (1)

**Assistant Coaches:**

Randy Carlyle, Glen Hanlon

**Website:**

www.washingtoncaps.com

## PENGUINS vs. CAPITALS

**2002-03 Record:** 39-29-8-6; Second place, Southeast Division, 13th overall

**2003 Playoff Record:** Lost to Tampa Bay, 4-2, ECQF

**2002-03 Top Scorer:** Jaromir Jagr (36-41-77)

**All-time Washington scorer vs. Pittsburgh:**

Mike Gartner (60gp, 39-36-75)

**All-time Pittsburgh scorer vs. Washington:**

Mario Lemieux (60gp, 51-50-101)

**Longest Washington win streak vs. Pittsburgh:**

9, Dec. 2, 1984-Nov. 20, 1985

**Longest Pittsburgh win streak vs. Washington:**

7, Feb. 2, 1988-Nov. 30, 1988

**Longest Washington undefeated streak vs. Pittsburgh:**

16, Oct. 25, 1983-Nov. 20, 1985 (15-0-1)

**Longest Pittsburgh undefeated streak vs. Washington:**

7, Feb. 2, 1988-Nov. 20, 1985 (7-0-0)

**Last Washington win at home:**

Apr. 5, 2003 (5-3) (0-0-0 since last win)

**Last Pittsburgh win at home:**

Oct. 28, 2002 (3-2) (0-1-0 since last win)

**Last Washington win at Pittsburgh:**

Dec. 3, 2002 (4-1) (0-0-0 since last win)

**Last Pittsburgh win at Washington:**

Jan. 8, 2001 (5-3) (0-3-2 since last win)

**Most goals by Washington vs. Pittsburgh:**

9, Mar. 1, 1984 (W, 9-1); Dec. 2, 1984 (W, 9-1)

**Most goals by Pittsburgh vs. Washington:**

12, Mar. 15, 1975 (P, 12-1)

**Most goals by both teams:**

15, Oct. 11, 1988 (P, 8-7)

**Last Washington shutout vs. Pittsburgh:**

Oct. 29, 1991 (8-0) - Don Beaupre

**Last Pittsburgh shutout vs. Washington:**

Dec. 9, 1999 (3-0) - Jean-Sebastien Aubin

**Last Washington hat-trick vs. Pittsburgh:**

Nov. 1, 1996 - Joe Juneau

**Last Pittsburgh hat-trick vs. Washington:**

Jan. 8, 2001 - Martin Straka

**Last Pittsburgh trade with Washington:**

July 11, 2001 - Kris Beech, Ross Lupaschuk and Michal Sivek to Pittsburgh for Jaromir Jagr and Frantisek Kucera

**Overtime record vs. Pittsburgh:** 3-6-9

## YEAR BY YEAR

YEAR	PIT.	ROAD	TOTAL	GF/GA
1974-75	3-0-0	2-1-0	5-1-0	36-13
1975-76	2-1-0	2-0-1	4-1-1	36-23
1976-77	1-2-0	0-2-1	1-4-1	16-22
1977-78	0-2-1	1-2-0	1-4-1	15-20
1978-79	2-1-1	2-2-0	4-3-1	32-28
1979-80	2-0-0	1-1-0	3-1-0	16-10
1980-81	0-1-1	2-0-0	2-1-1	18-14
1981-82	2-1-1	3-1-0	5-2-1	40-33
1982-83	1-2-0	0-3-1	1-5-1	23-36
1983-84	0-4-0	1-2-0	1-6-0	12-28
1984-85	0-2-1	0-4-0	0-6-1	20-44
1985-86	1-3-0	0-3-0	1-6-0	22-27
1986-87	3-0-0	1-3-0	4-3-0	30-26
1987-88	3-0-1	2-1-0	5-1-1	32-23
1988-89	2-1-0	2-2-0	4-3-0	31-35
1989-90	3-1-0	2-1-0	5-2-0	34-28
1990-91	2-1-0	2-1-1	4-2-1	29-26
1991-92	1-2-0	1-3-0	2-5-0	21-35
1992-93	3-0-0	2-1-1	5-1-1	32-22
1993-94	1-1-0	0-1-1	1-2-1	14-18
1994-95	1-1-0	1-1-0	2-2-0	10-11
1995-96	2-0-0	1-1-0	3-1-0	12-8
1996-97	2-0-0	1-1-0	3-1-0	14-11
1997-98	0-1-1	1-0-1	1-1-2	9-9
1998-99	2-0-0	0-2-0	2-2-0	17-12
1999-00	2-0-0	1-1-0	3-1-0	12-8
2000-01	1-1-0	1-1-0	2-2-0	14-13
2001-02	2-0-0	0-0-2	2-0-2	16-11
2002-03	1-1-0	0-2-0	1-3-0	8-13
<b>TOTALS</b>	<b>45-29-7</b>	<b>32-43-9</b>	<b>77-72-16</b>	<b>621-607</b>

## 2003-04 SCHEDULE

Jan. 18 @ Washington, 3:00pm  
 March 16 @ PITTSBURGH, 7:30pm  
 March 30 @ Washington, 7:00pm  
 April 4 @ PITTSBURGH, 3:00pm



# 2002-03 SEASON SERIES



2002-03	GP	W	L	T	OTL	PTS	GF	GA	PPG	SHG	PEN	PIM
PITTSBURGH	4	1	3	0	0	2	8	13	2	1	17	34
WASHINGTON	4	3	1	0	0	6	13	8	0	0	17	34

at Pittsburgh (1-1-0-0)  
at Washington (0-2-0-0)

Oct. 28	Washington (Billington) 2	at PITTSBURGH (Hedberg) 3	WG - Lemieux
Dec. 3	WASHINGTON (Kolzig) 4	at Pittsburgh(Hedberg) 1	WG - Jagr
Jan. 30	Pittsburgh (Caron) 1	at WASHINGTON (Kolzig) 2	WG -Miller
Apr. 5	Pittsburgh (Hedberg) 3	at WASHINGTON (Charpentier) 5	WG - Halpern

GOALS AND SHOTS BY PERIOD	1ST	2ND	3RD	OT	TOTAL
PITTSBURGH	4-40	1-31	3-19	--	8-90
WASHINGTON	2-46	5-33	6-59	--	13-138

GOALTENDERS	GP	MP	GF	GA	ENG	SO	GAA	SH	SV%	W-L-T
Caron	1	59:14	1	2	0	0	2.03	28	.929	0-1-0
Hedberg	3	179:43	7	10	1	0	3.34	109	.908	1-2-0
<b>PITTSBURGH TOTALS</b>	<b>4</b>	<b>240:00</b>	<b>8</b>	<b>13</b>	<b>1</b>	<b>0</b>	<b>3.25</b>	<b>138</b>	<b>.906</b>	<b>1-3-0</b>
Kolzig	2	120:00	6	2	0	0	1.00	41	.951	2-0-0
Billington	1	58:54	2	3	0	0	3.06	24	.875	0-1-0
Charpentier	1	59:56	5	3	0	0	3.00	25	.880	1-0-0
<b>WASHINGTON TOTALS</b>	<b>4</b>	<b>240:00</b>	<b>13</b>	<b>8</b>	<b>0</b>	<b>0</b>	<b>2.00</b>	<b>90</b>	<b>.911</b>	<b>3-1-0</b>

**POWER-PLAY GOALS:** PITTSBURGH (2 for 15) – Lemieux, Hrdina  
WASHINGTON (0 for 15)

**SHORT-HANDED GOALS:** PITTSBURGH (1) – Donovan

PITTSBURGH	GP	G	A	PTS	PIM	SH	+/-	WASHINGTON	GP	G	A	PTS	PIM	SH	+/-
Lemieux	2	2	1	3	0	9	-1	Halpern	4	3	1	4	6	12	5
Hrdina	3	1	1	2	2	2	-5	Gonchar	4	1	3	4	0	18	3
Kovalev	3	0	2	2	6	12	-1	Miller	4	1	3	4	0	3	1
Straka	3	0	2	2	0	4	E	Nylander	3	0	4	4	2	3	3
Tarnstrom	3	0	2	2	6	6	-1	Bondra	4	3	0	3	4	20	1
Lintner	1	1	0	1	0	4	-2	Lang	4	1	2	3	0	10	E
Donovan	2	1	0	1	2	2	1	Ciernik	2	2	0	2	4	5	1
Rozival	2	1	0	1	0	3	-1	Zubrus	3	1	1	2	0	4	2
Nieminen	4	1	0	1	4	4	-4	Jagr	4	1	1	2	0	15	2
Pushor	4	1	0	1	0	4	-1	Klee	3	0	2	2	4	5	3
Ference	1	0	1	1	0	1	-2	Grier	4	0	2	2	0	5	3
Surovy	1	0	1	1	0	1	-1	C. Johansson	4	0	2	2	2	12	2
Morozov	2	0	1	1	2	6	-2	Witt	2	0	1	1	0	2	E
Primeau	3	0	1	1	2	3	-2	Berry	3	0	1	1	0	5	3
Manderville	4	0	1	1	2	1	1	Doig	3	0	1	1	6	1	3
McKenna	4	0	1	1	0	0	1	Billington	1	0	0	0	0	0	--
Bouchard	1	0	0	0	0	0	-1	Boumediene	1	0	0	0	0	1	-1
Caron	1	0	0	0	0	0	--	Charpentier	1	0	0	0	0	0	--
Fata	1	0	0	0	2	3	E	Eminger	1	0	0	0	0	1	E
Focht	1	0	0	0	0	1	-1	Farrell	1	0	0	0	0	2	E
Heins	1	0	0	0	2	1	E	Forbes	1	0	0	0	0	1	E
M. Johansson	1	0	0	0	0	0	-1	Fortin	1	0	0	0	0	3	1
Koltsov	1	0	0	0	0	1	-1	Green	1	0	0	0	0	2	E
Kraft	1	0	0	0	0	0	-1	Henry	1	0	0	0	0	0	E
Lefebvre	1	0	0	0	0	2	-1	Simon	1	0	0	0	0	1	E
Meloche	1	0	0	0	0	5	-1	Whitfield	1	0	0	0	0	0	E
Samuelsson	1	0	0	0	0	0	-1	Kolzig	2	0	0	0	0	0	--
Vujtek	1	0	0	0	0	1	E	Kwiatkowski	2	0	0	0	0	2	1
Daigle	2	0	0	0	2	3	-1	Metropolit	2	0	0	0	0	1	E
LaCouture	2	0	0	0	0	0	-1	Salomonsson	2	0	0	0	2	0	E
Laukkanen	2	0	0	0	0	0	-1	Konowalchuk	3	0	0	0	0	4	1
Robitaille	2	0	0	0	0	3	E	Sutherby	3	0	0	0	2	0	1
Sivek	2	0	0	0	0	0	E	Bench	4	--	--	--	2	--	
Bergevin	3	0	0	0	2	2	-3								
Hedberg	3	0	0	0	0	0	--								
Jonsson	3	0	0	0	0	1	-1								
Moran	3	0	0	0	0	5	-3								
<b>TOTALS</b>	<b>4</b>	<b>8</b>	<b>14</b>	<b>22</b>	<b>34</b>	<b>90</b>		<b>TOTALS</b>	<b>4</b>	<b>13</b>	<b>24</b>	<b>37</b>	<b>34</b>	<b>138</b>	



# ALL-TIME LEADERS VS. PITTSBURGH

#	PLAYERS	TEAM(S)	GP	G	A	PTS	PIM	PP	SH	GW
1	GRETZKY, Wayne	Edm., LA, St.L., NYR	57	44	80	124	14	7	3	8
2	CLARKE, Bobby	Phi.	76	44	64	108	67	9	6	6
3	TROTTIER, Bryan	NYI	82	47	58	105	58	18	2	5
4	MESSIER, Mark*	Edm., NYR, Van.	80	36	69	105	140	12	2	3
5	DIONNE, Marcel	Det., LA, NYR	82	41	62	103	40	8	2	4
6	LAFLEUR, Guy	Mtl., NYR, Que.	73	47	55	102	25	12	2	10
7	GARTNER, Mike	Wsh., Min., NYR, Tor., Pho.	94	56	45	101	110	22	2	6
8	PARK, Brad	NYR, Bos., Det.	64	31	59	90	90	15	2	6
9	PERREAULT, Gilbert	Buf.	69	39	51	90	16	11	0	10
10	LEETCH, Brian*	NYR	69	18	69	87	41	10	2	1
11	BOURQUE, Ray	Bos., Col	74	21	64	85	63	8	3	3
12	ESPOSITO, Phil	Bos., NYR	65	40	44	84	54	16	1	8
13	SITTLER, Darryl	Tor., Phi., Det.	71	37	46	83	69	10	0	6
14	MULLER, Kirk*	NJ, Mtl., NYI, Tor., Fla., Dal	80	28	53	81	120	16	0	4
15	OATES, Adam*	Stl, Det, Bos, Wsh, Phi, Ana	60	20	58	78	12	6	0	2
16	RATELLE, Jean	NYR, Bos.	67	31	46	77	12	6	0	5
17	RIDLEY, Mike	NYR, Wsh., Van.	62	33	43	76	37	14	0	3
18	LAFONTAINE, Pat	NYI, Buf., NYR	67	37	39	76	30	17	1	3
19	BOSSY, Mike	NYI	53	42	31	73	12	17	0	9
20	STATSNY, Peter	Que., NJ	51	32	40	72	33	14	1	3
21	PROPP, Brian	Phi., Min., Hfd.	73	27	45	72	91	7	1	2
22	POTVIN, Denis	NYI	74	11	61	72	117	8	0	2
23	MIKITA, Stan	Chi.	52	32	39	71	51	5	1	6
24	BUCYK, John	Bos.	54	15	56	71	6	3	0	2
25	GORING, Butch	LA, NYI	80	34	37	71	12	9	6	3

GAMES PLAYED		GOALS		ASSISTS		PENALTY MINUTES	
1	S. Stevens* 114	1	M. Gartner 56	1	W. Gretzky 80	1	S. Stevens* 282
2	M. Gartner 94	2	B. Trottier 47	2	M. Messier* 69	2	D. Hunter 252
3	D. Hunter 83	3	G. Lafleur 47	3	R. Bourque 64	3	R. Tocchet 238
4	B. Trottier 82	4	B. Clarke 44	5	B. Clarke 64	4	C. Nilan 195
	M. Dionne 82		W. Gretzky 44	5	M. Dionne 62	5	K. Daneyko 191

#	GOALTENDER	TEAM(S)	GP	MP	GA	GAA	SO	W-L-T
1	WAKELY, Ernie	St. L	11	595	17	1.71	5	7-2-1
2	DUNHAM, Mike*	NJ, Nsh, NYR	8	363	11	1.82	4	5-1-0
3	VOKOUN, Tomas*	Nsh	7	433	14	1.94	2	2-3-2
4	PARENT, Bernie	Tor., Phi.	36	2160	71	1.97	10	21-9-6
5	GRAHAME, John*	Bos	7	424	14	1.98	0	5-1-1
6	GAMBLE, Bruce	Phi., Tor.	15	882	27	2.04	5	7-3-3
7	EDWARDS, Roy	Det.	17	992	35	2.11	1	10-3-4
8	HALL, Glenn	St.L.	11	660	24	2.18	1	5-2-3
9	LALIME, Patrick*	Ana, Ott	11	629	23	2.19	2	6-4-1
10	DAFOE, Byron*	LA, Bos	15	766	28	2.19	1	7-4-2
11	WEEKES, Kevin*	NYI, TB, Car	10	545	20	2.20	1	4-4-1
12	CLOUTIER, Dan*	NYR, TB, Van	7	424	16	2.26	0	5-1-1
13	SHIELDS, Steve*	Buf, SJ, Ana, Bos	8	448	17	2.27	0	3-2-2
14	CECHMANEK, R.*	Phi	10	498	19	2.29	1	6-3-0
15	THEODORE, Jose*	Mtl	12	726	28	2.31	2	8-3-1
16	GIACOMIN, Ed	NYR, Det.	32	1900	74	2.33	7	20-7-4
17	CROZIER, Roger	Buf.	20	1055	42	2.39	1	10-1-6
18	RIGGIN, Pat	Atl., Cgy., Wsh., Bos.	14	840	34	2.43	2	9-2-3
19	PLANTE, Jacques	St. L	20	1107	45	2.44	1	10-6-3
20	ROY, Patrick	Mtl., Col.	40	2357	96	2.44	0	25-8-6

(Minimum 300 Minutes Played)

GAMES PLAYED		WINS		SHUTOUTS		SAVE PERCENTAGE	
1	R. Vachon 64	1	R. Vachon 34	1	B. Parent 10	1	E. Wakely .937
2	J. Vanbiesbrouck 63	2	T. Esposito 30	2	R. Vachon 7	2	B. Parent .935
3	T. Esposito 48	3	J. Vanbiesbrouck 27		E. Giacomini 7	3	B. Gamble .933
4	B. Smith 44	4	P. Roy 25	4	Four Tied At 5	4	G. Hall .927
5	S. Burke* 42		K. Hruddy 22			5	J. Plante .922

\* = Active Player



# ACTIVE LEADERS VS. PITTSBURGH



#	PLAYERS	TEAM(S)	GP	G	A	PTS
1	Mark Messier	Edm, NYR, Van	80	36	69	105
2	Brian Leetch	NYR	69	18	69	87
3	Adam Oates	Det, STL, Bos, Wsh, Phi, Ana	60	20	58	78
4	Scott Stevens	Wsh, STL, NJ	114	20	51	71
5	Rod Brind'Amour	STL, Phi, Car	56	24	42	66
6	Joe Sakic	Que, Col	37	26	34	60
7	Ron Francis	Hfd, Car	47	20	40	60
8	Mark Recchi	Mtl, Phi	58	20	42	62
9	Mats Sundin	Que, Tor	38	30	26	56
10	Luc Robitaille	LA, NYR, Det	39	20	34	54
11	Vincent Damphousse	Tor, Edm, Mtl, SJ	57	19	34	53
12	Dave Andreychuk	Buf, Tor, NJ, Bos, Col, TB	60	24	29	53
13	Doug Gilmour	Stl, Cgy, Tor, NJ, Chi, Buf, Mtl	51	15	36	51
14	Claude Lemieux	Mtl, NJ, Col, Phx, Dal	57	23	28	51
15	Peter Bondra	Wsh	57	23	27	50
16	Steve Yzerman	Det	40	16	32	48
17	James Patrick	NYR, Hfd, Cgy, Buf	79	8	40	48
18	Pierre Turgeon	Buf, NYI, Mtl, STL, Dal	48	16	29	45
19	Scott Mellanby	Phi, Edm, FL, STL	67	20	25	45
20	Brett Hull	Cgy, STL, Dal, Det	29	18	25	43
21	Steve Thomas	Tor, Chi, NYI, NJ	49	18	24	42

## GAMES PLAYED

1	Scott Stevens	114
2	Mark Messier	80
3	James Patrick	79
4	Brian Leetch	69
5	Scott Mellanby	67
6	Dave Andreychuk	60
	Adam Oates	60
8	Mark Recchi	58
9	Peter Bondra	57
	V. Damphousse	57
	Claude Lemieux	57
12	Rod Brind'Amour	56

## GOALS

1	Mark Messier	36
2	Mats Sundin	30
3	Joe Sakic	26
4	Dave Andreychuk	24
	Rod Brind'Amour	24
6	Peter Bondra	23
	Claude Lemieux	23
8	Ron Francis	20
	Scott Mellanby	20
	Adam Oates	20
	Mark Recchi	20
	Luc Robitaille	20
	Scott Stevens	20

## ASSISTS

1	Mark Messier	69
	Brian Leetch	69
3	Adam Oates	58
4	Scott Stevens	51
5	Rod Brind'Amour	42
	Mark Recchi	42
7	Ron Francis	40
	James Patrick	40
9	Doug Gilmour	36
10	V. Damphousse	34
	Luc Robitaille	34
	Joe Sakic	34




# ACTIVE GOALTENDERS VS. PITTSBURGH

*Italics = Did Not Play Against Pittsburgh in 2002-03*

NAME	TEAM(S)	GP	MP	GA	SO	AVG	W-L-T
Anderson, Craig	Chi	1	65	1	0	0.92	0-0-1
Belfour, Ed	Ch., Dal, Dal	19	1088	46	2	2.54	13-4-1
Blerk, Zac	TB	1	7	0	0	0.00	0-0-0
Billington, Craig	NJ, Ott., Bos., Col., Wsh	26	1318	83	1	3.79	6-12-2
Biron, Martin	Buf	11	597	31	1	3.12	1-8-2
Blackburn, Dan	NYR	4	211	7	0	1.99	1-2-0
Boucher, Brian	Phi, Phx	10	561	29	1	3.10	5-2-2
Brathwaite, Fred	Cgy	2	125	3	0	1.44	1-0-1
Brodeur, Martin	NJ	39	2081	96	3	2.77	18-14-4
Burke, Sean	NJ, Hfd, Car, Phi, Fla, Phx	42	2383	138	1	3.47	19-16-5
Cechmanek, Roman	Phi	10	498	19	1	2.29	6-3-0
Charpentier, Sebastien	Wsh	1	60	3	0	3.00	1-0-0
Cloutier, Dan	NYR, TB, Van	7	424	16	0	2.26	5-1-1
Cousineau, Marcel	Tor	1	60	6	0	6.00	0-1-0
Dafoe, Byron	LA, Bos.	15	766	28	1	2.19	7-4-2
Dampousse, J. F.	NJ	1	25	2	0	4.80	0-0-0
Denis, Mark	Clb	1	60	2	0	2.00	1-0-0
DiPietro, Rick	NYI	2	120	8	0	4.00	1-1-0
Dunham, Mike	NJ, Nsh, NYR	8	363	11	1	1.82	5-1-0
Esche, Robert	Phx, Phi	4	186	9	0	2.90	1-1-0
Essensa, Bob	Wpg., Edm., Van	13	747	35	1	2.81	4-6-1
Fankhouser, Scott	Atl	2	124	6	0	2.90	0-2-0
Fernandez, Manny	Min	3	185	5	0	1.62	1-1-1
Fichaud, Eric	NYI	4	209	13	0	3.73	0-3-0
Fiset, Stephane	Que., Col., LA	13	691	53	0	4.60	3-6-3
Flaherty, Wade	NYI	3	120	6	0	3.00	1-1-0
Garner, Tyrone	Cgy	1	60	5	0	5.00	0-1-0
Giguere, Jean-Sebastien	Ana	2	120	2	1	1.00	2-0-0
Grahame, John	Bos, TB	7	424	14	0	1.98	5-1-1
Hackett, Jeff	NYI, SJ, Chi., Mtl, Bos	17	977	49	1	3.01	6-8-3
Healy, Glenn	LA, NYI, NYR, Tor.	17	909	67	0	4.42	3-9-2
Hirsch, Corey	NYR, Van.	3	161	12	0	4.47	1-2-0
Hnlica, Milan	NYR, Atl	7	353	22	0	3.74	0-5-0
Holmqvist, Johan	NYR	1	60	4	0	4.00	0-1-0
Huet, Cristobal	LA	1	44	1	0	1.36	1-0-0
Hurme, Jani	Ott	4	244	12	0	2.95	1-2-1
Irbe, Arturs	SJ, Dal., Car	22	1272	70	0	3.30	8-8-5
Johnson, Brent	St.L	4	248	8	0	1.94	2-2-0
Joseph, Curtis	St.L., Edm., Tor	25	1429	70	1	2.94	11-12-2
Khabibulin, Nikolai	Wpg., Phx., TB	15	823	41	0	2.99	5-7-3
Kidd, Trevor	Cgy., Car., Fla, TB	13	789	43	0	3.27	4-7-2
Kiprusoff, Mikka	SJ	1	27	1	0	2.22	0-0-0
Kolzig, Olaf	Wsh.	27	1564	81	0	3.11	10-12-4
Labbe, Jean-Francois	Clb	1	60	2	0	2.00	1-0-0
Labarbera, Jason	NYR	1	70	0	0	0.00	0-0-0
Lalime, Patrick	Ott	11	629	23	2	2.19	6-4-1
Legace, Manny	Det	2	120	4	0	2.00	2-0-0
Leighton, Michael	Chi	1	35	2	0	3.43	0-1-0
Luongo, Roberto	NYI, Fla	12	732	39	3	3.20	5-6-1
Maracle, Norm	Atl	2	119	9	0	4.51	0-2-0
McLennan, Jamie	St. L., Min	2	113	4	0	2.12	1-1-0
Moss, Tyler	Cgy.	1	60	3	0	3.00	1-0-0
Nabokov, Evgeni	SJ	5	273	10	1	2.19	4-1-0
Noronen, Mika	Buf	1	60	5	0	5.00	0-1-0
Nurminen, Pasi	Atl	4	242	10	0	2.48	1-3-0
Osgood, Chris	Det, NYI	16	894	47	1	3.15	6-8-1
Potvin, Felix	Tor, Van, LA	11	637	40	0	3.77	5-5-1
Prusek, Martin	Ott	1	60	2	0	2.00	1-0-0
Rhodes, Damian	Tor., Ott., Atl	17	893	51	1	3.43	4-9-4
Richter, Mike	NYR	40	2274	132	1	3.48	13-21-4
Raycroft, Andrew	Bos	1	60	1	0	1.00	1-0-0
Roloson, Dwayne	Cgy, Buf	2	105	4	0	2.29	0-1-0
Salo, Tommy	NYI, Edm	15	871	40	0	2.75	6-8-1
Schwab, Corey	TB, NJ	7	318	15	0	2.83	2-3-0
Shields, Steve	Buf, SJ, Ana, Bos	8	448	17	0	2.27	3-2-2
Skudra, Peter	Bos, Van	3	180	4	0	1.33	3-0-0
Snow, Garth	Phi., Van, NYI	11	536	31	0	3.47	3-5-2
Storr, Jamie	LA	6	320	17	1	3.19	3-1-1
Tabaracci, Rick	Wpg., Wsh., Cgy., TB	7	280	19	0	4.07	1-3-0
Tallas, Robbie	Bos.	4	204	13	0	3.82	0-3-0
Tereri, Chris	NJ, SJ, Chi, NYI	33	1718	93	0	3.25	13-15-1
Theodore, Jose	Mtl.	12	726	28	2	2.31	8-3-1
Thibault, Jocelyn	Que., Col., Mtl., Chi	26	1364	73	2	3.21	10-7-5
Tugnut, Ron	Que., Edm., Ott., Clb, Dal	19	1069	70	0	3.93	3-13-1
Turek, Roman	Dal, StL, Cgy	5	301	15	0	2.99	1-3-1
Valliquette, Stephen	NYI	1	28	2	0	4.29	0-0-0
Vernon, Mike	Cgy., Det., SJ, Fla	22	1214	75	0	3.71	10-9-1
Vokoun, Tomas	Nsh	7	433	14	2	1.94	2-3-2
Weekes, Kevin	NYI, TB, Car	10	545	20	1	2.20	4-4-1







# PENGUINS HALL OF FAME

## Bob Johnson (1992)



Bob Johnson coached the Penguins to their first Stanley Cup Championship in 1990-91. An outstanding college coach and former head coach of the Calgary Flames, Johnson became head coach of the Penguins on June 12, 1990, and led the team to its first Patrick Division title with 88 points. The Penguins then went on to win the Patrick Division playoff title and the Wales Conference Trophy to earn the club's first trip to the Stanley Cup Finals. The Penguins claimed the Cup on May 25, 1991, with an 8-0 win at Minnesota. Johnson became only the second American-born coach to win the Cup. Just three months later, on November 26, 1991, Johnson passed away at his home in Colorado. Thanks in large part to Bob Johnson, it will always be a "Great Day for Hockey" in Pittsburgh.

## Rick Kehoe (1992)




Acquired from Toronto on September 13, 1974, Kehoe played 11 seasons with the Penguins (1974-75 to 1984-85). A right wing, he scored a career-high 55 goals in the 1980-81 season - only Mario Lemieux and Jaromir Jagr have tallied more goals in a single season with the team. With Pittsburgh, Kehoe led the team in goals and points on three occasions, recorded 25 or more goals in nine of his 11 seasons, and hit the 30-goal mark five times. With 636 regular season points as a Penguin, Kehoe ranks third in club history, trailing only Lemieux and Jagr. He also ranks third in games (722), fourth in goals (312), sixth in assists (324), fourth in power play goals (95) and fourth in hat tricks (8). He played in the NHL All-Star Game twice and won the Lady Byng Trophy in 1981.

## Jean Pronovost (1992)



Jean Pronovost played 10 seasons with the Penguins from 1968-78 and has played in more games than any other player in club history (753) with the exceptions of Mario Lemieux and Jaromir Jagr. A right wing, Pronovost became the first Penguins player to record 50 goals in a season when he tallied 52 in 1975-76. He led the team in goals five times and points twice, and recorded 20 or more goals in nine of his 10 seasons, while playing in 70 or more games in eight of those 10. Pronovost ranks third in club history with 316 goals, fifth in points (603), third in assists (287), fifth in power play goals (70) and third in game-winning goals (42). He represented the Penguins in the NHL All-Star Game on four occasions and served as team captain in 1977-78.

## Syl Apps (1994)



Syl Apps was acquired from the New York Rangers with Sheldon Kannegiesser in January of 1971. He spent six full seasons and part of two others with Pittsburgh, recording 151 goals, 349 assists and 500 points in 495 regular season games. Apps led the team in scoring three times, and currently ranks ninth on the Penguins career list in goals, fourth in assists, seventh in points, and fifth in short-handed goals. He led the Penguins in assists five times, including the 1975-76 season when he notched a career-high 99 points (32+67). He was also the MVP at the 1975 NHL All-Star Game in Montreal. For four seasons, Apps centered the famed "Century Line" that included right wing Jean Pronovost and left wing Lowell MacDonald. The trio combined for 203 points and 84 goals in 1972-73, 239 points and 107 goals in 1973-74, 214 points and 94 goals in 1974-75 and 276 points and 114 goals in 1975-76.

# PENGUINS HALL OF FAME



## Dave Burrows (1996)



Dave Burrows was one of the survivors of a dying breed - the defensive defenseman - and his perfection of the art made him one of the most popular players in Penguins history. The Penguins selected Burrows from the Chicago Blackhawks in the NHL Intra-League Draft in June of 1971. He played with the Penguins through the 1977-78 season, before being traded to Toronto for Randy Carlyle and George Ferguson in June of 1978. He was reacquired by Pittsburgh in November of 1980, and remained with the team through the 1981-82 season. Overall, he played in 724 games with Pittsburgh and Toronto, collecting 29 goals and 135 assists for 164 points. Burrows totaled just 377 penalty minutes in his career, along with just six in 29 playoff games. With the Penguins, he recorded 132 points (24+108) in 573 games and four points (1+3) in 20 post season contests. Burrows played in the 1974 and 1976 NHL All-Star Games and was chosen to play for Team Canada in 1976.

## Edward J. DeBartolo (1996)



Edward J. DeBartolo bought one-third ownership in the Penguins in 1977, then purchased the team outright one year later. The brightest moment during his tenure was the team's first Stanley Cup Championship in 1991. With patience and perseverance, the DeBartolo franchise endured a streak of six consecutive seasons without a playoff berth before beginning to rebound in the late 1980s, coming within one game of the Conference Final in 1989. He was selected as the Vectors' Pittsburgh Man of the Year in 1983, was named Youngstown State's Distinguished Citizen in 1984 and was a 1985 recipient of the Ohio Governor's Award. In 1986, DeBartolo was among 80 people chosen to receive the Ellis Island Medal of Honor, presented to American citizens who have distinguished themselves and preserved the values of their heritage. DeBartolo passed away on December 19, 1994 at the age of 85.

## Elaine Heufelder (1996)



Elaine Heufelder served the Penguins and Mellon Arena for more than 35 years. She was the executive assistant for the Civic Arena's first building manager, Charles Strong, and worked for Paul Martha, Edward J. DeBartolo Sr., Roger Marino and Mario Lemieux. Throughout her career, she played a key role in the operation of the building and the team's front office. She retired at the conclusion of the 2002-03 season.

## Mario Lemieux (1999)



Lemieux is simply the greatest player in Penguins history, the club's all-time leading scorer and the captain of Pittsburgh's two Stanley Cup Championship teams in 1990-91 and 1991-92. Drafted first overall in 1984, Lemieux recorded 613 goals and 881 assists for 1,494 points in 745 games during his first 12 seasons. He won six NHL scoring championships, three MVP trophies, two Conn Smythe trophies as MVP of the playoffs, and the Calder Trophy as Rookie of the Year in 1984-85. Lemieux then led an ownership group that brought the club out of bankruptcy in 1999. In December of 2000, he made the greatest comeback in sports history when he re-joined the team's lineup after a 3-year retirement. He currently serves the team as Chief Executive Officer.



# PENGUINS HALL OF FAME

## Jack Riley (1999)



Jack Riley was here from the very beginning. The original general manager of the Penguins, Riley assembled the first team in franchise history in 1967 and served two stints as general manager - from 1967-70 and again from 1972-74. He also was team president from 1970-72. A respected figure throughout the hockey world, Jack still serves as a consultant for the American Hockey League. "Jack was the one to pave the way for our organization," said Lemieux, his Hall of Fame classmate. "He gave us the opportunity to have a successful franchise."

## Joe Mullen (2000)



As a youngster, Joe Mullen laced up his roller skates at the corner parking lot in the Hell's Kitchen section of New York City. Years later he became the first American-born player to score 500 goals in the NHL. His 16-year NHL career is full of milestones, including three Stanley Cup Championships. He was a member of the Calgary Flames first championship team in 1989 and both Penguins' championship teams in 1991 and 1992. He is currently the second leading American-born scorer in league history with 502 goals and 1,063 points in 1,062 career games. Since his retirement from play in 1997, Mullen has been honored with inductions into the Hockey Hall of Fame, the USA Hockey Hall of Fame, the Western PA Sports Hall of Fame and in the Boston College Hall of Fame.

## Craig Patrick (2001)



In recognition of a lifetime of contributions to the sport on the local, national and international levels, including his outstanding work with the Penguins since 1989, Patrick was elected to the Hockey Hall of Fame in 2001. Patrick has led the Penguins to two Stanley Cups, five division championships, one President's Trophy and 11 playoff berths in his 13 full seasons on the job. He was honored in 2000 with the Lester Patrick Award for his contributions to hockey in the United States. On the international level, Patrick served as an assistant coach and assistant general manager of the 1980 U.S. Olympic team that performed the 'Miracle On Ice,' winning an improbable gold medal. He was also GM of the 1991 U.S. team at the Canada Cup and the 2002 U.S. Olympic team at Salt Lake City. Patrick played eight NHL seasons with five different teams, registering 72 goals and 163 points in 401 games before retiring from play in 1979. His 13-plus seasons with the Penguins represent the longest continuous stint as general manager in team history.

## Mike Lange (2001)



One of the most talented and unique broadcasters in professional sports, Mike Lange of Fox Sports Net Pittsburgh has spent 28 seasons as the Penguins play-by-play voice. He has broadcast games throughout four decades, and his colorful style has made him a hit with hockey fans in Pittsburgh, the tri-state area and across North America. As evidence of his contributions to the sport, the Hockey Hall of Fame honored Lange with the Foster Hewitt award in November of 2001. Lange's relationship with the Penguins began in 1974-75, when he broke into the NHL as a radio play-by-play man. He left for one season but returned in 1976-77, and has been a staple of the club's broadcasts ever since. Lange worked radio exclusively until 1979, when games were simulcast on radio and TV. Now he is the Penguins' primary television play-by-play broadcaster.

# PENGUINS HALL OF FAME



## Anthony 'A.T.' Caggiano (2001)



A.T. Caggiano might not be a name that every Penguins fan recognizes, but he played an important role in the organization's first 33 seasons. A.T. worked in the Penguins locker room for more than three decades and was an indispensable part of the team's staff behind the scenes. Looking after players' practice and game day needs and prepping the visitors' locker room, he was the first person in the office each morning and one of the last to leave after a game. Through 33 seasons, he never missed a Penguins

home game. A.T. passed away in May of 2000 and, in his honor, the Penguins Booster Club renamed their annual award the A.T. Caggiano Memorial Award prior to the 2000-01 campaign.

## Les Binkley (2003)



Les Binkley was originally purchased by the Penguins from the American Hockey League's Cleveland Barons in 1966 - a full season before the Penguins played their first game in the National Hockey League. One of the AHL's top netminders during his seven years in Ohio, Binkley played in Pittsburgh from 1967-68 through the 1971-72 season, appearing in 196 regular season games for the Penguins and seven playoff contests. He ranks second on the team's all-time

shutout list with 11, and also ranks second for most shutouts in a season with six during the 1967-68 campaign.

## Ulf Samuelsson (2003)



Ulf Samuelsson, a Pittsburgh fan favorite for his rugged style of play, joined the Penguins on March 4, 1991 from the Hartford Whalers with Ron Francis and Grant Jennings, and went on to star as a member of the Penguins' two Stanley Cup Championship teams. A physical defenseman for the Pens from 1991 to 1995, he played 277 regular season games for the team, recording 94 points and 804 penalty minutes, and added 16 points and 123 penalty minutes in 66 post-season contests with the team. His crowning moment with

the Penguins came when Samuelsson notched the series-clinching goal in Game Six of the 1991 Stanley Cup Finals in Minnesota.

## Vince Lascheid (2003)



Vince Lascheid entertained fans at Penguins' home games from 1970 to 2003. For more than 30 years, his musical tunes on the arena organ survived the test of time with Pittsburgh fans. During his musical career in Pittsburgh sports, he has also worked as team organist for the Pittsburgh Pirates Baseball Team (1970 to present) and the Pittsburgh Triangles Tennis Team (mid-70s).



# OPENERS

## HOME OPENERS (19-10-7)

Oct. 10, 2002	vs. Toronto	0-6	L
Oct. 10, 2001	vs. Colorado	1-3	L
Oct. 13, 2000	vs. Tampa Bay	3-2	W
Oct. 8, 1999	vs. Colorado	3-3	T*
Oct. 17, 1998	vs. NY Rangers	3-3	T*
Oct. 1, 1997	vs. Los Angeles	3-3	T*
Oct. 5, 1996	vs. Tampa Bay	3-4	L*
Oct. 7, 1995	vs. Toronto	8-3	W
Jan. 27, 1995	vs. Ottawa	5-4	W
Oct. 7, 1993	vs. Montreal	2-1	W*
Oct. 6, 1992	vs. Philadelphia	3-3	T*
Oct. 6, 1991	vs. Philadelphia	2-2	T*
Oct. 7, 1990	vs. New Jersey	7-4	W
Oct. 10, 1989	vs. Winnipeg	5-1	W
Oct. 11, 1988	vs. Washington	8-7	W
Oct. 13, 1987	vs. Buffalo	8-3	W
Oct. 9, 1986	vs. Washington	5-4	W
Oct. 10, 1985	vs. Montreal	3-5	L
Oct. 17, 1984	vs. Vancouver	4-3	W
Oct. 8, 1983	vs. NY Rangers	1-6	L
Oct. 9, 1982	vs. NY Rangers	3-5	L
Oct. 10, 1981	vs. Quebec	2-1	W
Oct. 11, 1980	vs. Winnipeg	5-4	W
Oct. 10, 1979	vs. Winnipeg	4-2	W
Oct. 11, 1978	vs. Toronto	2-3	L
Oct. 12, 1977	vs. St. Louis	4-2	W
Oct. 6, 1976	vs. Vancouver	9-5	W
Oct. 11, 1975	vs. Washington	7-5	W
Oct. 12, 1974	vs. Detroit	7-2	W
Oct. 13, 1973	vs. NY Rangers	2-8	L
Oct. 7, 1972	vs. Los Angeles	4-2	W
Oct. 9, 1971	vs. Philadelphia	3-2	W
Oct. 10, 1970	vs. Buffalo	1-2	L
Oct. 11, 1969	vs. California	2-2	T
Oct. 12, 1968	vs. Montreal	1-1	T
Oct. 11, 1967	vs. Montreal	1-2	L

## ROAD OPENERS (14-15-7)

Oct. 14, 2002	at Toronto	5-4	W
Oct. 14, 2001	at Buffalo	4-1	L
Oct. 19, 2000	at Ottawa	3-3	T*
Oct. 1, 1999	at Dallas	4-6	L
Oct. 10, 1998	at NY Islanders	4-3	W
Oct. 3, 1997	at Carolina	4-3	W
Oct. 8, 1996	at Hartford	3-7	L
Oct. 9, 1995	at Colorado	6-6	T*
Jan. 20, 1995	at Tampa Bay	5-3	W
Oct. 5, 1993	at Philadelphia	3-4	L
Oct. 10, 1992	at Montreal	3-3	T*
Oct. 4, 1991	at Buffalo	5-4	W
Oct. 5, 1990	at Washington	7-4	W
Oct. 5, 1989	at Boston	4-5	L
Oct. 7, 1988	at Washington	6-4	W
Oct. 8, 1987	at NY Rangers	4-4	T*
Oct. 12, 1986	at Chicago	4-1	W
Oct. 16, 1985	at Chicago	5-5	T*
Oct. 11, 1984	at Boston	3-4	L
Oct. 4, 1983	at St. Louis	3-5	L
Oct. 5, 1982	at New Jersey	3-3	T
Oct. 6, 1981	at St. Louis	2-6	L
Oct. 9, 1980	at Philadelphia	4-7	L
Oct. 14, 1979	at Boston	4-1	W
Oct. 12, 1978	at Boston	2-8	L
Oct. 14, 1977	at Washington	1-2	L
Oct. 7, 1976	at Montreal	1-10	L
Oct. 7, 1975	at Washington	4-2	W
Oct. 9, 1974	at Minnesota	4-2	W
Oct. 12, 1973	at Atlanta	4-3	W
Oct. 11, 1972	at St. Louis	5-2	W
Oct. 10, 1971	at Buffalo	1-2	L
Oct. 15, 1970	at Minnesota	2-4	L
Oct. 19, 1969	at Boston	0-4	L
Oct. 16, 1968	at Toronto	2-2	T
Oct. 13, 1967	at St. Louis	3-1	W

Season Openers in **Bold**

\*= overtime game

*2000 Season Opener played against Nashville in Japan (3-1 loss)*

RECORD IN SEASON OPENERS (15-15-6)

# RECORD BY SEASON



## OVERALL

SEASON	GP	W	L	I	OIL	PTS	GF	GA	FINISHED
1967-68	74	27	34	13	--	67	195	216	5th, West
1968-69	76	20	45	11	--	51	189	252	5th, West
1969-70	76	26	38	12	--	64	182	238	2nd, West
1970-71	78	21	37	20	--	62	221	240	6th, West
1971-72	78	26	38	14	--	66	220	258	4th, West
1972-73	78	32	37	9	--	73	257	265	5th, West
1973-74	78	28	41	9	--	65	242	273	5th, West
1974-75	80	37	28	15	--	89	326	289	3rd, Norris
1975-76	80	35	33	12	--	82	339	303	3rd, Norris
1976-77	80	34	33	13	--	81	240	252	3rd, Norris
1977-78	80	25	37	18	--	68	254	321	4th, Norris
1978-79	80	36	31	13	--	85	281	279	2nd, Norris
1979-80	80	30	37	13	--	73	251	303	3rd, Norris
1980-81	80	30	37	13	--	73	302	345	3rd, Norris
1981-82	80	31	36	13	--	75	310	337	4th, Patrick
1982-83	80	18	53	9	--	45	257	394	6th, Patrick
1983-84	80	16	58	6	--	38	254	390	6th, Patrick
1984-85	80	24	51	5	--	53	276	385	6th, Patrick
1985-86	80	34	38	8	--	76	313	305	5th, Patrick
1986-87	80	30	38	12	--	72	297	290	5th, Patrick
1987-88	80	36	35	9	--	81	319	316	6th, Patrick
1988-89	80	40	33	7	--	87	347	349	2nd, Patrick
1989-90	80	32	40	8	--	72	318	359	5th, Patrick
1990-91	80	41	33	6	--	88	342	305	1st, Patrick
1991-92	80	39	32	9	--	87	343	308	3rd, Patrick
1992-93	84	56	21	7	--	119	367	268	1st, Patrick
1993-94	84	44	27	13	--	101	299	285	1st, Northeast
1994-95	48	29	16	3	--	61	181	158	2nd, Northeast
1995-96	82	49	29	4	--	102	362	284	1st, Northeast
1996-97	82	38	36	8	--	84	285	280	2nd, Northeast
1997-98	82	40	24	18	--	98	228	188	1st, Northeast
1998-99	82	38	30	14	--	90	242	225	3rd Atlantic
1999-00	82	37	37	8	6	88	241	236	3rd, Atlantic
2000-01	82	42	28	9	3	96	281	256	3rd, Atlantic
2001-02	82	28	41	8	5	69	198	249	5th, Atlantic
2002-03	82	27	44	6	5	65	189	255	5th, Atlantic



# RECORD BY SEASON

## HOME

<u>SEASON</u>	<u>GP</u>	<u>W</u>	<u>L</u>	<u>I</u>	<u>OTL</u>	<u>PTS</u>
1967-68	37	15	12	10	--	40
1968-69	38	12	20	6	--	30
1969-70	38	17	13	8	--	42
1970-71	39	18	12	9	--	45
1971-72	39	18	15	6	--	42
1972-73	39	24	11	4	--	52
1973-74	39	15	18	6	--	36
1974-75	40	25	5	10	--	60
1975-76	40	23	11	6	--	52
1976-77	40	22	12	6	--	50
1977-78	40	16	15	9	--	41
1978-79	40	23	12	5	--	51
1979-80	40	20	13	7	--	47
1980-81	40	21	16	3	--	45
1981-82	40	21	11	8	--	50
1982-83	40	14	22	4	--	32
1983-84	40	7	29	4	--	18
1984-85	40	17	20	3	--	37
1985-86	40	20	15	5	--	45
1986-87	40	19	15	6	--	44
1987-88	40	22	12	6	--	50
1988-89	40	24	13	3	--	51
1989-90	40	22	15	3	--	47
1990-91	40	25	12	3	--	53
1991-92	40	21	13	6	--	48
1992-93	42	32	6	4	--	68
1993-94	42	25	9	8	--	58
1994-95	24	18	5	1	--	37
1995-96	41	32	9	0	--	64
1996-97	41	25	11	5	--	55
1997-98	41	21	10	10	--	52
1998-99	41	21	10	10	--	52
1999-00	41	23	11	7	0	53
2000-01	41	24	15	2	0	50
2001-02	41	16	20	4	1	37
2002-03	41	15	22	2	2	34



# RECORD BY SEASON



## ROAD

<u>SEASON</u>	<u>GP</u>	<u>W</u>	<u>L</u>	<u>I</u>	<u>OTL</u>	<u>PTS</u>
1967-68	37	12	22	3	--	27
1968-69	38	8	25	5	--	21
1969-70	38	9	25	4	--	22
1970-71	39	3	25	11	--	17
1971-72	39	8	23	8	--	24
1972-73	39	8	26	5	--	21
1973-74	39	13	23	3	--	29
1974-75	40	12	23	5	--	29
1975-76	40	12	22	6	--	30
1976-77	40	12	21	7	--	31
1977-78	40	9	22	9	--	27
1978-79	40	13	19	8	--	34
1979-80	40	10	24	6	--	26
1980-81	40	9	21	10	--	28
1981-82	40	10	25	5	--	25
1982-83	40	4	31	5	--	13
1983-84	40	9	29	2	--	20
1984-85	40	7	31	2	--	16
1985-86	40	14	23	3	--	31
1986-87	40	11	23	6	--	28
1987-88	40	14	23	3	--	31
1988-89	40	16	20	4	--	36
1989-90	40	10	25	5	--	25
1990-91	40	16	21	3	--	35
1991-92	40	18	19	3	--	39
1992-93	42	24	15	3	--	51
1993-94	42	19	18	5	--	43
1994-95	24	11	11	2	--	24
1995-96	41	17	20	4	--	38
1996-97	41	13	25	3	--	29
1997-98	41	19	14	8	--	46
1998-99	41	17	20	4	--	38
1999-00	41	14	26	1	6	35
2000-01	41	18	13	7	3	46
2001-02	41	12	21	4	4	32
2002-03	41	12	22	4	3	31



# FORMER PENGUINS

**PETER AHOLA** *D* #6  
Acquired from Los Angeles for Jeff Chychrun, Nov. 1992. Traded to San Jose for future considerations, Feb. 1993.

1992-93	GP	G	A	PTS	PIM
Reg. Season	22	0	1	1	14
Playoffs	--	--	--	--	--

**BRAD AIKEN** *LW* #17/35  
Selected in the third round of entry draft (Sault Ste. Marie, OHL), June 1986. Traded to Edmonton Oilers for Kim Isell, March 1991.

1987-88/90-91	GP	G	A	PTS	PIM
Reg. Season	11	1	2	3	25
Playoffs	--	--	--	--	--

**PETER ALLEN** *D* #38  
Signed as a free agent, Aug. 1995. Signed by San Jose as a free agent, Aug. 1997

1995-96	GP	G	A	PTS	PIM
Reg. Season	8	0	0	0	8
Playoffs	--	--	--	--	--

**RUSS ANDERSON** *D* #7  
Selected in the second round of entry draft (U. of Minnesota, WCHA), June 1975. Traded with an eighth round draft choice in the 1983 entry draft to Hartford for Rick MacLeish, December 1981.

1976-82	GP	G	A	PTS	PIM
Reg. Season	353	15	77	92	684
Playoffs	10	0	3	3	28

**PAUL ANDREA** *RW* #22  
Acquired with Dunc McCallum and George Konik from the NY Rangers for Larry Jeffrey, June 1967. Drafted by Oakland in intra-league draft, June 1970

1967-69	GP	G	A	PTS	PIM
Reg. Season	91	18	27	45	4
Playoffs	--	--	--	--	--

**GREG ANDRUSAK** *D* #4/36/37/49  
Selected in the fifth round of entry draft (U. of Minnesota-Duluth, WCHA), June 1985. Signed as a free agent, March 1999. Signed as a free agent by Toronto, July 1999.

1993-96/99	GP	G	A	PTS	PIM
Reg. Season	19	0	5	5	12
Playoffs	12	1	0	1	6

**LOU ANGOTTI** *C* #7  
Acquired from Philadelphia in a three-way deal with St. Louis, with Pittsburgh sending Ab McDonald to St. Louis, June 1968. Traded with a first round pick in 1971 Draft to St. Louis for Ron Schock and Craig Cameron, June 1969.

1968-69	GP	G	A	PTS	PIM
Reg. Season	71	17	20	37	36
Playoffs	--	--	--	--	--

**SHAWN ANTOSKI** *LW* #11  
Signed as a free agent, July 1996. Traded to Anaheim with Dmitri Mironov for Fredrik Olausson and Alex Hicks, Nov. 1996.

1996-97	GP	G	A	PTS	PIM
Reg. Season	13	0	0	0	49
Playoffs	--	--	--	--	--

**SYL APPS** *C* #26  
Acquired with Sheldon Kanneglesser from NY Rangers for Glen Sather, Jan. 1971. Traded with Hartland Monahan to Los Angeles for Gene Carr, Dave Schultz and a fourth round choice in the 1978 Draft, Nov. 1977.

1970-78	GP	G	A	PTS	PIM
Reg. Season	495	151	349	500	241
Playoffs	19	4	4	8	4

**JOHN ARBOUR** *D* #3  
Purchased with Jean Pronovost from Boston, May 1968. Sold to Vancouver, June 1970

1968-69	GP	G	A	PTS	PIM
Reg. Season	17	0	2	2	35
Playoffs	--	--	--	--	--

**CHUCK ARNASON** *RW* #9  
Acquired with Bob Paradise from Atlanta, Jan. 1974. Traded with Steve Durbano and a first round choice in the 1976 draft to Kansas City for Simon Nolet, Ed Gilbert and a first round choice in 1976 draft, Jan. 1976.

1973-76	GP	G	A	PTS	PIM
Reg. Season	149	47	42	89	32
Playoffs	9	2	4	6	4

**DON AWREY** *D* #24  
Acquired from Montreal for third round choice in 1978 Draft and future considerations, Aug. 1976. Rights traded to Washington for Bob Paradise, Oct. 1977

1976-77	GP	G	A	PTS	PIM
Reg. Season	79	1	12	13	40
Playoffs	3	0	1	1	0

**WAYNE BABYCH** *RW* #10/26  
Claimed in waiver draft from St. Louis, Oct. 1984. Traded to Quebec for future considerations, Oct. 1985.

1984-85	GP	G	A	PTS	PIM
Reg. Season	67	20	34	54	76
Playoffs	--	--	--	--	--

**MATTHEW BARNABY** *RW* #36  
Acquired from Buffalo for Stu Barnes, Mar. 1999. Traded to Tampa Bay for Wayne Primeau, Feb. 1, 2001.

1999-2001	GP	G	A	PTS	PIM
Reg. Season	129	15	18	33	399
Playoffs	24	0	2	2	64

**STU BARNES** *C* #14  
Acquired from Florida with Jason Woolley for Chris Wells, Nov. 1996. Traded to Buffalo for Matthew Barnaby, Mar. 1999

1996-99	GP	G	A	PTS	PIM
Reg. Season	204	67	69	136	66
Playoffs	11	3	4	7	2

**TOM BARRASSO** *G* #31/35  
Acquired with a third round choice in 1990 draft from Buffalo for Doug Bodger and Darrin Shannon, Nov. 1988. Traded to Ottawa for Ron Tugnutt and Janne Laukkanen, Mar. 2000.

1988-2000	GP	G	A	PTS	PIM
Reg. Season	458	0	31	31	251
Playoffs	101	0	7	7	38

# FORMER PENGUINS



**DOUG BARRIE** *D* #23  
 Purchased from Detroit, Oct. 1968. Selected in expansion draft by Buffalo, June 1970

1968-69	GP	G	A	PTS	PIM
Reg. Season	8	1	1	2	8
Playoffs	--	--	--	--	--

**LEN BARRIE** *C* #9  
 Signed as a free agent, Aug. 1994. Released July 1996,

1994-96	GP	G	A	PTS	PIM
Reg. Season	53	3	11	14	84
Playoffs	4	1	0	1	8

**HANK BASSEN** *G* #1  
 Acquired from Detroit for Roy Edwards, Sept. 1967. Retired, Aug. 1968

1967-68	GP	G	A	PTS	PIM
Reg. Season	25	0	0	0	8
Playoffs	--	--	--	--	--

**ANDY BATHGATE** *RW* #9  
 Claimed from Detroit in expansion draft, June 1967. Loaned to Vancouver (WHL), Sept. 1968. Retired, June 1971

1967-68/70-71	GP	G	A	PTS	PIM
Reg. Season	150	35	68	103	89
Playoffs	--	--	--	--	--

**PAUL BAXTER** *D* #4  
 Signed as a free agent, Aug. 1980. Signed by Calgary as a free agent, Sept. 1983.

1980-83	GP	G	A	PTS	PIM
Reg. Season	202	25	69	94	851
Playoffs	10	0	1	1	4

**ROGER BELANGER** *C* #24  
 Selected in first round of entry draft (Kingston, OHL), June 1984. Released, June 1988

1984-85	GP	G	A	PTS	PIM
Reg. Season	44	3	5	8	32
Playoffs	--	--	--	--	--

**NEIL BELLAND** *D* #22  
 Signed as a free agent, Sept. 1986. Released, July 1987

1986-87	GP	G	A	PTS	PIM
Reg. Season	3	0	1	1	0
Playoffs	--	--	--	--	--

**HARVEY BENNETT** *C* #28  
 Signed as a free agent, June 1974. Traded to Washington for Stan Gilbertson, Dec 1975

1974-75	GP	G	A	PTS	PIM
Reg. Season	32	3	3	6	53
Playoffs	--	--	--	--	--

**JOSEF BERANEK** *LW* #15/18  
 Acquired from Vancouver for future considerations, Mar. 1997. Traded to Edmonton for Bobby Dollas and Tony Hrkac, June 1998. Acquired from Edmonton for German Titov, Mar. 2000. Released July 2001.

1996-97/2000-01	GP	G	A	PTS	PIM
Reg. Season	91	16	19	35	65
Playoffs	29	0	5	5	8

**DRAKE BEREHOWSKY** *D* #44/55  
 Acquired from Toronto for Grant Jennings, Apr. 1995. Released July 1996.

1995-96	GP	G	A	PTS	PIM
Reg. Season	5	0	0	0	13
Playoffs	1	0	0	0	0

**YVES BERGERON** *RW* #20/27  
 Selected in eighth round of entry draft (Shawinigan, QMJHL), June 1972. Released June 1977.

1974-75	GP	G	A	PTS	PIM
Reg. Season	3	0	0	0	0
Playoffs	--	--	--	--	--

**STEFAN BERGKVIST** *D* #33/3  
 Selected in the first round of entry draft (Leksand, Sweden), June 1993.

1995-2000	GP	G	A	PTS	PIM
Reg. Season	7	0	0	0	9
Playoffs	4	0	0	0	2

**RICK BERRY** *D* #6  
 Acquired from Colorado with Ville Nieminen for Darius Kasparaitis, March 19, 2002. Selected by Washington in the waiver draft, Oct. 4, 2002.

2001-02	GP	G	A	PTS	PIM
Reg. Season	13	0	2	2	21
Playoffs	--	--	--	--	--

**NICK BEVERLEY** *D* #25  
 Acquired from Boston for Daryl Edestrand, Oct. 1973. Traded to NY Rangers for Vic Hadfield, May 1974.

1973-74	GP	G	A	PTS	PIM
Reg. Season	67	2	14	16	21
Playoffs	--	--	--	--	--

**WAYNE BIANCHIN** *LW* #14  
 Selected in second round of entry draft (Flin Flon, WCHL), May 1973. Claimed by Edmonton in expansion draft, June 1979.

1973-79	GP	G	A	PTS	PIM
Reg. Season	265	68	41	109	130
Playoffs	3	0	1	1	6

**LARRY BIGNELL** *D* #23/24  
 Selected in third round of entry draft (Edmonton WCHL) June 1970. Released, June 1975

1973-74	GP	G	A	PTS	PIM
Reg. Season	20	0	3	3	2
Playoffs	3	0	0	0	2

**LES BINKLEY** *G* #30  
 Purchased from Cleveland (AHL), Sept. 1966. Signed by Ottawa (WHA) as a free agent, Sept. 1972.

1967-72	GP	G	A	PTS	PIM
Reg. Season	196	0	1	1	2
Playoffs	7	0	0	0	0

**SCOTT BJUGSTAD** *RW* #27  
 Acquired with Gord Dineen from Minnesota for Ville Siren and Steve Gotaas, Dec. 1988. Signed as a free agent by Los Angeles, Aug. 1989.

1988-89	GP	G	A	PTS	PIM
Reg. Season	24	3	0	3	4
Playoffs	--	--	--	--	--



# FORMER PENGUINS

**BOB BLACKBURN** *D* #4  
 Selected in intra-league draft from NY Rangers, June 1969. Sold to Vancouver (WHL), Sept. 1971

1969-71	GP	G	A	PTS	PIM
Reg. Season	124	8	12	20	105
Playoffs	7	0	0	0	4

**TOM BLADON** *D* #2  
 Acquired with Orest Kindrachuk from Philadelphia for a first round pick in 1978 entry draft, June 1978. Signed as a free agent by Edmonton, July 1980.

1978-80	GP	G	A	PTS	PIM
Reg. Season	135	6	29	35	99
Playoffs	8	0	5	5	2

**MIKE BLAISDELL** *RW* #26  
 Claimed from NY Rangers in waiver draft, Oct. 1985. Signed as a free agent by Toronto, July 1987.

1985-87	GP	G	A	PTS	PIM
Reg. Season	76	16	15	31	38
Playoffs	--	--	--	--	--

**DOUG BODGER** *D* #3/33  
 Selected in first round of entry draft (Kamloops, WHL), June 1984. Traded with Darrin Shannon to Buffalo for Tom Barraso and a third round choice in 1990 entry draft, Nov. 1988.

1984-88	GP	G	A	PTS	PIM
Reg. Season	299	35	132	167	293
Playoffs	--	--	--	--	--

**LEO BOIVIN** *D* #2  
 Claimed from Detroit in expansion draft, June 1967. Traded to Minnesota for Duane Rupp, Jan. 1969.

1967-69	GP	G	A	PTS	PIM
Reg. Season	114	14	26	40	100
Playoffs	--	--	--	--	--

**BRIAN BONIN** *C* #17  
 Selected in ninth round of entry draft (Minnesota WCHA), June 1992. Signed as a free agent by Vancouver, Aug. 1999.

1999	GP	G	A	PTS	PIM
Reg. Season	5	0	0	0	0
Playoffs	3	0	0	0	0

**DENNIS BONVIE** *RW* #16  
 Signed as a free agent, Sept. 20, 1999. Released July 2001.

1999-2001	GP	G	A	PTS	PIM
Reg. Season	31	0	0	0	80
Playoffs	--	--	--	--	--

**JOEL BOUCHARD** *D* #39  
 Acquired from NY Rangers with Mikael Samuelsson, Rico Fata and Richard Lintner for Alexei Kovalev, Dan LaCouture, Janne Laukkanen and Mike Wilson, Feb. 10, 2003. Signed by Buffalo as a free agent, July 2003.

2003	GP	G	A	PTS	PIM
Reg. Season	7	0	1	1	0
Playoffs	--	--	--	--	--

**BOB BOUGHNER** *D* #6  
 Acquired from Nashville for Pavel Skrbek, Mar. 13, 2000. Signed by Calgary as a free agent, July 2001.

2000	GP	G	A	PTS	PIM
Reg. Season	69	2	3	5	206
Playoffs	29	0	3	3	37

**PHIL BOURQUE** *LW/D* #2/4/29  
 Signed as a free agent, June 1982. Signed by NY Rangers as a free agent, June 1992.

1983-84/85-92	GP	G	A	PTS	PIM
Reg. Season	344	75	89	164	435
Playoffs	56	13	12	25	107

**PAT BOUTETTE** *LW* #15  
 Acquired with Kevin McClelland from Hartford as compensation for Hartford signing Greg Malone, June 1981. Traded to Hartford for rights to Ville Siren, Nov. 1984.

1981-85	GP	G	A	PTS	PIM
Reg. Season	247	65	109	174	548
Playoffs	5	3	1	4	8

**RANDY BOYD** *D* #8  
 Selected in third round of entry draft (Ottawa OHL), June 1980. Traded to Chicago for Greg Fox, Dec. 1983.

1981-83	GP	G	A	PTS	PIM
Reg. Season	84	4	17	21	126
Playoffs	3	0	0	0	11

**WALLY BOYER** *C* #18  
 Acquired from Montreal for Al MacNeil, June 1968. Released, Jan. 1976.

1968-72	GP	G	A	PTS	PIM
Reg. Season	203	32	62	94	81
Playoffs	10	1	2	3	0

**ANDY BRICKLEY** *LW* #23  
 Acquired with Ron Flockhart, Mark Taylor and a first and third round choice in 1984 entry draft from Philadelphia for Rich Sutter and a second and third round choice in 1984 entry draft, Oct. 1983. Signed as a free agent by New Jersey, June 1986.

1983-85	GP	G	A	PTS	PIM
Reg. Season	95	25	35	60	19
Playoffs	--	--	--	--	--

**MICHEL BRIERE** *C* #21  
 Selected in second round of entry draft (Shawinigan QMJHL), June 1969. Died from injuries sustained in a car accident, May 1970.

1969-70	GP	G	A	PTS	PIM
Reg. Season	76	12	32	44	20
Playoffs	10	5	3	8	2

**ANDY BROWN** *G* #29/30  
 Acquired from Detroit for a third round choice in 1973 amateur draft and cash, Feb. 1973. Signed as a free agent by Indianapolis (WHA), July 1974.

1973-74	GP	G	A	PTS	PIM
Reg. Season	45	0	0	0	62
Playoffs	--	--	--	--	--

# FORMER PENGUINS



**DOUG BROWN** *RW* #24  
Signed as a free agent, Sept. 1993. Claimed by Detroit in waiver draft, Jan. 1995.

1993-95	GP	G	A	PTS	PIM
Reg. Season	77	18	37	55	18
Playoffs	6	0	0	0	2

**GREG BROWN** *D* #34  
Signed as a free agent, Sept. 1993. Traded to Winnipeg for future considerations, Apr. 1995.

1993-94	GP	G	A	PTS	PIM
Reg. Season	36	3	8	11	28
Playoffs	6	0	1	1	4

**ROB BROWN** *RW* #44  
Selected in fourth round of entry draft (Kamloops WHL), June 1986. Traded to Hartford for Scott Young, Dec. 1990. Signed as a free agent, June 1997. Released, June 2000.

1987-91/97-2000	GP	G	A	PTS	PIM
Reg. Season	414	150	192	342	392
Playoffs	43	9	10	19	34

**MIKE BULLARD** *C* #22  
Selected in first round of entry draft (Brantford OHL), June 1980. Traded to Calgary for Dan Quinn, Nov. 1986.

1980-86	GP	G	A	PTS	PIM
Reg. Season	382	186	175	361	388
Playoffs	9	4	4	8	4

**TED BULEY** *LW* #24  
Signed as a free agent, Sept. 1983. Released July 1984.

1983-84	GP	G	A	PTS	PIM
Reg. Season	26	3	2	5	12
Playoffs	--	--	--	--	--

**CHARLIE BURNS** *C* #9  
Claimed from Oakland in Intra-League Draft, June 1968. Claimed by Minnesota in intra-league draft, June 1969.

1968-69	GP	G	A	PTS	PIM
Reg. Season	76	13	38	51	22
Playoffs	--	--	--	--	--

**ROBIN BURNS** *LW* #10/20/25  
Purchased from Montreal, Sept. 1970. Selected by Kansas City in the expansion draft, June 1974.

1970-73	GP	G	A	PTS	PIM
Reg. Season	41	0	5	5	32
Playoffs	--	--	--	--	--

**DAVE BURROWS** *D* #4/8  
Selected from Chicago in intra-league draft, June 1971. Traded to Toronto for Randy Carlyle and George Ferguson, June 1978. Acquired with Paul Gardner from Toronto for Kim Davis and Paul Marshall, Nov. 1980. Released July 1982.

1971-78/80-82	GP	G	A	PTS	PIM
Reg. Season	573	24	108	132	301
Playoffs	20	1	3	4	16

**ROD BUSKAS** *D* #7  
Selected in sixth round of Entry Draft (Medicine Hat WHL) June 1981. Traded to Vancouver for a sixth round choice in 1990 entry draft, Oct. 1989. Acquired with Tony Tanti and Barry Pederson for Dan Quinn, Andrew McBain and Dave Capuano, Jan. 1990. Selected by Los Angeles in waiver draft, Oct. 1990.

1982-89/90	GP	G	A	PTS	PIM
Reg. Season	431	16	48	64	959
Playoffs	10	0	0	0	23

**SVEN BUTENSCHON** *D* #22  
Selected in the third round of entry draft (Brandon WHL), June 1994. Traded to Edmonton Oilers for Dan LaCouture, March 14, 2001.

1997-2001	GP	G	A	PTS	PIM
Reg. Season	33	0	1	1	12
Playoffs	--	--	--	--	--

**JOCK CALLANDER** *RW* #14/36  
Signed as a free agent, July 1987. Signed as a free agent by Tampa Bay, July 1992.

1987-90/91-92	GP	G	A	PTS	PIM
Reg. Season	101	21	28	49	114
Playoffs	22	3	8	11	10

**COLIN CAMPBELL** *D* #6  
Selected in second Round of amateur draft (Peterborough OHA), May 1973. Rights transferred to Colorado for 1976-77 as part compensation for an earlier deal, Sept. 1976. Claimed by Edmonton in expansion draft, June 1979.

1974-76/77-79	GP	G	A	PTS	PIM
Reg. Season	243	14	52	66	517
Playoffs	19	2	7	9	51

**DAVE CAPUANO** *RW* #15  
Selected in second round of entry draft (Mt. St. Charles HS), June 1986. Traded with Andrew McBain and Dan Quinn to Vancouver for Tony Tanti, Rod Buskas and Barry Pederson, Jan. 1990.

1989-90	GP	G	A	PTS	PIM
Reg. Season	6	0	0	0	2
Playoffs	--	--	--	--	--

**STEVE CARDWELL** *LW* #15/20  
Selected in fifth round of amateur draft (Oshawa OHA) May 1970. Signed by Minnesota (WHA) as a free agent, May 1973.

1970-73	GP	G	A	PTS	PIM
Reg. Season	53	9	11	20	35
Playoffs	4	0	0	0	2

**RANDY CARLYLE** *D* #25  
Acquired with George Ferguson from Toronto for Dave Burrows, June 1978. Traded to Winnipeg for a first round choice in 1984 entry draft and future considerations, Mar. 1984.

1978-84	GP	G	A	PTS	PIM
Reg. Season	397	66	257	323	582
Playoffs	22	6	8	14	41



# FORMER PENGUINS

## **GENE CARR** C #28

Acquired with Dave Schultz and a fourth round pick in 1978 amateur draft from Los Angeles for Syl Apps and Hartland Monahan, Nov. 1977.

Signed as a free agent by Atlanta, June 1978.

1977-78	GP	G	A	PTS	PIM
Reg. Season	70	17	37	54	76
Playoffs	--	--	--	--	--

## **TOM CASSIDY** C #11

Signed as a free agent, Oct. 1977. Loaned to Baltimore (AHL), Dec. 1977.

1977	GP	G	A	PTS	PIM
Reg. Season	26	3	4	7	15
Playoffs	--	--	--	--	--

## **JAY CAUFIELD** RW #16

Claimed from Minnesota in waiver draft, Oct. 1988. Released June 1993.

1988-93	GP	G	A	PTS	PIM
Reg. Season	196	3	7	10	714
Playoffs	14	0	0	0	30

## **JOHN CHABOT** C #9

Acquired from Montreal for Ron Flockhart, Nov. 1984. Signed as a free agent by Detroit, June 1987.

1984-87	GP	G	A	PTS	PIM
Reg. Season	216	36	98	134	26
Playoffs	--	--	--	--	--

## **BLAIR CHAPMAN** RW #9

Selected in the first round of amateur draft (Saskatoon WHL), June 1976. Traded to St. Louis for Bob Stewart, Nov. 1979.

1976-79	GP	G	A	PTS	PIM
Reg. Season	227	48	51	99	71
Playoffs	10	2	1	3	9

## **TODD CHARLESWORTH** D #2/6/27/34

Selected in second round of entry draft (Oshawa OHL), June 1983. Signed as a free agent by Edmonton, June 1989.

1983-84/85-88	GP	G	A	PTS	PIM
Reg. Season	86	3	9	12	41
Playoffs	--	--	--	--	--

## **ALAIN CHEVRIER** G #30

Acquired from Chicago for future considerations, Mar. 1990. Signed as a free agent by Detroit, July 1990.

1990	GP	G	A	PTS	PIM
Reg. Season	3	0	1	1	2
Playoffs	--	--	--	--	--

## **MARC CHORNEY** D #16/24

Selected in fifth round of entry draft (U. of North Dakota WCHA), Aug. 1979. Traded to Los Angeles for a sixth round choice in 1985 entry draft, Oct. 1983.

1980-83	GP	G	A	PTS	PIM
Reg. Season	139	5	18	23	151
Playoffs	7	0	1	1	2

## **TOM CHORSKE** LW #17

Signed as a free agent, Sept. 2, 1999. Released July 2000.

1999-2000	GP	G	A	PTS	PIM
Reg. Season	33	1	5	6	2
Playoffs	--	--	--	--	--

## **JEFF CHRISTIAN** LW #34/28/72

Signed as a free agent, Aug. 1995. Signed by Phoenix as a free agent, July 1997.

1995-97	GP	G	A	PTS	PIM
Reg. Season	15	2	2	4	15
Playoffs	--	--	--	--	--

## **JEFF CHYCHRUN** D #6

Acquired with Brian Benning and a first round choice in the 1992 entry draft from Los Angeles for Paul Coffey, Feb. 1992. Traded to Los Angeles for Peter Ahola, Nov. 1992.

1992	GP	G	A	PTS	PIM
Reg. Season	18	0	1	1	37
Playoffs	--	--	--	--	--

## **KIM CLACKSON** D #6

Claimed from Winnipeg in expansion draft, June 1979. Sent to Quebec as compensation for Pittsburgh's signing Paul Baxter, Aug. 1980.

1979-80	GP	G	A	PTS	PIM
Reg. Season	45	0	3	3	166
Playoffs	3	0	0	0	37

## **PAUL COFFEY** D #77

Acquired with Dave Hunter and Wayne Van Dorp from Edmonton for Craig Simpson, Chris Joseph, Moe Mantha and Dave Hannan, Nov. 1987. Traded to Los Angeles for Jeff Chychrun, Brian Benning and a first round choice in the 1992 entry draft, Feb. 1992.

1987-92	GP	G	A	PTS	PIM
Reg. Season	331	108	332	440	573
Playoffs	23	4	22	26	37

## **RENE CORBET** LW #9

Acquired from Calgary with Tyler Moss for Brad Werenka, Mar. 2000. Released, July 2001.

2000-01	GP	G	A	PTS	PIM
Reg. Season	47	9	9	18	57
Playoffs	24	2	1	3	21

## **MIKE CORRIGAN** LW #27

Acquired from Los Angeles for a fifth round choice in 1977 entry draft, Oct. 1976. Released June 1978.

1976-78	GP	G	A	PTS	PIM
Reg. Season	98	22	39	61	46
Playoffs	2	0	0	0	0

## **JACQUES COSSETTE** RW #20/27

Selected in second round of entry draft (Sorel QJHL), May 1974. Released Feb. 1985.

1975-76/77-79	GP	G	A	PTS	PIM
Reg. Season	64	8	6	14	29
Playoffs	3	0	1	1	4

## **BRUCE CROWDER** RW #28

Claimed from Boston in waiver draft, Oct. 1984. Released Feb. 1985.

1984-85	GP	G	A	PTS	PIM
Reg. Season	26	4	7	11	23
Playoffs	--	--	--	--	--

# FORMER PENGUINS



**GREG CROZIER** LW #32  
Selected in the third round (73rd overall) of the 1994 entry draft. Signed by Boston as a free agent, July 2001.

2000-01	GP	G	A	PTS	PIM
Reg. Season	1	0	0	0	0
Playoffs	--	--	--	--	--

**JOHN CULLEN** C #11  
Signed as a free agent, June 1988. Traded with Zarley Zalapski and Jeff Parker to Hartford for Ron Francis, Alf Samuelsson and Grant Jennings, Mar. 1991. Signed as a free agent, Aug. 1994. Signed as a free agent by Tampa Bay, Sept. 1995

1988-91/94-95	GP	G	A	PTS	PIM
Reg. Season	262	88	184	272	399
Playoffs	20	3	8	11	36

**RANDY CUNNEYWORTH** LW #15  
Acquired with Mike Moller from Buffalo for Pat Hughes, Oct. 1985. Traded with Dave McLlwain and Rick Tabaracci to Winnipeg for Andrew McBain, Jim Kyte and Randy Gilhen, June 1989.

1985-89	GP	G	A	PTS	PIM
Reg. Season	295	101	115	216	513
Playoffs	11	3	5	8	26

**CHRIS DAHLQUIST** D #2/4  
Signed as a free agent, May 1985. Traded with Jim Johnson to Minnesota for Peter Taglianetti and Larry Murphy, Dec. 1990.

1985-90	GP	G	A	PTS	PIM
Reg. Season	195	10	26	36	221
Playoffs	2	0	0	0	0

**ALEXANDRE DAIGLE** RW #11  
Signed as a free agent, Aug. 13, 2002. Released June 2003.

2001-02	GP	G	A	PTS	PIM
Reg. Season	33	4	3	7	8
Playoffs	--	--	--	--	--

**J.J. DAIGNEAULT** D #36  
Acquired from St. Louis for a sixth round choice in 1996 entry draft, Mar. 1996. Traded to Anaheim for Garry Valk, Feb. 1997.

1996-97	GP	G	A	PTS	PIM
Reg. Season	66	6	17	23	59
Playoffs	17	1	9	10	36

**JOE DALEY** G #1  
Selected from Detroit in expansion draft, June 1967. Claimed by Buffalo on waivers, June 1970.

1967-70	GP	G	A	PTS	PIM
Reg. Season	38	0	0	0	2
Playoffs	--	--	--	--	--

**JEFF DANIELS** LW #18/20  
Selected in sixth round of entry draft (Oshawa OHL), June 1986. Traded to Florida for Greg Hawgood, Mar. 1994.

1990-94	GP	G	A	PTS	PIM
Reg. Season	134	8	11	19	36
Playoffs	12	3	2	5	0

**KIM DAVIS** LW #16/22/30  
Selected in third round of amateur draft (Flin Flon WCHL) June 1977. Traded with Paul Marshall to Toronto for Paul Gardner and Dave Burrows, Nov. 1980.

1977-81	GP	G	A	PTS	PIM
Reg. Season	34	5	7	12	47
Playoffs	4	0	0	0	0

**BILLY DEA** LW #14  
Claimed from Chicago in expansion draft, June 1967. Traded to Detroit for Mike McMahon, Oct. 1969.

1967-69	GP	G	A	PTS	PIM
Reg. Season	139	26	20	46	12
Playoffs	--	--	--	--	--

**NELSON DeBENEDET** LW #23  
Acquired from Detroit for Hank Nowak and a third round choice in 1974 amateur draft, May 1974. Released July 1976.

1974-76	GP	G	A	PTS	PIM
Reg. Season	31	6	3	9	11
Playoffs	--	--	--	--	--

**DEAN DeFAZIO** LW #12  
Selected in ninth round of entry draft (Brantford OHA), June 1981. Released July 1986.

1993-84	GP	G	A	PTS	PIM
Reg. Season	22	0	2	2	28
Playoffs	--	--	--	--	--

**GILBERT DELORME** D #27  
Signed as a free agent, July 1989. Released July 1992.

1989-92	GP	G	A	PTS	PIM
Reg. Season	54	3	7	10	44
Playoffs	--	--	--	--	--

**AB DeMARCO** D #5  
Acquired with Steve Durbano and Bob Kelly from St. Louis for Bryan Watson, Greg Polis and a second round pick in 1974 amateur draft, Jan. 1974. Traded to Vancouver for Barry Wilkins, Nov. 1974.

1974	GP	G	A	PTS	PIM
Reg. Season	42	9	13	22	8
Playoffs	--	--	--	--	--

**LARRY DEPALMA** LW #12  
Claimed from NY Islanders on waivers, Mar. 1994. Released June 1995.

1994-95	GP	G	A	PTS	PIM
Reg. Season	6	1	0	1	5
Playoffs	1	0	0	0	0

**PHILIPPE DeROUVILLE** G #30  
Selected in the fifth round of entry draft (College Francais, QMJHL), June 1992. Released July 1997.

1994-97	GP	G	A	PTS	PIM
Reg. Season	3	0	0	0	0
Playoffs	--	--	--	--	--

**BOB DILLABOUGH** LW #15  
Selected from Boston in expansion draft, June 1967. Traded to Oakland for Billy Harris, Nov. 1968.

1967-68	GP	G	A	PTS	PIM
Reg. Season	61	7	12	19	20
Playoffs	--	--	--	--	--



# FORMER PENGUINS

**GORD DINEEN** *D* #5  
Acquired with Scott Bjugstad from Minnesota for Ville Siren and Steve Gotaas, Dec. 1988.  
Released July 1992.

1988-92	GP	G	A	PTS	PIM
Reg. Season	117	2	10	12	173
Playoffs	11	0	2	2	8

**MICHEL DION** *G* #29  
Signed as a free agent, June 1981. Released July 1985.

1981-85	GP	G	A	PTS	PIM
Reg. Season	151	0	5	5	14
Playoffs	5	0	0	0	0

**BOBBY DOLLAS** *D* #8  
Acquired with Tony Hrkac from Edmonton for Josef Beranek, June 1998. Signed by Long Beach (IHL) as a free agent, Aug. 1999.  
Acquired from San Jose with Johan Hedberg for Jeff Norton, March 12, 2001. Released July 2001.

1998-99/2001	GP	G	A	PTS	PIM
Reg. Season	75	2	8	10	64
Playoffs	13	1	0	1	6

**ROBERT DOME** *C/LW* #15/59  
Selected in first round of Entry Draft (Las Vegas IHL), June 1997.

1997-2000	GP	G	A	PTS	PIM
Reg. Season	52	7	7	14	12
Playoffs	--	--	--	--	--

**SHEAN DONOVAN** *RW* #18  
Acquired off waivers from Atlanta, March 15, 2002. Traded to Calgary for Mathias Johansson and Micki Dupont, March 11, 2003.

2002-03	GP	G	A	PTS	PIM
Reg. Season	65	6	6	12	34
Playoffs	--	--	--	--	--

**ROB DOPSON** *G* #1  
Signed as a free agent, July 1991. Released July 1984.

1993-94	GP	G	A	PTS	PIM
Reg. Season	2	0	0	0	0
Playoffs	--	--	--	--	--

**JUSTIN DUBERMAN** *RW* #37  
Signed as a free agent, Nov. 1992. Released June 1995.

1992-95	GP	G	A	PTS	PIM
Reg. Season	4	0	0	0	0
Playoffs	--	--	--	--	--

**RON DUGUAY** *RW* #10/35  
Acquired from Detroit for Doug Shedden, Mar. 1986. Traded to NY Rangers for Chirs Kontos, Jan. 1987.

1986-87	GP	G	A	PTS	PIM
Reg. Season	53	11	20	31	36
Playoffs	--	--	--	--	--

**STEVE DURBANO** *D* #7  
Acquired with Ab DeMarco and Bob Kelly from St. Louis for Bryan Watson, Greg Polis and a second round choice in 1974 amateur draft, Jan. 1974. Traded with Chuck Arnason and a first round choice in 1976 amateur draft to Kansas City for Simon Nolet, Ed Gilbert and a first round choice in 1976 amateur draft, Jan. 1976.

1974-76	GP	G	A	PTS	PIM
Reg. Season	66	4	23	27	309
Playoffs	--	--	--	--	--

**STEVE DYKSTRA** *D* #22  
Selected from Edmonton in waiver draft, Oct. 1988. Signed as a free agent by Hartford, Oct. 1989.

1988-89	GP	G	A	PTS	PIM
Reg. Season	65	1	6	7	126
Playoffs	1	0	0	0	2

**JOE DZIEDZIC** *LW* #16  
Selected in third round of entry draft (U. of Minnesota CCHA) June 1990. Signed by Phoenix as a free agent, Aug. 1998.

1995-97	GP	G	A	PTS	PIM
Reg. Season	128	14	14	28	131
Playoffs	21	1	3	4	23

**DARRYL EDESTRAND** *D* #25  
Purchased from Hershey (AHL), June 1970. Traded to Boston for Nick Beverley, Oct. 1973.

1970-73	GP	G	A	PTS	PIM
Reg. Season	158	25	47	72	140
Playoffs	4	0	2	2	0

**TOM EDUR** *D* #2  
Acquired from Colorado for Dennis Owchar, Dec. 1977. Retired Sept. 1978.

1977-78	GP	G	A	PTS	PIM
Reg. Season	58	5	38	43	18
Playoffs	--	--	--	--	--

**GARY EDWARDS** *G* #30  
Acquired from St. Louis for an eighth round choice in 1984 entry draft, Feb. 1982. Released Sept. 1982.

1982	GP	G	A	PTS	PIM
Reg. Season	6	0	0	0	2
Playoffs	--	--	--	--	--

**MARV EDWARDS** *G* #30  
Signed as a free agent, Sept. 1967. Sold to Toronto, June 1969.

1968-69	GP	G	A	PTS	PIM
Reg. Season	1	0	0	0	0
Playoffs	--	--	--	--	--

**ROY EDWARDS** *G* #1  
Selected from Chicago in expansion draft, June 1967. Traded to Detroit for Hank Bassen, Sept. 1967. Purchased from Detroit, June 1971. Traded to Detroit for a second round choice in 1973 and 1974 drafts, Oct. 1972.

1971-72	GP	G	A	PTS	PIM
Reg. Season	15	0	1	1	0
Playoffs	--	--	--	--	--



# FORMER PENGUINS



## **BRYAN ERICKSON** RW #14

Acquired from Los Angeles for Chris Kontos and a sixth round choice in 1988 draft, Feb. 1988.

Released, Aug. 1988.

1988	GP	G	A	PTS	PIM
Reg. Season	11	1	4	5	0
Playoffs	--	--	--	--	--

## **BOB ERREY** LW #10/12

Selected in first round of entry draft (Peterborough OHL) June 1983. Traded to Buffalo for Mike Ramsey, Mar. 1993

1983-94	GP	G	A	PTS	PIM
Reg. Season	572	132	140	272	651
Playoffs	49	9	4	13	51

## **PAT FALLOON** RW #14

Claimed off of waivers from Edmonton, Feb. 2000. Released, June 2000.

2000	GP	G	A	PTS	PIM
Reg. Season	30	4	9	13	10
Playoffs	10	1	0	1	2

## **MARIO FAUBERT** D #5/24/28

Selected in fourth round of amateur draft (St. Louis U. CCHA), May 1974. Released June 1983.

1974-78/79-82	GP	G	A	PTS	PIM
Reg. Season	231	21	90	111	222
Playoffs	10	2	2	4	6

## **TONY FELTRIN** D #33

Selected in fourth round of entry draft (Victoria WHL), June 1980. Loaned to Salt Lake (CHL), Oct. 1983.

1980-83	GP	G	A	PTS	PIM
Reg. Season	39	3	3	6	44
Playoffs	--	--	--	--	--

## **ANDREW FERENCE** D #7

Selected in the eighth round of the entry draft, June 1997. Traded to Calgary for a conditional draft pick, Feb. 10, 2003.

1999-2003	GP	G	A	PTS	PIM
Reg. Season	163	11	25	36	157
Playoffs	18	3	7	10	16

## **GEORGE FERGUSON** RW #11

Acquired with Randy Carlyle from Toronto for Dave Burrows, June 1978. Traded with a first round pick in 1983 entry draft to Minnesota for Anders Hakansson, Ron Meighan and a first round choice in 1983 entry draft, Oct. 1982.

1978-83	GP	G	A	PTS	PIM
Reg. Season	310	89	106	195	162
Playoffs	22	4	11	15	13

## **CHRIS FERRARO** RW #57

Claimed off waivers from NY Rangers, Oct. 1997. Signed by Edmonton as a free agent, Aug. 1998.

1997-98	GP	G	A	PTS	PIM
Reg. Season	46	3	4	7	43
Playoffs	--	--	--	--	--

## **PETER FERRARO** RW #17

Claimed off waivers from NY Rangers, Oct. 1997. Claimed on waivers by NY Rangers, Jan. 1998.

1997-98	GP	G	A	PTS	PIM
Reg. Season	29	3	4	7	12
Playoffs	--	--	--	--	--

## **RUSTY FITZGERALD** LW #34/52

Selected in second round of Entry Draft (Duluth East HS), June 1991. Released July 1996.

1994-96	GP	G	A	PTS	PIM
Reg. Season	25	2	2	4	12
Playoffs	5	0	0	0	4

## **JOHN FLESCH** LW #11

Signed as a free agent, Feb. 1978. Released June 1978.

1978	GP	G	A	PTS	PIM
Reg. Season	29	7	5	12	19
Playoffs	--	--	--	--	--

## **RON FLOCKHART** C #9

Acquired with Mark Taylor, Andy Brickley and a first and third round choice in 1984 entry draft from Philadelphia for Rich Sutter and a second and third round choice in 1984 entry draft, Oct. 1983. Traded to Montreal for John Chabot, Nov. 1984.

1983-84	GP	G	A	PTS	PIM
Reg. Season	80	27	23	50	44
Playoffs	--	--	--	--	--

## **BRYAN FOGARTY** D #33

Acquired from Quebec for rights to Scott Young, Mar. 1992. Released June 1993.

1992-93	GP	G	A	PTS	PIM
Reg. Season	12	0	4	4	4
Playoffs	--	--	--	--	--

## **VAL FONTEYNE** LW #8

Selected from Detroit in expansion draft, June 1967. Signed by Edmonton (WHA), Sept. 1972

1967-72	GP	G	A	PTS	PIM
Reg. Season	349	39	82	121	4
Playoffs	14	0	2	2	2

## **BRIAN FORD** G #31

Acquired from Quebec for Tom Thornbury, Dec. 1984. Released July 1985.

1984-85	GP	G	A	PTS	PIM
Reg. Season	8	0	0	0	0
Playoffs	--	--	--	--	--

## **COREY FOSTER** D #4

Signed as a free agent, Aug. 1995. Claimed by NY Islanders in waiver draft, Sept. 1996.

1995-96	GP	G	A	PTS	PIM
Reg. Season	11	2	2	4	2
Playoffs	3	0	0	0	4

## **GREG FOX** D #2

Acquired from Chicago for Randy Boyd, Dec. 1983. Released July 1985.

1983-85	GP	G	A	PTS	PIM
Reg. Season	75	4	10	14	92
Playoffs	--	--	--	--	--

## **RON FRANCIS** C #9/10

Acquired with Ulf Samuelsson and Grant Jennings from Hartford for John Cullen, Zarley Zalapski and Jeff Parker, Mar. 1991. Signed as a free agent by Carolina, July 1998.

1991-98	GP	G	A	PTS	PIM
Reg. Season	533	164	449	613	410
Playoffs	97	32	68	100	67



# FORMER PENGUINS

## DAN FRAWLEY RW #28

Claimed from Chicago in waiver draft, Oct. 1985. Released June 1990.

1985-90	GP	G	A	PTS	PIM
Reg. Season	240	33	47	80	610
Playoffs	--	--	--	--	--

## MAXIM GALANOV D #47

Claimed from NY Rangers in waiver draft, Oct. 1998. Selected by Atlanta in expansion draft, June 1999.

1998-99	GP	G	A	PTS	PIM
Reg. Season	51	4	3	7	14
Playoffs	1	0	0	0	0

## PERRY GANCHAR RW #8

Acquired from Montreal for future considerations, Dec. 1987. Released June 1990.

1987-90	GP	G	A	PTS	PIM
Reg. Season	33	2	5	7	36
Playoffs	--	--	--	--	--

## PAUL GARDNER C #20/30

Acquired with Dave Burrows from Toronto for Kim Davis and Paul Marshall, Nov. 1980. Signed as a free agent by Washington, July 1984.

1980-84	GP	G	A	PTS	PIM
Reg. Season	207	98	105	203	105
Playoffs	10	2	5	7	10

## ROB GARNER C #24

Selected in fifth round of entry draft (Toronto OHL), June 1978. Released Aug. 1983.

1982-83	GP	G	A	PTS	PIM
Reg. Season	1	0	0	0	0
Playoffs	--	--	--	--	--

## STEVE GATZOS RW #26/28

Selected in second round of entry draft (Sault Ste. Marie OHL), June 1981. Released Oct. 1986.

1981-85	GP	G	A	PTS	PIM
Reg. Season	89	15	20	35	83
Playoffs	1	0	0	0	0

## ROBERT GEALE C #28

Selected in eighth round of entry draft (Portland WHL), June 1980. Released Dec. 1985.

1984-85	GP	G	A	PTS	PIM
Reg. Season	1	0	0	0	2
Playoffs	--	--	--	--	--

## LEE GIFFIN RW #11/17/34

Selected in second round of entry draft (Oshawa OHL), June 1985. Traded to NY Rangers for future considerations, Sept. 1989.

1986-89	GP	G	A	PTS	PIM
Reg. Season	27	1	3	4	9
Playoffs	--	--	--	--	--

## ED GILBERT C #23

Acquired with Simon Nolet and a first round choice in 1976 amateur draft from Kansas City for Steve Durbano, Chuck Arnason and a first round choice in 1976 amateur draft, Jan. 1976. Released June 1976.

1976	GP	G	A	PTS	PIM
Reg. Season	45	1	1	2	0
Playoffs	--	--	--	--	--

## STAN GILBERTSON LW #15

Acquired from Washington for Harvey Bennett, Dec. 1975. Released June 1978.

1975-77	GP	G	A	PTS	PIM
Reg. Season	115	19	17	36	19
Playoffs	3	1	1	2	2

## RANDY GILHEN C #15/19

Acquired with Jim Kyte and Andrew McBain from Winnipeg for Randy Cunneynworth, Rick Tabaracci and Dave McLwain, June 1989. Claimed by Minnesota in expansion draft, May 1991.

1989-91	GP	G	A	PTS	PIM
Reg. Season	133	20	21	41	105
Playoffs	16	1	0	1	14

## BOB GLADNEY D #33

Signed as a free agent, Sept. 1983. Retired Oct. 1984.

1983-84	GP	G	A	PTS	PIM
Reg. Season	13	1	5	6	2
Playoffs	--	--	--	--	--

## DAVE GOERTZ D #32

Selected in tenth round of entry draft (Regina WHL) June 1983. Released June 1989.

1987-88	GP	G	A	PTS	PIM
Reg. Season	2	0	0	0	2
Playoffs	--	--	--	--	--

## STEVE GOTAAS C #16

Selected in fifth round of entry draft (Prince Albert WHL) June 1985. Traded with Ville Siren to Minnesota for Scott Bjugstad and Gord Gineau, Dec. 1988.

1987-88	GP	G	A	PTS	PIM
Reg. Season	36	5	6	11	45
Playoffs	--	--	--	--	--

## PAT GRAHAM LW #24

Selected in sixth round of entry draft (Niagara Falls OHL) June 1980. Traded with Nick Ricci to Toronto for Rocky Saganik and Vincent Tremblay, Aug 1983.

1981-83	GP	G	A	PTS	PIM
Reg. Season	62	7	13	20	71
Playoffs	4	0	0	0	2

## TUOMAS GRONMAN D #42

Acquired from Chicago for Greg Johnson, Oct. 1997. Released July 1999.

1997-99	GP	G	A	PTS	PIM
Reg. Season	22	1	2	3	25
Playoffs	1	0	0	0	0

## SCOTT GRUHL LW #38

Signed as a free agent, Dec. 1987. Released July 1988.

1987-88	GP	G	A	PTS	PIM
Reg. Season	6	1	0	1	0
Playoffs	--	--	--	--	--

## STEVE GUENETTE G #1/30

Signed as a free agent, July 1986. Traded to Calgary for a sixth round choice in 1989 entry draft, Jan. 1989.

1986-89	GP	G	A	PTS	PIM
Reg. Season	32	0	1	1	2
Playoffs	--	--	--	--	--

# FORMER PENGUINS



## VIC HADFIELD

**LW** #11  
Acquired from NY Rangers for Nick Beverley, May 1974. Retired June 1977.

1974-77	GP	G	A	PTS	PIM
Reg. Season	163	61	79	140	118
Playoffs	10	5	2	7	11

## ANDERS HAKANSSON

**LW** #11  
Acquired with Ron Meighan and a first round choice in 1983 entry draft from Minnesota for George Ferguson and a first round choice in 1983 entry draft, Oct. 1982. Traded to Los Angeles for rights to Kevin Stevens, Sept. 1983.

1982-83	GP	G	A	PTS	PIM
Reg. Season	62	9	12	21	26
Playoffs	--	--	--	--	--

## JIM HAMILTON

**LW** #13/23/28  
Selected in second round of entry draft (London OHL), June 1977. Released Jan. 1985.

1978-79/84-85	GP	G	A	PTS	PIM
Reg. Season	95	14	18	32	28
Playoffs	6	3	0	3	0

## DAVE HANNAN

**C** #20/32  
Selected in tenth round of entry draft (Brantford OHA), June 1981. Traded with Craig Simpson, Moe Mantha and Chris Joseph to Edmonton for Paul Coffey, Dave Hunter and Wayne Van Dorp, Nov. 1987. Claimed from Edmonton in waiver draft, Oct. 1988. Claimed by Toronto in waiver draft, Oct. 1989.

1981-88/88-89	GP	G	A	PTS	PIM
Reg. Season	355	60	88	148	530
Playoffs	8	0	1	1	4

## NICK HARBARUK

**RW** #11  
Selected from Vancouver in Intra-League Draft, June 1969. Traded to St. Louis for Bob Johnson, Oct. 1973.

1969-73	GP	G	A	PTS	PIM
Reg. Season	308	40	61	101	257
Playoffs	14	3	1	4	20

## BILLY HARRIS

**C** #15  
Acquired from Oakland for Bill Dillabough, Nov. 1968. Retired Oct. 1969.

1968-69	GP	G	A	PTS	PIM
Reg. Season	55	7	13	20	8
Playoffs	--	--	--	--	--

## PAUL HARRISON

**G** #1  
Acquired from Toronto for future considerations, Sept. 1981. Claimed by Buffalo off waivers, Feb. 1982.

1981-82	GP	G	A	PTS	PIM
Reg. Season	13	0	0	0	0
Playoffs	--	--	--	--	--

## KEVIN HATCHER

**D** #4  
Acquired from Dallas for Sergei Zubov, June 1996. Traded to NY Rangers for Peter Popovic, Oct. 1999.

1996-99	GP	G	A	PTS	PIM
Reg. Season	220	45	95	140	193
Playoffs	24	4	4	8	2

## GREG HAWGOOD

**D** #4  
Acquired from Florida for Jeff Daniels, Mar. 1994. Released June 1995.

1994-95	GP	G	A	PTS	PIM
Reg. Season	33	2	6	8	33
Playoffs	1	0	0	0	0

## SHAWN HEINS

**D** #57  
Acquired from San Jose for a conditional draft choice, Feb. 9, 2003. Released July 2003.

2003	GP	G	A	PTS	PIM
Reg. Season	27	1	1	2	33
Playoffs	--	--	--	--	--

## DENIS HERRON

**G** #1/29  
Selected in third round of amateur draft (Trois Rivières QJHL) June 1972. Traded with Jean Guy Legace to Kansas City for Michel Plasse, June 1975. Signed as a free agent, Aug. 1976. Traded with a second round choice in 1982 amateur draft to Montreal for Pat Hughes and Rob Holland, Aug. 1979. Acquired from Montreal for a third round choice in 1985 entry draft, Sept. 1982. Released July 1986.

1972-79/82-86	GP	G	A	PTS	PIM
Reg. Season	290	0	6	6	67
Playoffs	10	0	0	0	5

## BRYAN HEXTALL

**C** #7  
Purchased from Toronto, May 1969. Claimed on waivers by Atlanta, Jan. 1974

1969-74	GP	G	A	PTS	PIM
Reg. Season	335	71	115	186	498
Playoffs	14	0	3	3	43

## BILLY HICKE

**RW** #9  
Purchased from California, Sept. 1971. Sold to Detroit, Nov. 1971.

1971	GP	G	A	PTS	PIM
Reg. Season	12	2	0	2	6
Playoffs	--	--	--	--	--

## ALEX HICKS

**C** #33  
Acquired with Fredrik Olausson from Anaheim for Shawn Antoski and Dmitri Mironov, Nov. 1996. Signed as a free agent by San Jose, Sept. 1998.

1996-98	GP	G	A	PTS	PIM
Reg. Season	113	12	28	40	130
Playoffs	11	0	1	1	4

## WAYNE HICKS

**RW** #16  
Purchased from Philadelphia, Feb. 1968. Released, June 1970.

1968-70	GP	G	A	PTS	PIM
Reg. Season	15	4	7	11	2
Playoffs	--	--	--	--	--

## RANDY HILLIER

**D** #23/34  
Acquired from Boston for a fourth round choice in 1985 entry draft, Oct. 1984. Signed as a free agent by NY Islanders, June 1991.

1984-91	GP	G	A	PTS	PIM
Reg. Season	343	13	79	92	594
Playoffs	17	0	1	1	73



# FORMER PENGUINS

## TODD HLUSHKO LW #28

Acquired with German Titov from Calgary for Ken Wreggett and Dave Roche, June 1998.

Released July 1999.

1998-99	GP	G	A	PTS	PIM
Reg. Season	--	--	--	--	--
Playoffs	2	0	0	0	0

## PAUL HOGANSON G #1

Selected in fifth round of amateur draft (Toronto OHA), June 1969. Signed by Los Angeles (WHA) as a free agent, July 1973.

1970-71	GP	G	A	PTS	PIM
Reg. Season	2	0	0	0	0
Playoffs	--	--	--	--	--

## ROB HOLLAND G #1

Acquired with Pat Hughes from Montreal for Dennis Herron and a second round choice in the 1982 entry draft, Aug. 1979. Signed by NY Islanders as a free agent, Sept. 1981.

1979-81	GP	G	A	PTS	PIM
Reg. Season	44	0	0	0	2
Playoffs	--	--	--	--	--

## TIM HORTON D #3/24

Selected from NY Rangers in intra-league draft, June 1971. Selected by Buffalo in intra-league draft, June 1972.

1971-72	GP	G	A	PTS	PIM
Reg. Season	44	2	9	11	40
Playoffs	4	0	1	1	2

## GREG HOTHAM D #6

Acquired from Toronto for a sixth round choice in 1982 entry draft, Feb. 1982. Released July 1986.

1981-85	GP	G	A	PTS	PIM
Reg. Season	170	11	63	74	118
Playoffs	5	0	3	3	6

## JAN HRDINA C #38

Selected in the fifth round of the entry draft, June 1995. Traded to Phoenix with Francois Leroux for Dan Focht, Guillaume Lefebvre and Ramzi Abid, March 11, 2003.

1998-2003	GP	G	A	PTS	PIM
Reg. Season	365	79	147	226	209
Playoffs	40	10	14	24	22

## JIRI HRDINA C #38

Acquired from Calgary for Jim Kyte, Dec. 1990. Retired June 1992.

1990-92	GP	G	A	PTS	PIM
Reg. Season	93	9	27	36	29
Playoffs	35	2	4	6	22

## TIM HRYNEWICH LW #28

Selected in the second round of entry draft (Sudbury OHL), June 1982. Traded with Marty McSorley to Edmonton for Gilles Meloche, Sept. 1985.

1982-84	GP	G	A	PTS	PIM
Reg. Season	55	6	8	14	82
Playoffs	--	--	--	--	--

## LEX HUDSON D #5

Selected in twelfth round of amateur draft (Denver WCHA), June 1975. Retired Mar. 1980.

1978-79	GP	G	A	PTS	PIM
Reg. Season	2	0	0	0	0
Playoffs	2	0	0	0	0

## MIKE HUDSON C #16

Claimed from NY Rangers in waiver draft, Jan. 1995. Released July 1995.

1995	GP	G	A	PTS	PIM
Reg. Season	40	2	9	11	34
Playoffs	11	0	0	0	6

## PAT HUGHES RW #24

Acquired with Rob Holland from Montreal for Dennis Herron and a second round choice in 1982 entry draft, Aug. 1979. Traded to Edmonton for Pat Price, Mar. 1981.

1979-81	GP	G	A	PTS	PIM
Reg. Season	134	28	23	51	239
Playoffs	5	0	0	0	21

## DAVE HUNTER LW #20

Acquired with Paul Coffey and Wayne Van Dorp from Edmonton for Craig Simpson, Dave Hannan, Chris Joseph and Moe Mantha, Nov. 1987. Sent to Edmonton as compensation for Pittsburgh's claiming Dave Hannan in waiver draft, Oct. 1988.

1987-88	GP	G	A	PTS	PIM
Reg. Season	59	11	18	29	77
Playoffs	--	--	--	--	--

## VICTOR IGNATJEV D #46/23

Signed as a free agent, Aug. 1998. Released July 1999.

1998-99	GP	G	A	PTS	PIM
Reg. Season	11	0	1	1	6
Playoffs	1	0	0	0	2

## EARL INGARFIELD C #10

Selected from Detroit in expansion draft, June 1967. Traded with Dick Mattiussi and Gene Ubriaco to Oakland for George Swarbrick, Bryan Watson and Tracey Pratt, Jan. 1969.

1967-69	GP	G	A	PTS	PIM
Reg. Season	90	23	37	60	16
Playoffs	--	--	--	--	--

## GARY INNESS G #29/30

Signed as a free agent, June 1973. Traded to Philadelphia for Bobby Taylor and Ed Van Impe, Mar. 1976.

1973-76	GP	G	A	PTS	PIM
Reg. Season	100	0	2	2	4
Playoffs	9	0	0	0	2

## JAROMIR JAGR RW #68

Selected in the first round of entry draft (Kladno Czech), June 1990. Traded to Washington with Frantisek Kucera for Kris Beech, Michal Sivek and Ross Lupaschuk, July 11, 2001.

1990-2001	GP	G	A	PTS	PIM
Reg. Season	806	439	640	1079	593
Playoffs	140	65	82	147	121

## JOHN JAKOPIN D #23

Claimed in the waiver draft from Florida, Oct. 3, 2001. Released June 2002.

2001-02	GP	G	A	PTS	PIM
Reg. Season	19	0	4	4	42
Playoffs	--	--	--	--	--

# FORMER PENGUINS



**ARTO JAVANAINEN** RW #19  
Selected in fifth round of entry draft (Assat Finland), June 1984. Released May 1985.

1984-85	GP	G	A	PTS	PIM
Reg. Season	14	4	1	5	2
Playoffs	--	--	--	--	--

**GRANT JENNINGS** D #3  
Acquired with Ron Francis and Ulf Samuelsson from Hartford for John Cullen, Zarley Zalapski and Jeff Parker, Mar. 1991. Traded to Toronto for Drake Berehowsky, Apr. 1995.

1991-95	GP	G	A	PTS	PIM
Reg. Season	210	7	21	28	357
Playoffs	38	1	1	2	38

**ANDREAS JOHANSSON** C #38  
Acquired with Darius Kasparaitis from NY Islanders for Bryan Smolinski, Nov. 1996. Signed as a free agent by Ottawa, Sept. 1998.

1996-98	GP	G	A	PTS	PIM
Reg. Season	77	7	17	24	40
Playoffs	1	0	0	0	0

**MATHIAS JOHANSSON** C #20  
Acquired from Calgary with Micki Dupont for Shean Donovan, March 11, 2003. Released July 2003.

2003	GP	G	A	PTS	PIM
Reg. Season	12	1	5	6	4
Playoffs	--	--	--	--	--

**BOB JOHNSON** G #1  
Acquired from St. Louis for Nick Harbaruk, Oct. 1973. Released Aug. 1975.

1974-75	GP	G	A	PTS	PIM
Reg. Season	12	0	0	0	6
Playoffs	--	--	--	--	--

**GREG JOHNSON** C #20/9/22  
Acquired from Detroit for Tomas Sandstrom, Jan. 1997. Traded to Chicago for Tuomas Gronman, Oct. 1997.

1997	GP	G	A	PTS	PIM
Reg. Season	37	8	9	17	16
Playoffs	5	1	0	1	2

**JIM JOHNSON** D #6  
Signed as a free agent, June 1985. Traded with Chris Dahlquist to Minnesota for Peter Taglianetti and Larry Murphy, Dec. 1990.

1985-90	GP	G	A	PTS	PIM
Reg. Season	390	14	95	109	658
Playoffs	11	0	5	5	44

**MARK JOHNSON** C #9  
Selected in fourth round of Entry Draft (Wisconsin WCHA), June 1977. Traded to Minnesota for a second round choice in 1982 entry draft, Mar. 1982.

1980-82	GP	G	A	PTS	PIM
Reg. Season	136	23	39	62	84
Playoffs	10	4	3	7	6

**STAN JONATHAN** LW #9  
Acquired from Boston for future considerations, Nov. 1982. Rights returned to Boston, Apr. 1983.

1982-83	GP	G	A	PTS	PIM
Reg. Season	19	0	3	3	13
Playoffs	--	--	--	--	--

**RON JONES** D #6  
Selected from Boston in intra-league draft, June 1973. Traded to Washington for Pete LaFramboise, Jan. 1975.

1973-74	GP	G	A	PTS	PIM
Reg. Season	25	0	3	3	15
Playoffs	--	--	--	--	--

**HANS JONSSON** D #8  
Selected in the 11th round of the entry draft, June 1993. Released June 2003.

1999-2003	GP	G	A	PTS	PIM
Reg. Season	242	10	38	48	92
Playoffs	27	0	1	1	14

**CHRIS JOSEPH** D #22/23  
Selected in first round of entry draft (Seattle WHL), June 1987. Traded with Craig Simpson, Dave Hannan and Moe Mantha to Edmonton for Paul Coffey, Dave Hunter and Wayne Van Dorp, Nov. 1987. Claimed from Tampa Bay in waiver draft, Jan. 1995. Claimed by Vancouver in waiver draft, Sept. 1996.

1987/95-96	GP	G	A	PTS	PIM
Reg. Season	120	10	28	38	129
Playoffs	25	2	1	3	20

**MARK KACHOWSKI** LW #26  
Signed as a free agent, Aug. 1987. Released July 1992.

1987-90	GP	G	A	PTS	PIM
Reg. Season	64	6	5	11	209
Playoffs	--	--	--	--	--

**SHELDON KANNEGIESSER** D #6/16  
Acquired with Syl Apps from NY Rangers for Glen Sather, Jan. 1971. Traded to NY Rangers for Steve Andrascik, Mar. 1973.

1971-73	GP	G	A	PTS	PIM
Reg. Season	75	2	6	8	76
Playoffs	--	--	--	--	--

**LADISLAV KARABIN** LW #37  
Selected in ninth round of entry draft (Bratislava Czech), June 1990. Released July 1994.

1993-94	GP	G	A	PTS	PIM
Reg. Season	9	0	0	0	2
Playoffs	--	--	--	--	--

**DARIUS KASPARAITIS** D #26/11  
Acquired with Andreas Johansson from NY Islanders for Bryan Smolinski, Nov. 1996. Traded to Colorado for Ville Nieminen and Rick Berry, Mar. 2002.

1996-2002	GP	G	A	PTS	PIM
Reg. Season	405	15	68	83	661
Playoffs	38	2	2	4	50

**RICK KEHOE** RW #8/17  
Acquired from Toronto for Blaine Stoughton and a first round choice in 1977 amateur draft, Sept. 1974. Retired June 1985.

1974-85	GP	G	A	PTS	PIM
Reg. Season	722	312	324	636	88
Playoffs	37	4	17	21	2



# FORMER PENGUINS

**BOB KELLY** *LW* #22  
Acquired Ab DeMarco and Steve Durbano from St. Louis for Greg Polis, Bryan Watson and a second round choice in 1974 amateur draft, Jan. 1974. Signed as a free agent by Chicago, Aug. 1977.

1974-77	GP	G	A	PTS	PIM
Reg. Season	250	69	85	154	462
Playoffs	15	6	3	9	23

**DAN KESA** *RW* #28/25  
Signed as a free agent, Aug. 1998. Released July 1999.

1998-99	GP	G	A	PTS	PIM
Reg. Season	67	2	8	10	27
Playoffs	13	1	0	1	0

**RICK KESSELL** *C* #14/15/23  
Selected in first round of amateur draft (Oshawa OHA), June 1969. Claimed by Salt Lake (CHL) in Reverse Draft, June 1973.

1969-73	GP	G	A	PTS	PIM
Reg. Season	83	2	18	20	4
Playoffs	--	--	--	--	--

**OREST KINDRACHUK** *C* #26  
Acquired with Tom Bladon and Ross Lonsberry from Philadelphia for a first round choice in 1978 amateur draft, June 1978. Signed as a free agent by Washington, Sept. 1981.

1978-81	GP	G	A	PTS	PIM
Reg. Season	144	38	80	118	181
Playoffs	7	4	1	5	7

**PETR KLIMA** *RW* #85  
Acquired from Los Angeles for a conditional draft pick, Oct. 1996. Released Jan. 1997.

1996-97	GP	G	A	PTS	PIM
Reg. Season	9	1	3	4	4
Playoffs	--	--	--	--	--

**GEORGE KONIK** *D* #18  
Acquired with Paul Andrea, Dunc McCallum and Frank Francis from NY Rangers for Larry Jeffrey, June 1967. Purchased by Oakland, Jun 1968.

1967-68	GP	G	A	PTS	PIM
Reg. Season	52	7	8	15	26
Playoffs	--	--	--	--	--

**CHRIS KONTOS** *C* #14  
Acquired from NY Rangers for Ron Duguay, Jan. 1987. Traded to Los Angeles for Bryan Erickson, Feb. 1988.

1987-88	GP	G	A	PTS	PIM
Reg. Season	67	9	16	25	18
Playoffs	--	--	--	--	--

**ALEXEI KOVALEV** *RW* #27  
Acquired from NY Rangers with Harry York and future considerations for Petr Nedved, Chris Tamer and Sean Pronger, Nov. 25, 1998. Traded to NY Rangers with Dan LaCouture, Janne Laukkanen and Mike Wilson for Mikael Samuelsson, Rico Fata, Joel Bouchard and Richard Lintner, Feb. 10, 2003.

1998-2003	GP	G	A	PTS	PIM
Reg. Season	345	149	198	347	357
Playoffs	39	11	17	28	40

**FRANTISEK KUCERA** *D* #26  
Acquired from Columbus for a sixth round choice in 2001 entry draft, Mar. 14, 2001. Traded to Washington with Jaromir Jagr for Kris Beech, Michal Sivek and Ross Lupaschuk, August, 2001.

2001	GP	G	A	PTS	PIM
Reg. Season	7	0	2	2	0
Playoffs	--	--	--	--	--

**JIM KYTE** *D* #3  
Acquired with Andrew McBain and Randy Gilhen from Winnipeg for Randy Cunneynworth, Rick Tabaracci and Dave McLlwain, June 1989. Traded to Calgary for Jiri Hrdina, Dec. 1990.

1989-90	GP	G	A	PTS	PIM
Reg. Season	57	3	1	4	127
Playoffs	--	--	--	--	--

**YVON LABRE** *D* #15/20  
Selected in third round of amateur draft (Toronto OHA), June 1969. Selected by Washington in expansion draft, June 1974.

1970-71/73-74	GP	G	A	PTS	PIM
Reg. Season	37	2	3	5	32
Playoffs	--	--	--	--	--

**DAN LACOUTURE** *LW* #22/33  
Acquired from Edmonton for Sven Butenschon, March 14, 2001. Traded to NY Rangers with Alexei Kovalev, Janne Laukkanen and Mike Wilson for Mikael Samuelsson, Rico Fata, Joel Bouchard and Richard Lintner, Feb. 10, 2003.

2001-03	GP	G	A	PTS	PIM
Reg. Season	137	8	13	21	157
Playoffs	5	0	0	0	2

**PETE LaFRAMBOISE** *LW* #27  
Acquired from Washington for Ron Jones, Jan. 1975. Released Sept. 1976.

1975-76	GP	G	A	PTS	PIM
Reg. Season	35	5	13	18	8
Playoffs	9	1	0	1	0

**JEAN GUY LAGACE** *D* #23/24  
Acquired from Montreal for Larry Hillman, Nov. 1968. Selected by Minnesota in intra-league draft, June 1970. Acquired from Buffalo for Terry Ball, Jan. 1971. Traded with Denis Herron to Kansas City for Michel Plasse, Jan. 1975.

1968-69/72-75	GP	G	A	PTS	PIM
Reg. Season	106	4	20	24	119
Playoffs	--	--	--	--	--

**PATRICK LALIME** *G* #40  
Selected in sixth round of entry draft (Shawinigan QMJHL), June 1993. Rights traded to Anaheim for Sean Pronger, Mar. 1998.

1996-97	GP	G	A	PTS	PIM
Reg. Season	39	0	0	0	0
Playoffs	--	--	--	--	--

**RON LALONDE** *C* #16  
Selected in fourth round of amateur draft (Peterborough OHA), June 1972. Traded to Washington for Lew Morrison, Dec. 1974.

1972-74	GP	G	A	PTS	PIM
Reg. Season	108	10	20	30	16
Playoffs	--	--	--	--	--

# FORMER PENGUINS



**MITCH LAMOREUX** *C* #12  
Selected in eighth round of entry draft (Oshawa OHL), June 1981. Released July 1986.

1983-85	GP	G	A	PTS	PIM
Reg. Season	70	12	9	21	59
Playoffs	--	--	--	--	--

**ROBERT LANG** *C* #20  
Signed as a free agent, Sept. 1997. Claimed by Boston in waiver draft, Sept. 1997. Claimed off waivers from Boston, Oct. 1997. Signed by Washington as a free agent, July 2002.

1997-2001	GP	G	A	PTS	PIM
Reg. Season	283	85	126	211	80
Playoffs	45	7	12	19	6

**TED LANYON** *D* #5  
Purchased from Cleveland (AHL), Aug. 1966. Released June 1970.

1967-68	GP	G	A	PTS	PIM
Reg. Season	5	0	0	0	4
Playoffs	--	--	--	--	--

**PIERRE LAROUCHE** *C* #10  
Selected in first round of amateur draft (Sorel OJHL), May 1974. Traded with a player to be named later (Peter Marsh) to Montreal for Peter Lee and Pete Mahovlich, Nov. 1977.

1974-77	GP	G	A	PTS	PIM
Reg. Season	240	119	134	253	99
Playoffs	15	2	9	11	2

**BRAD LAUER** *LW* #14  
Signed as a free agent, Sept. 1994. Released July 1996.

1995-96	GP	G	A	PTS	PIM
Reg. Season	21	4	1	5	6
Playoffs	12	1	1	2	4

**JANNE LAUKKANEN** *D* #5  
Acquired from Ottawa with Ron Tugnutt for Tom Barrasso, March 14, 2000. Traded to NY Rangers with Alexei Kovalev, Dan LaCouture and Mike Wilson for Mikael Samuelsson, Rico Fata, Joel Bouchard and Richard Lintner, Feb. 10, 2003.

2000-03	GP	G	A	PTS	PIM
Reg. Season	125	11	37	48	82
Playoffs	29	4	6	10	24

**KEVIN LaVALLEE** *LW* #16  
Signed as a free agent, Sept. 1986. Released July 1987.

1986-87	GP	G	A	PTS	PIM
Reg. Season	33	8	20	28	4
Playoffs	--	--	--	--	--

**GORDON LAXTON** *G* #1/30  
Selected in first round of amateur draft (New Westminster WCHL), June 1975. Released July 1983.

1975-79	GP	G	A	PTS	PIM
Reg. Season	17	0	0	0	0
Playoffs	--	--	--	--	--

**JAMIE LEACH** *RW* #20  
Selected in third round of entry draft (Hamilton OHL), June 1987. Claimed off waivers by Hartford, Nov. 1992.

1989-92	GP	G	A	PTS	PIM
Reg. Season	60	7	7	14	10
Playoffs	--	--	--	--	--

**STEVE LEACH** *RW* #23  
Signed as a free agent, Oct. 1999. Released July 2000.

1999-2000	GP	G	A	PTS	PIM
Reg. Season	56	2	3	5	24
Playoffs	--	--	--	--	--

**PATRICK LEBEAU** *LW* #18  
Signed as a free agent, Oct. 1998. Released June 1999.

1998-99	GP	G	A	PTS	PIM
Reg. Season	8	1	0	1	2
Playoffs	--	--	--	--	--

**BILL LeCAINE** *RW* #17  
Signed as a free agent, Aug. 1967. Released June 1969.

1968-69	GP	G	A	PTS	PIM
Reg. Season	4	0	0	0	0
Playoffs	--	--	--	--	--

**DOUG LECUYER** *LW* #23  
Claimed from Winnipeg in waiver draft, Oct. 1982. Released Nov. 1982.

1982	GP	G	A	PTS	PIM
Reg. Season	12	1	4	5	12
Playoffs	--	--	--	--	--

**PETER LEE** *RW* #10  
Acquired with Pete Mahovlich from Montreal for Pierre Larouche and a player to be named later (Peter Marsh), Nov. 1977. Released June 1983.

1977-83	GP	G	A	PTS	PIM
Reg. Season	431	114	131	245	257
Playoffs	19	0	8	8	4

**PETERI LEHTO** *D* #8  
Signed from Turku of the Finnish League, July 1984. Released June 1985.

1984-85	GP	G	A	PTS	PIM
Reg. Season	6	0	0	0	4
Playoffs	--	--	--	--	--

**BOB LEITER** *C* #23  
Purchased from Hershey (AHL), May 1971. Selected by Atlanta in expansion draft, June 1972.

1971-72	GP	G	A	PTS	PIM
Reg. Season	78	14	17	31	18
Playoffs	4	3	0	3	0

**ALAIN LEMIEUX** *C* #11  
Signed as a free agent, Dec. 1986. Released July 1987.

1986-87	GP	G	A	PTS	PIM
Reg. Season	1	0	0	0	0
Playoffs	--	--	--	--	--



# FORMER PENGUINS

## FRANCOIS LEROUX *D* #18

Traded from Ottawa in waiver draft, Jan. 1995. Traded to Colorado for a third round choice in 1998 entry draft, Sept. 1997. Signed as a free agent, July 16, 2002. Traded to Phoenix with Jan Hrdina for Ramzi Abid, Guillaume Lefebvre and Dan Focht, March 11, 2003.

1995-97/2002-03	GP	G	A	PTS	PIM
Reg. Season	165	2	14	16	356
Playoffs	33	1	3	4	34

## NICK LIBETT *LW* #14

Acquired from Detroit for Pete Mahovich, Aug. 1979. Released Aug. 1981.

1979-81	GP	G	A	PTS	PIM
Reg. Season	121	20	18	38	18
Playoffs	5	1	1	2	0

## WILLY LINDSTROM *RW* #19

Selected from Edmonton in waiver draft, Oct. 1985. Released July 1987.

1985-87	GP	G	A	PTS	PIM
Reg. Season	131	24	30	54	36
Playoffs	--	--	--	--	--

## TROY LONEY *LW* #11/24

Selected in third round of entry draft (Lethbridge WHL), June 1982. Selected by Anaheim in expansion draft, June 1993.

1983-94	GP	G	A	PTS	PIM
Reg. Season	532	69	100	169	982
Playoffs	66	8	14	22	97

## ROSS LONSBERRY *LW* #18

Acquired with Tom Bladen and Orest Kindrachuk from Philadelphia for a first round choice in 1978 amateur draft, June 1978. Released June 1981.

1978-81	GP	G	A	PTS	PIM
Reg. Season	236	56	73	129	150
Playoffs	17	2	3	5	13

## DARREN LOWE *RW* #35

Signed as a free agent, Feb. 1984. Released Oct. 1984.

1984	GP	G	A	PTS	PIM
Reg. Season	8	1	2	3	0
Playoffs	--	--	--	--	--

## BERNIE LUKOWICH *RW* #11

Selected in second round of amateur draft (New Westminster WCHL), June 1972. Traded to St. Louis for Bob Stumpf, Jan. 1975.

1973-74	GP	G	A	PTS	PIM
Reg. Season	53	9	10	19	32
Playoffs	--	--	--	--	--

## BRIAN LUNDBERG *D* #2

Selected in ninth round of entry draft (Michigan WCHA), June 1980. Released Dec. 1984.

1982-83	GP	G	A	PTS	PIM
Reg. Season	1	0	0	0	2
Playoffs	--	--	--	--	--

## GILLES LUPIEN *D* #2

Acquired from Montreal for a third round choice in 1983 entry draft, Sept. 1980. Traded to Hartford for a sixth round choice in 1981 entry draft, Feb. 1981.

1980-81	GP	G	A	PTS	PIM
Reg. Season	31	0	1	1	34
Playoffs	--	--	--	--	--

## JACK LYNCH *D* #3

Selected in second round of amateur draft (Oshawa OHA), June 1972. Traded with Jim Rutherford to Detroit for Ron Stackedhouse, Jan. 1974.

1972-74	GP	G	A	PTS	PIM
Reg. Season	64	1	25	26	61
Playoffs	--	--	--	--	--

## STEVE LYON *D* #5

Signed to a tryout contract, Nov. 1976. Released June 1977.

1976-77	GP	G	A	PTS	PIM
Reg. Season	3	0	0	0	2
Playoffs	--	--	--	--	--

## LOWELL MacDONALD *LW* #14/18

Selected from Los Angeles in intra-league draft, June 1970. Released Feb. 1978.

1970-78	GP	G	A	PTS	PIM
Reg. Season	328	140	166	306	60
Playoffs	15	6	4	10	8

## NORM MACIVER *D* #22

Acquired with Troy Murray from Ottawa for Martin Straka, Apr. 1995. Traded to Winnipeg for Neil Wilkinson, Dec. 1995.

1995	GP	G	A	PTS	PIM
Reg. Season	45	2	30	32	38
Playoffs	12	1	4	5	8

## RICK MacLEISH *LW* #7/19

Acquired from Hartford for Russ Anderson and an eighth round choice in 1983 entry draft, Dec. 1981. Signed as a free agent by Philadelphia, Oct. 1983.

1981-83	GP	G	A	PTS	PIM
Reg. Season	46	13	17	30	30
Playoffs	5	1	1	2	0

## AL MacNEIL *D* #3

Selected from NY Rangers in expansion draft, June 1967. Traded to Montreal for Wally Boyer, June 1968.

1967-68	GP	G	A	PTS	PIM
Reg. Season	74	2	10	12	58
Playoffs	--	--	--	--	--

## PETE MAHOVLICH *C* #20/26

Acquired with Peter Lee from Montreal for Pierre Larouche and a player to be named later (Peter Marsh), Nov. 1977. Traded to Detroit for Nick Libett, Aug. 1979.

1977-79	GP	G	A	PTS	PIM
Reg. Season	117	39	75	114	76
Playoffs	2	0	1	1	0

## GREG MALONE *C* #12

Selected in second round of amateur draft (Oshawa OHA), June 1976. Traded to Hartford for a third round choice in 1985 entry draft, Sept. 1983.

1976-83	GP	G	A	PTS	PIM
Reg. Season	495	143	221	364	496
Playoffs	18	3	5	8	32



# FORMER PENGUINS



**KENT MANDERVILLE** *C* #26  
Acquired from Philadelphia for Billy Tibbetts, March 17, 2002. Released July 2003.

2002-03	GP	G	A	PTS	PIM
Reg. Season	86	3	5	8	50
Playoffs	--	--	--	--	--

**JIMMY MANN** *RW* #18  
Signed as a free agent, June 1987. Released, July 1988.

1987-88	GP	G	A	PTS	PIM
Reg. Season	9	0	0	0	53
Playoffs	--	--	--	--	--

**MOE MANTHA** *D* #20  
Acquired with a first round pick in 1984 entry draft from Winnipeg to complete the deal that sent Randy Carlyle to Winnipeg, Mar. 1984. Traded with Craig Simpson, Dave Hannan and Chris Joseph to Edmonton for Paul Coffey, Dave Hunter and Wayne Van Dorp, Nov. 1987.

1984-87	GP	G	A	PTS	PIM
Reg. Season	232	37	131	168	223
Playoffs	--	--	--	--	--

**PAUL MARSHALL** *LW* #20  
Selected in second round of entry draft (Brantford OHA), Aug. 1979. Traded with Kim Davis to Toronto for Dave Burrows and Paul Gardner, Nov. 1980.

1979-80	GP	G	A	PTS	PIM
Reg. Season	59	12	12	24	13
Playoffs	1	0	0	0	0

**DWIGHT MATHIASEN** *RW* #11/22/24/34  
Signed as a free agent, Mar. 1986. Released July 1988.

1986-88	GP	G	A	PTS	PIM
Reg. Season	33	1	7	8	18
Playoffs	--	--	--	--	--

**DICK MATTIUSI** *LW* #5  
Purchased from Cleveland (AHL), Sept. 1966. Traded with Earl Ingarfield and Gene Ubricco to Oakland for Bryan Watson, George Swarbrick and Tracy Pratt, Jan. 1969.

1967-69	GP	G	A	PTS	PIM
Reg. Season	44	0	4	4	32
Playoffs	--	--	--	--	--

**BRYAN MAXWELL** *D* #5  
Claimed from Winnipeg on waivers, Oct. 1983. Released July 1985.

1983-85	GP	G	A	PTS	PIM
Reg. Season	89	3	20	23	141
Playoffs	--	--	--	--	--

**PAT MAYER** *D* #32  
Signed as a free agent, July 1987. Traded to Los Angeles for Tim Tookey, Mar. 1989.

1987-88	GP	G	A	PTS	PIM
Reg. Season	1	0	0	0	4
Playoffs	--	--	--	--	--

**GARY McADAM** *LW* #16  
Acquired from Buffalo for Dave Schultz, Feb. 1979. Traded to Detroit for Earl Thompson, Jan. 1981.

1979-81	GP	G	A	PTS	PIM
Reg. Season	140	27	40	67	95
Playoffs	12	3	3	6	9

**ANDREW McBAIN** *RW* #9  
Acquired with Jim Kyte and Randy Gilhen from Winnipeg for Randy Cunneyworth, Rick Tabaracci and Dave McLwain, June 1989. Traded with Dave Capuano and Dan Quinn to Vancouver for Rod Buskas, Barry Pederson and Tony Tanti, Jan. 1990.

1989-90	GP	G	A	PTS	PIM
Reg. Season	41	5	9	14	51
Playoffs	--	--	--	--	--

**DUNC McCALLUM** *D* #6/26  
Acquired with Paul Andrea and George Konik from NY Rangers for Larry Jeffrey, June 1967. Claimed by Providence (AHL), in reverse draft, June 1969. Purchased from Providence, Jan. 1970. Released Mar. 1971.

1967-71	GP	G	A	PTS	PIM
Reg. Season	185	14	35	49	228
Playoffs	10	1	2	3	12

**KEVIN McCARTHY** *D* #24/25  
Acquired from Vancouver for a third round choice in 1984 entry draft, Jan. 1984. Signed as a free agent by Philadelphia, July 1985.

1984-85	GP	G	A	PTS	PIM
Reg. Season	95	13	26	39	82
Playoffs	--	--	--	--	--

**KEVIN McCLELLAND** *C* #18  
Acquired with Pat Boutette from Hartford as compensation for Hartford signing free agent Greg Millen, June 1981. Traded with a sixth round pick in 1984 entry draft to Edmonton for Tom Roulston, Dec. 1983.

1981-83	GP	G	A	PTS	PIM
Reg. Season	72	8	12	20	139
Playoffs	5	1	1	2	5

**KEITH McCREARY** *LW* #10/21  
Selected from Montreal in expansion draft, June 1967. Selected by Atlanta in expansion draft, June 1972.

1967-72	GP	G	A	PTS	PIM
Reg. Season	292	82	59	141	199
Playoffs	11	0	4	4	6

**AB McDONALD** *LW* #20  
Selected from Detroit in expansion draft, June 1967. Traded to St. Louis in a three-way deal with Philadelphia with Pittsburgh acquiring Lou Angotti, June 1968.

1967-68	GP	G	A	PTS	PIM
Reg. Season	74	22	21	43	38
Playoffs	--	--	--	--	--

**JOE McDONNELL** *D* #2  
Signed as a free agent, Dec. 1984. Released July 1987.

1984-86	GP	G	A	PTS	PIM
Reg. Season	43	2	9	11	22
Playoffs	--	--	--	--	--

**AL McDONOUGH** *RW* #9  
Acquired from Los Angeles for Bob Woytowich, Jan. 1972. Traded to Atlanta for Chuck Arnason and Bob Paradise, Jan. 1974.

1972-74	GP	G	A	PTS	PIM
Reg. Season	152	56	74	130	46
Playoffs	4	0	1	1	0



# FORMER PENGUINS

## SHAWN McEACHERN C/LW #15

Selected in sixth round of entry draft (Matigon, MA HS), June 1987. Traded to Los Angeles for Marty McSorley, Aug. 1993. Acquired with Tomas Sandstrom from Los Angeles for Marty McSorley and Jim Paek, Feb. 1994. Traded to Boston with Kevin Stevens for Bryan Smolinski, Glen Murray and a third round choice in 1996 entry draft, Aug. 1995.

1991-93/94-95	GP	G	A	PTS	PIM
Reg. Season	170	53	59	112	78
Playoffs	48	6	11	17	24

## JIM McGEOUGH RW #16/22

Acquired from Washington for Mark Taylor, Mar. 1985. Released July 1987.

1985-87	GP	G	A	PTS	PIM
Reg. Season	42	4	10	14	20
Playoffs	--	--	--	--	--

## BRIAN MCKENZIE LW #15

Selected in second round of entry draft (St. Catharines OHA), June 1971. Sold to Atlanta, Oct. 1972.

1971-72	GP	G	A	PTS	PIM
Reg. Season	6	1	1	2	4
Playoffs	--	--	--	--	--

## JIM MCKENZIE LW #33

Acquired from Dallas for Mike Needham, Mar. 1994. Released July 1995.

1994-95	GP	G	A	PTS	PIM
Reg. Season	50	2	1	3	79
Playoffs	8	0	0	0	4

## DAVE McLLWAIN C #19/26

Selected in ninth round of entry draft (North Bay OHL), June 1986. Traded with Randy Cunneyworth and Rick Tabaracci to Winnipeg for Jim Kyte, Andrew McBain and Randy Gilhen, June 1989.

Acquired from Ottawa for an eighth round choice in 1996 entry draft, Mar. 1996. Released June 1996.

1987-89/96	GP	G	A	PTS	PIM
Reg. Season	109	14	15	29	50
Playoffs	9	0	1	1	0

## MIKE McMAHON D #26

Acquired from Detroit for Billy Dea, Oct. 1969. Selected by Buffalo in expansion draft, June 1970.

1969-70	GP	G	A	PTS	PIM
Reg. Season	12	1	3	4	19
Playoffs	--	--	--	--	--

## BOB McMANAMA D #15

Signed as a free agent, Aug. 1973. Released June 1978.

1973-76	GP	G	A	PTS	PIM
Reg. Season	99	11	25	36	28
Playoffs	8	0	1	1	6

## MARTY McSORLEY RW/D #4/33

Signed as a free agent, July 1982. Traded with Tim Hrynewich to Edmonton for Gilles Meloche, Sept. 1985. Acquired from Los Angeles for Shawn McEachern, Aug. 1993. Traded to Los Angeles with Jim Paek for Shawn McEachern and Tomas Sandstrom, Feb. 1994.

1983-85/93-94	GP	G	A	PTS	PIM
Reg. Season	134	5	25	30	378
Playoffs	--	--	--	--	--

## MIKE MEEKER RW #8/16

Selected in second round of entry draft (Peterborough OHL), June 1978. Released Nov. 1982.

1978-79	GP	G	A	PTS	PIM
Reg. Season	4	0	0	0	5
Playoffs	--	--	--	--	--

## RON MEIGHAN D #5

Acquired with Anders Hakansson from Minnesota for George Ferguson and a first round choice in 1983 entry draft, Oct. 1982. Released Mar. 1985.

1982-83	GP	G	A	PTS	PIM
Reg. Season	41	2	6	8	16
Playoffs	--	--	--	--	--

## GILLES MELOCHE G #27

Acquired from Edmonton for Tim Hrynewich and Marty McSorley, Sept. 1985. Released July 1988.

1985-88	GP	G	A	PTS	PIM
Reg. Season	104	0	2	2	22
Playoffs	--	--	--	--	--

## DAVE MICHAYLUK LW #34

Signed as a free agent, May 1989. Released June 1992.

1992	GP	G	A	PTS	PIM
Reg. Season	--	--	--	--	--
Playoffs	7	1	1	2	0

## GREG MILLEN G #29

Selected in fifth round of entry draft (Peterborough OHL), June 1977. Signed by Hartford as a free agent, June 1981. Pittsburgh received Pat Boutette and rights to Kevin McClelland as compensation.

1978-81	GP	G	A	PTS	PIM
Reg. Season	135	0	5	5	20
Playoffs	10	0	0	0	0

## KEVIN MILLER C #8

Acquired from San Jose for a fifth round choice in 1996 entry draft and future considerations, Mar. 1996. Released June 1996.

1996	GP	G	A	PTS	PIM
Reg. Season	13	6	5	11	4
Playoffs	18	3	2	5	8

## KIP MILLER C #37

Claimed from NY Islanders in waiver draft, Oct. 1998. Traded to Anaheim for future considerations, Jan. 2000. Signed as a free agent, Sept. 30, 2000. Released July 2001

1998-2001	GP	G	A	PTS	PIM
Reg. Season	154	26	46	72	38
Playoffs	13	2	7	9	19

## DMITRI MIRONOV D #15

Acquired from Toronto for Larry Murphy, July 1995. Traded with Shawn Antoski to Anaheim for Alex Hicks and Fredrik Olausson, Nov. 1996.

1995-96	GP	G	A	PTS	PIM
Reg. Season	87	4	36	40	112
Playoffs	15	0	1	1	10

## CARL MOKOSAK LW #31

Signed as a free agent, July 1986. Released July 1988.

1986-87	GP	G	A	PTS	PIM
Reg. Season	3	0	0	0	4
Playoffs	--	--	--	--	--

# FORMER PENGUINS



## HARTLAND MONOHAN *RW* #8

Acquired from Washington for a first round choice in 1979 entry draft, Oct. 1977. Traded with Syl Apps to Los Angeles for Dave Schultz, Gene Carr and a fourth round choice in 1978 Entry Draft, Nov. 1977.

1977-78	GP	G	A	PTS	PIM
Reg. Season	7	2	0	2	2
Playoffs	--	--	--	--	--

## IAN MORAN *D/RW* #24

Selected in the sixth round of the entry draft, June 1990. Traded to Boston for a fourth round pick in the 2003 entry draft, March 11, 2003.

1995-2003	GP	G	A	PTS	PIM
Reg. Season	432	19	44	63	281
Playoffs	61	1	6	7	20

## JIM MORRISON *D* #27

Purchased from Baltimore (AHL), Oct. 1969. Signed by Baltimore as a free agent, Oct. 1971.

1969-71	GP	G	A	PTS	PIM
Reg. Season	132	5	25	30	72
Playoffs	8	0	3	3	10

## LEW MORRISON *RW* #16

Acquired from Washington for Ron Lalonde, Dec. 1974. Loaned to Binghamton (AHL), Nov. 1977.

1974-78	GP	G	A	PTS	PIM
Reg. Season	214	13	13	26	12
Playoffs	13	0	0	0	0

## JOE MULLEN *RW* #7

Acquired from Calgary for a second round choice in 1990 entry draft, June 1990. Signed as a free agent by Boston, July 1995. Signed as a free agent, Sept. 1996. Retired May 1997.

1990-95/96-97	GP	G	A	PTS	PIM
Reg. Season	379	153	172	325	101
Playoffs	62	15	17	32	24

## GLENN MULVENNA *C* #45

Signed as a free agent, Dec. 1987. Released June 1992.

1991-92	GP	G	A	PTS	PIM
Reg. Season	1	0	0	0	2
Playoffs	--	--	--	--	--

## PAUL MULVEY *LW* #26

Acquired from Washington as compensation for Washington signing Orest Kindrachuk, Sept. 1981. Claimed by Los Angeles on waivers, Dec. 1981.

1981	GP	G	A	PTS	PIM
Reg. Season	27	1	7	8	76
Playoffs	--	--	--	--	--

## CRAIG MUNI *D* #28

Signed as a free agent, Oct. 1996. Released June 1997.

1996-97	GP	G	A	PTS	PIM
Reg. Season	64	0	4	4	36
Playoffs	3	0	0	0	0

## LARRY MURPHY *D* #4/55

Acquired with Peter Taglianetti from Minnesota for Jim Johnson and Chris Dahlquist, Dec. 1990.

Traded to Toronto for Dmitri Mironov and a second round pick in 1996 entry draft, July 1995.

1990-95	GP	G	A	PTS	PIM
Reg. Season	336	78	223	301	215
Playoffs	74	15	57	72	73

## GLEN MURRAY *RW* #27

Acquired with Bryan Smolinski from Boston for Shawn McEachern and Kevin Stevens, Aug. 1995.

Traded to Los Angeles for Eddie Olczyk, Mar. 1997.

1995-97	GP	G	A	PTS	PIM
Reg. Season	135	25	26	51	81
Playoffs	18	2	6	8	10

## TROY MURRAY *C* #12

Acquired with Norm MacIver from Ottawa for Martin Straka, Apr. 1995. Released July 1995.

1995	GP	G	A	PTS	PIM
Reg. Season	13	0	2	2	23
Playoffs	12	2	1	3	12

## MARKUS NASLUND *RW* #29

Selected in first round of entry draft (MoDo Sweden), June 1991. Traded to Vancouver for Alek Stojanov, Mar. 1996.

1993-96	GP	G	A	PTS	PIM
Reg. Season	151	25	42	67	65
Playoffs	--	--	--	--	--

## PAT NEATON *D* #36

Selected in seventh round of entry draft (Michigan CCHA), June 1990. Released July 1995.

1993-95	GP	G	A	PTS	PIM
Reg. Season	9	1	1	2	12
Playoffs	--	--	--	--	--

## PETR NEDVED *C* #93

Acquired with Sergei Zubov from NY Rangers for Luc Robitaille and Ulf Samuelsson, Aug. 1995. Traded with Chris Tamer and Sean Pronger to NY Rangers for Alexei Kovalev and Harry York, Nov. 1998.

1995-97	GP	G	A	PTS	PIM
Reg. Season	154	78	92	170	134
Playoffs	23	11	12	23	28

## MIKE NEEDHAM *RW* #45/39

Selected in sixth round of entry draft (Kamloops WHL), June 1989. Traded to Dallas for Jim McKenzie, Mar. 1994.

1992-94	GP	G	A	PTS	PIM
Reg. Season	81	9	5	14	16
Playoffs	14	2	0	2	4

## TODD NELSON *D* #44

Selected in fourth round of entry draft (Prince Albert WHL), June 1989. Signed as a free agent by Washington, July 1993.

1991-92	GP	G	A	PTS	PIM
Reg. Season	1	0	0	0	0
Playoffs	--	--	--	--	--

## CAM NEWTON *G* #1/30

Selected in eighth round of entry draft (Kitchener OHA), June 1970. Signed by Chicago (WHA), May 1973.

1970-71/72-73	GP	G	A	PTS	PIM
Reg. Season	16	0	1	1	6
Playoffs	--	--	--	--	--



# FORMER PENGUINS

**VILLE NIEMINEN** LW #10  
Acquired from Colorado with Rick Berry for Darius Kasparaitis, March 19, 2002. Released June 2003.

2002-03	GP	G	A	PTS	PIM
Reg. Season	88	10	14	24	101
Playoffs	--	--	--	--	--

**TED NOLAN** LW #25/34  
Purchased from Buffalo, Sept. 1985. Released July 1986.

1985-86	GP	G	A	PTS	PIM
Reg. Season	18	1	1	2	34
Playoffs	--	--	--	--	--

**SIMON NOLET** RW #9  
Acquired with Ed Gilbert and a first round choice in 1976 amateur draft from Kansas City for Steve Durban, Chuck Amason and a first round choice in 1976 amateur draft, Jan. 1975. Sent with Michel Plasse to Colorado as compensation for Pittsburgh signing Denis Herron as a free agent, Aug. 1976.

1975-76	GP	G	A	PTS	PIM
Reg. Season	39	9	8	17	2
Playoffs	3	0	0	0	0

**JOE NORIS** D #27  
Selected in third round of amateur draft (Toronto OHA), June 1971. Traded to St. Louis for Jim Shires, Jan. 1973.

1971-72	GP	G	A	PTS	PIM
Reg. Season	35	2	5	7	36
Playoffs	--	--	--	--	--

**JEFF NORTON** D #4  
Signed as a free agent, Nov. 14, 2000. Traded to San Jose for Bobby Dollas and Johan Hedberg, Mar. 12, 2001.

2000-01	GP	G	A	PTS	PIM
Reg. Season	32	2	10	12	20
Playoffs	--	--	--	--	--

**HANK NOWAK** G #27  
Purchased from Hershey (AHL), May 1973. Traded with a third round choice in 1974 amateur draft to Detroit for Nelson DeBenedet, May 1974.

1973-74	GP	G	A	PTS	PIM
Reg. Season	13	0	0	0	11
Playoffs	--	--	--	--	--

**ROMAN OKSIUTA** RW #20  
Acquired from Anaheim for Richard Park, Mar. 1997. Released Oct. 1997.

1997	GP	G	A	PTS	PIM
Reg. Season	7	0	0	0	4
Playoffs	--	--	--	--	--

**FREDRIK OLAUSSON** D #23  
Acquired with Alex Hicks from Anaheim for Shawn Antoski and Dmitri Mironov, Nov. 1996. Signed as a free agent by Anaheim, July 1998.

1996-98	GP	G	A	PTS	PIM
Reg. Season	127	13	47	60	80
Playoffs	10	0	4	4	2

**EDDIE OLCZYK** LW #27/16  
Acquired from Los Angeles for Glen Murray, Mar. 1997. Signed as a free agent by Chicago, July 1998.

1997-98	GP	G	A	PTS	PIM
Reg. Season	68	15	18	33	41
Playoffs	11	3	0	3	16

**KRZYSZTOF OLIWA** LW #29  
Acquired from Columbus for a third round choice in 2001 Entry Draft, Jan. 14, 2001. Traded to NY Rangers for future considerations, June 2002.

2001-02	GP	G	A	PTS	PIM
Reg. Season	83	1	4	5	281
Playoffs	5	0	0	0	16

**TOM O'REGAN** C #8/12  
Signed as a free agent, Sept. 1983. Released July 1986.

1983-86	GP	G	A	PTS	PIM
Reg. Season	61	5	12	17	10
Playoffs	--	--	--	--	--

**DENNIS OWCHAR** D #25  
Selected in fourth round of amateur draft (Toronto OHA), May 1973. Traded to Colorado for Tom Eder, Dec. 1977.

1974-78	GP	G	A	PTS	PIM
Reg. Season	168	18	49	67	146
Playoffs	8	0	1	1	6

**JIM PAK** D #2/3  
Selected in ninth round of entry draft (Oshawa OHL), June 1985. Traded to Los Angeles with Marty McSorley for Shawn McEachern and Tomas Sandstrom, Feb. 1994.

1990-94	GP	G	A	PTS	PIM
Reg. Season	170	4	26	30	108
Playoffs	27	1	4	5	8

**WILF PAIMENT** RW #9  
Signed as a free agent, July 1987. Released July 1988.

1987-88	GP	G	A	PTS	PIM
Reg. Season	23	2	6	8	39
Playoffs	--	--	--	--	--

**BOB PARADISE** D #2/24  
Acquired with Chuck Amason from Atlanta for Al McDonough, Jan. 1974. Traded to Washington for a second round choice in 1976 amateur draft, Nov. 1975. Acquired from Washington for rights to Don Awrey, Oct. 1977. Released June 1979.

1973-76/77-79	GP	G	A	PTS	PIM
Reg. Season	203	7	33	40	209
Playoffs	7	0	1	1	17

**RICH PARENT** G #31  
Signed as a free agent, Sept. 24, 2000. Released July 2001.

2000-01	GP	G	A	PTS	PIM
Reg. Season	7	0	0	0	0
Playoffs	--	--	--	--	--

**RICHARD PARK** C #26/76  
Selected in second round of entry draft (Belleville OHL), June 1994. Traded to Anaheim for Roman Oksuta, Mar. 1997.

1994-97	GP	G	A	PTS	PIM
Reg. Season	58	4	7	11	38
Playoffs	4	0	0	0	2

# FORMER PENGUINS



## ED PATTERSON

RW

#44

Selected in seventh round of entry draft (Kamloops WHL), June 1991. Released July 1997.

1993-96	GP	G	A	PTS	PIM
Reg. Season	68	3	3	6	56
Playoffs	--	--	--	--	--

## MEL PEARSON

C/LW

#23

Selected from Chicago in expansion draft, June 1967. Sold to Portland (WHL), July 1968.

1967-68	GP	G	A	PTS	PIM
Reg. Season	2	0	1	1	0
Playoffs	--	--	--	--	--

## BARRY PEDERSON

C

#10

Acquired with Rod Buskas from Vancouver for Dave Capuano, Andrew McBain and Dan Quinn, Jan. 1990. Released June 1991.

1990-91	GP	G	A	PTS	PIM
Reg. Season	84	10	26	36	50
Playoffs	--	--	--	--	--

## FRANK PIETRANGELO

G

#40

Selected in seventh round of entry draft (U. of Minnesota WCHA), June 1984. Traded to Hartford for future considerations, Mar. 1992.

1987-92	GP	G	A	PTS	PIM
Reg. Season	87	0	3	3	30
Playoffs	5	0	1	1	2

## DOMENIC PITTIS

C

#23

Selected in the second round of entry draft (Lethbridge WHL), June 1993. Signed as a free agent by Buffalo, July 1998.

1996-97	GP	G	A	PTS	PIM
Reg. Season	1	0	0	0	0
Playoffs	--	--	--	--	--

## MICHEL PLASSE

G

#31

Acquired from Kansas City for Jean Guy Legace and Denis Herron, Jan. 1975. Sent with Simon Nolet to Colorado as compensation for Pittsburgh signing Denis Herron, Aug. 1976.

1975-76	GP	G	A	PTS	PIM
Reg. Season	76	0	3	3	24
Playoffs	3	0	0	0	0

## GREG POLIS

LW

#22

Selected in the first round of amateur draft (Estevan WCHL) June 1970. Traded with Bryan Watson and a second round draft choice in 1974 amateur draft to St. Louis for Bob Kelly, Ab DeMarco and Steve Durbano, Jan. 1974.

1970-74	GP	G	A	PTS	PIM
Reg. Season	256	88	70	158	146
Playoffs	4	0	2	2	0

## PETER POPOVIC

D

#34

Acquired from NY Rangers for Kevin Hatcher, Oct. 1999. Signed by Boston as a free agent, June 2000.

1999-2000	GP	G	A	PTS	PIM
Reg. Season	54	1	5	6	30
Playoffs	10	0	0	0	10

## KELLY PRATT

RW

#12

Signed as a free agent, July 1974. Sold to Hershey (AHL), Aug. 1975.

1974-75	GP	G	A	PTS	PIM
Reg. Season	33	0	6	6	15
Playoffs	--	--	--	--	--

## TRACY PRATT

D

#6/11

Acquired with George Swarbrick and Bryan Watson from Oakland for Earl Ingarfield, Dick Mattiussi and Gene Ubriaco, Jan. 1969. Selected by Buffalo in expansion draft, July 1970.

1968-70	GP	G	A	PTS	PIM
Reg. Season	83	5	12	17	158
Playoffs	10	0	1	1	51

## DEAN PRENTICE

LW

#20

Selected from Detroit in intra-league draft, June 1969. Sold to Minnesota, Oct. 1971.

1969-71	GP	G	A	PTS	PIM
Reg. Season	144	47	42	89	32
Playoffs	12	2	5	7	8

## NOEL PRICE

D

#4

Selected from Montreal in expansion draft, June 1967. Claimed by Springfield (AHL) in reverse draft, June 1969.

1967-69	GP	G	A	PTS	PIM
Reg. Season	143	8	45	53	109
Playoffs	--	--	--	--	--

## PAT PRICE

D

#2

Acquired from Edmonton for Pat Hughes, Mar. 1981. Signed as a free agent by Quebec, Dec. 1982.

1980-82	GP	G	A	PTS	PIM
Reg. Season	128	8	52	60	459
Playoffs	10	1	1	2	49

## TOM PRICE

D

#6/25/28

Signed as a free agent, Feb. 1977. Released June 1980.

1977-79	GP	G	A	PTS	PIM
Reg. Season	19	0	2	2	8
Playoffs	--	--	--	--	--

## KEN PRIESTLAY

C

#18

Acquired from Buffalo for Tony Tanti, Mar. 1991. Released July 1993.

1991-92	GP	G	A	PTS	PIM
Reg. Season	52	2	9	11	4
Playoffs	--	--	--	--	--

## WAYNE PRIMEAU

C

#15

Acquired from Tampa Bay for Matthew Barnaby, Feb. 1, 2001. Traded to San Jose for Matt Bradley, March 11, 2003.

2001-03	GP	G	A	PTS	PIM
Reg. Season	130	8	24	32	127
Playoffs	18	1	3	4	2

## SEAN PRONGER

C

#12

Acquired from Anaheim for rights to Patrick Lalime, Mar. 1998. Traded with Petr Nedved and Chris Tamer to NY Rangers for Alexei Kovalev and Harry York, Nov. 1998.

1998	GP	G	A	PTS	PIM
Reg. Season	7	1	0	1	2
Playoffs	5	0	0	0	4



# FORMER PENGUINS

**JEAN PRONOVOST** RW #19  
 Purchased with John Arbour from Boston, May 1968. Traded to Atlanta with Atlanta sending Dick Redmond to Boston and Boston sending Gregg Sheppard to Pittsburgh, Sept. 1978.

1968-78	GP	G	A	PTS	PIM
Reg. Season	753	316	287	603	306
Playoffs	29	9	9	18	12

**JAMIE PUSHOR** D #3/4  
 Acquired from Columbus for a fourth round pick in the 2003 entry draft, March 15, 2002. Released June 2003.

2002-03	GP	G	A	PTS	PIM
Reg. Season	91	3	3	6	106
Playoffs	--	--	--	--	--

**DAN QUINN** C #10/14/9  
 Acquired from Calgary for Mike Bullard, Nov. 1986. Traded with Andrew McBain and Dave Capuano to Vancouver for Tony Tanti, Barry Pederson and Rod Buskas, Jan. 1990. Signed as a free agent, July 1996. Released Dec. 1996.

1986-90/96	GP	G	A	PTS	PIM
Reg. Season	270	111	165	276	224
Playoffs	11	6	3	9	10

**MIKE RAMSEY** D #6  
 Acquired from Buffalo for Bob Erey, Mar. 1993. Released June 1994.

1993-94	GP	G	A	PTS	PIM
Reg. Season	77	3	4	7	30
Playoffs	13	0	6	6	4

**MARK RECCHI** RW #8/18  
 Selected in fourth round of the entry draft (Kamloops WHL), June 1988. Traded with Brian Benning and Los Angeles' first round choice in 1992 entry draft to Philadelphia for Rick Tocchet, Kjell Samuelsson, Ken Wregget and a conditional draft choice, Feb. 1992.

1988-92	GP	G	A	PTS	PIM
Reg. Season	225	104	148	252	170
Playoffs	24	10	24	34	33

**GREG REDQUEST** G #25  
 Selected in fourth round of amateur draft (Kingston OHL), June 1976. Released June 1979.

1977-78	GP	G	A	PTS	PIM
Reg. Season	1	0	0	0	0
Playoffs	--	--	--	--	--

**NICK RICCI** G #31  
 Selected in the fourth round of entry draft (Niagra Falls OHL), Aug. 1979. Traded with Pat Graham to Toronto for Rocky Saganuik and Vincent Tremblay, Aug. 1983.

1979-83	GP	G	A	PTS	PIM
Reg. Season	19	0	0	0	2
Playoffs	--	--	--	--	--

**STEPHANE RICHER** C #44  
 Signed by Pittsburgh as a free agent, Oct. 2001. Traded to New Jersey for conditional choice in the 2002 entry draft, Mar. 19, 2002.

2001-02	GP	G	A	PTS	PIM
Reg. Season	58	13	12	25	14
Playoffs	--	--	--	--	--

**PAT RIGGIN** G #1  
 Acquired from Boston for Roberto Romano, Feb. 1987. Released July 1988.

1987-88	GP	G	A	PTS	PIM
Reg. Season	39	0	1	1	14
Playoffs	--	--	--	--	--

**GARY RISSLING** RW #10/15/20/23  
 Acquired from Washington for a fifth round choice in 1981 entry draft, Jan. 1981. Released June 1987.

1983-85	GP	G	A	PTS	PIM
Reg. Season	185	20	26	46	832
Playoffs	5	0	1	1	4

**BOB RIVARD** LW #19  
 Selected from Montreal in expansion draft, June 1967. Sent to Baltimore (AHL) to complete an earlier deal where Pittsburgh purchased Jim Morrison, Nov. 1969.

1967-68	GP	G	A	PTS	PIM
Reg. Season	27	5	12	17	4
Playoffs	--	--	--	--	--

**RENE ROBERT** C #14  
 Claimed from Toronto in intra-league draft, June 1971. Traded to Buffalo for Eddie Shack, Mar. 1972.

1971-72	GP	G	A	PTS	PIM
Reg. Season	49	7	11	18	42
Playoffs	--	--	--	--	--

**GORD ROBERTS** D #14/28  
 Acquired from St. Louis for future considerations, Oct. 1990. Signed as a free agent by Boston, June 1992.

1990-92	GP	G	A	PTS	PIM
Reg. Season	134	5	34	39	89
Playoffs	43	1	4	5	95

**LUC ROBITAILLE** LW #20  
 Acquired from Los Angeles for Rick Tocchet and a second round choice in 1995 entry draft, July 1994. Traded to NY Rangers with Ulf Samuelsson for Sergei Zubov and Petr Nedved, Aug. 1995.

1994-95	GP	G	A	PTS	PIM
Reg. Season	46	23	19	42	37
Playoffs	12	7	4	11	26

**RANDY ROBITAILLE** C #22  
 Claimed off waivers from Los Angeles, Jan. 4, 2002. Traded to NY Islanders for a fifth round pick in the 2003 entry draft, March 9, 2003.

2002-03	GP	G	A	PTS	PIM
Reg. Season	81	15	31	46	24
Playoffs	--	--	--	--	--

**DAVE ROCHE** LW #51  
 Selected in third round of entry draft (Peterborough OHL), June 1993. Traded to Calgary with Ken Wregget for Todd Hlushko and German Titov, June 1998.

1995-97	GP	G	A	PTS	PIM
Reg. Season	132	12	12	24	285
Playoffs	16	2	7	9	26

# FORMER PENGUINS



**ROBERTO ROMANO** *G* #30/35  
Signed as a free agent, Dec. 1982. Traded to Boston for Pat Riggin, Feb. 1987. Signed as a free agent, Oct. 1993. Released June 1994.

1982-87/93-94	GP	G	A	PTS	PIM
Reg. Season	125	0	1	1	6
Playoffs	--	--	--	--	--

**TOM ROULSTON** *RW* #12/18  
Acquired from Edmonton for Kevin McLelland and a sixth round choice in 1984 entry draft, Dec. 1983. Released July 1986.

1984-86	GP	G	A	PTS	PIM
Reg. Season	58	11	17	28	10
Playoffs	--	--	--	--	--

**MIKE ROWE** *D* #5/33  
Selected in the third round of entry draft (Toronto OHL), June 1983. Released July 1988.

1984-87	GP	G	A	PTS	PIM
Reg. Season	11	0	0	0	11
Playoffs	--	--	--	--	--

**DUANE RUPP** *D* #2  
Acquired from Minnesota for Leo Boivin, Jan. 1969. Released June 1974.

1969-74	GP	G	A	PTS	PIM
Reg. Season	265	21	83	104	170
Playoffs	10	2	2	4	8

**TERRY RUSKOWSKI** *LW* #8  
Signed as a free agent, Oct. 1985. Signed by Minnesota as a free agent, July 1987.

1985-87	GP	G	A	PTS	PIM
Reg. Season	143	40	74	114	309
Playoffs	--	--	--	--	--

**JIM RUTHERFORD** *G* #1/29  
Selected from Detroit in intra-league draft, June 1971. Traded with Jack Lynch to Detroit for Ron Stackhouse, Jan. 1974.

1971-74	GP	G	A	PTS	PIM
Reg. Season	115	0	1	1	18
Playoffs	4	0	0	0	0

**ROCKY SAGANIUK** *RW* #11/33  
Acquired with Vincent Tremblay from Toronto for Pat Graham and Nick Ricci, Aug. 1983. Removed from reserve list, July 1984.

1983-84	GP	G	A	PTS	PIM
Reg. Season	29	1	3	4	37
Playoffs	--	--	--	--	--

**KJELL SAMUELSSON** *D* #23/28  
Acquired with Rick Tocchet, Ken Wregget and a conditional draft pick from Philadelphia for Mark Recchi, Brian Benning and Los Angeles' first round choice in 1992 entry draft, Feb. 1992. Signed as a free agent by Philadelphia, July 1995.

1992-95	GP	G	A	PTS	PIM
Reg. Season	183	10	22	32	312
Playoffs	44	0	7	7	66

**MIKAEL SAMUELSSON** *RW* #37  
Acquired with Joel Bouchard, Rico Fata and Richard Lintner from NY Rangers for Alexei Kovalev, Dan LaCouture, Janne Laukkanen and Mike Wilson, Feb. 10, 2003. Traded to Florida with a first round and a third round pick in the 2003 entry draft for a first round and fourth round pick in the 2003 entry draft, June 21, 2003.

2003	GP	G	A	PTS	PIM
Reg. Season	22	2	0	2	8
Playoffs	--	--	--	--	--

**ULF SAMUELSSON** *D* #5  
Acquired with Ron Francis and Grant Jennings from Hartford for John Cullen, Zarley Zalapski and Jeff Parker, Mar. 1991. Traded with Luc Robitaille to NY Rangers for Petr Nedved and Sergei Zubov, Aug. 1995.

1991-95	GP	G	A	PTS	PIM
Reg. Season	277	11	83	94	804
Playoffs	66	4	12	16	123

**DEREK SANDERSON** *C* #16  
Signed as a free agent, Mar. 1978. Released June 1978.

1978	GP	G	A	PTS	PIM
Reg. Season	13	3	1	4	0
Playoffs	--	--	--	--	--

**TOMAS SANDSTROM** *RW* #17  
Acquired with Shawn McEachern from Los Angeles for Marty McSorley and Jim Paek, Feb. 1994. Traded to Detroit for Greg Johnson, Jan. 1997.

1994-97	GP	G	A	PTS	PIM
Reg. Season	172	71	84	155	168
Playoffs	36	7	5	12	50

**GRANT SASSER** *C* #19  
Selected in fifth round of entry draft (Portland WHL), June 1982. Released July 1986.

1983-84	GP	G	A	PTS	PIM
Reg. Season	3	0	0	0	0
Playoffs	--	--	--	--	--

**GLEN SATHER** *LW* #16  
Selected from Boston in intra-league draft, June 1969. Traded to NY Rangers for Syl Apps and Sheldon Kannegiesser, Jan. 1971.

1969-71	GP	G	A	PTS	PIM
Reg. Season	122	20	17	37	210
Playoffs	10	0	2	2	17

**RYAN SAVOIA** *C* #18  
Signed as a free agent, Apr. 1995. Released July 1999.

1998-99	GP	G	A	PTS	PIM
Reg. Season	3	0	0	0	0
Playoffs	--	--	--	--	--

**KEN SCHINKEL** *RW* #12  
Selected from NY Rangers in expansion draft, June 1967. Retired Jan. 1973.

1967-73	GP	G	A	PTS	PIM
Reg. Season	371	93	143	236	86
Playoffs	13	6	1	7	4



# FORMER PENGUINS

## **NORM SCHMIDT** *D* #3/25

Selected in fourth round of entry draft (Oshawa OHL), June 1981. Released July 1988.

1983-84/85-88	GP	G	A	PTS	PIM
Reg. Season	125	23	33	56	73
Playoffs	--	--	--	--	--

## **RON SCHOCK** *C* #17

Acquired with Craig Cameron from St. Louis for Lou Angotti and a first round choice in 1971 entry draft, June 1969. Traded to Buffalo for Brian Spencer, Sept. 1977.

1969-77	GP	G	A	PTS	PIM
Reg. Season	619	124	280	404	201
Playoffs	29	2	12	14	23

## **DWIGHT SCHOFIELD** *D* #4

Purchased from Washington, Oct. 1986. Released July 1987.

1986-87	GP	G	A	PTS	PIM
Reg. Season	25	1	6	7	59
Playoffs	--	--	--	--	--

## **DAVE SCHULTZ** *LW* #8

Acquired with Gene Carr and a fourth round choice in 1978 amateur draft from Los Angeles for Syl Apps and Hartland Monahan, Nov. 1977. Traded to Buffalo for Gary McAdam, Feb. 1979.

1977-79	GP	G	A	PTS	PIM
Reg. Season	113	13	34	47	535
Playoffs	--	--	--	--	--

## **ROD SCHUTT** *LW* #23/27

Acquired from Montreal for a first round choice in 1981 entry draft, Oct. 1978. Signed as a free agent by Toronto, Oct. 1985.

1978-85	GP	G	A	PTS	PIM
Reg. Season	278	76	92	168	177
Playoffs	22	8	6	14	26

## **JEFF SEROWIK** *D* #16

Signed as a free agent, Oct. 1998. Released July 1999.

1998-99	GP	G	A	PTS	PIM
Reg. Season	26	0	6	6	16
Playoffs	--	--	--	--	--

## **EDDIE SHACK** *LW* #23/24

Acquired from Buffalo for Rene Robert, Mar. 1972. Purchased by Toronto, July 1973.

1972-73	GP	G	A	PTS	PIM
Reg. Season	87	30	29	59	96
Playoffs	4	0	1	1	15

## **DOUG SHEDDEN** *RW* #14

Selected in fifth round of entry draft (Sault St. Marie OHL), June 1980. Traded to Detroit for Ron Duguay, Mar. 1986.

1981-86	GP	G	A	PTS	PIM
Reg. Season	332	123	159	282	148
Playoffs	--	--	--	--	--

## **GREGG SHEPPARD** *C* #19

Acquired from Boston with Boston receiving Dick Redmond from Atlanta and Pittsburgh sending Jean Pronovost to Atlanta, Sept. 1978. Released June 1982.

1978-82	GP	G	A	PTS	PIM
Reg. Season	241	50	73	123	113
Playoffs	17	4	7	11	2

## **JIM SHIRES** *LW* #27

Acquired from St. Louis for Joe Noris, Jan. 1973. Released June 1974.

1973	GP	G	A	PTS	PIM
Reg. Season	18	1	2	3	2
Playoffs	--	--	--	--	--

## **ROMAN SIMICEK** *C* #15

Selected in the ninth round of the entry draft, June 2000. Traded to Minnesota for Steve McKenna, Jan. 13, 2001.

2000-01	GP	G	A	PTS	PIM
Reg. Season	29	3	6	9	30
Playoffs	--	--	--	--	--

## **CHARLIE SIMMER** *RW* #13/16

Selected from Boston in waiver draft, Oct. 1988. Released July 1989.

1988-89	GP	G	A	PTS	PIM
Reg. Season	50	11	17	28	24
Playoffs	--	--	--	--	--

## **BOB SIMPSON** *LW* #28/33

Signed as a free agent, Oct. 1981. Released July 1984.

1981-83	GP	G	A	PTS	PIM
Reg. Season	30	10	9	19	4
Playoffs	2	0	0	0	0

## **CRAIG SIMPSON** *RW* #18

Selected in the first round of entry draft (Michigan State CCHA), June 1985. Traded with Dave Hannan, Chris Joseph and Moe Mantha to Edmonton for Paul Coffey, Dave Hunter and Wayne Van Dorp, Nov. 1988.

1985-88	GP	G	A	PTS	PIM
Reg. Season	169	50	55	105	140
Playoffs	--	--	--	--	--

## **VILLE SIREN** *D* #5

Acquired from Hartford for Pat Boutette, Nov. 1984. Traded with Steve Gotaas to Minnesota for Scott Bjugstad and Gord Dineen, Dec. 1988.

1984-88	GP	G	A	PTS	PIM
Reg. Season	187	10	45	55	144
Playoffs	--	--	--	--	--

## **PAVEL SKRBEK** *D* #46

Selected in second round of entry draft (Kladno Czech), June 1996. Traded to Nashville for Bob Boughner, Mar. 2000.

1998-99	GP	G	A	PTS	PIM
Reg. Season	4	0	0	0	2
Playoffs	--	--	--	--	--

## **PETER SKUDRA** *G* #1

Signed as a free agent, Sept. 1997. Signed by Boston as a free agent, Sept. 2000.

1997-2000	GP	G	A	PTS	PIM
Reg. Season	74	0	0	0	0
Playoffs	1	0	0	0	0

## **JOHN SLANEY** *D* #32

Signed as a free agent, Sept. 1999. Traded to Philadelphia for Kevin Stevens, Jan. 14, 2001.

1999-2001	GP	G	A	PTS	PIM
Reg. Season	29	1	4	5	10
Playoffs	2	1	0	1	2



# FORMER PENGUINS



**JIRI SLEGR** *D* #71  
Rights acquired from Edmonton for third round choice in 1998 entry draft, Aug. 1997. Traded to Atlanta Thrashers for draft choice, Jan. 14 2001.

1997-2001	GP	G	A	PTS	PIM
Reg. Season	252	24	62	86	338
Playoffs	29	3	10	13	33

**AL SMITH** *G* #29  
Purchased from Toronto, June 1969. Selected by Detroit in intra-league draft, June 1971

1969-71	GP	G	A	PTS	PIM
Reg. Season	93	0	0	0	61
Playoffs	3	0	0	0	0

**DOUG SMITH** *C* #15  
Acquired from Vancouver for cash, Feb. 1990. Released June 1990.

1990	GP	G	A	PTS	PIM
Reg. Season	10	1	1	2	25
Playoffs	--	--	--	--	--

**BRYAN SMOLINSKI** *C* #8/20  
Acquired with Glen Murray and a third round pick in 1996 entry draft from Boston for Shawn McEachern and Kevin Stevens, Aug. 1995. Traded to NY Islanders for Darius Kasparaitis and Andreas Johansson, Nov. 1996.

1995-96	GP	G	A	PTS	PIM
Reg. Season	81	24	40	64	69
Playoffs	18	5	4	9	10

**RON SNELL** *RW* #14/16  
Selected in second round of entry draft (Regina WCJHL), June 1968. Sold to Hershey (AHL), June 1973.

1968-70	GP	G	A	PTS	PIM
Reg. Season	7	3	2	5	6
Playoffs	--	--	--	--	--

**TED SNELL** *RW* #10  
Signed as a free agent, Oct. 1973. Selected by Kansas City in expansion draft, June 1974.

1973-74	GP	G	A	PTS	PIM
Reg. Season	55	4	12	16	8
Playoffs	--	--	--	--	--

**GARTH SNOW** *G* #34  
Signed as a free agent, Oct. 10, 2000. Signed by NY Islanders as a free agent, July 2001.

2000-01	GP	G	A	PTS	PIM
Reg. Season	35	0	0	0	8
Playoffs	--	--	--	--	--

**MARTIN SONNENBERG** *LW* #12  
Signed as a free agent, Oct. 1998. Signed by Calgary as a free agent, July 2002.

1998-2002	GP	G	A	PTS	PIM
Reg. Season	58	2	3	5	19
Playoffs	7	0	0	0	0

**BILLY SPEER** *D* #17  
Purchased from Cleveland (AHL), Sept. 1966. Selected by Boston in intra-league draft, June 1969.

1967-69	GP	G	A	PTS	PIM
Reg. Season	102	4	17	21	71
Playoffs	--	--	--	--	--

**BRIAN SPENCER** *LW* #22  
Acquired from Buffalo for Ron Schock, Sept. 1977. Loaned to Binghamton (AHL), Oct. 1978.

1977-78	GP	G	A	PTS	PIM
Reg. Season	86	9	11	20	81
Playoffs	--	--	--	--	--

**RON STACKHOUSE** *D* #3  
Acquired from Detroit for Jim Rutherford and Jack Lynch, Jan. 1974. Retired Nov. 1982.

1973-82	GP	G	A	PTS	PIM
Reg. Season	621	66	277	343	547
Playoffs	32	5	8	13	38

**PAUL STANTON** *D* #22/23  
Selected in eighth round of entry draft (Catholic Memorial HS, Boston), June 1985. Traded to Boston for a third round choice in 1994 Entry Draft, Oct. 1993.

1990-93	GP	G	A	PTS	PIM
Reg. Season	206	11	38	49	199
Playoffs	44	2	10	12	66

**MIKE STAPLETON** *C* #26  
Signed as a free agent, Sept. 1992. Claimed on waivers by Edmonton, Feb. 1994.

1992-94	GP	G	A	PTS	PIM
Reg. Season	136	11	13	24	28
Playoffs	4	0	0	0	0

**KEVIN STEVENS** *LW* #25  
Rights acquired from Los Angeles for Anders Hakansson, Sept. 1983. Traded to Boston with Shawn McEachern by Bryan Smolinski, Glen Murray and a third round choice in 1996 entry draft, Aug. 1995. Acquired from Philadelphia for John Slaney, Jan. 14, 2001.

1987-95/2001	GP	G	A	PTS	PIM
Reg. Season	522	260	295	555	1046
Playoffs	103	46	60	106	170

**BOB STEWART** *D* #8  
Acquired from St. Louis for Blair Chapman, Nov. 1979. Released Nov. 1982.

1979-80	GP	G	A	PTS	PIM
Reg. Season	65	3	7	10	52
Playoffs	5	1	1	2	2

**JOHN STEWART** *LW* #20/23/25  
Selected in second round of entry draft (Flin Flon WCHL), June 1970. Selected by Atlanta in Expansion Draft, June 1972.

1970-72	GP	G	A	PTS	PIM
Reg. Season	40	4	9	13	32
Playoffs	--	--	--	--	--

**ANDRE ST. LAURENT** *C* #34  
Selected from Los Angeles on waivers, Feb. 1982. Traded to Detroit for future considerations, Oct. 1983.

1982-83	GP	G	A	PTS	PIM
Reg. Season	96	23	14	37	130
Playoffs	5	2	1	3	8



# FORMER PENGUINS

## ALEK STOJANOV LW #11/25

Acquired from Vancouver for Markus Naslund, Mar. 1996. Released July 1998.

1996-98	GP	G	A	PTS	PIM
Reg. Season	45	2	4	6	86
Playoffs	9	0	0	0	19

## BLAINE STOUGHTON RW #12

Selected in first round of entry draft (Flin Flon WCHL), May 1973. Traded with first round choice in 1977 entry draft to Toronto for Rick Kehoe, Sept. 1974.

1973-74	GP	G	A	PTS	PIM
Reg. Season	34	5	6	11	8
Playoffs	--	--	--	--	--

## ART STRATTON LW #7

Selected from Chicago in expansion draft, June 1967. Purchased by Philadelphia to complete an earlier trade in which Pittsburgh received Wayne Hicks, Mar. 1968.

1967-68	GP	G	A	PTS	PIM
Reg. Season	58	16	21	37	16
Playoffs	--	--	--	--	--

## BOB STUMPF D #29

Acquired from St. Louis for Bernie Lukowich, Jan. 1975. Loaned to Hershey (AHL), Oct. 1975

1975	GP	G	A	PTS	PIM
Reg. Season	3	0	0	0	0
Playoffs	--	--	--	--	--

## RICH SUTTER RW #9/23

Selected in first round of entry draft (Lethbridge WHL), June 1982. Traded with a second and third round choice in 1984 entry draft to Philadelphia for Andy Brickley, Mark Taylor, Ron Flockhart and a first and third round choice in 1984 entry draft, Oct. 1983.

1982-84	GP	G	A	PTS	PIM
Reg. Season	9	0	0	0	0
Playoffs	--	--	--	--	--

## GARY SWAIN LW #24

Selected in first round of entry draft (Niagra Falls OHA), June 1968. Released June 1971.

1968-69	GP	G	A	PTS	PIM
Reg. Season	9	1	1	2	0
Playoffs	--	--	--	--	--

## GEROGE SWARBRICK RW #10/15/20/23

Acquired with Bryan Watson and Tracy Pratt from Oakland for Earl Ingarfield, Gene Ubriaco and Dick Mattiussi, Jan. 1969. Traded to Philadelphia for Terry Bell, June 1970.

1969-70	GP	G	A	PTS	PIM
Reg. Season	31	1	7	8	36
Playoffs	--	--	--	--	--

## RICK TABARACCI G #31

Selected in second round of entry draft (Cornwall OHL), June 1987. Traded with Randy Cunneyworth and Dave McLlwain to Winnipeg for Jim Kyte, Andrew McBain and Randy Gilhen, June 1989.

1988-89	GP	G	A	PTS	PIM
Reg. Season	1	0	0	0	2
Playoffs	--	--	--	--	--

## PETER TAGLIANETTI D #32

Acquired with Larry Murphy from Minnesota for Jim Johnson and Chris Dahlquist, Dec. 1990. Selected by Tampa Bay in expansion draft, June 1992. Acquired from Tampa Bay for a third round choice in 1993 entry draft, Mar. 1993. Released July 1995.

1990-92/93-95	GP	G	A	PTS	PIM
Reg. Season	167	7	28	35	338
Playoffs	39	1	7	8	83

## DALE TALLON D #4/19

Acquired from Chicago for a second round choice in 1980 entry draft, Oct. 1978. Released June 1980.

1980-80	GP	G	A	PTS	PIM
Reg. Season	95	10	33	43	53
Playoffs	4	0	0	0	4

## CHRIS TAMER D #2

Selected in fourth round of entry draft (U. of Michigan CCHA), June 1990. Traded to NY Rangers with Petr Nedved and Sean Pronger for Alexei Kovalev and Harry York, Nov. 1998.

1993-98	GP	G	A	PTS	PIM
Reg. Season	242	8	21	29	556
Playoffs	37	0	8	8	52

## TONY TANTI RW #9

Acquired with Rod Buskas from Vancouver for Dave Capuano, Andrew McBain and Dan Quinn, Jan. 1990. Traded to Buffalo for Ken Priestlay, Mar. 1991.

1990-91	GP	G	A	PTS	PIM
Reg. Season	83	20	30	50	66
Playoffs	--	--	--	--	--

## BOB TAYLOR G #30

Acquired with Ed Van Impe from Philadelphia for Gary Inness, Mar. 1976. Released June 1976.

1976	GP	G	A	PTS	PIM
Reg. Season	2	0	0	0	0
Playoffs	--	--	--	--	--

## MARK TAYLOR C #16

Acquired with Ron Flockhart, Andy Brickley and a first and third round choice in 1984 entry draft from Philadelphia for Rich Sutter and a second and third round choice in 1984 entry draft, Oct. 1983. Traded to Washington for Jim McGeough, Mar. 1985.

1983-85	GP	G	A	PTS	PIM
Reg. Season	106	31	41	72	43
Playoffs	--	--	--	--	--

## GREG TEBBUTT D #34

Signed as a free agent, July 1983. Released July 1985.

1983-84	GP	G	A	PTS	PIM
Reg. Season	14	1	8	9	16
Playoffs	--	--	--	--	--

## ERROL THOMPSON LW #6

Acquired from Detroit for Gary McAdam, Jan. 1981. Released Nov. 1982.

1981-82	GP	G	A	PTS	PIM
Reg. Season	34	6	8	14	12
Playoffs	--	--	--	--	--

# FORMER PENGUINS



## TOM THORNBURY

**D #34**

Selected in third round of entry draft (Niagara Falls OHL), June 1981. Traded to Quebec for Brian Ford, Dec. 1984.

1983-84	GP	G	A	PTS	PIM
Reg. Season	14	1	8	9	16
Playoffs	--	--	--	--	--

## BILLY TIBBETTS

**RW #12**

Signed as a free agent, April 10, 2000. Traded to Philadelphia for Kent Manderville, Mar. 2002.

2000-02	GP	G	A	PTS	PIM
Reg. Season	62	2	7	9	188
Playoffs	--	--	--	--	--

## DAVE TIPPET

**LW/C #14**

Signed as a free agent, Aug. 1992. Released June 1993.

1992-93	GP	G	A	PTS	PIM
Reg. Season	74	6	19	25	56
Playoffs	12	1	4	5	14

## GERMAN TITOV

**LW #31/9**

Acquired with Todd Hlushko from Calgary for Ken Wregget and Dave Roche, June 1998. Traded to Edmonton for Josef Beranek, Mar. 2000.

1998-2000	GP	G	A	PTS	PIM
Reg. Season	135	28	70	98	68
Playoffs	11	3	5	8	4

## RICK TOCCHET

**RW #92/22**

Acquired with Kjell Samuelsson, Ken Wregget and a conditional draft pick from Philadelphia for Mark Recchi, Brian Benning and Los Angeles' first round pick in 1992 entry draft, Feb. 1992. Traded to Los Angeles with Pittsburgh's second round choice in 1995 entry draft for Luc Robitaille, July 1994.

1992-94	GP	G	A	PTS	PIM
Reg. Season	150	76	103	179	435
Playoffs	32	15	22	37	68

## TIM TOOKEY

**C #11**

Signed as a free agent, Sept. 1983. Signed as a free agent by Philadelphia, July 1985.

1983-84	GP	G	A	PTS	PIM
Reg. Season	8	0	2	2	2
Playoffs	--	--	--	--	--

## DAN TREBIL

**D #3**

Acquired from Anaheim for fifth round choice in 2000 entry draft, Mar. 2000. Signed by NY Islanders as a free agent, July 2000. Acquired from NY Islanders for ninth round draft choice, Nov. 14, 2000. Traded to St. Louis for Marc Bergevin, Dec. 28, 2000.

2000	GP	G	A	PTS	PIM
Reg. Season	19	1	0	1	7
Playoffs	--	--	--	--	--

## VINCENT TREMBLAY

**G #31**

Acquired with Rocky Saganluk from Toronto for Nick Ricci and Pat Graham, Aug. 1993. Released July 1984.

1983-84	GP	G	A	PTS	PIM
Reg. Season	4	0	0	0	2
Playoffs	--	--	--	--	--

## BRYAN TROTTIER

**C #19**

Signed as a free agent, July 1990. Retired Aug. 1992. Signed as a free agent, June 1993. Retired Aug. 1994.

1990-92/93-94	GP	G	A	PTS	PIM
Reg. Season	156	24	48	72	114
Playoffs	46	7	7	14	57

## RON TUGNUTT

**G #31**

Acquired from Ottawa with Janne Laukkanen for Tom Barrasso, Mar. 2000. Signed by Columbus as a free agent, June 2000.

2000	GP	G	A	PTS	PIM
Reg. Season	7	0	0	0	0
Playoffs	11	0	0	0	2

## IAN TURNBULL

**D #7**

Signed as a free agent, Oct. 1982. Released July 1983.

1982-83	GP	G	A	PTS	PIM
Reg. Season	7	0	0	0	4
Playoffs	--	--	--	--	--

## GENE UBRIACO

**LW/C #11**

Acquired from Hershey (AHL) for Gil Gilbert, Oct. 1967. Traded with Earl Ingarfield and Dick Mattiussi to Oakland for George Swarbrick, Bryan Watson and Tracy Pratt, Jan. 1969.

1967-69	GP	G	A	PTS	PIM
Reg. Season	114	33	26	59	30
Playoffs	--	--	--	--	--

## GARRY VALK

**LW #26/8/18**

Acquired from Anaheim for J.J. Daigneault, Feb. 1997. Signed as a free agent by Toronto, Oct. 1998.

1997-98	GP	G	A	PTS	PIM
Reg. Season	56	5	5	10	58
Playoffs	--	--	--	--	--

## WAYNE VAN DORP

**LW #22**

Acquired with Paul Coffey and Dave Hunter from Edmonton for Craig Simpson, Chris Joseph, Dave Hannan and Moe Mantha, Nov. 1987. Traded to Buffalo for future considerations, Sept. 1988.

1987-88	GP	G	A	PTS	PIM
Reg. Season	25	1	3	4	75
Playoffs	--	--	--	--	--

## ED VAN IMPE

**D #2**

Acquired with Bobby Taylor from Philadelphia for Gary Inness, Mar. 1976. Released July 1977.

1976-77	GP	G	A	PTS	PIM
Reg. Season	22	0	8	8	22
Playoffs	3	0	1	1	2

## VLADIMIR VUJTEK

**LW #19**

Signed as a free agent, July 15, 2002. Released Nov. 15, 2002.

2002	GP	G	A	PTS	PIM
Reg. Season	6	0	1	1	0
Playoffs	--	--	--	--	--



# FORMER PENGUINS

**BRYAN WATSON** *D* #5  
Acquired with George Swarbrick and Tracy Pratt from Oakland for Earl Ingarfield, Gene Ubriaco and Dick Mattiussi, Jan. 1969. Traded with Greg Polis and a second round choice in 1974 amateur draft to St. Louis for Steve Durban, Ab DeMarco and Bob Kelly, Jan. 1974.

1969-74	GP	G	A	PTS	PIM
Reg. Season	303	8	57	65	871
Playoffs	14	0	0	0	38

**WALLY WEIR** *D* #23  
Selected from Hartford in waiver draft, Mar. 1985. Released July 1985.

1985	GP	G	A	PTS	PIM
Reg. Season	14	0	3	3	34
Playoffs	--	--	--	--	--

**CHRIS WELLS** *C* #12  
Selected in first round of entry draft (Seattle WHL), June 1994. Traded to Florida for Stu Barnes and Jason Woolley, Nov. 1996.

1995-96	GP	G	A	PTS	PIM
Reg. Season	54	2	2	4	59
Playoffs	--	--	--	--	--

**BRAD WERENKA** *D* #5  
Signed as a free agent, July 1997. Traded to Calgary for Rene Corbet and Tyler Moss, Mar. 2000.

1997-2000	GP	G	A	PTS	PIM
Reg. Season	213	12	41	53	208
Playoffs	19	2	1	3	14

**JIM WILEY** *C* #8  
Signed as a free agent, June 1972. Selected by Vancouver in intra-league draft, June 1974.

1972-74	GP	G	A	PTS	PIM
Reg. Season	26	0	4	4	2
Playoffs	--	--	--	--	--

**BARRY WILKINS** *D* #5  
Acquired from Vancouver for Ab DeMarco, Nov. 1974. Signed as a free agent by Edmonton (WHA), Sept. 1976.

1974-76	GP	G	A	PTS	PIM
Reg. Season	133	5	56	61	203
Playoffs	6	0	1	1	4

**NEIL WILKINSON** *D* #6  
Acquired from Winnipeg for Norm Maciver, Dec. 1995. Retired Apr. 1999.

1995-99	GP	G	A	PTS	PIM
Reg. Season	122	4	14	18	169
Playoffs	20	0	1	1	18

**DUNC WILSON** *G* #29  
Acquired from NY Rangers for a fourth round choice in 1978 entry draft, Oct. 1976. Purchased by Vancouver, Nov. 1978.

1976-78	GP	G	A	PTS	PIM
Reg. Season	66	0	2	2	21
Playoffs	--	--	--	--	--

**MIKE WILSON** *D* #4  
Signed as a free agent, July 12, 2001. Traded to NY Rangers with Alexei Kovalev, Dan LaCouture and Janne Laukkanen for Mikael Samuelsson, Rico Fata, Joel Bouchard and Richard Lintner, Feb. 10, 2003.

2001-03	GP	G	A	PTS	PIM
Reg. Season	22	1	1	2	17
Playoffs	--	--	--	--	--

**MITCH WILSON** *C* #33  
Signed as a free agent, July 1986. Released Jan. 1991.

1986-87	GP	G	A	PTS	PIM
Reg. Season	17	2	1	3	83
Playoffs	--	--	--	--	--

**BENNETT WOLF** *D* #3/6/16  
Selected in third round of entry draft (Kitchener OHL), Aug. 1979. Released July 1985.

1980-83	GP	G	A	PTS	PIM
Reg. Season	30	0	1	1	133
Playoffs	--	--	--	--	--

**JASON WOOLLEY** *D* #22  
Acquired with Stu Barnes from Florida for Chris Wells, Nov. 1996. Traded to Buffalo for a fifth round choice in 1998 entry draft, Sept. 1997.

1996-97	GP	G	A	PTS	PIM
Reg. Season	57	6	30	36	28
Playoffs	5	0	3	3	0

**BOB WOYTOWICH** *D* #3/20  
Acquired from Minnesota for a first round choice in 1972 amateur draft, Oct. 1968. Traded to Los Angeles for Al McDonough, June 1972.

1968-72	GP	G	A	PTS	PIM
Reg. Season	248	22	71	93	151
Playoffs	10	1	2	3	2

**KEN WREGGET** *G* #31  
Acquired with Rick Tocchet, Kjell Samuelsson and a conditional draft pick from Philadelphia for Mark Recchi, Brian Benning and Los Angeles' first round choice in 1992 entry draft, Feb. 1992. Traded with Dave Roche to Calgary for German Titov and Todd Hlushko, June 1998.

1992-98	GP	G	A	PTS	PIM
Reg. Season	212	0	5	5	50
Playoffs	26	0	1	1	9

**TYLER WRIGHT** *C* #29  
Acquired from Edmonton for a seventh round choice in 1996 entry draft, June 1996. Selected by Columbus in the expansion draft, June 2000.

1996-2000	GP	G	A	PTS	PIM
Reg. Season	238	17	16	33	317
Playoffs	11	3	1	4	17

**HARRY YORK** *C* #32  
Acquired with Alexei Kovalev from NY Rangers for Petr Nedved, Chris Tamer and Sean Pronger, Nov. 1998. Acquired off waivers by Vancouver, Dec. 1998.

1998	GP	G	A	PTS	PIM
Reg. Season	2	0	0	0	0
Playoffs	--	--	--	--	--

# FORMER PENGUINS



## SCOTT YOUNG RW/LW #6/34

Acquired from Hartford for Rob Brown, Dec. 1990. Rights traded to Quebec for Bryan Fogarty, Mar. 1992.

1990-91	GP	G	A	PTS	PIM
Reg. Season	43	11	16	27	33
Playoffs	17	1	6	7	2

## WARREN YOUNG LW #11/35

Signed as a free agent, Aug. 1983. Signed by Detroit as a free agent, July 1985. Purchased from Detroit, Oct. 1986. Sold to Detroit, May 1987. Signed as a free agent Sept. 1987. Released July 1988.

1983-85/86-88	GP	G	A	PTS	PIM
Reg. Season	152	49	52	101	313
Playoffs	--	--	--	--	--

## WENDELL YOUNG G #1

Acquired with seventh round choice in 1990 entry draft from Philadelphia for a third round choice in 1990 Entry Draft, Sept. 1988. Selected by Tampa Bay in Expansion Draft, June 1992. Acquired from Tampa Bay for future considerations, Feb. 1995. Released July 1995.

1988-92/95	GP	G	A	PTS	PIM
Reg. Season	111	0	7	7	14
Playoffs	1	0	0	0	0

## ROD ZAINÉ C #24

Purchased from Baltimore (AHL), June 1970. Selected by Buffalo in intra-league draft, June 1971.

1970-71	GP	G	A	PTS	PIM
Reg. Season	37	8	5	13	21
Playoffs	--	--	--	--	--

## ZARLEY ZALAPSKI D #33

Selected in first round of entry draft (Canadian National Team), June 1986. Traded with John Cullen and Jeff Parker to Hartford for Ron Francis, Ulf Samuelsson and Grant Jennings, Mar. 1991.

1987-91	GP	G	A	PTS	PIM
Reg. Season	190	33	102	135	160
Playoffs	11	1	8	9	13

## RICHARD ZEMLAK RW #18

Acquired from Minnesota for rights to Rob Gaudreau, Nov. 1988. Released July 1990.

1988-90	GP	G	A	PTS	PIM
Reg. Season	50	1	5	6	178
Playoffs	1	0	0	0	10

## SERGEI ZUBOV D #3/56

Acquired with Petr Nedved from NY Rangers for Luc Robitaille and Ulf Samuelsson, Aug. 1995. Traded to Dallas for Kevin Hatcher, June 1996.

1995-96	GP	G	A	PTS	PIM
Reg. Season	64	11	55	66	22
Playoffs	18	1	14	15	26



# PENGUINS GOALTENDERS

## ALL-TIME STATISTICS

NAME	GP	MP	GA	ENG	SO	GAA	W	L	T	SV	SV%
Ron Tugnutt	7	374	15	0	0	2.41	4	2	0	182	.924
Phillippe DeRouville	3	119	5	1	0	2.52	1	1	0	60	.923
Roy Edwards	15	847	36	2	0	2.55	2	8	4	355	.908
<b>Sebastien Caron</b>	<b>24</b>	<b>1408</b>	<b>62</b>	<b>1</b>	<b>2</b>	<b>2.64</b>	<b>7</b>	<b>14</b>	<b>2</b>	<b>679</b>	<b>.916</b>
Peter Skudra	74	3687	163	10	4	2.65	26	22	11	1374	.894
Hank Bassen	25	1299	62	2	1	2.86	7	10	3	616	.909
Johan Hedberg	116	6832	328	7	7	2.88	46	57	12	2973	.901
<b>J.S. Aubin</b>	<b>146</b>	<b>7821</b>	<b>379</b>	<b>14</b>	<b>5</b>	<b>2.91</b>	<b>56</b>	<b>63</b>	<b>11</b>	<b>3416</b>	<b>.889</b>
Patrick Lalime	39	2058	101	3	3	2.94	21	12	2	1065	.913
Garth Snow	35	2032	101	1	3	2.98	14	15	4	913	.900
Marv Edwards	1	60	3	0	0	3.00	0	1	0	30	.909
Rich Parent	7	332	17	1	0	3.07	1	1	3	133	.887
Al Smith	91	5027	257	2	4	3.07	24	42	17	2777	.899
Les Binkley	196	11046	575	8	11	3.12	58	94	34	5022	.897
Jim Rutherford	115	6252	327	6	4	3.14	44	49	14	2915	.899
Joe Daley	38	2143	113	4	2	3.16	11	18	6	1094	.906
Tom Barraso	458	25879	1409	34	22	3.27	226	153	53	12070	.895
Ken Wregget	212	11737	644	17	6	3.29	104	67	21	5640	.898
Gary Inness	100	5366	299	6	2	3.34	39	37	13	2591	.897
Dunc Wilson	66	3807	224	1	5	3.53	23	30	11	1750	.887
Michel Plasse	75	4190	251	1	2	3.59	33	24	14	2013	.889
Pat Riggan	39	2157	131	1	0	3.64	15	14	7	916	.868
Gilles Meloche	104	5726	348	10	0	3.65	34	43	17	2491	.865
Gary Edwards	6	360	22	0	1	3.67	3	2	1	171	.886
Steve Guenette	32	1779	110	2	1	3.71	17	15	0	832	.883
Cam Newton	16	814	51	2	0	3.76	4	7	1	360	.876
Andy Brown	45	2476	156	0	1	3.78	16	20	6	1126	.878
Greg Millen	135	7839	501	10	4	3.83	57	56	18	3482	.874
Denis Herron	290	16105	1040	22	6	3.87	88	133	44	8072	.886
Roberto Romano	125	7051	465	9	4	3.96	46	62	8	3407	.880
Rob Dopson	2	45	3	0	0	4.00	0	0	0	20	.870
Rob Holland	44	2513	171	4	1	4.08	11	22	9	1060	.861
Frank Pietrangelo	87	4478	308	2	1	4.13	34	32	3	2125	.873
Wendell Young	111	5576	385	9	1	4.14	42	47	5	2710	.876
Michel Dion	151	8477	605	22	0	4.28	42	79	20	3998	.855
Nick Ricci	19	1087	79	4	0	4.36	7	12	0	474	.857
Bob Johnson	12	476	40	0	0	5.04	3	4	1	237	.856
Alain Chevrier	3	166	14	0	0	5.06	1	2	0	75	.843
Bob Taylor	2	78	7	1	0	5.38	0	1	0	41	.837
Paul Harrison	13	700	64	1	0	5.49	3	7	0	288	.816
Gordie Laxton	17	800	74	2	0	5.55	4	9	0	359	.829
Vincent Tremblay	4	240	24	1	0	6.00	0	4	0	117	.830
Brian Ford	8	457	48	0	0	6.30	2	6	0	248	.838
Rick Tabaracci	1	33	4	0	0	7.27	0	0	0	17	.810
Paul Hoganson	2	57	7	0	0	7.37	0	1	0	21	.750
Greg Redquest	1	13	3	0	0	13.85	0	0	0	2	.400
<b>TOTALS</b>	<b>2850</b>	<b>171841</b>	<b>10039</b>	<b>223</b>	<b>105</b>	<b>3.51</b>	<b>1176</b>	<b>1299</b>	<b>375</b>	<b>80317</b>	<b>.875</b>



# HOCEKEY OPERATIONS



## GENERAL MANAGERS

<u>NAME</u>	<u>DATES</u>	<u>GP</u>	<u>W</u>	<u>L</u>	<u>I</u>	<u>OIL</u>	<u>PTS</u>	<u>PCI</u>
Jack Riley*	6/6/67 to 5/1/70	226	73	117	36	--	182	.403
Red Kelly	5/1/70 to 1/29/72	126	33	64	29	--	95	.377
Jack Riley*	1/29/72 to 1/13/74	149	57	73	19	--	133	.446
Jack Button	1/13/74 to 7/1/75	117	54	44	19	--	127	.543
Wren Blair	7/1/75 to 12/3/76	105	44	44	17	--	105	.500
Baz Bastien	12/3/76 to 3/15/83	527	193	248	86	--	472	.447
NO GM	3/16/83 to 4/3/83	8	2	5	1	--	5	.313
Ed Johnston	5/27/83 to 4/14/88	400	140	220	40	--	320	.400
Tony Esposito	4/14/88 to 12/5/89	106	50	47	9	--	109	.514
Craig Patrick	12/5/89 to Present	1086	530	418	119	19	1198	.551
* Jack Riley's Combined Record		375	130	190	55	--	315	.420

## HEAD COACHES

<u>NAME</u>	<u>DATES</u>	<u>GP</u>	<u>W</u>	<u>L</u>	<u>I</u>	<u>OIL</u>	<u>PTS</u>	<u>PCI</u>
Red Sullivan	6/6/67 to 3/31/69	150	47	79	24	--	118	.393
Red Kelly	7/2/69 to 1/13/73	274	90	132	52	--	232	.423
Ken Schinkel*	1/13/73 to 2/6/74	86	29	49	8	--	66	.384
Marc Boileau	2/6/74 to 1/17/76	151	66	61	24	--	156	.517
Ken Schinkel*	1/17/76 to 5/19/77	117	54	43	20	--	128	.547
Johnny Wilson	6/13/77 to 5/8/80	240	91	105	44	--	226	.471
Ed Johnston#	7/15/80 to 7/20/83	240	79	126	35	--	193	.402
Lou Angotti	7/20/83 to 6/4/84	80	16	58	6	--	38	.238
Bob Berry	6/4/84 to 4/13/87	240	88	127	25	--	201	.419
Pierre Creamer	6/4/87 to 6/14/88	80	36	35	9	--	81	.506
Gene Ubriaco	6/28/88 to 12/5/89	106	50	47	9	--	109	.514
Craig Patrick&	12/5/89 to 6/12/90	54	22	26	6	--	50	.462
Bob Johnson	6/12/90 to 10/1/91	80	41	33	6	--	88	.550
Scott Bowman	10/1/91 to 5/28/93	164	95	53	16	--	206	.628
Ed Johnston#	6/22/93 to 3/3/97	276	153	98	25	--	331	.599
Craig Patrick&	3/3/97 to 4/26/97	20	7	10	3	--	17	.425
Kevin Constantine	6/14/97 to 12/9/99	189	86	67	35	4	211	.511
Herb Brooks	12/9/99 to 5/9/00	57	29	24	5	2	65	.570
Ivan Hlinka	6/21/00 to 10/14/01	86	42	32	9	3	96	.558
Rick Kehoe	10/14/01 to 4/15/03	160	55	81	14	10	134	.419
* - Ken Schinkel's Combined Record		203	83	92	28	--	194	.478
# - Ed Johnston's Combined Record		516	232	224	60	--	524	.508
& - Craig Patrick's Combined Record		74	29	36	9	--	67	.453



# COACHES YEARLY

Year	Coach	GP	W	L	I	PTS	GF	GA	PCI
1967-68	Red Sullivan	74	27	34	13	67	195	216	.453
	Home	37	15	12	10	40	115	101	.541
	Road	37	12	22	3	27	80	115	.365
<i>Fifth in Western Division - 10th of 12 teams - Did not make playoffs</i>									
1968-69	Red Sullivan	76	20	45	11	51	189	252	.336
	Home	38	12	20	6	30	99	113	.395
	Road	38	8	25	5	21	90	139	.276
<i>Fifth in Western Division - 11th of 12 teams - Did not make playoffs</i>									
1969-70	Red Kelley	76	26	38	12	64	182	238	.421
	Home	38	17	13	8	42	105	108	.553
	Road	38	9	25	4	22	77	130	.289
<i>Second in Western Division - 7th of 12 teams</i>									
<i>Eliminated Oakland, 4-0, in Quarterfinals; Lost to St. Louis, 4-2, in Semifinals</i>									
1970-71	Red Kelley	78	21	37	20	62	221	240	.397
	Home	39	18	12	9	45	126	92	.576
	Road	39	3	25	11	17	95	148	.218
<i>Sixth in Western Division - 11th of 14 teams - Did not make playoffs</i>									
1971-72	Red Kelley	78	26	38	14	66	220	258	.423
	Home	39	18	15	6	42	132	125	.538
	Road	39	8	23	8	24	88	133	.308
<i>Fourth in Western Division - 9th of 14 teams - Lost to Chicago, 4-0, in Quarterfinals</i>									
1972-73	TOTAL	78	32	37	9	73	257	265	.468
	Red Kelley	42	17	19	6	40	144	137	.476
	Ken Schinkel	36	15	18	3	33	113	128	.458
	Home	39	24	11	4	52	150	104	.667
	Road	39	8	26	5	21	107	161	.269
<i>Ken Schinkel Replaced Red Kelley on Jan. 13, 1973</i>									
<i>Fifth in Western Division - 10th of 16 teams - Did not make playoffs</i>									
1973-74	TOTAL	78	28	41	9	65	242	273	.417
	Ken Schinkel	50	14	31	5	33	138	185	.330
	Marc Boileau	28	14	10	4	32	104	88	.571
	Home	39	15	18	6	36	124	116	.462
	Road	39	13	23	3	29	118	157	.371
<i>Marc Boileau replaced Ken Schinkel on Feb. 6, 1974</i>									
<i>Fifth in Western Division - 11th of 16 teams - Did not make playoffs</i>									
1974-75	Marc Boileau	80	37	28	15	89	326	289	.556
	Home	40	25	5	10	60	192	113	.750
	Road	40	12	23	5	29	134	176	.363
<i>Third in Norris Division - 6th of 18 teams</i>									
<i>Eliminated St. Louis, 2-0, in Preliminary Round; Lost to NY Islanders, 4-3, in Quarterfinals</i>									
1975-76	TOTAL	80	35	33	12	82	339	303	.513
	Marc Boileau	43	15	23	5	35	161	181	.407
	Ken Schinkel	37	20	10	7	47	178	122	.635
	Home	40	23	11	6	52	196	137	.650
	Road	40	12	22	6	30	143	166	.375
<i>Ken Schinkel replaced Marc Boileau on Jan. 17, 1976</i>									
<i>Third in Norris Division - 8th of 18 teams - Lost to Toronto, 2-1, in Preliminary Round</i>									
1976-77	Ken Schinkel	80	34	33	13	81	240	252	.506
	Home	40	22	12	6	50	139	119	.625
	Road	40	12	21	7	31	101	133	.386
<i>Third in Norris Division - 7th of 18 teams - Lost to Toronto, 2-1, in Preliminary Round</i>									



# COACHES YEARLY



	<u>Coach</u>	<u>GP</u>	<u>W</u>	<u>L</u>	<u>I</u>	<u>PIS</u>	<u>GF</u>	<u>GA</u>	<u>PCI</u>
1976-77	Ken Schinkel	80	34	33	13	81	240	252	.506
	Home	40	22	12	6	50	139	119	.625
	Road	40	12	21	7	31	101	133	.386

*Third in Norris Division - 7th of 18 teams - Lost to Toronto, 2-1, in Preliminary Round*

1977-78	Johnny Wilson	80	25	37	18	68	254	321	.425
	Home	40	16	15	9	41	143	147	.513
	Road	40	9	22	9	27	111	174	.338

*Fourth in Norris Division - 12th of 18 teams - Did not make playoffs*

1978-79	Johnny Wilson	80	36	31	13	85	281	279	.531
	Home	40	23	12	5	51	152	120	.638
	Road	40	13	19	8	34	129	159	.425

*Second in Norris Division - 8th of 18 teams*

*Eliminated Buffalo, 2-1, in Preliminary Round; Lost to Boston, 4-0, in Quarterfinals*

1979-80	Johnny Wilson	80	30	37	13	73	251	303	.456
	Home	40	20	13	7	47	145	134	.588
	Road	40	10	24	6	26	106	169	.325

*Third in Norris Division - 13th of 21 teams - Lost to Boston, 3-2, in Preliminary Round*

1980-81	Ed Johnston	80	30	37	13	73	302	345	.456
	Home	40	21	16	3	45	160	154	.563
	Road	40	9	21	10	28	142	191	.350

*Third in Norris Division - 15th of 21 teams - Lost to St. Louis, 3-2, in Preliminary Round*

1981-82	Ed Johnston	80	31	36	13	75	310	337	.469
	Home	40	21	11	8	50	167	143	.625
	Road	40	10	25	5	25	143	194	.313

*Fourth in Patrick Division - 12th of 21 teams - Lost to NY Islanders, 3-2, in Preliminary Round*

1982-83	Ed Johnston	80	18	53	9	45	257	394	.281
	Home	40	14	22	4	32	134	170	.400
	Road	40	4	31	5	13	123	224	.163

*Sixth in Patrick Division - 21st of 21 teams - Did not make playoffs*

1983-84	Lou Angotti	80	16	58	6	38	254	390	.238
	Home	40	7	29	4	18	132	182	.225
	Road	40	9	29	2	20	122	208	.250

*Sixth in Patrick Division - 21st of 21 teams - Did not make playoffs*

1984-85	Bob Berry	80	24	51	5	53	276	385	.331
	Home	40	17	20	3	37	150	171	.463
	Road	40	7	31	2	16	126	214	.200

*Sixth in Patrick Division - 20th of 21 teams - Did not make playoffs*



# COACHES YEARLY

Year	Coach	GP	W	L	T	PTS	GF	GA	PCT
1985-86	Bob Berry	80	34	38	8	76	313	305	.475
	Home	40	20	15	5	45	155	133	.563
	Road	40	14	23	3	31	158	172	.388
<i>Fifth in Patrick Division - 15th of 21 teams - Did not make playoffs</i>									
1986-87	Bob Berry	80	30	38	12	72	297	290	.450
	Home	40	19	15	6	44	164	145	.550
	Road	40	11	23	6	28	133	145	.350
<i>Fifth in Patrick Division - 14th of 21 teams - Did not make playoffs</i>									
1987-88	Pierre Creamer	80	36	35	9	81	319	316	.506
	Home	40	22	12	6	50	171	140	.625
	Road	40	14	23	3	31	148	176	.388
<i>Sixth in Patrick Division - 12th of 21 teams - Did not make playoffs</i>									
1988-89	Gene Ubriaco	80	40	33	7	87	347	349	.544
	Home	40	24	13	3	51	184	159	.638
	Road	40	16	20	4	36	163	190	.450
<i>Second in Patrick Division - 6th of 21 teams</i>									
<i>Eliminated NY Rangers, 4-0, in Division Semifinals; Lost to Philadelphia, 4-3, in Division Finals</i>									
1989-90	TOTAL	80	32	40	8	72	318	359	.450
	Gene Ubriaco	26	10	14	2	22	101	110	.423
	Craig Patrick	54	22	26	6	50	217	249	.462
	Home	40	22	15	3	47	178	166	.588
	Road	40	10	25	5	25	140	193	.313
<i>Craig Patrick Replaced Gene Ubriaco on Dec. 10, 1989</i>									
<i>Fifth in Patrick Division - 17th of 21 teams - Did not make playoffs</i>									
1990-91	Bob Johnson	80	41	33	6	88	342	305	.550
	Home	40	25	12	3	53	184	132	.663
	Road	40	16	21	3	35	158	173	.438
<i>First in Patrick Division - 7th of 21 teams</i>									
<i>Eliminated New Jersey, 4-3, in Division Semifinals; Eliminated Washington, 4-1, in Division Finals; Eliminated Boston, 4-2, in Conference Finals; Defeated Minnesota, 4-2, in Stanley Cup Finals</i>									
1991-92	Scott Bowman	80	39	32	9	87	343	308	.544
	Home	40	21	13	6	48	192	154	.600
	Road	40	18	19	3	39	151	154	.488
<i>Third in Patrick Division - 6th of 22 teams - Eliminated Washington, 4-3, in Division Semifinals; Eliminated NY Rangers, 4-3, in Division Finals; Eliminated Boston, 4-2, in Conference Finals; Defeated Chicago, 4-0, in Stanley Cup Finals</i>									
1992-93	Scott Bowman	84	56	21	7	119	367	268	.708
	Home	41	31	6	4	66	198	128	.805
	Road	41	23	15	3	49	159	136	.598
	Neutral	2	2	0	0	4	10	4	1.000
<i>First in Patrick Division - 1st of 24 teams</i>									
<i>Eliminated New Jersey, 4-1, in Division Semifinals; Lost to NY Islanders, 4-3, in Division Finals</i>									
1993-94	Ed Johnston	84	44	27	13	101	299	285	.601
	Home	41	24	9	8	56	155	128	.683
	Road	41	18	18	5	41	132	153	.500
	Neutral	2	2	0	0	4	12	4	1.000
<i>First in Northeast Division - 3rd of 26 teams - Lost to Washington, 4-2, in Conference Quarterfinals</i>									

# COACHES YEARLY



Year	Coach	GP	W	L	I	PTS	GF	GA	PCI
1994-95	Ed Johnston	48	29	16	3	61	181	158	.635
	Home	24	18	5	1	37	103	71	.771
	Road	24	11	11	2	24	78	87	.500

*Second in Northeast Division - 3rd of 26 teams - Eliminated Washington, 4-3, in Conference Quarterfinals; Lost to New Jersey, 4-1, in Conference Semifinals*

1995-96	Ed Johnston	82	49	29	4	102	362	284	.622
	Home	41	32	9	0	64	215	136	.780
	Road	41	17	20	4	38	147	148	.463

*First in Northeast Division - 4th of 26 teams*

*Eliminated Washington, 4-2, in Conference Quarterfinals; Eliminated NY Rangers, 4-1, in Conference Semifinals; Lost to Florida, 4-3, in Conference Finals*

1996-97	TOTAL	82	38	36	8	84	285	280	.512
	Ed Johnston	62	31	26	5	67	220	205	.540
	Craig Patrick	20	7	10	3	17	65	75	.425
	Home	41	25	11	5	55	154	122	.671
	Road	41	13	25	3	29	131	158	.254

*Craig Patrick Replaced Ed Johnston on March 3, 1997 - Second in Northeast Division - 10th of 26 teams - Lost to Philadelphia, 4-1, in Conference Quarterfinals*

1997-98	Kevin Constantine	82	40	24	18	98	228	188	.598
	Home	41	21	10	10	52	125	98	.634
	Road	41	19	14	8	46	103	90	.561

*First in Northeast Division - 4th of 26 teams - Lost to Montreal, 4-2, in Conference Quarterfinals*

1998-99	Kevin Constantine	82	38	30	14	90	242	225	.555
	Home	41	21	10	10	52	132	103	.634
	Road	41	17	20	4	38	110	122	.463

*Third in Atlantic Division - 11th of 27 teams - Eliminated New Jersey, 4-3, in Conference Quarterfinals; Lost to Toronto, 4-2, in Conference Semifinals*

1999-00	TOTAL	82	37	37	8(6)	88	241	236	.537
	Kevin Constantine	25	8	14	3(4)	23	76	76	.460
	Herb Brooks	57	29	23	5(2)	65	165	160	.570
	Home	41	23	11	7(0)	53	134	107	.646
	Road	41	14	26	1(6)	35	107	129	.427

*Herb Brooks replaced Kevin Constantine on Dec. 9, 1999*

*Third in Atlantic Division - 13th of 28 teams - Eliminated Washington, 4-1, in Conference Quarterfinals; Lost to Philadelphia, 4-2, in Conference Semifinals*

2000-01	Ivan Hlinka	82	42	28	9(3)	96	281	256	.585
	Home	41	24	15	2(0)	50	142	125	.610
	Road	41	18	13	7(3)	46	139	131	.560

*Third in Atlantic division - 10th of 30 teams*

*Eliminated Washington, 4-2, in Conference Quarterfinals; Eliminated Buffalo, 4-3, in Conference Semifinals; Lost to New Jersey, 4-1, in Conference Final.*

2001-02	TOTAL	82	28	41	8(5)	69	198	217	.421
	Ivan Hlinka	4	0	4	0	0	17	7	.000
	Rick Kehoe	78	28	37	8(5)	69	181	210	.442
	Home	41	16	20	4(1)	37	114	128	.451
	Road	41	12	21	4(4)	32	84	121	.390

*Rick Kehoe Replaced Ivan Hlinka on Oct. 14, 2001 - Fifth in Atlantic Division - 26th of 30 teams*

2002-03	Rick Kehoe	82	27	44	6(5)	65	189	255	.396
	Home	41	15	24	2(2)	34	99	132	.415
	Road	41	12	25	4(3)	31	90	123	.378

*Fifth in Atlantic Division - 29th of 30 teams*





# PRESIDENTS, CAPTAINS, SCOUTS

## PRESIDENTS

1967-70	Jack E. McGregor
1970-72	Jack Riley
1973-74	No President
1975-77	Wren Blair
1977-81	Vince Bartimo
1981-88	Edward J. DeBartolo, Sr.
1988-91	Denise DeBartolo-York
1991-92	Howard Baldwin
1993-96	Jack Kelley
1996-97	Donn Patton
1998-99	Craig Patrick
1999-01	Mario Lemieux
2001-03	Tom Rooney/Ken Sawyer
Current	Ken Sawyer

## CAPTAINS

1967-68	Ab McDonald
1968-73	No Captain
1973-77	Ron Schock
1977-78	Jean Pronovost
1978-81	Orest Kindrachuk
1981-84	Randy Carlyle
1984-86	Mike Bullard
1986-87	Mike Bullard/Terry Ruskowski
1987-88	Dan Frawley/Mario Lemieux
1988-90	Mario Lemieux
1990-91	Mario Lemieux/Paul Coffey/ John Cullen/Randy Hillier
1991-94	Mario Lemieux
1994-95	Ron Francis
1995-97	Mario Lemieux
1997-98	Ron Francis
1998-01	Jaromir Jagr
2001-03	Mario Lemieux

## SCOUTS

1967-70	Edgar Brenchley	1986-88	Paul Goulet
1967-68	Ken Carson	1986-88	Doug Wood
1967-68	Rudy Migay	1987-89	Fred Gore
1969-75	Dave Lucas	1988-Present	Greg Malone
1969-75	Clare Rothermel	1989-99	Les Binkley
1969-70	'Red' Sullivan	1989-99	Ralph Cox
1971-73	Edgar Brenchley	1989-Present	Charlie Hodge
1971-74	Gerry Brown	1989-91	Doug McCauley
1971-72	Dick Coss	1990-91	Pierre McGuire
1971-72	Ron Marlow	1990-Present	Gilles Meloche
1971-75	Rudy Migay	1993-Present	Mark Keloy
1974-75	Jack Riley	1993-97	Phil Russel
1974-76	Ken Schinkel	1994-Present	Glenn Patrick
1976-77	Gerald Blair	1996-Present	Herb Brooks
1979-86	Billy Taylor	1999-Present	Wayne Daniels
1981-88	Albert Mandanici	1999-Present	Neil Shea
1984-86	Lou Angotti	2001-Present	Chuck Grillo
1984-89	Bruce Haralson	2001-Present	Richard Rose
1985-95	John Gill		

# SEASON/CAREER LEADERS



## GAMES PLAYED

SEASON			CAREER	
Joe Mullen	84	1993-94	<b>MARIO LEMIEUX</b>	<b>879</b>
Larry Murphy	84	1993-94	Jaromir Jagr	806
<b>MARTIN STRAKA</b>	<b>84</b>	<b>1993-94</b>	Jean Pronovost	753
Ron Francis	84	1992-93	Rick Kehoe	722
Shawn McEachern	84	1992-93	Ron Stackhouse	621
Kevin Stevens	83	1993-94	Ron Schock	619
Larry Murphy	83	1992-93	Dave Burrows	573
<b>11 Players Tied At 82</b>			Bob Errey	572
			<b>MARTIN STRAKA</b>	<b>538</b>
			Ron Francis	533
			Troy Loney	532
			Kevin Stevens	522

## GOALS

SEASON			CAREER	
<b>MARIO LEMIEUX</b>	<b>85</b>	<b>1988-89</b>	<b>MARIO LEMIEUX</b>	<b>682</b>
<b>MARIO LEMIEUX</b>	<b>70</b>	<b>1987-88</b>	Jaromir Jagr	439
<b>MARIO LEMIEUX</b>	<b>69</b>	<b>1995-96</b>	Jean Pronovost	316
<b>MARIO LEMIEUX</b>	<b>69</b>	<b>1992-93</b>	Rick Kehoe	312
Jaromir Jagr	62	1995-96	Kevin Stevens	260
Kevin Stevens	55	1992-93	Mike Bullard	186
Rick Kehoe	55	1980-81	Ron Francis	164
Kevin Stevens	54	1991-92	<b>MARTIN STRAKA</b>	<b>161</b>
<b>MARIO LEMIEUX</b>	<b>54</b>	<b>1986-87</b>	Joe Mullen	153
Pierre Larouche	53	1975-76	Syl Apps	151
Jaromir Jagr	52	2000-01	Rob Brown	150
Jean Pronovost	52	1975-76	Alexei Kovalev	149
Mike Bullard	51	1983-84	Greg Malone	143
<b>MARIO LEMIEUX</b>	<b>50</b>	<b>1996-97</b>	Lowell MacDonald	140

## ASSISTS

SEASON			CAREER	
<b>MARIO LEMIEUX</b>	<b>114</b>	<b>1988-89</b>	<b>MARIO LEMIEUX</b>	<b>1,010</b>
<b>MARIO LEMIEUX</b>	<b>98</b>	<b>1987-88</b>	Jaromir Jagr	640
<b>MARIO LEMIEUX</b>	<b>93</b>	<b>1985-86</b>	Ron Francis	449
<b>MARIO LEMIEUX</b>	<b>92</b>	<b>1995-96</b>	Syl Apps	349
Ron Francis	92	1995-96	Paul Coffey	332
<b>MARIO LEMIEUX</b>	<b>91</b>	<b>1992-93</b>	Rick Kehoe	324
Jaromir Jagr	87	1995-96	Kevin Stevens	295
<b>MARIO LEMIEUX</b>	<b>87</b>	<b>1991-92</b>	Jean Pronovost	287
Jaromir Jagr	83	1998-99	Ron Schock	280
Paul Coffey	83	1988-89	Ron Stackhouse	277

## POINTS

SEASON			CAREER	
<b>MARIO LEMIEUX</b>	<b>199</b>	<b>1988-89</b>	<b>MARIO LEMIEUX</b>	<b>1,692</b>
<b>MARIO LEMIEUX</b>	<b>168</b>	<b>1987-88</b>	Jaromir Jagr	1,079
<b>MARIO LEMIEUX</b>	<b>161</b>	<b>1995-96</b>	Rick Kehoe	636
<b>MARIO LEMIEUX</b>	<b>160</b>	<b>1992-93</b>	Ron Francis	613
Jaromir Jagr	149	1995-96	Jean Pronovost	603
<b>MARIO LEMIEUX</b>	<b>141</b>	<b>1985-86</b>	Kevin Stevens	555
<b>MARIO LEMIEUX</b>	<b>131</b>	<b>1991-92</b>	Syl Apps	500
Jaromir Jagr	127	1998-99	Paul Coffey	440
Kevin Stevens	123	1991-92	<b>MARTIN STRAKA</b>	<b>430</b>
<b>MARIO LEMIEUX</b>	<b>123</b>	<b>1989-90</b>	Ron Schock	404
<b>MARIO LEMIEUX</b>	<b>122</b>	<b>1996-97</b>	Greg Malone	364
Jaromir Jagr	121	2000-01	Mike Bullard	361
Ron Francis	119	1995-96	Alexei Kovalev	347
Rob Brown	115	1988-89	Ron Stackhouse	343



# SEASON/CAREER LEADERS

## PENALTY MINUTES

SEASON			CAREER	
Paul Baxter	409	1981-82	Kevin Stevens	1,048
Dave Schultz	378	1977-78	Troy Loney	980
Pat Price	322	1981-82	Rod Buskas	959
Gary Rissling	297	1983-84	Bryan Watson	871
Jay Caufield	285	1988-89	Paul Baxter	851
Rick Tocchet	252	1992-93	Gary Rissling	832
Kevin Stevens	252	1991-92	<b>MARIO LEMIEUX</b>	<b>812</b>
Ulf Samuelsson	249	1992-93	Ulf Samuelsson	804
Paul Baxter	238	1982-83	Jay Caufield	714
Pat Boutette	230	1981-82	Russ Anderson	684

## POWER PLAY GOALS

SEASON			CAREER	
<b>MARIO LEMIEUX</b>	<b>31</b>	<b>1995-96</b>	<b>MARIO LEMIEUX</b>	<b>233</b>
<b>MARIO LEMIEUX</b>	<b>31</b>	<b>1988-89</b>	Jaromir Jagr	114
Kevin Stevens	26	1992-93	Kevin Stevens	110
Rob Brown	24	1988-89	Rick Kehoe	95
<b>MARIO LEMIEUX</b>	<b>22</b>	<b>1987-88</b>	Jean Pronovost	70
Kevin Stevens	21	1993-94	Rob Brown	68
Dan Quinn	21	1987-88	Paul Gardner	59
Paul Gardner	21	1981-82	Mike Bullard	59
Four Players Tied With 20			Ron Francis	54
			Dan Quinn	51

## GAME-WINNING GOALS

SEASON			CAREER	
Jaromir Jagr	12	1995-96	Jaromir Jagr	78
Jaromir Jagr	10	2000-01	<b>MARIO LEMIEUX</b>	<b>74</b>
<b>MARIO LEMIEUX</b>	<b>10</b>	<b>1992-93</b>	Jean Pronovost	42
Alexei Kovalev	9	2000-01	Kevin Stevens	27
Joe Mullen	9	1993-94	<b>MARTIN STRAKA</b>	<b>26</b>
Jaromir Jagr	9	1992-93	Rick Kehoe	26
Mark Recchi	9	1990-91	Ron Francis	21
Jean Pronovost	9	1974-75	Alexei Kovalev	21
Three Players Tied With 8			Joe Mullen	21
			Syl Apps	20

## SHORT-HANDED GOALS

SEASON			CAREER	
<b>MARIO LEMIEUX</b>	<b>13</b>	<b>1988-89</b>	<b>MARIO LEMIEUX</b>	<b>48</b>
<b>MARIO LEMIEUX</b>	<b>10</b>	<b>1987-88</b>	Ron Schock	14
<b>MARIO LEMIEUX</b>	<b>8</b>	<b>1995-96</b>	Jean Pronovost	14
<b>MARIO LEMIEUX</b>	<b>6</b>	<b>1992-93</b>	George Ferguson	12
<b>MARTIN STRAKA</b>	<b>4</b>	<b>1998-99</b>	Syl Apps	11
<b>MARIO LEMIEUX</b>	<b>4</b>	<b>1992-93</b>	Phil Bourque	10
Rick Tocchet	4	1992-93	<b>MARTIN STRAKA</b>	<b>9</b>
Vic Hadfield	4	1974-75	Jaromir Jagr	9
Syl Apps	4	1973-74	Dave Hannan	8
Jean Pronovost	4	1973-74	Two Players Tied With 7	

## SHOTS

SEASON			CAREER	
Jaromir Jagr	403	1995-96	<b>MARIO LEMIEUX</b>	<b>3,535</b>
<b>MARIO LEMIEUX</b>	<b>382</b>	<b>1987-88</b>	Jaromir Jagr	2,911
Jaromir Jagr	343	1998-99	Jean Pronovost	2,310
Paul Coffey	342	1998-99	Rick Kehoe	2,165
<b>MARIO LEMIEUX</b>	<b>338</b>	<b>1995-96</b>	Kevin Stevens	1,631
<b>MARIO LEMIEUX</b>	<b>327</b>	<b>1996-97</b>	Ron Stackhouse	1,342
Kevin Stevens	326	1992-93	Paul Coffey	1,306
Kevin Stevens	325	1991-92	Ron Schock	1,227

# SEASON/CAREER LEADERS



## SHOOTING PERCENTAGE

	SEASON		CAREER	
Warren Young	30.8	1984-85	Mark Recchi	21.1
Rob Brown	30.0	1987-88	Rob Brown	19.7
Rob Brown	29.0	1988-89	<b>MARIO LEMIEUX</b>	<b>19.3</b>
Terry Ruskowski	28.6	1985-86	Mike Bullard	19.3
<b>MARIO LEMIEUX</b>	<b>27.2</b>	<b>1988-89</b>	Paul Gardner	19.0

## OVERTIME GOALS

	SEASON		CAREER	
Jaromir Jagr	3	1998-99	<b>MARIO LEMIEUX</b>	<b>11</b>
Seven Players Tied With 2			Jaromir Jagr	9
			Alexei Kovalev	4
			Kevin Stevens	3
			Four Players Tied With 4	

## POWER PLAY POINTS and ASSISTS - SEASON

POINTS			ASSISTS		
<b>MARIO LEMIEUX</b>	<b>80</b>	<b>1988-89</b>	<b>MARIO LEMIEUX</b>	<b>58</b>	<b>1987-88</b>
<b>MARIO LEMIEUX</b>	<b>80</b>	<b>1987-88</b>	Paul Coffey	53	1988-89
<b>MARIO LEMIEUX</b>	<b>79</b>	<b>1995-96</b>	<b>MARIO LEMIEUX</b>	<b>49</b>	<b>1988-89</b>
Paul Coffey	64	1988-89	<b>MARIO LEMIEUX</b>	<b>48</b>	<b>1995-96</b>
<b>MARIO LEMIEUX</b>	<b>62</b>	<b>1985-86</b>	<b>MARIO LEMIEUX</b>	<b>45</b>	<b>1985-86</b>
<b>MARIO LEMIEUX</b>	<b>55</b>	<b>1992-93</b>	Ron Francis	42	1995-96
Ron Francis	54	1995-96	Ron Francis	40	1992-93
Jaromir Jagr	51	1995-96	Three Players Tied With 39		
Rick Kehoe	50	1989-90			

## GAMES BY A GOALTENDER

	SEASON		CAREER	
Johan Hedberg	66	2001-02	Tom Barrasso	458
Tom Barrasso	63	1997-98	Denis Herron	290
Tom Barrasso	63	1992-93	Ken Wregget	212
Greg Millen	63	1980-81	Les Binkley	196
Michel Dion	62	1981-82	Michel Dion	151

## WINS

	SEASON		CAREER	
Tom Barrasso	43	1992-93	Tom Barrasso	226
Tom Barrasso	31	1997-98	Ken Wregget	107
Tom Barrasso	29	1995-96	Denis Herron	88
Tom Barrasso	27	1990-91	Les Binkley	58
Johan Hedberg	25	2001-02	Greg Millen	57
Ken Wregget	25	1994-95	<b>JEAN-SEBASTIEN AUBIN</b>	<b>56</b>
Tom Barrasso	25	1991-92	Johan Hedberg	46
Michel Dion	25	1981-82	Roberto Romano	46
Greg Millen	25	1980-81	Jim Rutherford	44
			Michel Dion	42

## SHUTOUTS

	SEASON		CAREER	
Tom Barrasso	7	1997-98	Tom Barrasso	22
Johan Hedberg	6	2001-02	Les Binkley	11
Les Binkley	6	1967-68	Johan Hedberg	7
Dunc Wilson	5	1976-77	Ken Wregget	6
Tom Barrasso	4	1998-99	Denis Herron	6
Tom Barrasso	4	1992-93	<b>JEAN-SEBASTIEN AUBIN</b>	<b>5</b>
Six Players Tied With 3			Dunc Wilson	5



# LEADERS BY SEASON

	GOALS		ASSISTS	
1967-68	Ab McDonald	22	Andy Bathgate	39
1968-69	Keith McCreary	25	Charlie Burns	38
1969-70	Dean Prentice	20	Michel Briere	32
1970-71	Keith McCreary, Dean Prentice & Jean Pronovost	21	Bryan Hextall	32
1971-72	Greg Polis & Jean Pronovost	30	Syl Apps	44
1972-73	Al McDonough	35	Syl Apps	56
1973-74	Lowell MacDonald	43	Syl Apps	61
1974-75	Jean Pronovost	43	Ron Schock	63
1975-76	Pierre Larouche	53	Syl Apps	67
1976-77	Jean Pronovost	33	Syl Apps	43
1977-78	Jean Pronovost	40	Greg Malone	43
1978-79	Greg Malone	35	Orest Kindrachuk	42
1979-80	Rick Kehoe	30	Greg Malone	32
1980-81	Rick Kehoe	55	Randy Carlyle	67
1981-82	Mike Bullard & Paul Gardner	36	Randy Carlyle	65
1982-83	Rick Kehoe	29	Greg Malone	44
1983-84	Mike Bullard	51	Mike Bullard	41
1984-85	Mario Lemieux	43	Mario Lemieux	57
1985-86	Mario Lemieux	48	Mario Lemieux	93
1986-87	Mario Lemieux	54	Mario Lemieux	53
1987-88	Mario Lemieux	70	Mario Lemieux	98
1988-89	Mario Lemieux	85	Mario Lemieux	114
1989-90	Mario Lemieux	45	Mario Lemieux	78
1990-91	Mark Recchi & Kevin Stevens	40	Mark Recchi	73
1991-92	Kevin Stevens	54	Mario Lemieux	87
1992-93	Mario Lemieux	69	Mario Lemieux	91
1993-94	Kevin Stevens	41	Jaromir Jagr	67
1994-95	Jaromir Jagr	32	Ron Francis	48
1995-96	Mario Lemieux	69	Mario Lemieux & Ron Francis	92
1996-97	Mario Lemieux	50	Mario Lemieux	72
1997-98	Jaromir Jagr	35	Jaromir Jagr	67
1998-99	Jaromir Jagr	44	Jaromir Jagr	83
1999-00	Jaromir Jagr	42	Jaromir Jagr	54
2000-01	Jaromir Jagr	52	Jaromir Jagr	69
2001-02	Alexei Kovalev	32	Alexei Kovalev	44
2002-03	Mario Lemieux	28	Mario Lemieux	63



# LEADERS BY SEASON



	POINTS		GW GOALS	
1967-68	Andy Bathgate	58	Andy Bathgate	4
1968-69	Ken Schinkel	52	Keith McCreary	4
1969-70	Dean Prentice	51	Ken Schinkel	5
1970-71	Bryan Hextall	48	Andy Bathgate & Keith McCreary	3
1971-72	Syl Apps	59	Bryan Hextall	5
1972-73	Syl Apps	85	Jean Pronovost	5
1973-74	Syl Apps	85	Al McDonough	4
1974-75	Ron Schock	86	Jean Pronovost	9
1975-76	Pierre Larouche	111	Syl Apps & Bob Kelly	4
1976-77	Jean Pronovost	65	Pierre Larouche	6
1977-78	Jean Pronovost	65	Jean Pronovost	5
1978-79	Greg Malone	65	Peter Lee	7
1979-80	Rick Kehoe	60	Paul Marshall	5
1980-81	Rick Kehoe	88	Rick Kehoe & Rod Schutt	5
1981-82	Rick Kehoe	85	Mike Bullard	5
1982-83	Doug Shedden	67	Pat Boutette	4
1983-84	Mike Bullard	92	Rick Kehoe	3
1984-85	Mario Lemieux	100	Wayne Binanchin, Mike Bullard, Doug Shedden & Warren Young	3
1985-86	Mario Lemieux	141	Terry Ruskowski	7
1986-87	Mario Lemieux	107	Randy Cunneynworth	5
1987-88	Mario Lemieux	168	Mario Lemieux	7
1988-89	Mario Lemieux	199	Mario Lemieux	8
1989-90	Mario Lemieux	123	John Cullen, Mario Lemieux & Mark Recchi	4
1990-91	Mark Recchi	113	Mark Recchi	9
1991-92	Mario Lemieux	131	Mario Lemieux	5
1992-93	Mario Lemieux	160	Mario Lemieux	10
1993-94	Jaromir Jagr	99	Joe Mullen	9
1994-95	Jaromir Jagr	70	Jaromir Jagr	7
1995-96	Mario Lemieux	161	Jaromir Jagr	12
1996-97	Mario Lemieux	122	Mario Lemieux	7
1997-98	Jaromir Jagr	102	Jaromir Jagr	8
1998-99	Jaromir Jagr	127	Jaromir Jagr	7
1999-00	Jaromir Jagr	96	Jaromir Jagr & Robert Lang	5
2000-01	Jaromir Jagr	121	Jaromir Jagr	10
2001-02	Alexei Kovalev	76	Jan Hrdina	6
2002-03	Mario Lemieux	91	Mario Lemieux & Martin Straka	4



# LEADERS BY SEASON

## PP GOALS

1967-68	Ab McDonald	6
1968-69	Keith McCreary & Ken Schinkel	8
1969-70	Dean Prentice	12
1970-71	Andy Bathgate & Dean Prentice	7
1971-72	Greg Polis	8
1972-73	Greg Polis & Eddie Shack	8
1973-74	Lowell MacDonald	9
1974-75	Jean Pronovost	11
1975-76	Pierre Larouche	18
1976-77	Pierre Larouche	8
1977-78	Jean Pronovost	12
1978-79	Peter Lee	10
1979-80	Rick Kehoe	7
1980-81	Rick Kehoe	20
1981-82	Paul Gardner	21
1982-83	Paul Gardner	20
1983-84	Mike Bullard	15
1984-85	Mike Bullard	14
1985-86	Doug Shedden	17
1986-87	Mario Lemieux	19
1987-88	Mario Lemieux	22
1988-89	Mario Lemieux	31
1989-90	Mario Lemieux	14
1990-91	Kevin Stevens	18
1991-92	Kevin Stevens	19
1992-93	Kevin Stevens	26
1993-94	Kevin Stevens	21
1994-95	Jaromir Jagr	8
1995-96	Mario Lemieux	31
1996-97	Mario Lemieux	15
1997-98	Stu Barnes	15
1998-99	Jaromir Jagr	10
1999-00	Robert Lang	13
2000-01	Mario Lemieux	16
2001-02	Alexei Kovalev	8
2002-03	Mario Lemieux	14

## SH GOALS

Ab McDonald & Earl Ingarfield	1
Jean Pronovost & Bob Woytowich	2
Val Fonteyn & Ron Schock	1
Ron Schock	2
Ron Schock	2
Ron Schock	3
Syl Apps	4
Vic Hadfield	4
Lew Morrison & Jean Pronovost	2
Syl Apps	2
Pete Mahovlich & Jean Pronovost	2
George Ferguson	3
George Ferguson	3
George Ferguson	3
George Ferguson	3
Pat Boutette, Randy Carlyle & Doug Shedden	1
Kevin McClelland	2
Mitch Lamoreux	2
Dave Hannan	3
Dan Quinn	3
Mario Lemieux	10
Mario Lemieux	13
Mario Lemieux	3
Phil Bourque	4
Mario Lemieux	4
Mario Lemieux	6
Shawn McEachern	2
Jaromir Jagr	3
Mario Lemieux	8
Petr Nedved	3
Martin Straka	3
Martin Straka	4
Alexei Kovalev	2
Alexei Kovalev	2
Five Players Tied At	1
Ville Nieminen	2

# LEADERS BY SEASON



	PIM		SHOTS	
1967-68	Leo Boivin	74	Andy Bathgate	293
1968-69	Dunc McCallum	81	Ken Schinkel	225
1969-70	Bryan Watson	189	Ken Schinkel	225
1970-71	Bryan Watson	133	Jean Pronovost	225
1971-72	Bryan Watson	212	Jean Pronovost	214
1972-73	Bryan Watson	179	Al McDonough	284
1973-74	Steve Durbano	138	Lowell MacDonald	260
1974-75	Colin Campbell	172	Jean Pronovost	275
1975-76	Steve Durbano	161	Pierre Larouche	319
1976-77	Bob Kelly	115	Rick Kehoe	250
1977-78	Dave Schultz	378	Jean Pronovost	219
1978-79	Dave Schultz	157	Jean Pronovost	219
1979-80	Kim Clackson	166	Rick Kehoe	239
1980-81	Paul Baxter	204	Rick Kehoe	299
1981-82	Paul Baxter	409	Rick Kehoe	249
1982-83	Paul Baxter	238	Rick Kehoe	203
1983-84	Gary Rissling	297	Ron Flockhart	214
1984-85	Gary Rissling	209	Mario Lemieux	209
1985-86	Dan Frawley	174	Mario Lemieux	276
1986-87	Dan Frawley	218	Mario Lemieux	267
1987-88	Rod Buskas	206	Mario Lemieux	382
1988-89	Jay Caufield	285	Paul Coffey	342
1989-90	Kevin Stevens	171	Paul Coffey	324
1990-91	Ulf Samuelsson	211	Kevin Stevens	253
1991-92	Kevin Stevens	252	Kevin Stevens	325
1992-93	Rick Tocchet	252	Kevin Stevens	326
1993-94	Kevin Stevens	155	Jaromir Jagr	298
1994-95	Francois Leroux	114	Jaromir Jagr	192
1995-96	Francois Leroux	161	Jaromir Jagr	403
1996-97	Dave Roche	155	Mario Lemieux	327
1997-98	Chris Tamer	181	Jaromir Jagr	262
1998-99	Brad Werenka	93	Jaromir Jagr	343
1999-00	Matthew Barnaby	197	Jaromir Jagr	290
2000-01	Krzysztof Oliwa	165	Jaromir Jagr	317
2001-02	Krzysztof Oliwa	150	Alexei Kovalev	266
2002-03	Steve McKenna	128	Mario Lemieux	235



# LEADERS BY SEASON

PLUS/MINUS			GAA	
1967-68	Paul Andrea	-2	Hank Bassen	2.86
1968-69	Gene Ubriaco	E	Joe Daley	3.20
1969-70	Bryan Watson	-1	Al Smith	3.03
1970-71	Wally Boyer	10	Les Binkley	2.86
1971-72	Syl Apps	18	Jim Rutherford	3.22
1972-73	Lowell MacDonald	37	Jim Rutherford	2.91
1973-74	Syl Apps	21	Jim Rutherford	3.44
1974-75	Barry Wilkins	29	Gary Inness	3.09
1975-76	Dave Burrows	27	Michel Plasse	3.45
1976-77	Bob Kelly	13	Denis Herron	2.94
1977-78	Pete Mahovich	4	Denis Herron	3.57
1978-79	Ron Stackhouse	21	Denis Herron	3.37
1979-80	Ron Stackhouse	16	Greg Millen	3.64
1980-81	Mark Johnson	4	Greg Millen	4.16
1981-82	Greg Sheppard	9	Michel Dion	3.79
1982-83	Peter Lee	-9	Michel Dion	4.26
1983-84	Bryan Maxwell	3	Denis Herron	4.08
1984-85	Gary Rissing	-6	Roberto Romano	4.42
1985-86	Mike Blaisdell	15	Roberto Romano	3.56
1986-87	Randy Cunneynworth	14	Gilles Meloche	3.43
1987-88	Mario Lemieux	23	Steve Guenette	3.35
1988-89	Mario Lemieux	41	Tom Barrasso	4.04
1989-90	Randy Hillier	11	Wendell Young	4.17
1990-91	Gord Roberts	17	Tom Barrasso	3.59
1991-92	Larry Murphy	33	Tom Barrasso	3.53
1992-93	Mario Lemieux	55	Tom Barrasso	3.01
1993-94	Martin Straka	24	Tom Barrasso	3.36
1994-95	Ron Francis	30	Ken Wregget	3.21
1995-96	Petr Nedved	37	Ken Wregget	3.24
1996-97	Mario Lemieux	27	Patrick Lalime	2.94
1997-98	Jaromir Jagr	17	Tom Barrasso	2.07
1998-99	German Titov	18	Jean-Sebastien Aubin	2.22
1999-00	Jaromir Jagr	25	Jean-Sebastien Aubin	2.58
2000-01	Robert Lang	20	Johan Hedberg	2.64
2001-02	Robert Lang	9	Johan Hedberg	2.75
2002-03	Guillaume Lefebvre	2	Sebastien Caron	2.64

# LEADERS BY SEASON



WINS			SHUTOUTS		
1967-68	Les Binkley	20	Les Binkley		6
1968-69	Les Binkley & Joe Daley	10	Joe Daley		2
1969-70	Al Smith	15	Les Binkley		3
1970-71	Les Binkley	11	Les Binkley & Al Smith		2
1971-72	Jim Rutherford	17	Jim Rutherford		1
1972-73	Jim Rutherford	20	Jim Rutherford		3
1973-74	Andy Brown	13	Andy Brown		1
1974-75	Gary Inness	24	Gary Inness		2
1975-76	Michel Plasse	24	Michel Plasse		2
1976-77	Dunc Wilson	18	Dunc Wilson		5
1977-78	Denis Herron	20			0
1978-79	Denis Herron	22	Greg Millen		2
1979-80	Greg Millen	18	Greg Millen		2
1980-81	Greg Millen	25			0
1981-82	Michel Dion	15	Gary Edwards		1
1982-83	Michel Dion	12	Denis Herron		1
1983-84	Denis Herron	8	Denis Herron & Roberto Romano		1
1984-85	Denis Herron	10	Denis Herron & Roberto Romano		1
1985-86	Roberto Romano	21	Roberto Romano		2
1986-87	Gilles Meloche	13			0
1987-88	Steve Guenette	12	Steve Guenette & Frank Pietrangelo		1
1988-89	Tom Barrasso	18			0
1989-90	Wendell Young	16	Wendell Young		1
1990-91	Tom Barrasso	27	Tom Barrasso		1
1991-92	Tom Barrasso	25	Tom Barrasso		1
1992-93	Tom Barrasso	43	Tom Barrasso		4
1993-94	Tom Barrasso	22	Tom Barrasso		2
1994-95	Ken Wregget	25			0
1995-96	Tom Barrasso	29	Ken Wregget		3
1996-97	Patrick Lalime	21	Ken Wregget		3
1997-98	Tom Barrasso	31	Tom Barrasso		7
1998-99	Tom Barrasso	19	Tom Barrasso		4
1999-00	Jean-Sebastien Aubin	21	Jean-Sebastien Aubin		2
2000-01	Jean-Sebastien Aubin	20	Garth Snow		3
2001-02	Johan Hedberg	25	Johan Hedberg		6
2002-03	Johan Hedberg	14	Sebastien Caron		2



# TEAM RECORDS

## SEASON

POINTS		
Most Overall	*119	1992-93
Most Home	66	1992-93
Most Road	49	1992-93
Fewest Overall	38	1983-84
Fewest Home	18	1983-84
Fewest Road	13	1982-83

\*Includes four points from neutral site games

WINS		
Most Overall	56	1992-93
Most Home	32	1995-96
Most Road	23	1992-93
Fewest Overall	16	1983-84
Fewest Home	7	1983-84
Fewest Road	3	1970-71

LOSSES		
Most Overall	58	1983-84
Most Home	29	1983-84
Most Road	31	1982-83
Fewest Overall	21	1992-93
Fewest Home	5	1974-75
Fewest Road	14	1997-98

TIES		
Most Overall	20	1970-71
Most Home	10	1967-68, 1974-75, 1997-98, 1998-99
Most Road	11	1970-71
Fewest Overall	4	1995-96
Fewest Home	0	1995-96
Fewest Road	1	1999-00

GOALS		
Most For	367	1992-93
Most For Home	215	1995-96
Most For Road	162	1988-89
Most Against	394	1982-83
Most Against Home	182	1983-84
Most Against Road	224	1982-83
Fewest For	182	1969-70
Fewest For Home	98	1968-69
Fewest For Road	77	1969-70
Fewest Against	188	1997-98
Fewest Against Home	92	1970-71
Fewest Against Road	90	1997-98

ASSISTS		
Most For	633	1992-93
Most Against	665	1982-83
Fewest For	294	1969-70
Fewest Against	298	1997-98

POINTS		
Most For	1,000	1992-93
Most Against	1,049	1982-83
Fewest For	476	1969-70
Fewest Against	486	1997-98

PENALTIES		
Most For	897	1988-89
Most Against	906	1988-89
Fewest For	248	1967-68
Fewest Against	330	1967-68

PENALTY MINUTES		
Most For	2,670	1988-89
Most Against	2,702	1988-89
Fewest For	554	1967-68
Fewest Against	750	1967-68

MINORS		
Most For	773	1987-88
Most Against	752	1987-88
Fewest For	237	1967-68
Fewest Against	315	1967-68

MAJORS		
Most For	118	1988-89
Most Against	114	1988-89
Fewest For	1	1967-68
Fewest Against	6	1967-68

MISCONDUCTS		
Most For	69	1981-82
Most Against	87	1981-82
Fewest For	1	1968-69
Fewest Against	7	1976-77

SHOTS ON GOAL		
Most For	2,761	1974-75
Most Against	2,908	1983-84
Fewest For	2,009	1998-99
Fewest Against	2,129	1998-99

POWER PLAY GOALS		
Most For	119	1988-89
Most Against	120	1987-88
Fewest For	37	1967-68
Fewest Against	31	1967-68

POWER PLAY CHANCES		
Most For	500	1987-88
Most Against	507	1987-88
Fewest For	262	1977-78, 1979-80
Fewest Against	193	1967-68

POWER PLAY PERCENTAGE		
Highest For	26.0	1995-96
Highest Against	27.4	1982-83
Lowest For	13.6	1967-68
Lowest Against	13.6	1997-98

SHORT-HANDED GOALS		
Most For	21	1988-89
Most Against	22	1984-85
Fewest For	2	1967-68, 1968-69
Fewest Against	4	1973-74, 1978-79, 1979-80

# TEAM RECORDS



## SEASON (Continued)

80 OR MORE POINT PLAYERS		
Most For	6	1992-93
Fewest For	0	11 times (last 2001-02)

90 OR MORE POINT PLAYERS		
Most For	5	1992-93
Fewest For	0	16 times (last 2001-02)

100 OR MORE POINT PLAYERS		
Most For	4	1992-93
Fewest For	0	20 times (last 2002-03)

20 OR MORE GOAL PLAYERS		
Most For	9	1974-75, 1989-90
Fewest For	1	1968-69, 2002-03

30 OR MORE GOAL PLAYERS		
Most For	5	1975-76, 1992-93
Fewest For	0	6 times (last 2002-03)

40 OR MORE GOAL PLAYERS		
Most For	3	1991-92, 1992-93, 1995-96
Fewest For	0	14 times (last 2002-03)

50 OR MORE GOAL PLAYERS		
Most For	2	1975-76, 1992-93, 1995-96
Fewest For	0	22 times (last 2002-03)

40 OR MORE ASSIST PLAYERS		
Most For	7	1975-76
Fewest For	0	5 times (last 1979-80)

50 OR MORE ASSIST PLAYERS		
Most For	6	1992-93
Fewest For	0	12 times (last 2001-02)

60 OR MORE ASSIST PLAYERS		
Most For	5	1992-93
Fewest For	0	16 times (last 2001-02)

100 OR MORE PENALTY MINUTE PLAYERS		
Most For	15	1988-89
Fewest For	0	1967-68, 1968-69

200 OR MORE PENALTY MINUTE PLAYERS		
Most For	3	1981-82
Fewest For	0	21 times (last 2002-03)

## GAME

GOALS		
Most For, Home	12	Washington (3/15/75, Toronto (12/26/91)
Most For, Road	10	NY Rangers (4/9/93)
Most Against, Home	11	NY Rangers (11/25/92)
Most Against, Road	13	Philadelphia (3/22/84)
Most For, Two Consecutive Games	18	3/15/75-3/16/75; 12/23/91-12/26/91; 12/26/91-12/28/91
Most Against, Two Consecutive Games	19	3/22/84-3/24/84
Most For, Both Teams, Home	18	San Jose 10 - Pittsburgh 8 (1/13/96)
Most For, Both Teams, Road	17	Philadelphia 13 - Pittsburgh 4 (3/22/84)

ASSISTS		
Most For, Home	20	Washington (3/15/75, Toronto (12/26/91)
Most For, Road	17	NY Rangers (12/3/90)
Most Against, Home	19	NY Rangers (11/25/92)
Most Against, Road	22	Philadelphia (3/22/84)
Most For, Both Teams, Home	28	Edmonton (2/19/83) NY Islanders (2/6/90)
Most For, Both Teams, Road	29	Hartford (12/26/80)

POINTS		
Most For, Home	32	Washington (3/15/75) Toronto (12/26/91)
Most For, Road	25	NY Rangers (12/3/90)
Most Against, Home	30	NY Rangers (11/25/92)
Most Against, Road	35	Philadelphia (3/22/84)
Most For, Both Teams, Home	45	Edmonton (2/19/83)
Most For, Both Teams, Road	45	Hartford (12/26/80) Philadelphia (3/22/84)

POWER PLAY GOALS		
Most For, Home	6	Toronto (12/12/86)
Most For, Road	5	San Jose (12/5/91) NY Islanders (12/23/91) San Jose (12/5/92) Calgary (10/28/98)
Most Against, Home	5	New Jersey (10/29/86)
Most Against, Road	5	Buffalo (10/12/88) Hartford (2/26/89) Boston (10/5/89)
Most For, Both Teams	10	vs. New Jersey (10/29/89) (5-5)

POWER PLAY CHANCES		
Most For	12	New Jersey (3/1/89) NY Islanders (2/6/90)
Most Against	14	Washington (10/11/88)
Most For, Both Teams	22	at Washington (1/1/88) (P 9 - W 13); vs Philadelphia (3/19/88)(P 10 - Ph12)



# TEAM RECORDS

## GAME (Continued)

SHORT-HANDED GOALS			SHOTS		
Most For	2	16 times (last 4/5/97)	Most For, Home	65	Washington (3/15/75)
Most Against	3	at Toronto (11/16/88)	Most For, Road	53	Montreal (12/16/00)
Most For, Both Teams	4	vs Chicago (12/6/89) (2-2)	Most Against, Home	55	Montreal (10/23/76)
			Most Against, Road	62	Chicago (3/12/89)
			Fewest For, Home	11	Carolina (12/16/01)
			Fewest For, Road	11	Boston (3/27/77)
			Fewest Against, Home	11	Phoenix (12/11/99)
			Fewest Against, Road	13	Phoenix (12/12/98)
PENALTIES			SAVES		
Most For, Home	28	Edmonton (1/19/88)	Most For, Home	51	Detroit (1/31/98)
Most For, Road	32	NY Rangers (10/30/88)	Most For, Road	57	Chicago (3/12/89)
Most Against, Home	24	Edmonton (1/19/80) Washington (11/25/89)	Most Against, Home	53	Montreal (3/10/74)
Most Against, Road	27	NY Rangers (10/30/88)	Most Against, Road	49	Montreal (12/16/00)
Most For, Both Teams, Home	52	Edmonton (1/19/80)	Fewest For, Home	9	Colorado (1/3/98) Phoenix (12/11/99)
Most For, Both Teams, Road	59	NY Rangers (10/30/88)	Fewest For, Road	11	Vancouver (11/17/87) Phoenix (12/12/97) Edmonton (10/31/98) Carolina (12/4/98)
PENALTY MINUTES			Fewest Against, Home	11	Philadelphia (3/21/98) St. Louis (1/19/00)
Most For, Home	144	Edmonton (1/19/88)	Fewest Against, Road	9	Montreal (10/13/84)
Most For, Road	158	NY Rangers (10/30/88)			
Most Against, Home	123	Edmonton (1/19/88)			
Most Against, Road	134	NY Rangers (10/30/88)			
Most For, Both Teams, Home	267	Edmonton (1/19/80) (P 144 - E 123)			
Most For, Both Teams, Road	292	NY Rangers (10/30/88) (P 158 - NYR 134)			
LARGEST MARGIN OF VICTORY			LARGEST MARGIN OF DEFEAT		
Home	11	Washington (3/15/75)(12-1)	Home	9	New Jersey (10/28/00)(9-0)
Road	8	San Jose (12/5/91) (8-0)	Road	12	Montreal (2/22/79) (12-0)

## PERIOD

GOALS			PENALTIES		
Most For, Home	8	San Jose (12/17/91)	Most For, Home	24	Edmonton (1/19/80)
Most For, Road	7	Quebec (2/27/95)	Most For, Road	32	NY Rangers (10/30/88)
Most Against, Home	6	7 times (last 11/16/96)	Most Against, Home	22	New Jersey (3/25/89)
Most Against, Road	7	Philadelphia (3/22/84)	Most Against, Road	33	Philadelphia (12/8/88)
Most For, Both Teams, Home	8	9 times (last 11/1/97)	Most For, Both Teams, Home	43	Edmonton (1/19/80)
Most For, Both Teams, Road	9	Quebec (2/27/95)	Most For, Both Teams, Road	64	Philadelphia (12/8/88)
ASSISTS			PENALTY MINUTES		
Most For, Home	11	St. Louis (11/22/72)	Most For, Home	133	Edmonton (1/19/80)
Most For, Road	12	Quebec (2/27/95)	Most For, Road	146	NY Rangers (10/30/88)
Most Against, Home	12	Quebec (2/16/85)	Most Against, Home	110	Edmonton (1/19/80)
Most Against, Road	13	Philadelphia (3/22/84)	Most Against, Road	141	Philadelphia (12/8/88)
Most For, Both Teams, Home	15	Vancouver (10/6/76)	Most For, Both Teams, Home	243	Edmonton (1/19/80)
Most For, Both Teams, Road	16	Quebec (2/27/95)	Most For, Both Teams, Road	272	NY Rangers (10/30/88)
POINTS					
Most For, Home	18	St. Louis (11/22/72)			
Most For, Road	19	Quebec (2/27/95)			
Most Against, Home	18	Quebec (2/16/85)			
Most Against, Road	20	Philadelphia (3/22/84)			
Most For, Both Teams, Home	23	Vancouver (10/6/76)			
Most For, Both Teams, Road	25	Quebec (2/27/95)			



# TEAM RECORDS



## PERIOD (Team - Continued)

SHOTS		SAVES	
Most For, Home	27 Washington (3/15/75)	Most For, Home	23 Vancouver (1/7/89)
Most For, Road	25 San Jose (3/6/92)	Most For, Road	25 NY Islanders (12/5/78) New Jersey (10/28/95)
Most Against, Home	25 Vancouver (1/7/89)	Most Against, Home	24 Hartford (2/19/81)
Most Against, Road	28 NY Islanders (12/5/78)	Most Against, Road	22 Minnesota (3/23/74)
Fewest For, Home	0 San Jose (11/23/03)	Fewest For, Home	0 Florida (2/21/01) Boston (3/14/89)
Fewest For, Road	1 11 times (last 10/20/01)	Fewest For, Road	0 Florida (12/20/00) Phoenix (12/12/97)
Fewest Against, Home	0 Florida (2/21/01)	Fewest Against, Home	0 San Jose (11/23/03)
Fewest Against, Road	0 Florida (12/20/00)	Fewest Against, Road	0 Boston (12/15/68)

## SEASON (Individual)

GOALS		SHOTS	
Overall	85 Mario Lemieux (1988-89)	Overall	403 Jaromir Jagr (1995-96)
Center	85 Mario Lemieux (1988-89)	Center	382 Mario Lemieux (1987-88)
Right Wing	62 Jaromir Jagr (1995-96)	Right Wing	403 Jaromir Jagr (1995-96)
Left Wing	55 Kevin Stevens (1992-93)	Left Wing	326 Kevin Stevens (1992-93)
Defenseman	30 Paul Coffey (1988-89)	Defenseman	342 Paul Coffey (1988-89)
Rookie	43 Mario Lemieux (1984-85)	Rookie	209 Mario Lemieux (1984-85)
Rookie Defenseman	12 Zarek Zalapski (1988-89)	Rookie Defenseman	156 D. Edestrand (1971-72)

ASSISTS		POWER PLAY GOALS	
Overall	114 Mario Lemieux (1988-89)	Overall	31 Mario Lemieux (1988-89; 1995-96)
Center	114 Mario Lemieux (1988-89)	Center	31 Mario Lemieux (1988-89; 1995-96)
Right Wing	87 Jaromir Jagr (1995-96)	Right Wing	24 Rob Brown (1988-89)
Left Wing	69 Kevin Stevens (1991-92)	Left Wing	26 Kevin Stevens (1992-93)
Defenseman	83 Paul Coffey (1988-89)	Defenseman	13 Doug Bodger (1987-88) Kevin Hatcher (1997-98)
Rookie	57 Mario Lemieux (1984-85)	Rookie	13 Rob Brown (1987-88)
Rookie Defenseman	33 Zarek Zalapski (1988-89)	Rookie Defenseman	5 Zarek Zalapski (1988-89)
Goaltender	8 Tom Barrasso (1992-93)		

POINTS		POWER PLAY ASSISTS	
Overall	199 Mario Lemieux (1988-89)	Overall	58 Mario Lemieux (1987-88)
Center	199 Mario Lemieux (1988-89)	Center	58 Mario Lemieux (1987-88)
Right Wing	149 Jaromir Jagr (1995-96)	Right Wing	34 Jaromir Jagr (1998-99)
Left Wing	123 Kevin Stevens (1991-92)	Left Wing	27 Pat Boutette (1981-82)
Defenseman	113 Paul Coffey (1988-89)	Defenseman	53 Paul Coffey (1988-89)
Rookie	100 Mario Lemieux (1984-85)	Rookie	23 Zarek Zalapski (1988-89)
Rookie Defenseman	45 Zarek Zalapski (1988-89)	Rookie Defenseman	23 Zarek Zalapski (1988-89)
Goaltender	8 Tom Barrasso (1992-93)		

PENALTY MINUTES		POWER PLAY POINTS	
Overall	409 Paul Baxter (1981-82)	Overall	80 Mario Lemieux (1987-88; 1988-89)
Center	157 Dave Hannan (1988-89)	Center	80 Mario Lemieux (1987-88; 1988-89)
Right Wing	285 Jay Caufield (1988-89)	Right Wing	51 Jaromir Jagr (1995-96)
Left Wing	378 Dave Schultz (1977-78)	Left Wing	44 Kevin Stevens (1992-93)
Defenseman	409 Paul Baxter (1981-82)	Defenseman	64 Paul Coffey (1988-89)
Rookie	285 Jay Caufield (1988-89)	Rookie	33 Mario Lemieux (1984-85)
Rookie Defenseman	172 Colin Campbell (1974-75)	Rookie Defenseman	28 Zarek Zalapski (1988-89)
Goaltender	60 Andy Brown (1973-74)		



# INDIVIDUAL RECORDS

## SEASON (Continued)

SHORT-HANDED GOALS			MOST CONSECUTIVE GAMES WITH A...		
Overall	13	Mario Lemieux (1988-89)	Goal	12	Mario Lemieux (18 goals), 10/6/92 - 11/1/92
Center	13	Mario Lemieux (1988-89)	Assist	14	Mario Lemieux (23 assists) 1/15/86 - 2/16/86
Right Wing	4	Jean Pronovost (1973-74) Rick Tocchet (1992-93)	Point	46	Mario Lemieux (39+64=103) 10/31/89 - 2/14/90
Left Wing	4	Vic Hadfield (1974-75) Phil Bourque (1990-91)	Goal (Rookie)	7	Mike Bullard (8 goals) 1/23/82 - 2/6/82
Defenseman	2	Bob Woytowich (1968-69) Moe Mantha (1985-86) Paul Coffey (1987-88) Grant Jennings (1991-92) Larry Murphy (1991-92; 1992-93) Darius Kasparaitis (1997-98) Kevin Hatcher (1998-99)	Assist (Rookie)	6	Mario Lemieux (9 assists) 10/27/84 - 11/8/84 (9 assists) 12/7/84 - 12/21/84
Rookie	2	Jean Pronovost (1968-69) Mitch Lamoreux (1984-85) Mark Recchi (1989-90)	Point (Rookie)	11	Mike Bullard (3+10=13) 12/12/81 - 1/3/82

## GAME

Goals	5	Mario Lemieux (3 times) (vs. New Jersey, 12/31/88) (at NY Rangers, 4/9/93) (vs. St. Louis, 3/26/96)	Points	8	Mario Lemieux (2 times) (vs. St. Louis, 10/15/88, 2+6) (vs. New Jersey, 12/31/88, 5+3)
Assists	6	Ron Stackhouse (vs. Philadelphia, 3/8/75) Greg Malone (vs. Quebec, 11/28/79) Mario Lemieux (3 times) (vs. St. Louis, 10/15/88) (at San Jose, 12/5/92) (vs. Tampa bay, 11/1/95)	Shots	14	Ron Stackhouse (vs. Washington, 4/3/76)
			Penalties	9	Russ Anderson (vs. Edmonton, 1/19/80)
			Penalty Minutes	51	Russ Anderson (vs. Edmonton, 1/19/80)

## PERIOD

Goals	4	Mario Lemieux (at Montreal, 1/26/97)	Points	4	21 times - last time Mario Lemieux (1+3) (vs. Buffalo 12/23/02)
Assists	4	Syl Apps (vs. Detroit, 3/24/71) Ron Stackhouse (vs. Philadelphia, 3/8/75) Paul Coffey (vs. NY Islanders, 2/6/90) Mario Lemieux (vs. Tampa Bay, 11/1/95) Jaromir Jagr (at St. Louis, 12/19/96)	Shots	7	Six times - last time Mario Lemieux (at Atlanta, 10/23/01)
			Penalties	8	Russ Anderson (vs. Edmonton, 1/19/80)
			Penalty Minutes	46	Russ Anderson (vs. Edmonton, 1/19/80)

## MONTH

Goals	18	Mario Lemieux (March 1993)
Assists	25	Mario Lemieux (March 1988)
Points	38	Mario Lemieux (October 1988) (11 games - 16+22)

# INDIVIDUAL RECORDS



## GOALTENDERS

GAMES			GOALS AGAINST		
All-Time	726	Tom Barrasso	All-Time	1409	Tom Barrasso
Season	66	Johan Hedberg (2001-02)	Season	258	Greg Millen (1980-81)
Season, Home	37	Johan Hedberg (2001-02)	Season, Home	128	Greg Millen (1980-81)
Season, Road	32	Tom Barrasso (1997-98)	Season, Road	130	Greg Millen (1980-81)

MINUTES PLAYED			GOALS AGAINST AVERAGE		
All-Time	25883	Tom Barrasso	All-Time	2.86	Hank Bassen
Season	3877	Johan Hedberg (2001-02)	Season	2.07	Tom Barrasso (1997-98)
Season, Home	2074	Johan Hedberg (2001-02)	Season, Home	2.02	Al Smith (1970-71)
Season, Road	1932	Tom Barrasso (1997-98)	Season, Road	1.83	Tom Barrasso (1997-98)

WINS			SAVE PERCENTAGE		
All-Time	226	Tom Barrasso	All-Time (Min. 30 Games)	.913	Patrick Lalime
Season	43	Tom Barrasso (1992-93)	Season (Min. 30 Games)	.914	Jean-Sebastien Aubin (1999-00)
Season, Home	24	Tom Barrasso (1992-93)			
Season, Road	19	Tom Barrasso (1992-93)			

LOSSES			LONGEST CONSECUTIVE STREAKS		
All-Time	153	Tom Barrasso	Games Played	26	Greg Millen (2/7/81 - 4/4/81) (11-10-5)
Season	34	Johan Hedberg (2001-02)	Wins	14	Tom Barrasso (3/9/93 - 4/9/93)
Season, Home	18	Johan Hedberg (2001-02)	Wins, Home	13	Jim Rutherford (2/16/72 - 11/16/72)
Season, Road	17	Les Binkley (1967-68) Michel Dion (1981-82)	Wins, Road	6	Tom Barrasso (3/14/93 - 4/9/93)

TIES			UNBEATEN		
All-Time	53	Tom Barrasso	Unbeaten	16	Patrick Lalime (12/6/96 - 1/21/97) (14-0-2)
Season	15	Denis Herron (1977-78)	Unbeaten, Home	18	Michel Plasse (1/11/75 - 12/31/75) (14-0-4)
Season, Home	9	Les Binkley (1967-68)	Unbeaten, Road	7	Denis Herron (3/13/79 - 3/27/79) (5-0-2)
Season, Road	7	Denis Herron (1977-78) Denis Herron (1978-79) Greg Millen (1980-81)			Tom Barrasso (2 times) (10/20/95 - 11/17/95) (5-0-2)

SAVES			LOSSES		
All-Time	12064	Tom Barrasso	Losses	9	Michel Dion (12/20/83 - 3/1/84)
Season	1920	Denis Herron (1977-78)	Losses, Home	5	Michel Dion (3/3/82 - 10/22/82)
Season, Home	938	Denis Herron (1977-78)			Denis Herron (10/18/83 - 11/16/83)
Season, Road	982	Denis Herron (1977-78)	Losses, Road	10	Joe Daley (11/13/68 - 3/20/69)
All-Time Per Game	30.6	Joe Daley			Denis Herron (12/22/84 - 3/30/85)
Season Per Game	32.6	Denis Herron (1977-78)			
Season Per Game Home	31.2	Joe Daley (1968-69)			
Season Per Game Road	35.8	Denis Herron (1977-78)			

SHUTOUTS			WINLESS		
All-Time	22	Tom Barrasso	Winless	15	Al Smith (1/28/71 - 4/1/71) (0-10-5)
Season	7	Tom Barrasso (1997-98)	Winless, Home	9	Les Binkley (11/6/68 - 12/21/68) (0-8-1)
Season, Home	3	Les Binkley (1967-68) Ken Wregget (1995-96) Tom Barrasso (1998-99)	Winless, Road	26	Al Smith (3/5/70 - 4/1/71) (0-18-8)
Season, Road	6	Tom Barrasso (1997-98)			

WINNING PERCENTAGE			LONGEST SHUTOUT SEQUENCE		
All-Time (Min. 30 games)	.629	Patrick Lalime (21-12-2)	Individual	132:24	Jim Rutherford (2/22/75 - 2/25/75)
Season (Min. 30 games)	.734	Tom Barrasso (1992-93) (43-14-5)	Team	187:30	Wregget/Barrasso (1/31/93 - 2/13/93)
			Against	183:15	3/31/80 - 2/9/80



# STREAKS

Season	OVERALL				HOME				ROAD			
	Win	Unbt	Loss	Winless	Win	Unbt	Loss	Winless	Win	Unbt	Loss	Winless
1967-68	4	5	3	4	3	5	2	5	3	3	5	8
1968-69	4	6	7	9	4	4	4	6	2	5	8	14
1969-70	3	4	6	10	4	6	3	4	2	2	4	9
1970-71	2	4	4	8	7	7	2	5	2	3	15	*18
1971-72	4	5	6	9	3	4	3	4	3	6	6	14
1972-73	4	5	5	8	4	8	3	3	1	2	9	9
1973-74	3	4	6	8	3	6	4	4	2	3	4	5
1974-75	3	7	3	7	9	*20	2	4	3	4	4	6
1975-76	4	11	3	7	6	10	4	4	2	6	7	9
1976-77	3	6	4	6	3	7	2	3	2	2	3	6
1977-78	2	7	5	6	2	6	3	5	2	6	5	8
1978-79	4	10	4	5	6	8	3	3	3	7	6	8
1979-80	3	7	6	8	4	7	5	5	2	3	7	7
1980-81	6	6	3	6	5	6	3	3	2	4	8	11
1981-82	4	7	4	9	4	8	2	5	3	3	7	12
1982-83	3	5	*11	*18	3	3	4	7	1	2	*18	*18
1983-84	2	3	8	8	1	2	*7	*11	4	5	6	7
1984-85	5	5	9	12	3	3	4	7	2	2	8	10
1985-86	5	6	5	7	4	10	4	6	2	2	5	5
1986-87	7	7	4	9	6	6	2	3	2	2	4	12
1987-88	4	4	6	10	6	6	3	7	4	4	4	5
1988-89	5	8	4	6	6	12	4	4	3	4	4	8
1989-90	4	5	4	8	7	7	4	4	2	3	8	13
1990-91	6	7	3	5	*11	14	3	5	3	4	6	10
1991-92	4	6	4	6	9	9	4	4	5	5	4	7
1992-93	#17	*18	3	3	10	11	2	3	*7	*8	3	2
1993-94	4	8	4	4	4	7	3	3	4	4	2	4
1994-95	7	13	3	3	7	9	2	2	4	6	3	3
1995-96	8	8	3	3	8	8	3	3	3	6	4	5
1996-97	6	14	6	6	6	8	3	3	6	7	8	13
1997-98	6	8	3	6	5	10	2	5	5	7	3	5
1998-99	10	10	3	8	9	11	3	4	2	3	3	6
1999-00	4	5	4	8	5	8	3	5	3	3	6	8
2000-01	4	5	2	6	4	5	5	7	2	6	4	4
2001-02	6	6	7	10	3	7	4	4	3	4	6	6
2002-03	4	5	9	16	3	6	5	10	3	3	6	7

\* = Club Record, # = NHL Record

Longest Winning Streak	17	3/9/93 - 4/11/93
Longest Home Winning Streak	11	1/5/91 - 3/7/91
Longest Road Winning Streak	7	3/14/93 - 4/9/93
Longest Unbeaten Streak	18	3/9/93 - 4/14/93 (17-0-1)
Longest Home Unbeaten Streak	20	11/30/74 - 2/22/75 (12-0-8)
Longest Road Unbeaten Streak	8	3/14/93 - 4/14/93 (7-0-1)
Longest Losing Streak	11	1/22/83 - 2/10/83
Longest Home Losing Streak	8	4/3/83 - 10/29/83 (2 seasons)
Longest Road Losing Streak	7	10/8/83 - 10/29/83 (1 season)
Longest Road Losing Streak	18	12/23/82 - 3/4/83
Longest Winless Streak	18	1/2/83 - 2/10/83 (0-17-1)
Longest Home Winless Streak	12	4/3/83 - 11/9/83 (0-10-2) (2 seasons)
Longest Road Winless Streak	11	10/8/83 - 11/9/83 (0-9-2) (1 season)
	18	10/25/70 - 1/14/71 (0-11-7)
		12/23/82 - 3/4/83 (0-18-0)
Consecutive Games Without Being Shutout	211	1/7/89 - 10/28/91
Consecutive Home Games Without Being Shutout	206	1/28/92 - 10/8/97
Consecutive Road Games Without Being Shutout	120	1/12/90 - 12/29/91
Consecutive Games Without Shutting Out Opponent	156	3/12/77 - 12/9/78
Consecutive Home Games Without Shutting Out Opponent	95	4/2/80 - 12/1/82
Consecutive Road Games Without Shutting Out Opponent	188	1/24/87 - 12/5/91
Consecutive Games Tied	4	12/8/79 - 12/15/79

# MONTH BY MONTH



	<u>OCT.</u>	<u>NOV.</u>	<u>DEC.</u>	<u>JAN.</u>	<u>FEB.</u>	<u>MAR.</u>	<u>APR.</u>	<u>MAY</u>	<u>SEASON</u>
1967-68	3-6-1	6-3-2	4-8-2	4-7-2	4-5-3	6-5-3			27-34-13
1968-69	1-4-2	4-8-2	2-10-2	3-10-1	4-6-2	6-7-2			20-45-11
1969-70	1-4-3	5-6-2	5-7-0	3-7-3	8-5-0	3-7-4	1-2-0		26-38-12
1970-71	2-4-3	3-6-5	5-7-3	6-5-1	3-7-3	2-7-3	0-1-2		21-37-20
1971-72	5-5-2	3-9-0	3-7-4	1-8-3	7-6-0	6-3-4	1-0-1		26-38-14
1972-73	5-5-0	7-5-2	3-6-4	6-9-0	6-5-1	4-7-2	1-0-0		32-37-9
1973-74	4-4-1	3-7-2	2-10-2	5-8-0	5-6-1	7-4-3	2-2-0		28-41-9
1974-75	2-4-1	6-6-3	4-6-4	8-3-2	7-3-3	9-4-2	1-2-0		37-28-15
1975-76	4-2-1	6-8-1	5-7-2	4-7-3	8-2-4	7-6-1	1-1-0		35-33-12
1976-77	2-6-4	6-5-1	7-5-1	7-4-2	5-5-4	5-8-1	2-0-0		34-33-13
1977-78	3-5-1	4-6-3	4-6-4	5-5-3	4-2-5	2-11-2	3-2-0		25-37-18
1978-79	1-6-2	5-7-1	9-2-4	5-7-1	6-3-1	8-4-4	2-2-0		36-31-13
1979-80	4-4-1	5-4-3	5-3-7	5-10-0	4-7-0	6-7-2	1-2-0		30-37-13
1980-81	4-5-1	2-8-3	5-6-3	6-6-1	7-5-1	5-6-3	1-1-1		30-37-13
1981-82	5-7-2	7-1-2	4-7-2	5-8-2	3-8-2	5-5-3	2-0-0		31-36-13
1982-83	3-9-1	5-3-3	3-9-2	1-12-1	3-11-0	3-7-2	0-2-0		18-53-9
1983-84	3-9-0	3-7-3	3-8-2	1-11-0	3-10-1	3-12-0	0-1-0		16-58-6
1984-85	5-4-0	1-8-3	8-5-1	4-8-1	2-10-0	4-12-0	0-4-0		24-51-5
1985-86	3-5-2	5-7-1	8-6-1	7-4-2	7-4-1	3-9-1	1-3-0		34-38-8
1986-87	8-3-0	5-5-4	2-7-3	4-8-1	4-7-2	5-8-2	2-0-0		30-38-12
1987-88	3-6-3	6-4-2	7-4-2	5-9-2	4-7-0	9-5-0	2-0-0		36-35-9
1988-89	7-4-0	7-6-0	9-2-3	5-6-1	4-6-3	6-9-0	2-0-0		40-33-7
1989-90	3-7-2	6-7-0	7-5-1	6-6-1	8-5-1	2-10-3			32-40-8
1990-91	6-6-1	5-6-1	10-6-1	7-4-0	4-7-1	9-4-2			41-33-6
1991-92	5-5-2	8-3-2	9-5-0	3-7-1	3-7-3	10-3-1	1-2-0		39-32-9
1992-93	8-1-2	9-5-1	9-3-1	8-5-1	5-5-1	11-2-0	6-0-1		56-21-7
1993-94	7-4-1	5-3-5	6-4-2	6-3-3	7-6-1	9-5-1	4-2-0		44-27-13
1994-95				5-0-0	9-3-2	8-6-0	7-5-1	0-2-0	29-16-3
1995-96	4-2-2	10-3-1	10-4-0	7-7-0	6-5-1	9-5-0	3-3-0		49-29-4
1996-97	2-8-0	6-5-2	11-2-2	8-3-1	4-7-0	5-8-2	2-3-1		38-36-8
1997-98	7-5-2	7-4-3	7-3-3	8-3-2	1-2-3	6-3-4	4-4-1		40-24-18
1998-99	4-3-2	6-3-3	5-4-2	8-5-0	9-5-0	4-5-6	2-5-1		38-30-14
1999-00	2-4-3-1	6-7-0-2	8-6-0-2	5-8-1-0	5-4-4-1	8-6-0-0	3-2-0-0		37-37-8-6
2000-01	5-4-1-0	6-4-2-1	6-6-3-0	8-5-0-1	7-3-1-0	8-5-2-0	2-1-0-1		42-28-9-3
2001-02	4-6-1-1	6-4-2-1	4-7-2-0	8-6-0-1	1-4-1-1	5-7-1-1	0-7-1-0		28-41-8-5
2002-03	6-2-2-0	5-4-1-3	4-9-0-2	6-7-1-0	4-8-0-0	1-13-2-0	1-1-0-0		27-44-6-5

Monthly Totals 141-168-52-2 189-187-71-7 203-202-75-4 193-231-43-2 181-201-56-2 209-235-68-1 60-60-10-1 0-2-0



# OVERTIME

## ALL-TIME OVERTIME RECORD

YEAR	OVERALL					HOME					ROAD				
	GP	W	L	I	PTS	GP	W	L	I	PTS	GP	W	L	I	PTS
1983-84	12	1	5	6	8	7	0	3	4	4	5	1	2	2	4
1984-85	8	3	0	5	11	3	0	0	3	3	5	3	0	2	8
1985-86	14	3	3	8	14	7	1	1	5	7	7	2	2	3	7
1986-87	21	5	4	12	22	11	4	1	6	14	10	1	3	6	8
1987-88	16	5	2	9	19	9	2	1	6	10	7	3	1	3	9
1988-89	10	2	1	7	11	3	0	0	3	3	7	2	1	4	8
1989-90	14	3	3	8	14	7	2	2	3	7	7	1	1	5	7
1990-91	12	4	2	6	14	7	3	1	3	9	5	1	1	3	5
1991-92	12	2	1	9	13	8	1	1	6	8	4	1	0	3	5
1992-93	10	3	0	7	13	6	2	0	4	8	4	1	0	3	5
1993-94	19	4	2	13	21	11	2	1	8	12	8	2	1	5	9
1994-95	5	1	1	3	5	1	0	0	1	1	4	1	1	2	4
1995-96	9	3	2	4	10	4	2	2	0	4	5	1	0	4	6
1996-97	13	1	4	8	10	9	1	3	5	7	4	0	1	3	3
1997-98	23	3	2	18	24	13	2	1	10	14	10	1	1	8	10
1998-99	22	7	1	14	28	14	4	0	10	18	8	3	1	4	10
1999-00*	17	3	6	8	20	7	0	0	7	7	10	3	6	1	13
2000-01*	15	3	3	9	18	11	1	3	7	11	4	2	0	2	6
2001-02*	20	7	5	8	27	10	5	1	4	15	10	2	4	4	12
2002-03*	14	3	5	6	12	7	3	2	2	8	7	0	3	4	4
TOTALS	286	66	52	168	314	155	35	23	97	170	131	31	29	71	144

\* - Losses worth one point

## ALL-TIME OVERTIME vs. EACH TEAM

TEAM	GP	RECORD	TEAM	GP	RECORD
Anaheim	3	0-1-2	Montreal	21	5-3-13
Atlanta	3	2-1-0	Nashville	3	1-0-2
Boston	13	4-1-8	New Jersey	15	3-2-10
Buffalo	20	3-4-13	NY Islanders	15	4-3-8
Calgary	7	0-0-7	NY Rangers	26	11-3-12
Carolina	12	3-1-8	Ottawa	9	1-0-8
Chicago	6	0-0-6	Philadelphia	22	3-8-11
Colorado	10	1-3-6	Phoenix	7	1-3-3
Columbus	2	2-0-0	St. Louis	8	1-1-6
Dallas	5	1-1-3	San Jose	3	0-0-3
Detroit	9	1-2-6	Tampa Bay	8	2-2-4
Edmonton	6	2-1-3	Toronto	6	1-2-3
Florida	8	2-2-4	Vancouver	7	3-0-4
Los Angeles	12	3-5-4	Washington	18	6-3-9
Minnesota	1	0-0-1	TOTALS	286	66-52-168

# PENGUINS OVERTIME WINS



<u>Player</u>	<u>Date</u>	<u>Time</u>	<u>Opponent</u>	<u>Goalie</u>	<u>Score</u>
Randy Carlyle	12/23/83	2:12	@ New Jersey	Resch	6-5
Mario Lemieux	11/14/84	3:54	@ Winnipeg	Behrend	4-3
Randy Hillier	12/7/84	1:35	@ NY Rangers	Hanlon	4-3
Wayne Babych	3/9/85	1:06	@ Boston	Peeters	6-5
Dan Frawley	12/19/85	0:38	@ Minnesota	Casey	4-3
Doug Shedden	2/24/86	3:54	vs. Los Angeles	Melanson	6-5
Mario Lemieux	4/6/86	0:25	@ NY Rangers	Hanlon	5-4
Doug Bodger	10/11/86	0:50	vs. NY Rangers	Vanbiesbrouck	6-5
Mario Lemieux	10/14/86	3:40	vs. Los Angeles	Melanson	4-3
Randy Cunneynworth	10/22/86	2:30	vs. Buffalo	Cloutier	5-4
Chris Kontos	2/8/87	2:12	@ New Jersey	Chevrier	2-1
Mario Lemieux	4/4/87	1:26	vs. Detroit	Hanlon	4-3
Craig Simpson	10/31/87	4:05	@ Quebec	Brunetta	5-4
Moe Mantha	11/14/87	2:04	vs. NY Rangers	Vanbiesbrouck	3-2
Charlie Simmer	1/23/88	0:24	@ Montreal	Hayward	4-3
Mario Lemieux	2/2/88	4:11	vs. Washington	Peeters	3-2
Mario Lemieux	4/2/88	4:02	@ Washington	Malarchuk	7-6
Rob Brown	12/26/88	1:39	@ Hartford	Liut	4-3
Mario Lemieux	4/2/89	3:38	@ Philadelphia	Empty Net	6-5
Randy Hillier	10/14/89	1:40	vs. Montreal	Roy	2-1
Troy Loney	2/14/90	3:33	@ NY Rangers	Richter	4-3
Randy Gilhen	2/22/90	4:26	vs. NY Islanders	Fitzpatrick	4-3
Mark Recchi	11/24/90	1:11	vs. Washington	Liut	3-2
Scott Young	1/17/91	3:31	@ Toronto	Ing	6-5
Paul Stanton	1/29/91	2:46	vs. Washington	Beaupre	3-2
Kevin Stevens	3/21/91	0:13	vs. NY Rangers	Vanbiesbrouck	5-4
Phil Bourque	10/15/91	2:30	@ NY Islanders	Healy	7-6
Kevin Stevens	11/13/91	3:25	vs. Edmonton	Ranford	5-4
Jaromir Jagr	12/17/92	2:50	@ Philadelphia	Soderstrom	5-4
Jaromir Jagr	3/11/93	3:18	vs. Los Angeles	Staubert	4-3
Ulf Samuelsson	4/7/93	2:11	vs. Montreal	Roy	4-3
Joe Mullen	10/7/93	1:13	vs. Montreal	Roy	2-1
Jaromir Jagr	12/4/93	2:04	@ Hartford	Reese	7-6
Ron Francis	1/7/94	4:54	@ Buffalo	Hasek	4-3
Kevin Stevens	1/11/94	4:09	@ Boston	Blue	5-4
Larry Murphy	3/4/95	4:36	@ Boston	Riendeau	4-3
Jaromir Jagr	11/17/95	2:48	@ Washington	Carey	3-2
Mario Lemieux	1/22/96	1:54	vs. Boston	Ranford	7-6
Mario Lemieux	2/18/96	2:17	vs. NY Rangers	Healy	4-3
Fredrik Olausson	3/8/97	0:19	vs. Philadelphia	Snow	3-2
Kevin Hatcher	10/25/97	0:41	@ Vancouver	McLean	3-2
Rob Brown	11/1/97	3:52	vs. Vancouver	McLean	7-6
Jaromir Jagr	11/22/97	0:25	vs. NY Rangers	Richter	4-3
Kevin Hatcher	12/15/98	3:17	vs. Tampa Bay	Schwab	3-2
Jaromir Jagr	12/26/98	1:18	vs. Ottawa	Tugnutt	2-1
Alexei Kovalev	2/9/99	4:31	vs. Montreal	Chabot	3-2
Jaromir Jagr	2/11/99	1:21	vs. Vancouver	Hirsch	6-5
Kip Miller	2/13/99	3:39	@ Nashville	Voukon	3-2
Kip Miller	3/10/99	2:49	@ Carolina	Irbe	3-2
Jaromir Jagr	4/18/99	1:22	@ NY Rangers	Richter	2-1
Robert Lang	1/31/00	4:28	@ Atlanta	Fankhouser	2-1
Hans Jonsson	3/30/00	2:25	@ Washington	Kolzig	4-3
Jaromir Jagr	4/7/00	0:13	@ Buffalo	Hasek	2-1

Continued on Next Page



# PENGUINS OVERTIME WINS

## CONTINUED

Player	Date	Time	Opponent	Goalie	Score
Alexei Kovalev	2/10/01	0:18	vs. New Jersey	Brodeur	5-4
Alexei Kovalev	2/17/01	1:19	@ Columbus	Tugnutt	3-2
Mario Lemieux	2/21/01	2:10	vs. Florida	Luongo	3-2
Billy Tibbetts	11/13/01	1:51	vs. Tampa Bay	Khabibulin	2-1
Jan Hrdina	11/17/01	4:41	vs. NY Rangers	Blackburn	1-0
Aleksey Morozov	1/24/02	1:29	@ NY Islanders	Snow	5-4
Randy Robitaille	1/26/02	4:02	vs. Atlanta	Hnilicka	3-2
Michal Rozsival	2/28/02	1:42	@ Columbus	Tugnutt	4-3
Alexei Kovalev	3/5/02	3:23	vs. Florida	Luongo	6-5
Jan Hrdina	3/9/02	0:37	vs. NY Rangers	Richter	3-2
Martin Straka	1/4/03	0:42	vs. NY Islanders	Snow	3-2
Mario Lemieux	2/18/03	1:35	vs. Edmonton	Salo	4-3
Shawn Heins	2/22/03	4:33	vs. St. Louis	Johnson	2-1

## ALL-TIME OVERTIME SCORING

PLAYER	G	A	PIS	PLAYER	G	A	PIS
<b>MARIO LEMIEUX</b>	11	11	22	Bryan Smolinski	0	2	2
Jaromir Jagr	9	5	14	Zarley Zalapski	0	2	2
Alexei Kovalev	4	3	7	Wayne Babych	1	0	1
<b>MARTIN STRAKA</b>	1	6	7	Randy Carlyle	1	0	1
Ron Francis	1	5	6	Randy Gilhen	1	0	1
Kevin Stevens	3	2	5	Shawn Heins	1	0	1
Larry Murphy	1	4	5	Chris Kontos	1	0	1
Jan Hrdina	2	2	4	Joe Mullen	1	0	1
Paul Coffey	0	4	4	Fredrik Olausson	1	0	1
Rob Brown	2	1	3	Mark Recchi	1	0	1
Kevin Hatcher	2	1	3	Randy Robitaille	1	0	1
Randy Hillier	2	1	3	Ulf Samuelsson	1	0	1
Kip Miller	2	1	3	Doug Shedden	1	0	1
Doug Bodger	1	2	3	Charlie Simmer	1	0	1
Phil Bourque	1	2	3	<b>MARC BERGEVIN</b>	0	1	1
Craig Simpson	1	2	3	John Chabot	0	1	1
Scott Young	1	2	3	Ron Duguay	0	1	1
Jiri Slegr	0	3	3	Bob Erey	0	1	1
German Titov	0	3	3	<b>RICCO FATA</b>	0	1	1
Warren Young	0	3	3	Andrew Ference	0	1	1
Randy Cunneynworth	1	1	2	Lee Giffin	0	1	1
Dan Frawley	1	1	2	Dave Hannan	0	1	1
Hans Jonsson	1	1	2	Rick Kehoe	0	1	1
Robert Lang	1	1	2	<b>MILAN KRAFT</b>	0	1	1
Troy Loney	1	1	2	Janne Laukkanen	0	1	1
Moe Mantha	1	1	2	Norm MacIver	0	1	1
<b>ALEKSEY MOROZOV</b>	1	1	2	Tom O'Regan	0	1	1
<b>MICHAL ROZSIVAL</b>	1	2	3	Wilf Paiment	0	1	1
Paul Stanton	1	1	2	Stephane Richer	0	1	1
Billy Tibbetts	1	1	2	Gary Rissling	0	1	1
Stu Barnes	0	2	2	Gord Roberts	0	1	1
<b>KRIS BEECH</b>	0	2	2	Ville Siren	0	1	1
John Cullen	0	2	2	Tony Tanti	0	1	1
Darius Kasparaitis	0	2	2	<b>DICK TARNSTROM</b>	0	1	1
Tomas Sandstrom	0	2	2	Rick Tocchet	0	1	1



# OPPONENT OVERTIME WINS



<u>Player</u>	<u>Date</u>	<u>Time</u>	<u>Opponent</u>	<u>Goalie</u>	<u>Score</u>
Lucien Deblois	10/12/83	1:34	vs. Winnipeg	Dion	4-3
Bobby Clarke	11/20/83	2:43	@ Philadelphia	Herron	5-4
Paul MacLean	1/18/84	1:28	vs. Winnipeg	Dion	5-4
Dave Andreychuk	2/8/84	0:35	vs. Buffalo	Herron	6-5
Mark Osborne	2/26/84	2:18	@ NY Rangers	Herron	4-3
Tiger Williams	11/16/85	3:10	@ Los Angeles	Romano	4-3
Murray Craven	12/22/85	2:12	@ Philadelphia	Meloche	3-2
Ilkka Sinisalo	4/5/86	1:59	vs. Philadelphia	Meloche	4-3
Steve Thomas	12/13/86	4:36	@ Toronto	Romano	3-2
Mike Bossy	12/23/86	3:25	@ NY Islanders	Romano	4-3
Mike Gartner	1/1/87	1:30	@ Washington	Romano	4-3
Tomas Sandstrom	3/14/87	1:05	vs. NY Rangers	Riggin	3-2
Kevin Dineen	1/9/88	0:55	@ Hartford	Meloche	5-4
Mario Marois	2/23/88	2:40	vs. Winnipeg	Pietrangelo	4-3
Dave Taylor	3/7/89	2:37	@ Los Angeles	Barrasso	3-2
Don Maloney	2/6/90	4:28	vs. NY Islanders	Barrasso	8-7
Craig MacTavish	3/6/90	1:17	@ Edmonton	Pietrangelo	4-3
Uwe Krupp	3/31/90	1:00	vs. Buffalo	Barrasso	3-2
Tony Granato	11/17/90	0:52	@ Los Angeles	Pietrangelo	2-1
Patrick Flatley	12/23/90	4:29	vs. NY Islanders	Pietrangelo	4-3
Donald Audette	1/23/92	3:25	vs. Buffalo	Young	5-4
Tony Amonte	2/21/94	0:08	@ NY Rangers	Barrasso	4-3
Randy Burridge	3/15/94	0:40	vs. Washington	Barrasso	5-4
Rod Brind'Amour	4/16/95	1:30	@ Philadelphia	Wregget	4-3
Yanic Perreault	10/21/95	0:40	vs. Los Angeles	Wregget	3-2
Steve Thomas	3/9/96	0:21	vs. New Jersey	Barrasso	4-3
Shawn Burr	10/5/96	1:37	vs. Tampa Bay	Barrasso	4-3
Adam Oates	11/14/96	1:05	@ Boston	Wregget	2-1
Valeri Kamensky	1/23/97	3:55	vs. Colorado	Lalime	4-3
Brendan Shanahan	2/8/97	2:01	vs. Detroit	Lalime	6-5
Valeri Kamensky	1/3/98	3:04	vs. Colorado	Skudra	5-4
Alexandre Daigle	3/8/98	4:03	@ Philadelphia	Wregget	4-3
Dixon Ward	3/28/99	2:27	@ Buffalo	Aubin	4-3
Teemu Selanne	10/27/99	3:38	@ Anaheim	Aubin	2-1
Sergei Fedorov	11/12/99	0:36	@ Detroit	Aubin	3-2
Mike Wilson	11/20/99	2:57	@ Florida	Aubin	2-1
Mats Sundin	12/4/99	0:27	@ Toronto	Barrasso	3-2
Adam Oates	12/29/99	4:32	@ Washington	Aubin	3-2
Luke Richardson	2/24/00	4:51	@ Philadelphia	Aubin	4-3
Joe Sakic	11/13/00	3:56	@ Colorado	Snow	3-2
Darryl Sydor	1/19/02	0:42	@ Dallas	Snow	6-5
John LeClair	4/7/01	4:39	@ Philadelphia	Snow	4-3
Pavol Demitra	10/20/01	3:35	@ St. Louis	Hedberg	2-1
Vaclav Prospal	11/10/01	4:29	@ Tampa Bay	Aubin	3-2
Marty Murray	1/29/02	1:47	@ Philadelphia	Aubin	3-2
Brian Rafalski	2/9/02	4:51	vs. New Jersey	Hedberg	2-1
Oleg Petrov	3/30/02	1:32	@ Montreal	Hedberg	2-1
Valeri Bure	11/6/02	2:19	@ Florida	Hedberg	4-3
Donald Audette	11/18/02	1:12	@ Montreal	Hedberg	5-4
Andrei Markov	11/20/02	2:25	vs. Montreal	Aubin	3-2
Mathieu Schneider	12/14/02	4:22	@ Los Angeles	Hedberg	3-2
Ilya Kovalchuk	12/30/02	4:40	vs. Atlanta	Aubin	3-2



# PENGUINS HAT TRICKS

PLAYER	DATE	OPP.	GOALIE(S)
<b>1967-68 (2)</b>			
Andy Bathgate	10/18	vs. Min	Maniago (2), Bauman
Ken Schinkel	10/21	vs. Chi	Dejordy
<b>1968-69 (0)</b>			
<b>1969-70 (1)</b>			
Ken Schinkel (2)	2/4	vs. Min	Maniago, Broderick (2)
<b>1970-71 (2)</b>			
Glen Sather	12/19	vs. Det	McLeod (2), ENG
Duane Rupp	3/24	vs. Det	Rutherford
<b>1971-72 (1)</b>			
Bob Leiter	12/1	vs. Det	Smith (2), Daley
<b>1972-73 (6)</b>			
Al McDonough	10/11	@ StL	Stephenson
Lowell MacDonald	11/5	vs. Min	Gilbert
Al McDonough (2)	11/19	vs. Atl	Myre
Al McDonough (3)	11/22	vs. StL	Stephenson
Eddie Shack	11/29	vs. Tor	Low
Syl Apps	12/13	vs. NYI	Desjardins
<b>1973-74 (3)</b>			
L. MacDonald (2)	11/13	vs. Min	Maniago
Bob Kelly	3/24	vs. Det	Grant
L. MacDonald (3)	3/27	vs. Min	Worsley
<b>1974-75 (3)</b>			
Rick Kehoe	2/15	@ Tor	Favell
Jean Pronovost	2/26	vs. Wsh	Belhumeur
Pierre Larouche	3/12	vs. Bos	Gilbert
<b>1975-76 (9)</b>			
Jean Pronovost (2)	11/12	@ Wsh	Wolfe
Syl Apps (2)	12/17	@ Cal	Meloche
Bob Kelly (2)	12/17	@ Cal	Meloche
Stan Gilbertson	1/18	vs. NYR	Wilson (2), Soetaert
Pierre Larouche (2)	2/8	@ Van	Smith (2), Lockett
Jean Pronovost (3)	2/19	vs. Tor	Favell
Pierre Larouche (3)	2/21	vs. Chi	Villemure
L. MacDonald (4)	2/21	vs. Chi	Villemure
Rick Kehoe (2)	3/10	vs. Buf	Smith
<b>1976-77 (2)</b>			
Rick Kehoe (3)	10/6	vs. Van	Maniago (2), Ridley
Pierre Larouche (4)	12/19	@ Tor	Palmateer, Thomas (2)
<b>1977-78 (3)</b>			
Blair Chapman	11/16	@ Min	LoPresti
Pete Mahovich	11/30	vs. Det	Low
Wayne Bianchin	12/31	vs. Cle	Edwards
<b>1978-79 (3)</b>			
Orest Kindrachuk	3/4	@ Col	Plasse
Ron Stackhouse	3/18	@ NYR	Thomas
Greg Malone	3/28	vs. NYR	Soetaert
<b>1979-80 (1)</b>			
Gary McAdam	11/28	vs. Que	Dion

PLAYER	DATE	OPP.	GOALIE(S)
<b>1980-81 (5)</b>			
Rick Kehoe (4)	11/26	vs. Van	Brodeur
Rick Kehoe (5)	12/3	@ Tor	Crha
Paul Gardner*	12/13	vs. Phi	Myre
Rick Kehoe (6)	1/14	vs. StL	Staniowski
Greg Sheppard	3/16	@ Edm	Mio
<b>1981-82 (4)</b>			
Paul Gardner (2)	11/7	vs. Phi	Lindbergh
Doug Shedden	1/2	vs. Hfd	Garrett
Rick Kehoe (7)	1/20	vs. Bos	Baron
Andre St. Laurent	3/6	@ Que	Bouchard
<b>1982-83 (3)</b>			
Pat Boutette	10/12	vs. Van	Brodeur
Pat Boutette (2)	10/27	vs. Wsh	Parro
Rick Kehoe (8)	12/23	@ Det	Stefan
<b>1983-84 (3)</b>			
Andy Brickley	12/26	vs. NYR	Weeks
Mike Bullard	1/18	vs. Wpg	Veisor
Mark Taylor	3/29	@ NYR	Vanbiesbrouck
<b>1984-85 (2)</b>			
Mike Bullard (2)*	12/5	vs. StL	Liut
Mike Bullard (3)	12/16	vs. NYI	Hrudey
<b>1985-86 (5)</b>			
Mike Bullard (4)	12/31	@ StL	Wamsley
Mario Lemieux *	12/31	@ StL	Wamsley
Mike Bullard (5)	1/22	@ Edm	Moog
Doug Shedden (2)	2/15	vs. Van	Brodeur
Mike Bullard (6)	2/21	@ Det	Stefan, LaForest (2)
<b>1986-87 (12)</b>			
R. Cunneynworth	10/9	vs. Wsh	Jensen
Mario Lemieux (2)	10/17	@ Buf	Barrasso
Terry Ruskowski	10/18	vs. NJ	Friesen
Kevin LaVallee	10/29	vs. NJ	Chevrier
John Chabot	12/6	vs. Min	Beaupre
Mario Lemieux (3)*	12/12	vs. Tor	Wregget (3), Bester
Craig Simpson	12/22	@ Mtl	Roy
Mario Lemieux (4)	1/23	@ Van	Caprice
Mario Lemieux (5)	2/5	@ Bos	Ranford
R. Cunneynworth (2)*	3/3	@ Que	Gosselin (3), Malarchuk
Mario Lemieux (6)	3/8	@ Wpg	Reddick
Mario Lemieux (7)	3/12	vs. Que	Gosselin, ENG (2)
<b>1987-88 (9)</b>			
Dan Quinn	10/15	vs. NYR	Froese
Mario Lemieux (8)	10/15	vs. NYR	Froese
Mario Lemieux (9)	10/24	vs. Buf	Cloutier
Mario Lemieux (10)	1/5	vs. LA	Healy
Mario Lemieux (11)	1/10	@ Det	Hanlon
Paul Coffey	1/20	@ Chi	Mason(2), Pang
Dan Quinn (2)	2/28	@ Chi	Pang
Dan Quinn (3)	3/7	@ Cgy	Vernon
Mario Lemieux (12)	4/2	@ Wsh	Malarchuk

# PENGUINS HAT TRICKS



PLAYER	DATE	OPP.	GOALIE(S)
<b>1988-89 (13)</b>			
Mario Lemieux (13)	10/12	vs. Wsh	Malarchuk (2), Peeters
Rob Brown	10/15	vs. NYR	Riendeau
Mario Lemieux (14)	10/16	vs. Phi	Hextall
Rob Brown (2)	11/25	@ Wsh	Malarchuk
Mario Lemieux (15)	12/21	@ Tor	Wregget
Mario Lemieux (16)#	12/31	vs. NJ	Sauve (3), Terreri, ENG
Mario Lemieux (17)	1/10	vs. NYI	Hrudey
Rob Brown (3)	1/28	vs. Det	Stefan (2), Hanlon
Rob Brown (4)	2/5	@ Bos	Moog
Mario Lemieux (18)	2/14	vs. Buf	Cloutier
Mario Lemieux (19)	3/12	@ Chi	Chevrier
Mario Lemieux (20)	3/25	vs. NJ	Sauve (2), Burke
Mario Lemieux (21)*	3/30	vs. Hfd	Whitmore
<b>1989-90 (10)</b>			
Mario Lemieux (22)	10/17	vs. Tor	Bester, ENG (2)
Kevin Stevens	10/31	vs. LA	Hrudey
Mario Lemieux (23)	12/2	@ Que	Tugnutt
Rob Brown (5)	12/12	vs. Bos	Moog (2), Lemelin
Mario Lemieux (24)*	1/8	@ NYR	Froese (2), Vanbiesbrouck (2)
Tony Tanti	1/30	vs. Phi	Wregget
Mario Lemieux (25)	2/2	vs. Edm	Exelby (2), ENG
Rob Brown (6)	2/10	vs. LA	Hrudey, Gosselin, ENG
John Cullen	2/20	vs. Phi	Wregget (2), ENG
Rob Brown (7)	3/4	vs. Min	Myllys (2), ENG
<b>1990-91 (5)</b>			
Kevin Stevens (2)	10/25	vs. Que	Tanner, Tugnutt (2)
Phil Bourque	12/3	@ NYR	Vanbiesbrouck, Richter (2)
John Cullen (2)	1/17	@ Tor	Ing
Jaromir Jagr	2/2	vs. Bos	Foster
Mario Lemieux (26)	3/26	@ Phi	Peeters
<b>1991-92 (11)</b>			
Mario Lemieux (27)	10/15	@ NYI	Healy
Bob Errey	10/17	vs. NYI	Healy (2), ENG
Kevin Stevens (3)	11/13	vs. Edm	Ranford
Mark Recchi	11/18	@ Que	Tugnutt
Kevin Stevens (4)	11/18	@ Que	Tugnutt
Kevin Stevens (5)	11/29	@ Phi	Roussel(2), Wregget
Kevin Stevens (6)	12/5	@ SJ	Irbe, Hayward (2)
Joe Mullen*	12/23	@ NYI	Healy
Joe Mullen (2)*	12/26	vs. Tor	Fuhr
Joe Mullen (3)	2/18	vs. Tor	Wamsley
Rick Tocchet	3/6	@ SJ	Myllys

PLAYER	DATE	OPP.	GOALIE(S)
<b>1992-93 (10)</b>			
Kevin Stevens (7)*	10/17	@ Hfd	Burke (3), Pietrangelo
Mario Lemieux (28)	10/22	vs. Det	Chevalde
Kevin Stevens (8)	12/12	vs. NJ	Terreri
Kevin Stevens (9)	1/26	vs. Wsh	Beaupre
Mario Lemieux (29)*	3/18	vs. Wsh	Beaupre (3), Hrivnak
Mario Lemieux (30)*	3/20	vs. Phi	Soderstrom (3), Roussel
Rick Tocchet (2)	4/1	vs. Hfd	Gosselin, Pietrangelo (2)
Rick Tocchet (3)	4/7	vs. Mtl	Roy
Joe Mullen (4)	4/9	@ NYR	Hirsch, Richter (2)
Mario Lemieux (31)#	4/9	@ NYR	Hirsch (3), Richter (2)
<b>1993-94 (2)</b>			
Kevin Stevens (10)	1/11	vs. Bos	Blue
Martin Straka	3/8	vs. Bos	Riendeau
<b>1994-95 (2)</b>			
Jaromir Jagr (2)	2/14	vs. Bos	Riendeau
Luc Robitaille*	2/16	vs. Hfd	Reese
<b>1995-96 (9)</b>			
Mario Lemieux (32)	10/26	@ NYI	Soderstrom
Mario Lemieux (33)	10/28	@ NJ	Brodeur
Ron Francis	11/10	@ SJ	Irbe (2), Flaherty
Markus Naslund	11/28	vs. Ott	Bales
Mario Lemieux (34)*	11/30	@ Bos	Bailey (2), Billington (2)
Mario Lemieux (35)	12/30	vs. Fla	Vanbiesbrouck
Mario Lemieux (36)	1/27	vs. Phi	Snow (2), Hextall
Petr Nedved*	3/5	vs. Wpg	Khabibulin (2), Roussel (2)
Mario Lemieux (37)#	3/26	vs. STL	Fuhr, Casey (4)
<b>1996-97 (4)</b>			
Jaromir Jagr (3)	11/2	vs. Ott	Tugnutt
Jaromir Jagr (4)	11/30	vs. Bos	Ranford
Mario Lemieux (38)	12/19	@ STL	Casey
Mario Lemieux (39)*	1/26	@ Mtl	Thibault
<b>1997-98 (3)</b>			
Ron Francis (2)	12/29	vs. NYI	Fichaud, Sajo (2)
Stu Barnes	1/10	vs. NJ	Brodeur
Martin Straka (2)	4/18	vs. Bos	Dafoe (2),
<b>1998-99 (2)</b>			
Stu Barnes (2)	11/25	@ Wsh	Kolzig
Martin Straka (3)	11/28	@ Mtl	Theodore (2), ENG
<b>1999-00 (3)</b>			
Aleksey Morozov	10/7	@ NJ	Brodeur
Jaromir Jagr (5)	11/26	vs. Ott	Lalime
Jaromir Jagr (6)	12/30	vs. NYI	Luongo



# PENGUINS HAT TRICKS

PLAYER	DATE	OPP.	GOALIE(S)
<b>2000-01 (9)</b>			
Jaromir Jagr (7)*	10/14	vs. NYR	McLean
Alexei Kovalev	11/8	vs. Phi	Boucher
Jaromir Jagr (8)	12/16	@ Mtl	Hackett
Martin Straka (4)	1/8	@ Wsh	Kolzig (2), ENG
Mario Lemieux (40)	1/24	vs. Mtl	Theodore
Alexei Kovalev (2)	2/7	vs. Phi	Cechmanek (2), Boucher
Alexei Kovalev (3)	2/10	vs. NJ	Brodeur
Alexei Kovalev (4)	2/23	vs. NYR	Yeremeyev
Jaromir Jagr (9)	3/10	vs. Cgy	Vernon (2),

PLAYER	DATE	OPP.	GOALIE(S)
<b>2001-02 (5)</b>			
Toby Petersen	10/16	vs. Ott	Lalime
Alexei Kovalev (5)	11/13	@ NJ	Brodeur (2), ENG
Alexei Kovalev (6)	11/14	vs. NYI	Snow
Alexei Kovalev (7)	1/5	vs. NYR	Richter
Aleksey Morozov (2)	1/17	@ Cgy	Turek
<b>2002-03 (1)</b>			
Alexei Kovalev (8)	1/25	vs. CHI	Thibault (2), Leighton

TOTAL PITTSBURGH HAT TRICKS - 168

TOTAL AT HOME - 106

TOTAL ON THE ROAD - 62

MOST ALL TIME - Mario Lemieux (40)

MOST ONE YEAR (Team) - 13, 1988-89

MOST ONE YEAR (Individual) - Mario Lemieux (9), 1988-89

\* = Four Goal Game, # - Five Goal Game

## OPPONENT HAT TRICKS

PLAYER	DATE	OPP.	GOALIE(S)
<b>1967-68 (4)</b>			
Stan Mikita*	12/6	@ Chi	Binkley (3), Bassen
Bob Pulford	1/13	@ Tor	Binkley
Dick Duff	2/17	@ Mtl	Binkley
Jean Beliveau	3/16	@ Mtl	Binkley (2), ENG
<b>1968-69 (3)</b>			
Bobby Rousseau	11/7	@ Mtl	Binkley
Bobby Hull	11/14	vs. Chi	Binkley
Phil Esposito	12/15	@ Bos	Daley
<b>1969-70 (5)</b>			
Gordie Howe	11/2	@ Det	Smith
Ab McDonald	11/19	vs. StL	Binkley
Dave Keon	1/17	@ Tor	Binkley
Dave Balon	2/1	@ NYR	Smith
Stan Mikita (2)	2/11	@ Chi	Smith
<b>1970-71 (5)</b>			
Walt McKechnie	10/5	@ Min	Smith
Phil Esposito (2)	12/6	@ Bos	Binkley
Brian Spencer	1/9	@ Tor	Smith
Phil Esposito (3)	3/6	vs. Bos	Smith
Eddie Shack	3/31	vs. Buf	Newton
<b>1971-72 (3)</b>			
Brad Park	12/12	@ NYR	Rutherford
Norm Ullman	12/28	vs. Tor	Binkley (2), ENG
Brad Park (2)	2/12	vs. NYR	Rutherford
<b>1972-73 (5)</b>			
Gene Carr	12/17	@ NYR	Herron
Rejean Houle	1/17	@ Mtl	Newton
Mike Walton	2/10	@ Bos	Newton
Dennis Hextall	3/7	@ Min	Brown
Bobby Lalonde	3/17	@ Van	Brown (2), Newton

PLAYER	DATE	OPP.	GOALIE(S)
<b>1973-74 (5)</b>			
Rick Martin	1/3	@ Buf	Rutherford
Ken Hodge	2/3	vs. Bos	Brown
Stan Mikita (3)	2/10	@ Chi	Inness
Claude Larouse*	2/28	@ Mtl	Inness
Bill Goldsworthy	3/23	@ Min	Inness
<b>1974-75 (6)</b>			
Bobby Orr	10/23	vs. Bos	Inness
Dave Keon (2)	11/20	@ Tor	Inness
Guy Lafleur	12/7	@ Mtl	Johnson
Guy Lafleur (2)*	1/26	@ Mtl	Plasse
Greg Polis	3/2	@ NYR	Plasse
Stan Gilbertson	4/6	@ Wsh	Johnson
<b>1975-76 (4)</b>			
Hartland Monahan	11/2	@ Wsh	Inness
Yvon Cournoyer	11/13	vs. Mtl	Inness
Denis Maruk*	11/15	vs. Cal	Inness
Ted Irvine	2/29	vs. StL	Inness (2), ENG
<b>1976-77 (4)</b>			
Rick Blight	10/6	vs. Van	Laxton
Wilf Paiment	2/6	@ Col	Herron
Claude Larouse (2)	2/7	@ StL	Herron
Don Saleski	3/13	@ Phi	Herron
<b>1977-78 (1)</b>			
Butch Goring	11/24	@ LA	Herron
<b>1978-79 (2)</b>			
Dale McCourt	2/18	@ Det	Millen (2), Herron
Darcy Rota	4/1	vs. Atl	Herron (2), Millen

# OPPONENT HAT TRICKS



PLAYER	DATE	OPP.	GOALIE(S)
<b>1979-80 (8)</b>			
Pierre Larouche*	10/25	@ Mtl	Holland
Darryl Sittler	1/16	vs. Tor	Millen
Jordy Douglas	1/17	@ Hfd	Millen
Blair MacDonald	1/19	vs. Edm	Millen
Mike Foligno	1/31	@ Det	Millen
Danny Gare	2/7	@ Buf	Millen
Darryl Sittler (2)	3/5	vs. Tor	Holland
Wayne Gretzky	3/21	@ Edm	Millen

PLAYER	DATE	OPP.	GOALIE(S)
<b>1980-81 (8)</b>			
Danis Maruk (2)	11/12	vs. Wsh	Holland
Rick Dudley	12/7	@ Buf	Millen, Holland (2)
Bobby Clarke	12/13	vs. Phi	Millen
Stan Smyl	12/19	@ Van	Holland (2), Millen
Reed Larson	1/3	vs. Det	Millen
Mike Bossy*	1/13	@ NYI	Millen (3), ENG
Lanny McDonald	2/6	@ Col	Ricci (2), ENG
Mark Messier	3/16	@ Edm	Millen

PLAYER	DATE	OPP.	GOALIE(S)
<b>1981-82 (6)</b>			
Mel Bridgeman	10/29	@ Phi	Dion
Keith Acton	11/21	@ Mtl	Dion (2), Harrison
Ron Duguay	12/27	@ NYR	Harrison
Blaine Stoughton	1/3	@ Hfd	Harrison
Wayne Gretzky (2)	3/17	@ Edm	Dion
Bernie Nichols	3/20	@ LA	Dion

PLAYER	DATE	OPP.	GOALIE(S)
<b>1982-83 (10)</b>			
Butch Goring (2)	10/4	@ NYI	Herron
Marian Stastny	10/21	@ Que	Herron
Peter Stastny	12/11	@ Que	Herron
Glenn Anderson	1/7	@ Edm	Herron
Dale Hawerchuk	2/4	@ Wpg	Dion
Lanny McDonald (2)	2/5	@ Cgy	Herron
Kent Nilsson	2/5	@ Cgy	Herron
Charlie Simmer	2/12	vs. LA	Ricci
Reed Larson (2)	2/15	vs. Det	Ricci
Ken Linseman	2/19	vs. Edm	Herron (2), Ricci

PLAYER	DATE	OPP.	GOALIE(S)
<b>1983-84 (11)</b>			
Bryan Trottier	11/11	@ NYI	Dion
Barry Pederson	12/6	vs. Bos	Dion (2), Herron
Bob MacMillan	1/7	vs. NJ	Romano
Paul MacLean	1/18	vs. Wpg	Dion
Pierre Larouche (2)	1/25	vs. NYR	Romano (2), Dion
Doug Risebrough	2/16	@ Cgy	Dion
Lanny McDonald (3)	2/16	@ Cgy	Dion
Wayne Gretzky (3)	2/22	vs. Edm	Romano
Michel Goulet	3/8	vs. Que	Ricci
Dave Poulin	3/22	@ Phi	Herron
Ilkka Sinisalo	3/22	@ Phi	Herron

PLAYER	DATE	OPP.	GOALIE(S)
<b>1984-85 (7)</b>			
Uli Hiemer	10/31	@ NJ	Herron
Jorgen Patterson	11/8	vs. STL	Dion
Denis Savard	11/29	vs. Chi	Herron
Michel Goulet (2)	12/29	@ Que	Herron
Dale Hawerchuk (2)	1/21	@ Wpg	Romano
Wayne Gretzky (4)	1/26	@ Edm	Herron
Peter Sundstrom	2/22	vs. NYR	Ford

PLAYER	DATE	OPP.	GOALIE(S)
<b>1985-86 (5)</b>			
Danny Gare (2)	10/30	@ Det	Romano
Tony Tanti	11/13	@ Van	Romano
Dave Poulin (2)	11/24	@ Phi	Herron
Troy Murray	1/1	@ Chi	Meloche
Al Secord	1/1	@ Chi	Meloche

PLAYER	DATE	OPP.	GOALIE(S)
<b>1986-87 (3)</b>			
Kirk Muller	10/29	vs. NJ	Romano
Sylvain Turgeon	3/28	@ Hfd	Riggin
Perry Anderson	3/31	@ NJ	Meloche

PLAYER	DATE	OPP.	GOALIE(S)
<b>1987-88 (3)</b>			
Dave Hannan	1/25	vs. Edm	Pietrangelo
John MacLean	1/28	@ NJ	Meloche
Rick Vaive	2/28	@ Chi	Pietrangelo

PLAYER	DATE	OPP.	GOALIE(S)
<b>1988-89 (11)</b>			
Mike Ridley*	10/11	vs. Wsh	Young
Dave Andreychuk	10/12	@ Buf	Young
Tony Granato*	10/30	@ NYR	Guenette, Pietrangelo (3)

PLAYER	DATE	OPP.	GOALIE(S)
Walt Poddubny	11/3	vs. Que	Guenette
Jari Kurri	11/8	vs. Edm	Guenette
Tony Tanti (2)	1/7	vs. Van	Barrasso
Tony Granato (2)	1/14	vs. NYR	Barrasso
Peter Stastny (2)*	2/11	@ Que	Young (2), Pietrangelo (2)

PLAYER	DATE	OPP.	GOALIE(S)
Jody Hull	2/26	@ Hfd	Barrasso, Young (2)
Ken Linseman (2)	3/14	vs. Bos	Barrasso
Mats Naslund	3/18	vs. Mtl	Barrasso, Young (2)

PLAYER	DATE	OPP.	GOALIE(S)
<b>1989-90 (6)</b>			
Brett Hull	10/18	vs. STL	Young
Wayne Gretzky (5)	10/31	vs. LA	Young
Pat LaFontaine	2/6	vs. NYI	Barrasso
Derek King	2/6	vs. NYI	Barrasso
Luc Robitaille	3/10	@ LA	Chevrier
Mike Modano	3/17	@ Min	Chevrier

PLAYER	DATE	OPP.	GOALIE(S)
<b>1990-91 (2)</b>			
Jeremy Roenick	10/11	@ Chi	Barrasso
Patrick Flatley	12/23	vs. NYI	Pietrangelo



# OPPONENT HAT TRICKS

PLAYER	DATE	OPP.	GOALIE(S)	PLAYER	DATE	OPP.	GOALIE(S)
<b>1991-92 (4)</b>				<b>1996-97 (5)</b>			
Derek King (2)	10/15	@ NYI	Barrasso	Alexei Kovalev	10/16	@ NYR	Barrasso, Wregget (2)
Vladimir Ruzicka	11/5	vs. Bos	Barrasso	Dino Ciccarelli	11/8	@ TB	Wregget
Vladimir Ruzicka (2)*	2/9	@ Bos	Barrasso	Dale Hawerchuk	11/21	@ Phi	Wregget
Darren Turcotte	4/16	@ NYR	Young, Wregget (2)	B. Shanahan (2)	2/8	vs. Det	Lalime
<b>1992-93 (7)</b>				<b>1997-98 (3)</b>			
Michel Goulet (3)	11/8	@ Chi	Barrasso	Dave Gagner	10/4	vs. Fla	Wregget
Jimmy Carson	11/13	@ Det	Barrasso	Joe Nieuwendyk	11/5	vs. Dal	Wregget (2), Skudra
Adam Graves	11/25	vs. NYR	Barrasso, Wregget (2)	Valeri Kamensky	1/3	vs. Col	Skudra
Ulf Dahlen	1/7	vs. Min	Barrasso	<b>1998-99 (2)</b>			
Steve Heinze	1/14	@ Bos	Wregget	Sami Salo	3/30	vs. Car	Skudra (2), ENG
Pierre Turgeon	2/20	@ NYI	Barrasso	Zigmund Palffy	4/17	vs. NYI	Barrasso, Skudra (2)
Geoff Sanderson	2/21	@ Hfd	Barrasso	<b>1999-00 (0)</b>			
<b>1993-94 (2)</b>				<b>2000-01 (3)</b>			
Mike Gartner	1/31	@ NYR	Wregget	John Madden*	10/28	vs. NJ	Aubin, Snow (3)
Randy Burridge	3/15	@ Wsh	Barrasso	Randy McKay*	10/28	vs. NJ	Aubin (2), Snow (2)
<b>1994-95 (1)</b>				<b>2001-02 (1)</b>			
Igor Chibirev	4/5	vs. Hfd	Young	Glen Murray	4/13	@ Bos	Aubin
<b>1995-96 (8)</b>				<b>2002-03 (4)</b>			
Pat Verbeek	11/21	@ NYR	Barrasso	Sergei Fedorov	10/25	@ Det	Aubin
Geoff Sanderson (2)	12/28	vs. Hfd	Wregget	Vincent Lecavalier	11/8	@ TB	Hedberg (2), ENG
Ray Sheppard	1/13	vs. SJ	Barrasso	Saku Koivu	11/18	@ Mtl	Hedberg
Claude Lemieux	1/16	vs. Col	Wregget	Dave Scatchard	1/7	@ NYI	Aubin
Brendan Shanahan	2/23	vs. Hfd	Wregget				
Gary Roberts	2/29	@ Cgy	Barrasso				
Rick Tocchet	3/14	@ Bos	Wregget				
John LeClair	3/31	@ Phi	Barrasso				

TOTAL OPPONENT HAT TRICKS - 167

AT PITTSBURGH - 106

ON THE ROAD - 66

MOST BY ONE PLAYER- Wayne Gretzky (5)

MOST BY ONE TEAM - NY Rangers (15)

\* = Four Goal Game, # - Five Goal Game



Wayne Gretzky



Lanny McDonald



Phil Esposito

# SPECIAL TEAMS



## POWER PLAY

## PENALTY KILL

YEAR	PPG/Chances	Pct.	NHL Rank	PPGA/Chances	Pct.	NHL Rank
1967-68	37/273	13.6	11th	31/193	83.9	6th
1968-69	50/303	16.5	7th	38/231	83.5	5th
1969-70	53/315	16.8	9th	66/282	76.7	12th
1970-71	56/318	17.6	9th	48/276	82.6	8th
1971-72	46/286	16.1	11th	55/346	77.6	10th
1972-73	52/301	17.3	9th	49/264	81.4	8th
1973-74	47/276	17.0	11th	47/245	80.8	8th
1974-75	64/323	19.8	9th	63/324	80.6	8th
1975-76	75/307	24.4	6th	68/292	76.7	11th
1976-77	46/263	17.5	14th	47/209	77.5	15th
1977-78	53/261	20.3	11th	61/251	75.9	13th
1978-79	56/261	21.5	12th	57/250	77.2	11th
1979-80	52/262	19.9	14th	64/247	74.1	18th
1980-81	92/400	23.0	11th	99/370	73.2	21st
1981-82	99/404	24.5	7th	92/399	76.9	11th
1982-83	81/360	22.5	9th	110/396	72.2	21st
1983-84	70/340	20.6	16th	86/357	75.9	15th
1984-85	62/363	17.1	21st	74/311	76.2	14th
1985-86	93/425	21.9	12th	78/341	77.1	15th
1986-87	74/374	19.5	14th	72/319	77.4	15th
1987-88	110/500	22.0	6th	120/507	76.3	20th
1988-89	119/491	24.2	3rd	111/482	77.0	16th
1989-90	86/403	21.3	10th	94/372	74.7	20th
1990-91	89/338	22.9	3rd	73/351	79.2	16th
1991-92	92/427	21.5	4th	77/379	79.7	15th
1992-93	105/440	23.9	2nd	72/429	83.2	4th
1993-94	76/404	18.8	13th	72/401	82.0	10th
1994-95	42/221	19.0	10th	46/229	79.9	23rd
1995-96	109/420	26.0	1st	78/467	83.3	8th
1996-97	74/338	21.9	2nd	64/338	81.1	23rd
1997-98	67/407	16.5	11th	46/338	86.4	8th
1998-99	65/363	17.9	7th	56/302	81.5	23rd
1999-00	54/346	15.6	20th	56/321	82.6	19th
2000-01	76/375	20.3	5th	78/405	80.7	T26th
2001-02	47/335	14.0	T24th	57/352	83.8	T18th
2002-03	66/360	18.3	7th	58/352	83.5	T13th
TOTALS	2535/12633	20.1		2463/11881	79.3	



# PENGUINS PENALTY SHOTS

<u>PLAYER</u>	<u>OPPONENT</u>	<u>DATE</u>	<u>GOALTENDER</u>	<u>RESULT</u>
George Konik	@ St. Louis	1/31/68	Hall	GOAL
Charlie Burns	vs. NY Rangers	2/5/69	Giacomin	No Goal
Keith McCreary	vs. NY Rangers	3/18/70	Giacomin	No Goal
Jean Pronovost	@ Detroit	1/14/71	Edwards	GOAL
Greg Polis	vs. St. Louis	2/24/71	Wakely	No Goal
Syl Apps	@ Toronto	2/9/72	Parent	GOAL
Lowell MacDonald	@ Buffalo	11/12/72	Crozier	No Goal
Ron Schock	vs. Detroit	1/10/73	Edwards	No Goal
Chuck Arnason	vs. California	2/16/74	Meloche	No Goal
Ron Schock	@ Washington	11/30/76	Wolfe	No Goal
Blair Chapman	@ Washington	12/4/77	Bedard	No Goal
Pete Mahovlich	@ Washington	1/21/78	Bedard	No Goal
Blair Chapman	vs. Colorado	3/22/78	McKenzie	No Goal
Ross Lonsberry	@ NY Islanders	12/5/78	Resch	No Goal
Ross Lonsberry	vs. Minnesota	2/9/80	Meloche	No Goal
Greg Sheppard	vs. St. Louis	1/14/81	Stanowski	No Goal
Dave Hannan	@ Washington	10/14/83	Rigglin	GOAL
Andy Brickley	vs. Chicago	11/29/84	Bannerman	No Goal
Mario Lemieux	@ Quebec	12/29/84	Gosselin	GOAL
Warren Young	@ Toronto	1/2/85	Bernhardt	GOAL
Mario Lemieux	@ NY Islanders	1/19/88	Hrudey	GOAL
Mario Lemieux	vs. New Jersey	12/31/88	Terreri	GOAL
Mario Lemieux	@ Los Angeles	3/7/89	Hrudey	GOAL
Jock Callander	vs. Montreal	3/18/89	Roy	GOAL
Mario Lemieux	@ Washington	11/24/89	Mason	GOAL
Bob Errey	vs. New Jersey	1/5/91	Terreri	GOAL
Bob Errey	vs. Minnesota	10/31/91	Wakaluk	GOAL
Mario Lemieux	vs. Edmonton	3/17/92	Ranford	No Goal
Jaromir Jagr	vs. Washington	1/26/93	Beaupre	No Goal
Martin Straka	@ Quebec	3/16/95	Thibault	No Goal
Mario Lemieux	vs. Buffalo	3/23/96	Hasek	No Goal
Jaromir Jagr	@ Florida	11/9/96	Fitzpatrick	No Goal
Mario Lemieux	@ Florida	4/11/97	Vanbiesbrouck	GOAL
Stu Barnes	@ Philadelphia	3/8/98	Hextall	No Goal
Martin Straka	vs. St. Louis	1/19/00	Turek	GOAL
Martin Straka	@ San Jose	11/1/00	Nabokov	No Goal
Martin Straka	@ Boston	1/9/01	Dafoe	No Goal
Martin Straka	@ Atlanta	1/30/01	Rhodes	GOAL
Wayne Primeau	@ Tampa Bay	11/10/01	Khabibulin	GOAL

*Pittsburgh has scored on 17 of 39 attempts (5 for 17 at home, 12 for 22 on the road)*



# OPPONENT PENALTY SHOTS



<u>PLAYER</u>	<u>OPPONENT</u>	<u>DATE</u>	<u>GOALTENDER</u>	<u>RESULT</u>
Bill Collins	vs. Minnesota	12/23/67	Binkley	No Goal
Ralph Stewart	@ NY Islanders	3/5/74	Brown	No Goal
Dave Keon	@ Toronto	3/20/74	Inness	GOAL
Bill Goldsworthy	@ NY Rangers	11/14/76	Wilson	No Goal
Alain Daigle	vs. Chicago	11/21/76	Wilson	No Goal
Al MacAdam	vs. Cleveland	12/16/76	Herron	GOAL
Orest Kindrachuk	vs. Philadelphia	10/15/77	Wilson	GOAL
Ilkka Sinisalo	vs. Philadelphia	10/11/81	Harrison	GOAL
Bob Bourne	@ NY Islanders	2/17/83	Herron	No Goal
Dino Ciccarelli	@ Minnesota	3/16/83	Herron	No Goal
Tony Currie	@ Hartford	3/17/84	Herron	No Goal
Michel Goulet	@ Quebec	12/29/84	Herron	No Goal
Dave Williams	@ Los Angeles	1/21/87	Romano	No Goal
Alan Kerr	@ NY Islanders	2/26/87	Riggin	No Goal
Doug Gilmour	vs. St. Louis	3/1/87	Riggin	No Goal
Michel Goulet	vs. Quebec	3/12/87	Riggin	No Goal
Mark Johnson	@ New Jersey	10/9/87	Riggin	No Goal
Dave Tippet	@ Hartford	1/9/88	Meloche	No Goal
Doug Smail	vs. Winnipeg	10/10/89	Barrasso	No Goal
Dale Hunter	vs. Washington	12/16/89	Young	No Goal
Tomas Sandstrom	vs. Los Angeles	2/10/90	Young	GOAL
Scott Pearson	vs. Quebec	3/16/90	Barrasso	GOAL
Darren Turcotte	@ NY Rangers	12/29/91	Young	No Goal
Joe Nieuwendyk	@ Calgary	1/23/93	Wregget	No Goal
Scott Niedermayer	@ New Jersey	2/7/96	Wregget	No Goal
Robert Reichel	@ Calgary	10/24/96	Barrasso	GOAL
Sami Kapanen	vs. Carolina	1/7/99	Barrasso	No Goal
Doug Gilmour	vs. Chicago	10/16/99	Skudra	No Goal
Teemu Selanne	@ Anaheim	10/27/99	Aubin	No Goal
Keith Tkachuk	@ Phoenix	1/12/00	Aubin	GOAL
Tim Connolly	@ NY Islanders	3/21/00	Aubin	GOAL
Martin Rucinsky	@ Montreal	2/28/01	Aubin	No Goal
Marian Hossa	vs. Ottawa	10/16/01	Hedberg	No Goal
Mike Modano	vs. Dallas	10/24/01	Hedberg	No Goal

*Opponents have scored on nine of 34 attempts (5 of 15 in Pittsburgh, 4 of 19 on the road)*



# PENGUINS SHUTOUTS

PLAYER DATE OPP. SCORE SAVES

1967-68 (7)

Les Binkley	11/4 @ Cal	1-0	31
Hank Bassen	11/15 vs. Phi	5-0	27
Les Binkley (2)	12/23 vs. Min	4-0	23
Les Binkley (3)	12/27 vs. Cal	0-0	24
Les Binkley (4)	1/28 @ Bos	1-0	33
Les Binkley (5)	2/1 @ StL	2-0	22
Les Binkley (6)	3/30 @ Phi*	2-0	23

\* = Game Played In Quebec City

1968-69 (2)

Joe Daley	2/19 vs. Bos	3-0	41
Joe Daley (2)	3/23 vs. Min	5-0	32

1969-70 (5)

Les Binkley (7)	11/12 @ Tor	3-0	31
Les Binkley (8)	12/10 @ LA	2-0	29
Al Smith	2/26 @ LA	1-0	30
Al Smith (2)	3/8 @ NYR	0-0	33
Les Binkley (9)	3/25 vs. Min	2-0	25

1970-71 (4)

Les Binkley (10)	10/17 vs. Phi	0-0	24
Al Smith (3)	12/8 vs. Tor	4-0	29
Les Binkley (11)	3/3 vs. Mtl	4-0	33
Al Smith (4)	3/13 vs. Min	0-0	20

1971-72 (1)

Jim Rutherford	2/17 @ Buf	2-0	23
----------------	------------	-----	----

1972-73 (5)

Denis Herron	10/17 @ NYI	5-0	24
Denis Herron (2)	10/24 @ Van	4-0	23
Jim Rutherford (2)	1/20 vs. Bos	3-0	26
Jim Rutherford (3)	2/20 @ NYI	4-0	34
Jim Rutherford (4)	2/24 vs. Chi	2-0	32

1973-74 (1)

Andy Brown	3/24 vs. Det	8-0	23
------------	--------------	-----	----

1974-75 (2)

Gary Inness	11/17 vs. Wsh	6-0	26
Gary Inness (2)	11/23 vs. LA	0-0	30

1975-76 (2)

Michel Plasse	3/6 vs. Min	5-0	18
Michel Plasse (2)	3/28 vs. Det	3-0	29

1976-77 (6)

Dunc Wilson	11/13 vs. Phi	1-0	25
Dunc Wilson (2)	11/21 vs. Chi	5-0	25
Dunc Wilson (3)	1/19 @ Van	3-0	21
Dunc Wilson (4)	1/27 @ NYR	3-0	30
Dunc Wilson (5)	2/3 @ Cle	0-0	22
Denis Herron (3)	3/6 vs. Col	3-0	32

PLAYER DATE OPP. SCORE SAVES

1977-78 (0)

1978-79 (2)

Greg Millen	12/3 vs. StL	3-0	33
Greg Millen (2)	1/16 vs. Min	5-0	25

1979-80 (3)

Greg Millen (3)	12/19 @ Chi	0-0	29
Rob Holland	3/2 vs. NYI	0-0	24
Greg Millen (4)	3/30 vs. Wsh	4-0	28

1980-81 (0)

1981-82 (1)

Gary Edwards	3/21 @ Col	6-0	28
--------------	------------	-----	----

1982-83 (1)

Denis Herron (4)	12/4 vs. Phi	0-0	34
------------------	--------------	-----	----

1983-84 (2)

Denis Herron (5)	10/14 @ Wsh	4-0	29
Roberto Romano	2/1 vs. Min	4-0	34

1984-85 (2)

Roberto Romano (2)	12/28 vs. Hfd	4-0	34
Denis Herron (6)	3/16 vs. NYR	5-0	26
Tom Barrasso (5)	12/23 @ Phi	4-0	20
Wregget/Barrasso	2/28 vs. Bos#	4-0	28

Barrasso replaced Wregget at 55:18,  
# = Game Played in Atlanta

Tom Barrasso (6)	2/10 @ NYR	3-0	30
------------------	------------	-----	----

1985-86 (2)

Roberto Romano (3)	12/2 @ NYR	6-0	40
Roberto Romano (4)	2/8 vs. NJ	4-0	27

1986-87 (1)

Meloche/Romano	1/23 @ Van	6-0	30
----------------	------------	-----	----

(Romano replaced Meloche at 10:11)

1987-88 (2)

Frank Pietrangelo	2/4 vs. Min	1-0	31
Steve Guenette	3/19 vs. Phi	7-0	38

1988-89 (0)

1989-90 (1)

Wendell Young	11/14 vs. NYR	6-0	25
---------------	---------------	-----	----

1990-91 (1)

Tom Barrasso	12/28 vs. Det	5-0	27
--------------	---------------	-----	----

1991-92 (1)

Tom Barrasso (2)	12/5 @ SJ	8-0	39
------------------	-----------	-----	----

# PENGUINS SHUTOUTS



PLAYER DATE OPP. SCORE SAVES

**1992-93 (5)**

Tom Barrasso (3)	11/3 vs. NYI	2-0	19
Tom Barrasso (4)	11/21 vs. NJ	2-0	29
Tom Barrasso (5)	12/23 @ Phi	4-0	20
Wregget/Barrasso	2/28 vs. Bos#	4-0	28

*Barrasso replaced Wregget at 55:18,  
# = Game Played in Atlanta*

Tom Barrasso (6)	2/10 @ NYR	3-0	30
------------------	------------	-----	----

**1993-94 (3)**

Ken Wregget	1/27 vs. Que	3-0	38
Tom Barrasso (7)	2/13 @ Phi	3-0	22
Tom Barrasso (8)	4/11 @ Ott	4-0	32

**1994-95 (0)**

**1995-96 (5)**

Ken Wregget (2)	11/1 vs. TB	10-0	27
Ken Wregget (3)	11/18 vs. Wsh	3-0	32
Ken Wregget (4)	12/9 vs. Hfd	6-0	35
Tom Barrasso (9)	1/17 @ Buf	1-0	31
Tom Barrasso (10)	2/16 @ Wpg	1-0	32

**1996-97 (5)**

Ken Wregget (5)	11/12 vs. Buf	3-0	25
Patrick Lalime	12/13 @ SJ	4-0	20
Ken Wregget (6)	12/19 @ STL	4-0	25
Patrick Lalime (2)	12/28 vs. Buf	2-0	21
Patrick Lalime (3)	1/15 @ Hfd	3-0	31

**1997-98 (7)**

Tom Barrasso (11)	10/14 @ NYR	1-0	36
Tom Barrasso (12)	11/15 @ Tor	5-0	20
Tom Barrasso (13)	11/20 @ Ott	2-0	27
Tom Barrasso (14)	12/1 @ Mtl	1-0	25
Tom Barrasso (15)	12/10 @ Ana	3-0	28
Tom Barrasso (16)	1/20 vs. Ott	0-0	35
Tom Barrasso (17)	3/22 @ Dal	0-0	28

PLAYER DATE OPP. SCORE SAVES

**1998-99 (9)**

Peter Skudra	10/26 @ Tor	2-0	27
J. S. Aubin	11/7 vs. Bos	0-0	18
Tom Barrasso (18)	11/14 vs. Fla	4-0	23
Tom Barrasso (19)	12/19 vs. Wsh	3-0	24
Peter Skudra (2)	1/28 vs. Tor	6-0	21
Tom Barrasso (20)	2/5 vs. Fla	3-0	29
Peter Skudra (3)	3/13 vs. Phi	4-0	24
J. S. Aubin (2)	3/17 @ TB	2-0	16
Tom Barrasso (21)	4/11 @ Det	3-0	20

**1999-00 (4)**

Tom Barrasso (22)	11/26 vs. Ott	5-0	20
J. S. Aubin (3)	12/9 vs. Wsh	3-0	24
Peter Skudra (4)	12/21 @ NYI	4-0	21
J. S. Aubin (4)	2/14 vs. Van	3-0	37

**2000-01 (3)**

Garth Snow	11/24 @ Phi	1-0	36
Garth Snow (2)	12/27 vs. Tor	5-0	40
Garth Snow (3)	1/21 @ Chi	4-0	24

**2001-02 (6)**

Johan Hedberg	10/18 @ Ott	3-0	29
Johan Hedberg (2)	11/17 vs. NYR	1-0	26
Johan Hedberg (3)	11/27 vs. NJ	6-0	39
Johan Hedberg (4)	12/4 @ Tor	1-0	27
Johan Hedberg (5)	1/10 @ Buf	2-0	36
Johan Hedberg (6)	1/19 @ Edm	1-0	25

**2002-03 (4)**

J. S. Aubin (5)	10/12 vs. NYR	6-0	30
Johan Hedberg (7)	12/21 vs. Cgy	2-0	23
Sebastien Caron	1/15 @ Car	2-0	26
Sebastien Caron(2)	1/21 @ Buf	0-0	34

TOTAL PITTSBURGH SHUTOUTS - 105

AT PITTSBURGH - 58

ON THE ROAD - 47

MOST ALL TIME - Tom Barrasso (22)

MOST ONE YEAR (Team) - 9, 1998-99


MOST ONE YEAR (Individual) - Tom Barrasso (7), 1998-99



Tom Barrasso



Les Binkley



Johan Hedberg





# OPPONENT SHUTOUTS

PLAYER DATE OPP. SCORE SAVES

**1967-68 (5)**

Doug Favell	10/17 @ Phi	1-0	17
Gary Smith	12/27 vs. Cal	0-0	34
Bruce Gamble	1/13 @ Tor	7-0	33
Ed Giacomini	3/17 @ NYR	3-0	20
Cesare Maniago	3/23 @ Min	3-0	31

**1968-69 (8)**

Bernie Parent	10/17 @ Phi	3-0	20
Doug Favell (2)	11/9 vs. Phi	3-0	37
Gerry Desjardins	1/18 @ LA	4-0	30
Bruce Gamble (2)	1/25 vs. Tor	2-0	30
Glen Hall	2/12 @ STL	2-0	19
Lorne Worsley	2/16 vs. Mtl	4-0	36
Roy Edwards	2/20 @ Det	3-0	26
Ed Johnston	3/2 @ Bos	4-0	19

**1969-70 (14)**

Gerry Cheevers	10/19 @ Bos	4-0	26
Gerry Desjardins (2)	10/22 @ LA	2-0	25
Ernie Wakely	11/13 @ STL	4-0	25
Jacques Plante	11/19 vs. StL	4-0	18
Bruce Gamble (3)	12/6 @ Tor	5-0	25
Bernie Parent (2)	12/21 @ Phi	4-0	28
Tony Esposito	12/27 vs. Chi	3-0	30
Ernie Wakely (2)	1/3 @ STL	6-0	26
Tony Esposito (2)	1/14 @ Chi	5-0	28
Bruce Gamble (4)	1/17 @ Tor	4-0	38
Terry Sawchuk	2/1 @ NYR	6-0	29
Gerry Cheevers (2)	2/14 vs. Bos	3-0	35
Ed Giacomini (2)	3/8 @ NYR	0-0	25
Ed Giacomini (3)	3/18 vs. NYR	2-0	30

**1970-71 (7)**

Bernie Parent (3)	10/17 vs. Phi	0-0	30
Ernie Wakely (3)	11/19 vs. StL	1-0	20
Cesare Maniago (2)	12/12 vs. Min	1-0	35
Tony Esposito (3)	2/7 @ Chi	1-0	28
Ed Giacomini (4)	2/20 vs. NYR	1-0	37
Ed Giacomini (5)	2/27 vs. NYR	4-0	26
Cesare Maniago (3)	3/13 vs. Min	0-0	31

**1971-72 (6)**

Cesare Maniago (4)	10/28 @ Min	2-0	35
Gary Smith (2)	1/8 vs. Chi	4-0	24
Ernie Wakely (3)	1/22 @ STL	1-0	25
Bruce Gamble (5)	1/30 @ Phi	4-0	33
Cesare Maniago (5)	2/20 @ Min	2-0	40
Bernie Parent (4)	2/23 @ Tor	2-0	34

PLAYER DATE OPP. SCORE SAVES

**1972-73 (3)**

Roger Crozier	11/12 @ Buf	1-0	18
Low/Plante	12/29 vs. Tor	4-0	42
Ed Giacomini (6)	1/7 @ NYR	3-0	24

**1973-74 (7)**

Bernie Parent (5)	10/27 vs. Phi	6-0	23
Dunc Wilson	11/3 @ Tor	6-0	33
Bernie Parent (6)	11/4 @ Phi	7-0	29
Ed Giacomini (7)	11/18 vs. NYR	7-0	33
Doug Grant	12/15 vs. Det	2-0	36
Rogie Vachon	1/16 vs. LA	2-0	34
Rogie Vachon (2)	1/26 vs. LA	2-0	25

**1974-75 (6)**

Rogie Vachon (3)	10/28 @ LA	2-0	23
Rogie Vachon (4)	11/23 vs. LA	0-0	32
Bernie Parent (7)	12/22 @ Phi	4-0	24
Bernie Parent (8)	3/13 @ Phi	6-0	22
Rogie Vachon (5)	3/22 @ LA	4-0	31
Ken Dryden	4/2 @ Mtl	6-0	23

**1975-76 (2)**

Rogie Vachon (6)	10/30 @ LA	4-0	21
Gerry Desjardins (3)	1/11 @ Buf	6-0	28

**1976-77 (7)**

Bernie Parent (9)	10/28 @ Phi	3-0	21
Gerry Cheevers (3)	11/24 vs. Bos	4-0	34
Wayne Thomas	1/11 vs. Tor	2-0	30
Gerry Edwards	2/3 @ Cle	0-0	22
Rogie Vachon (7)	3/2 vs. LA	5-0	26
Wayne Stephenson	3/14 @ Phi	4-0	22
Gilles Gilbert	3/27 @ Bos	3-0	11

**1977-78 (2)**

Bernie Parent (10)	10/28 @ Phi	11-0	20
Dan Bouchard	1/18 @ Atl	1-0	25

**1978-79 (5)**

Dan Bouchard (2)	11/3 @ Atl	2-0	25
Michel Larocque	2/22 @ Mtl	12-0	25
Mario Lessard	3/7 vs. LA	4-0	26
Mike Palmateer	3/11 @ Tor	4-0	39

**1979-80 (6)**

Tony Esposito (4)	12/19 @ Chi	0-0	37
Pete Peeters	2/2 vs. Phi	4-0	30
Don Edwards	2/7 @ Buf	9-0	25
Michel Dion	2/24 @ Que	2-0	33
Glenn Resch	3/2 vs. NYI	0-0	22
Bill McKenzie	3/28 @ Col	5-0	30

# OPPONENT SHUTOUTS



PLAYER	DATE	OPP.	SCORE	SAVES
<b>1980-81 (1)</b>				
Pete Peeters (2)	1/21	vs. Phi	5-0	33
<b>1981-82 (1)</b>				
Pat Riggin	1/16	@ Cgy	4-0	29
<b>1982-83 (3)</b>				
Billy Smith	10/14	@ NYI	9-0	30
Pelle Lindberg	12/4	vs. Phi	0-0	24
Markus Mattson	1/12	vs. Min	7-0	40
<b>1983-84 (4)</b>				
Al Jensen	10/25	vs. Wsh	1-0	26
Mike Liut	12/13	@ STL	2-0	16
Tony Esposito (5)	1/15	@ Chi	2-0	35
Pat Riggin (2)	3/24	@ Wsh	6-0	18
<b>1984-85 (2)</b>				
Kelly Hrudey	2/2	vs. NYI	4-0	26
Bob Janecyk	3/5	@ LA	6-0	21
<b>1985-86 (1)</b>				
Kelly Hrudey (2)	1/9	@ NYI	9-0	27
<b>1986-87 (2)</b>				
Darren Elliot	12/17	@ LA	3-0	26
Glen Hanlon	1/18	vs. Det	1-0	36
<b>1987-88 (3)</b>				
Allan Bester	10/29	vs. Tor	8-0	26
Kirk McLean	2/17	@ Van	5-0	27
Sean Burke	3/29	@ NJ	4-0	25
<b>1988-89 (1)</b>				
Pete Peeters (3)	1/2	@ Wsh	8-0	14
<b>1989-90 (0)</b>				
<b>1990-91 (0)</b>				
<b>1991-92 (3)</b>				
Don Beaupre	10/29	vs. Wsh	8-0	26
Craig Billington	1/2	@ NJ	4-0	16
Bob Essensa	1/28	vs. Wpg	4-0	38
<b>1992-93 (2)</b>				
Tim Chevalde	11/13	@ Det	8-0	26
John Blue	1/14	@ Bos	7-0	21
<b>1993-94 (0)</b>				
<b>1994-95 (1)</b>				
John Vanbiesbrouck	3/26	@ Fla	2-0	24
<b>1995-96 (2)</b>				
Jocelyn Thibault	12/23	@ Mtl	1-0	29
Chris Osgood	2/3	@ Det	3-0	23

PLAYER	DATE	OPP.	SCORE	SAVES
<b>1996-97 (1)</b>				
Mike Richter	3/24	@ NYR	3-0	34
<b>1997-98 (6)</b>				
Andy Moog	10/8	vs. Mtl	3-0	26
Martin Brodeur	12/4	vs. NJ	4-0	28
Andy Moog (2)	12/27	vs. Mtl	1-0	19
Damien Rhodes	1/20	vs. Ott	0-0	23
Dominik Hasek	3/15	@ Buf	3-0	22
Ed Belfour	3/22	@ Dal	0-0	20
<b>1998-99 (3)</b>				
Darren Poppa	10/21	@ TB	5-0	28
Byron Dafoe	1/7	vs. Bos	0-0	26
Jamie Storr	12/22	vs. LA	3-0	25
<b>1999-00 (2)</b>				
Jeff Hackett	3/8	vs. Mtl	3-0	24
Patrick Lalime	3/9	@ Ott	7-0	16
<b>2000-01 (1)</b>				
Martin Brodeur (2)	10/28	vs. NJ	9-0	21
<b>2001-02 (10)</b>				
Curtis Joseph	10/27	@ Tor	4-0	23
Brian Boucher	10/31	@ Phi	3-0	27
Roberto Luongo	11/7	@ Fla	2-0	17
Tomas Vokoun	11/23	@ Nas	5-0	27
Evgeni Nabokov	11/29	@ SJ	5-0	38
Tom Barrasso	12/16	vs. Car	7-0	11
Martin Brodeur (3)	12/26	@ NJ	4-0	20
Jocelyn Thibault (2)	1/6	@ Chi	2-0	22
Jose Theodore	2/7	@ Mtl	1-0	30
Jose Theodore (2)	4/1	vs. Mtl	3-0	28
<b>2002-03 (10)</b>				
Ed Belfour (2)	10/10	vs. Tor	6-0	33
J. S. Giguere	12/15	@ Ana	5-0	19
Roberto Luongo (2)	1/18	@ Fla	3-0	35
Martin Biron	1/21	@ Buf	0-0	23
Roberto Luongo (3)	2/6	vs. Fla	6-0	28
Patrick Lalime (2)	2/12	vs. Ott	3-0	20
Mike Dunham	2/14	@ NYR	1-0	26
Tomas Vokoun (2)	2/27	@ Nas	6-0	22
Kevin Weekes	3/6	vs. Car	4-0	21
Roman Cechmanek	3/29	@ Phi	3-0	20

TOTAL OPPONENT SHUTOUTS - 136

AT PITTSBURGH - 50

ON THE ROAD - 86

MOST ALL TIME (Ind.) - Bernie Parent (10)

MOST ONE YEAR (Ind.) - Rogie Vachon (3) 1974-75

MOST ALL TIME (Team) - Philadelphia (18)

MOST ONE YEAR (Team) - NYR, STL & LA (3) 1969-70, 1969-70 & 1974-75





# FASTEST GOALS

## TEAMS

### FASTEST TWO GOALS

<b>BOTH TEAMS</b>	0:04	Wayne Bianchin (Pittsburgh) & Guy Chouinard (Atlanta), March 15, 1977 at Atlanta in a 7-3 Flames win. (NHL Record)
<b>PENGUINS</b>	0:06	Paul Coffey & Troy Loney, Feb. 22, 1990 vs. NY Islanders in a 4-3 Pittsburgh win.
	0:06	Mark Recchi and John Cullen, Feb. 16, 1990 at Winnipeg in a 3-3 tie.
<b>OPPONENTS</b>	0:06	Guy Lafleur and Steve Shutt (Montreal), April 2, 1975 at Montreal in a 6-0 Canadiens win.
	0:06	Sylvain Turgeon (2) (Hartford), March 28, 1987 at Hartford in a 5-4 Whalers win.
	0:06	Rick Tocchet & Jeremy Roenick (Phoenix), Jan. 13, 1999 at Phoenix in a 5-3 Coyotes win.

### FASTEST THREE GOALS

<b>BOTH TEAMS</b>	0:30	Mario Lemieux (2) & Al Iafrate (Toronto), Oct. 17, 1989 vs. Toronto in a 7-5 Pittsburgh win.
<b>PENGUINS</b>	0:27	Al McDonough, Ken Schinkel & Ron Schock, Nov. 22, 1972 vs. St. Louis in a 10-4 Pittsburgh win.
<b>OPPONENTS</b>	0:21	Michael Pivonka & Steve Leach (2), Nov. 25, 1990 at Washington in a 7-3 Capitals win.

### FASTEST FOUR GOALS

<b>BOTH TEAMS</b>	1:17	Pierre Larouche (Pittsburgh), Guy Lafleur (2) & Pete Mahovlich (Montreal), Jan. 26, 1975 at Montreal in a 7-2 Canadiens win.
<b>PENGUINS</b>	1:39	Alexei Kovalev (2) Jaromir Jagr & Stu Barnes, Dec. 12, 1998 at St. Louis in a 4-3 Pittsburgh win.
<b>OPPONENTS</b>	1:22	Bobby Clarke, Ilkka Sinisalo, Reggie Leach & Ken Linseman (Philadelphia), Oct. 11, 1981 at Philadelphia in an 8-2 Flyers win.

### FASTEST FIVE GOALS

<b>BOTH TEAMS</b>	3:34	Paul Reinhart, Jyrki Lumme, Greg Adams (Vancouver), Bob Erey & Tony Tanti (Pittsburgh), Mar. 11, 1990 at Vancouver in a 5-3 Canucks win.
<b>PENGUINS</b>	2:07	Bryan Hextall, Jean Pronovost, Al McDonough, Ken Schinkel & Ron Schock, Nov. 22, 1972 vs. St. Louis in a 10-4 Penguins win.
<b>OPPONENTS</b>	2:37	Duane Sutter (2), Bryan Trottier (2) & John Tonelli (NY Islanders), Jan. 26, 1982 at New York in a 9-2 Islanders win.

### FASTEST GOAL, START OF GAME

<b>PENGUINS</b>	0:06	Jean Pronovost, Mar. 25, 1976 at St. Louis in a 5-2 Blues win.
<b>OPPONENTS</b>	0:09	Ross Lonsberry (Philadelphia), Oct. 20, 1977 at Philadelphia in an 11-0 Flyers win.

### FASTEST GOAL, START OF SECOND PERIOD

<b>PENGUINS</b>	0:07	Lowell MacDonald, Feb. 10, 1973 at Boston in a 6-3 Bruins win.
<b>OPPONENTS</b>	0:07	Joey Johnston (California), Oct. 20, 1973 at Pittsburgh in a 5-3 Penguins win.
	0:07	Stan Gilbertson (Washington), Nov. 12, 1975 at Washington in a 6-6 tie.

### FASTEST GOAL, START OF THIRD PERIOD

<b>PENGUINS</b>	0:12	Greg Polis, April 1, 1972 at Philadelphia in a 4-4 tie.
<b>OPPONENTS</b>	0:13	Jannie Ojanen (New Jersey), Oct. 24, 1992 at New Jersey in a 4-3 Penguins win.

# FASTEST GOALS



## FASTEST GOAL, OVERTIME

PENGUINS	0:13	Kevin Stevens, Mar. 21, 1991 vs. NY Rangers in a 5-4 win.
OPPONENTS	0:08	Tony Amonte (NY Rangers), Feb. 21, 1994 at New York in a 4-3 Rangers win.

## EARLIEST WINNING GOAL

PENGUINS	0:32	Martin Straka, Mar. 13, 1999 vs. Philadelphia in a 4-0 win.
OPPONENTS	0:09	Ross Lonsberry (Philadelphia), Oct. 9, 1983 at Philadelphia in an 11-0 Flyers win.

## FASTEST TWO GOALS FROM START OF GAME

PENGUINS	0:29	George Ferguson & Greg Malone, Dec. 6, 1980 vs. Chicago in a 6-4 Penguins win.
OPPONENTS	0:40	Tim Kerr & Bill Barber (Philadelphia), Oct. 9, 1983 at Philadelphia in a 7-1 Flyers win.

## INDIVIDUALS

### FASTEST TWO GOALS

PENGUINS	0:07	Martin Straka, Feb. 11, 2000 vs. Edmonton (Tommy Salo) in a 2-2 tie.
	0:07	Wally Boyer, Mar. 5, 1970 at Detroit (Roy Edwards) in a 5-3 Red Wings win.
OPPONENTS	0:06	Sylvain Turgeon (Hartford), Mar. 28, 1987 at Hartford (Pat Riggin) in a 5-4 Whalers win.

### FASTEST TWO ASSISTS

PENGUINS	0:07	Ron Schock, Mar. 5, 1970 at Detroit on two goals by Wally Boyer in a 5-3 Red Wings win.
OPPONENTS	0:06	Pete Mahovlich (Montreal), April 2, 1975 at Montreal on goals by Guy Lafleur and Steve Shutt in a 6-0 Canadiens win.

### FASTEST THREE GOALS

PENGUINS	4:17	Lowell MacDonald, Nov. 13, 1973 vs. Minnesota (Cesare Maniago) in a 5-2 Penguins win.
OPPONENTS	1:18	Derek King (NY Islanders), Oct. 15, 1991 at New York (Tom Barrasso) in a 7-6 Penguins overtime victory.

### FASTEST FOUR GOALS

PENGUINS	14:54	Mario Lemieux, Jan. 26, 1997 at Montreal (Jocelyn Thibault) in a 5-2 Penguins win.
OPPONENTS	34:40	Stan Gilbertson (Washington), April 6, 1975 at Washington (Bob Johnson) in an 8-4 Capitals win.



# ALL-TIME DRAFT PICKS

## RD/OV NAME POS TEAM

### 1967

1/2	Steve Rexe	C	Bellville
2/11	Bob Smith	C	S.S. Marie

### 1968

1/4	Gary Swain	LW	Niagra Falls
2/14	Ron Snell	RW	Regina
3/21	Dave Simpson	D	Westport

### 1969

1/3	Traded to Boston for Jean Pronovost		
2/15	Rick Kessell	C	Oshawa
3/26	Michel Briere	C	Shawinigan
4/38	Yvon Labre	D	Toronto
5/50	Rusty Patenaude	RW	Calgary
6/62	Paul Hoganson	G	Toronto

### 1970

1/7	Greg Polis	LW	Estevan
2/21	John Stewart	LW	Flin Flon
3/35	Larry Bignell	D	Edmonton
4/40	Connie Forey	LW	Ottawa
5/63	Steve Cardwell	LW	Oshawa
6/77	Bob Fitchner	C	Brandon
7/90	Jim Pearson	D	St. Catherines
8/112	Cam Newton	G	Kitchener
9/120	Ron Lemieux	RW	Dauphin

### 1971

1/4	Traded to St. Louis for Ron Schock		
2/18	Brian McKenzie	C	St. Catherines
3/32	Joe Norris	D	Toronto
4/46	Gerry Methe	D	Oshawa
5/60	Dave Murphy	G	North Dakota
6/74	Ian Williams	RW	Notre Dame
7/88	Doug Elliot	D	Harvard

### 1972

1/4	Traded to Minnesota for Bob Woytowich		
2/18	Jack Lynch	D	Oshawa
2/30	Bernie Lukowich	LW	New
	<i>Choice acquired from NY Rangers</i>		
3/40	Denis Herron	G	Trois Rivieres
4/56	Ron Lalonde	C	Peterborough
5/72	Brian Walker	C	Calgary
6/88	Jeff Ablett	LW	Medicine Hat
7/104	D'Arcy Keating	D	Notre Dame
8/120	Yves Bergeron	LW	Shawinigan
9/136	Jay Babcock	LW	London
9/149	Don Atchison	G	Saskatoon

## RD/OV NAME POS TEAM

### 1973

1/7	Blaine Stoughton	RW	Flin Flon
2/23	Wayne Bianchin	LW	Flin Flon
2/27	Colin Campbell	D	Peterborough
	<i>Choice acquired from Detroit for Roy Edwards</i>		
3/39	Traded to Detroit for Andy Brown		
4/55	Dennis Owchar	D	Toronto
5/71	Guido Tenesi	D	Oshawa
6.87	Don Selling	LW	Oshawa
7/103	Terry Ewasiuk	LW	Victoria
8/119	Fred Comrie	C	Edmonton
9/134	Gord Lane	D	New
10/150	Randy Almoe	D	Medicine Hat
11/164	Don McLeod	G	Saskatoon

### 1974

1/8	Pierre Larouche	C	Sorel
2/26	Traded to St. Louis with Brian Wason and Greg Polis for Bob Kelly, Steve Durbano and Ab DeMarco		
2/27	Jacques Cossette	RW	Sorel
	<i>Choice acquired from Detroit for Roy Edwards</i>		
3/44	Choice traded to Detroit for Roy Edwards		
4/62	Mario Faubert	D	St. Louis Univ.
5/80	Bruce Abehart	G	London
6/98	William Schneider	LW	U. of Minnesota
7/116	Robbie Laird	LW	Regina
8/133	Larry Finck	D	St. Catherines
9/150	Jim Chicoyne	D	Brandon
10/166	Rick Ulrich	RW	Regina
11/181	Serge Gamelin	RW	Sorel
12/195	Richard Perron	D	Quebec
13/206	Richard Hindmarch	RW	Calgary Univ.
14/216	William Davis	D	Colgate Univ.
15/223	J.D. Mathers	D	Northeastern

### 1975

1/13	Gordon Laxton	G	New
2/31	Russ Anderson	D	U. of Minnesota
3/49	Paul Baxter	D	Winnipeg
4/67	Stu Younger	LW	Michigan Tech
5/85	Kim Clackson	D	Victoria
6/103	Pete Morris	LW	Victoria
7/121	Mike Will	C	Edmonton
8/139	Tapio Levo	D	Finland Nationals
9/155	Bryan Shutt	LW	Bowling Green
10/170	Frank Salive	G	Peterborough
11/185	John Glynne	D	Vermont Univ.
12/196	Lex Hudson	D	Denver Univ.
13/202	Dan Tsubouchi	RW	St. Louis Univ.
14/206	Bronislav Stankovsky	LW	Fargo-Moorehead
15/217	Kelly Second	RW	New



# ALL-TIME DRAFT PICKS



**RD/OV NAME POS TEAM**

**1976**

1/2	Blair Champman	RW	Saskatoon
<i>Choice acquired from Kansas City with Simon Nolet &amp; Ed Gilbertson for Steve Durban &amp; Chuck Amason</i>			
1/11	Traded to Kansas City with Steve Durban & Chuck Amason for Simon Nolet & Ed Gilbertson		
2/19	Greg Malone	C	Oshawa
3/47	Morris Lukowich	LW	Medicine Hat
4/65	Greg Redquist	G	Kingston
5/83	Brendan Lowe	D	Sherbrooke
6/101	Vic Sirko	D	Oshawa

**1977**

1/12	Traded to Toronto for Rick Kehoe		
2/25	Jim Hamilton	LW	London
3/48	Kim Davis	LW	Flin Flon
4/66	Mark Johnson	C	U. of Wisconsin
5/84	Traded to Los Angeles for Mike Corrigan		
6/102	Greg Millen	G	Peterborough

**1978**

1/12	Traded to Philadelphia for Orest Kindrachuk, Ross Lonsberry & Tom Bladon		
2/25	Mike Meeker	RW	Peterborough
3/42	Traded to Montreal for Don Awrey		
4/60	Traded to NY Rangers for Dunc Wilson		
4/61	Shane Pearsall	LW	Ottawa
<i>Choice acquired from Los Angeles with Dave Schultz &amp; Gene Carr for Syl Apps &amp; Hartland Monohan</i>			
5/75	Rob Garner	C	Toronto

**1979**

1/10	Traded to Washington for Hartland Monohan		
2/31	Paul Marshall	LW	Brantford
3/52	Bennett Wolf	D	Kitchener
4/73	Brian Cross	D	Brantford
5/94	Nick Ricci	G	Niagra Falls
6/115	Marc Chorney	D	North Dakota

**1980**

1/9	Mike Bullard	C	Brantford
2/30	Traded to Chicago for Dale Tallon		
3/51	Randy Boyd	D	Ottawa
4/72	Tony Feltrin	D	Victoria
5/93	Doug Shedden	RW	S.S. Marie
6/114	Pat Graham	LW	Niagra Falls
7/135	Traded to Winnipeg for future considerations		
8/156	Robert Geale	C	Portland
9/177	Brian Lundberg	D	U. of Michigan
10/198	Steve McKenzie	D	St. Albert

**RD/OV NAME POS TEAM**

**1981**

1/7	Traded to Montreal for Rod Shutt		
2/28	Steve Gatzos	RW	S.S. Marie
3/49	Tom Thornbury	D	Niagra Falls
4/70	Norm Schmidt	D	Oshawa
5/91	Traded to Washington for Gary Risslin		
6/109	Paul Edwards	D	Oshawa
7/133	Geoff Wilson	RW	Winnipeg
8/154	Mitch Lamoureux	C	Oshawa
9/175	Dean DeFazio	LW	Brantford
10/196	Dave Hannan	C	Brantford

**1982**

1/10	Rich Sutter	RW	Lethbridge
2/31	Traded to Montreal with Denis Herron for Pat Hughes & Rob Holland		
2/38	Tim Hrynewich	LW	Sudbury
<i>Choice acquired from Minnesota for Mark Johnson</i>			
3/52	Troy Loney	LW	Lethbridge
4/73	Traded to Edmonton for Paul Harrison		
5/94	Grant Sasser	C	Portland
6/115	Traded to Toronto for Greg Hotham		
7/136	Grant Couture	D	Lethbridge
8/157	Peter Derksen	LW	Portland
9/178	Greg Gravel	C	Windsor
10/199	Stu Wenass	D	Winnipeg
11/220	Chris McCauley	RW	London
12/241	Stan Bautch	G	Hibbling HS (MN)

**1983**

1/1	Traded to Minnesota with George Ferguson for Ron Meighan & Anders Hakansson		
1/15	Bob Errey	LW	Peterborough
<i>Choice acquired from Minnesota with Ron Meighan &amp; Anders Hakansson</i>			
2/22	Todd	D	Oshawa
3/43	Traded to Montreal for Gilles Lupien		
3/58	Mike Rowe	D	Toronto
<i>Choice acquired from Montreal for Gilles Lupien</i>			
4/63	Frank Pietrangelo	G	U. of Minnesota
5/83	Traded to Toronto with Paul Marshall & Kim Davis		
6/103	Pat Edmond	C	Hull
7/123	Paul Ames	D	Billerica HS (MA)
8/143	Traded to Hartford with Russ Anderson for Rick MacLeish		
9/163	Marty Ketola	RW	Cloquet HS (MN)
10/183	Alec Haidly	RW	S.S. Marie
11/203	Garth Hildebrand	LW	Calgary
12/223	Dave Hoertz	D	Regina



# ALL-TIME DRAFT PICKS

## 1984

RD/OV	NAME	POS	TEAM
1/1	Mario Lemieux	C	Laval
1/9	Doug Bodger	D	Kamloops
<i>Choice acquired from Winnipeg for Randy Carlyle</i>			
1/16	Roger Belanger	RW	Kingston
<i>Choice acquired from Philadelphia for Rich Sutter</i>			
2/22	Traded to Philadelphia with Rich Sutter for Andy Brickley, Mark Taylor, Ron Flockhart and a first and third round choice in 1984 Entry Draft		
3/43			
3/58	Traded to Vancouver for Keith McCarthy		
4/64	Mark Teevens	RW	Peterborough
5/85	Arto Javanainen	RW	Finland Nat.
6/106	Traded to Edmonton with Kevin McClelland for Tom Roulston		
7/127	Tom Ryan	D	N. Newton HS
8/148	Traded to St. Louis for Gary Edwards		
9/169	John Del Col	LW	Toronto
10/189	Steve Hurt	RW	Hill-Murray HS
11/210	Jim Steen	C	Moorhead HS
12/250	Mark Zillotto	LW	Streetsville Jr. B

## 1985

1/2	Craig Simpson	C	Michigan St.
2/23	Lee Giffin	RW	Oshawa
3/44	Traded to Montreal for Denis Herron		
3/58	Bruce Racine	G	Northeastern
<i>Choice acquired from Hartford for Greg Malone</i>			
4/65	Traded to Boston for Randy Hillier		
5/86	Steve Gataas	C	Prince Albert
6/114	Stu Marston	D	Longuile
<i>Choice acquired from Los Angeles for Marc Chorney</i>			
7/128	Steve Titus	G	Cornwall
8/149	Paul Stanton	D	Catholic Memorial (MA)
9/170	Jim Paek	D	Oshawa
10/191	Steve Shaunessy	D	Reading HS (MA)
11/212	Doug Greschuck	D	St. Albert
12/233	Greg Choules	LW	Chicoutimi

## 1986

1/4	Zarley Zalapski	D	Canadian Nat.
2/25	Dave Capuano	C	Mount St. Charles HS (RI)
3/46	Brad Aitken	LW	S.S. Marie
4/67	Rob Brown	C	Kamloops
5/88	Sandy Smith	C	Brainerd HS (MN)
6/109	Jeff Daniels	LW	Oshawa
7/130	Doug Hobson	D	Prince Albert
8/151	Steve Rohlik	LW	Hill-Murray (MN)
9/172	Dave McLlwin	C	North Bay
10/193	Kelly Cain	C	London
11/214	Stan Drulla	RW	Bellville
12/235	Rob Wilson	D	Sudbury

## 1987

1/5	Chris Joseph	D	Seattle
2/26	Rick Tabaracci	G	Cornwall
3/47	Jamie Leach	RW	Hamilton
4/68	Risto Kurkinen	LW	Jyphnt
5/89	Jeff Weaver	D	Hamilton
6/110	Shawn McEachem	C	Matigon HS (MA)
7/131	Jim Bodden	C	Chatham Jr. B
8/152	Jiri Kucera	RW	Jihlava
9/173	Jack McDougall	RW	New Prep (MA)
10/194	Daryn McBride	C	Denver Univ.
11/215	Mark Carlson	LW	Philadelphia Jrs.
12/236	Ake Lilljebjorn	G	Brynas

## 1988

1/4	Darrin Shannon	LW	Windsor
2/25	Mark Major	LW	North Bay
3/46	Traded to Montreal for Perry Ganchar		
3/62	Daniel Gauthier	LW	Victoriaville
<i>Choice acquired from Montreal with Perry Ganchar</i>			
4/67	Mark Recchi	C	Kamloops
5/88	Greg Andrusak	D	U. of Minnesota
6/109	Traded to Los Angeles with Chris Kontos for Bryan Erickson		
7/130	Troy Mick	LW	Portland
8/151	Jeff Blaeser	LW	St. John's Rep (MA)
9/172	Rob Gaudreau	RW	Bishop Hendrickson HS
10/193	Don Pancoe	LW	Hamilton
11/214	Cory Laylin	LW	St. Cloud Appollo HS
12/235	Darren Stolk	D	Lethbridge

# ALL-TIME DRAFT PICKS



RD/OV	NAME	POS	TEAM
<b>1989</b>			
1/16	Jamie Heward	RW	Regina
2/37	Paul Laus	D	Niagra Falls
3/58	John Brill	RW	Grand Rapids
4/79	Todd Nelson	D	Prince Albert
5/100	Tom Nevers	C	Edina HS (MN)
6/121	Mike Markovich	D	U.of Colorado
6/126	Mike Needham	RW	Kamloops
<i>Choice acquired from Calgary for Steve Guenette</i>			
7/142	Pat Schafhauser	D	Hill-Murray (MN)
8/163	Dave Schute	C	Victoria
9/184	Andrew Wolf	D	Victoria
10/205	Greg Hagen	RW	Hill-Murray (MN)
11/235	Scott Farrell	D	Spokane

RD/OV	NAME	POS	TEAM
<b>1990</b>			
1/5	Jaromir Jagr	RW	Kladno
2/26	Traded to Calgary for Joe Mullen		
3/47	Traded to Philadelphia for Wendell Young		
3/61	Joe Dziedzic	LW	Edison HS (MN)
<i>Acquired from Buffalo in Tom Barrasso trade</i>			
4/68	Chris Tamer	D	U. of Michigan
5/89	Brian Farrell	C	Avon Old Farms
6/107	Ian Moran	D	Belmont Hill (MA)
<i>Acquired from Vancouver in Rod Buskas trade</i>			
6/110	Denis Casey	G	Colorado Col.
7/130	Mika Valilla	C	Tappara
<i>Acquired from Philadelphia in Wendell Young trade</i>			
7/131	Ken Plaquin	D	Michigan Tech
7/145	Pat Neaton	D	U. of Michigan
<i>Acquired from Buffalo in Wayne Van Dorp trade</i>			
8/152	Petteri Koskimaki	C	Boston Univ.
9/173	Ladislav Karabin	LW	Bratislava
10/194	Timothy Fingerhut	LW	Canterbury Prep (NJ)
11/215	Michael Thompson	RW	Michigan St.
12/236	Brian Bruininks	D	Colorado Col.

RD/OV	NAME	POS	TEAM
<b>1991</b>			
1/16	Markus Naslund	LW	MoDo
2/38	Rusty Fitzgerald	C	Duluth-East (MN)
3/60	Shane Peacock	D	Lethbridge
4/82	Joe Tamminen	C	Virginia HS (MN)
5/104	Robert Melanson	D	Hull
6/126	Brian Clifford	C	Nichols Acad.
7/148	Ed Patterson	RW	Kamloops
8/170	Peter McLaughlin	LW	Belmont Hill (MA)
9/192	Jeff Lembke	G	Omaha
10/214	Chris Tok	D	Greenway (MN)
11/236	Paul Dyck	D	Moose Jaw
12/258	Pasi Hurra	D	Ilves

RD/OV	NAME	POS	TEAM
<b>1992</b>			
1/16	Martin Straka	C	Skoda Plzen
2/43	Marc Hussey	D	Moose Jaw
3/67	Travis Thiessen	D	Moose Jaw
4/91	Todd Klassen	D	Tri-Cities
5/115	Phillipe DeRouville	G	College Francais
6/139	Arlem Kopot	D	Chelyabinsk
7/163	Jan Alinc	C	Litvinov
8/187	Fran Bussey	C	Duluth-East (MN))
9/211	Brian Bonin	C	White Bear Lake (MN)
10/235	Brian Callahan	LW	Belmont Hill (MA)
11/259	Traded to St. Louis for Gordie Roberts		

RD/OV	NAME	POS	TEAM
<b>1993</b>			
1/26	Stefan Bergkvist	D	Leksands
2/52	Domenic Pittis	C	Lethbridge
3/62	Dave Roche	LW	Peterborough
4/104	Jonas Junka	D	Kiruna
5/130	Chris Kelleher	D	St. Sebastien's HS
6/156	Patrick Lalime	G	Shawinigan
7/182	Sean Selmser	LW	Red Deer
8/208	Larry McMorrان	C	Seattle
9/234	Tim Harberts	C	Wayzata HS
10/260	Leonid Toropchenko	C	Springfield
11/286	Hans Jonsson	D	MoDo

RD/OV	NAME	POS	TEAM
<b>1994</b>			
1/24	Chris Wells	C	Seattle
2/50	Richard Park	C	Belleville
3/57	Sven Butenschon	D	Brandon
<i>Acquired from Hartford for Frank Pietrangelo</i>			
3/73	Greg Crozier	LW	Lawrence Acad.
<i>Acquired from Boston for Paul Stanton</i>			
3/76	Alexei Krivchenkov	D	CSKA
4/102	Tomas O'Connor	D	Springfield
5/128	Clint Johnson	LW	Duluth-East
6/154	Valentin Morozov	C	CSKA
7/161	Serge Aubin	C	Granby
<i>Acquired from Hartford for Frank Pietrangelo</i>			
7/180	Drew Palmer	D	Seattle
8/206	Boris Zelenko	LW	CSKA
9/232	Jason Godbout	D	Hill-Murray (MN)
10/258	Mikhail Kazakevich	C	Yaroslavl
11/284	Brian Leitza	G	Sioux City



# ALL-TIME DRAFT PICKS

RD/OV NAME POS TEAM

**1995**

1/24	Aleksey Morozov	RW	Krylja Sovetov
2/50	Traded to Los Angeles for Luc Robitaille		
3/76	J. S. Aubin	G	Sherbrooke
4/102	Oleg Belov	C	CSKA
5/128	Jan Hrdina	RW	Seattle
6/154	Alexei Kolkunov	C	Krylja Sovetov
7/180	Derrick Pyke	RW	Halifax
8/206	Sergei Voronov	D	Dynamo Moscow
9/232	Frank Ivankovic	G	Oshawa

**1996**

1/23	Craig Hillier	G	Oshawa
2/28	Pavel Skrbek	D	Kladno

*Acquired from New Jersey for 41st & 49th picks*

2/41 Traded to New Jersey for 28th pick

2/49 Traded to New Jersey for 28th pick

3/72 Boyd Kane LW Regina

*Acquired from Boston in Glen Murray/Bryan Smolinski trade*

3/77 Boris Protsenko RW Calgary

4/105 Michal Rozsival D Jihlava

5/132 Traded to San Jose for Kevin Miller

6/150 Peter Bergman C Kamloops

6/159 Traded to St. Louis for J.J. Daigneault

7/170 Traded to Edmonton for Tyler Wright

7/186 Eric Meloche RW Cornwall

8/212 Traded to Ottawa for Dave McLlwain

9/238 Timo Seikkula LW Junkkarit

**1997**

1/17	Robert Dome	RW	Las Vegas (IHL)
2/44	Brian Gaffaney	D	North Iowa
3/71	Josef Melichar	D	Budjovice
4/97	Alexandre Mathieu	C	Halifax
5/124	Harlan Pratt	D	Prince Albert
6/152	Petr Havelka	LW	Sparta Praha
7/179	Mark Moore	D	Harvard
8/208	Andrew Ference	D	Portland
9/234	Eric Lind	D	Avon Old Farms

**1998**

1/23	Milan Kraft	C	Plzen
2/54	Alexander Zevakhin	LW	CSKA
3/80	David Cameron	C	Prince Albert
4/110	Scott Myers	G	Prince George
5/134	Robert Scuderi	D	NY Apple Core
6/169	Jan Fadrny	C	Slavia Jr
7/196	Joel Scherban	C	London
8/224	Mika Lehto	G	Assat Jr
9/244	Toby Petersen	C	Colorado Col
9/254	Matt Hussey	C	Avon Old Farms

RD/OV NAME POS TEAM

**1999**

1/18	Konstantin Koltsov	RW	Cherepovec
2/51	Matt Murley	LW	RPI
2/57	Jeremy Van Hoof	D	Ottawa
3/86	Sebastien Caron	G	Rimouski
4/115	Ryan Malone	LW	Omaha
5/144	Tomas Skvaridlo	C	Zvolen Jr.
5/157	Vladimir Malenkykh	D	Togliatti
6/176	Doug Meyer	LW	U. of Minnesota
7/204	Tom Kostopoulos	RW	London
8/233	Darcy Robinson	D	Saskatoon
9/261	Andrew McPherson	LW	RPI

**2000**

1/18	Brooks Orpik	D	Boston College
2/52	Shane Endicott	C	Seattle
3/84	Peter Hamrik	G	Skalica
4/124	Michel Ouelett	RW	Rimouski
5/146	David Koci	D	Sparta Praha Jr
6/185	Patrick Foley	LW	New Hampshire
7/216	Jim Abbott	LW	New Hampshire
8/248	Steve Crampton	RW	Moose Jaw
9/273	Roman Simicek	C	HPK Finland
9/280	Nick Boucher	G	Dartmouth

**2001**

1/21	Colby Armstrong	RW	Red Deer
2/54	Noah Welch	D	St. Sebastian's
3/86	Drew Fata	D	Toronto
3/96	Alexandre Rouleau	D	Val d'Or
4/120	Tomas Surovy	LW	Poprad
4/131	Ben Eaves	C	Boston College
5/156	Andy Schneider	D	Lincoln
6/187	Traded to Columbus for Frantisek Kucera		
7/217	Tomas Duba	G	Sparta Praha Jr
8/250	Brandon Crawford-West	G	Texas

**2002**

1/5	Ryan Whitney	D	Boston U.
2/35	Ondrej Nemecek	D	Vsetin
3/69	Erik Christensen	C	Kamloops
4/101	Daniel Fernholm	D	Djurgarden
5/136	Andrew Sertich	LW	Greenway
5/137	Cam Paddock	C	Kelowna
6/171	Robert Goepfert	G	Cedar Rapids
7/202	Patrick Bartschi	C	Kloten
8/234	Maxime Talbot	C	Hull
8/239	Ryan Lannon	D	Harvard
9/265	Dwight Labrosse	G	Guelph

# MELLON ARENA RECORDS



## TEAM RECORDS

### Most Goals In One Game:

Pittsburgh	12 - Dec. 26, 1991 - in a 12-1 win vs. Toronto March 15, 1975 - in a 12-1 win vs. Washington.
Opponent	11 - Nov. 25, 1992 - by NY Rangers in an 11-3 win at Pittsburgh

### Most Shots in Game:

Pittsburgh	65 - March 15, 1975 - in a 12-1 win vs. Washington.
Opponent	55 - October 23, 1976 - by Montreal in a 9-1 win at Pittsburgh.

### Most Penalty Minutes in a Game:

Pittsburgh	144 - January 19, 1980 - in a 5-2 loss vs. Edmonton.
Opponent	123 - January 19, 1980 - by Edmonton in a 5-2 win at Pittsburgh.

### Most Goals in a Period:

Pittsburgh	8 - Dec. 17, 1991 - in a 10-2 win vs San Jose. (2nd period)
Opponent	6 - Six times - last time - Nov. 25, 1992 by NY Rangers in an 11-3 win at Pittsburgh. (3rd Period)

## INDIVIDUAL RECORDS

### Most Goals in a game:

Pittsburgh	5 - Mario Lemieux, March 26, 1996 in an 8-4 win vs. St. Louis. 5 - Mario Lemieux, Dec. 31, 1988 in an 8-6 win vs. New Jersey
Opponent	4 - John Madden (New Jersey), Oct. 28, 2000 - in a 9-0 win. Randy McKay (New Jersey), Oct. 28, 2000 - in a 9-0 win. Mike Ridley (Washington), Oct. 11, 1988 - in an 8-7 loss. Wayne Gretzky (Edmonton), Feb. 22, 1984 - in a 9-2 win. Denis Maruk (California), Nov. 18, 1975 - in a 5-3 win.

### Most Assists in a Game:

Pittsburgh	6 - Mario Lemieux, Nov. 1, 1995 - in a 10-0 win vs. Tampa Bay. Mario Lemieux, Oct. 15, 1988 - in a 9-2 win vs. St. Louis. Greg Malone, Nov. 28, 1979 - in a 7-2 win vs. Quebec. Ron Stackhouse, March 8, 1975 - in a 8-2 win vs. Philadelphia.
Opponent	6 - Patrik Sundstrom (Vancouver), Feb. 29, 1984 - in 9-5 win at Pit.

### Most Points in a Game:

Pittsburgh	8 - Mario Lemieux, Dec 31, 1988 - in an 8-6 win vs. New Jersey. Mario Lemieux, Oct. 15, 1988 - in a 9-2 win vs. St. Louis.
Opponent	7 - Patrik Sundstrom, (Vancouver), Feb. 29, 1984 - in a 9-5 win at Pittsburgh.

### Most Penalty Minutes in a Game:

Pittsburgh	51 - Russ Anderson, Jan. 19, 1980 - in a 5-2 loss vs. Edmonton.
Opponent	34 - Dave Lumley (Edmonton), Jan. 19, 1980 - in a 5-2 win at Pittsburgh.

### Most Saves in a Game:

Pittsburgh	51 - Tom Barrasso, Jan. 31, 1998 - in a 4-2 win vs. Detroit.
Opponent	53 - Wayne Thomas, (Montreal), March 10, 1974 - in a 5-4 win at Pittsburgh.



# THIS DATE IN PENS HISTORY

- June 5, 1967** - Pittsburgh Penguins franchise joins the National Hockey League
- October 11, 1967** - Penguins first NHL game is played at the Civic Arena vs Montreal. Penguins lose to Montreal, 2-1, with 9,307 fans on hand. Andy Bathgate scores the Penguins first goal.
- October 13, 1967** - Penguins record first victory as they defeat St. Louis, 3-1, on the road.
- February 3, 1968** - Penguins first sellout at Civic Arena vs. Toronto (12,563).
- March 22, 1968** - Donald Parsons heads a Michigan group which purchases 80% of the Penguins franchise.
- April 1, 1970** - Penguins defeat Philadelphia, 4-1, to clinch second place in the Western Division, putting them in the playoffs for the first time.
- April 8, 1970** - Penguins defeat Oakland, 2-1, in club's first playoff game.
- May 21, 1970** - Jack Riley, club's general manager for first three years, is promoted to president and coach Red Kelly is promoted to general manager/coach.
- April 13, 1971** - Michel Briere dies from injuries suffered in an auto accident on May 15, 1970.
- April 21, 1971** - Thayer Potter heads a Pittsburgh group which buys the team.
- January 29, 1972** - Red Kelly steps down as general manager but remains coach and Jack Riley regains general manager duties.
- January 30, 1973** - Greg Polis wins MVP honors at NHL All-Star Game in New York after scoring two goals.
- January 13, 1974** - Jack Button is named general manager of the Penguins.
- January 22, 1975** - Syl Apps named MVP in the NHL All-Star Game in Montreal after scoring two goals.
- February 22, 1975** - Penguins defeat St. Louis, 3-2, to establish a 20-game home unbeaten streak, which is still a club record.
- June 13, 1975** - Pittsburgh Penguins declare bankruptcy.
- July 11, 1975** - Albert Savill, Otto Frenzel and Wren Blair buy Penguins.
- July 29, 1975** - Marc Boileau rehired as coach.
- March 24, 1976** - Jean Pronovost becomes the first Penguin to score 50 goals in a season and Pierre Larouche becomes first Penguin to record 100 points in one season vs. Boston.
- December 3, 1976** - Aldege "Baz" Bastien named club's general manager.
- April 5, 1978** - Edward J. DeBartolo takes control of the club, having purchased one-third of the franchise the year before.
- January 3, 1980** - Penguins defeat New York Islanders, 4-3, to gain first place in the Norris Division for the first time in club history.
- January 30, 1980** - Black and gold uniform worn for the first time vs. St. Louis.
- December 13, 1980** - Paul Gardner becomes first Penguins player to score four goals in one game in a 6-5 loss to Philadelphia.
- June 3, 1981** - Randy Carlyle named to NHL First All-Star Team.
- June 4, 1981** - Randy Carlyle wins the Norris Trophy as the league's best defenseman and Rick Kehoe wins the Lady Byng Trophy as the player who combines sportsmanship with a high standard of play.
- July 1, 1981** - Edward J. DeBartolo takes over the Civic Arena.
- February 21, 1982** - Penguins defeat the New York Islanders, 4-3, to break their then NHL Record 15-game winning streak.
- March 15, 1983** - General Manager Baz Bastien dies as a result of an auto accident.
- May 27, 1983** - Ed Johnston is promoted to general manager.
- June 9, 1984** - Penguins draft Mario Lemieux, Doug Bodger and Roger Belanger in the first round of Entry Draft, marking the only time in club history that Pittsburgh selected more than one player in the first round. It is also the only time the Penguins have chosen first overall.
- June 19, 1984** - Mario Lemieux signs a contract with the Penguins.
- February 12, 1985** - Mario Lemieux is named MVP in the NHL All-Star Game in Calgary after scoring two goals and one assist.
- April 7, 1985** - Mario Lemieux scores his 100th point to become the third rookie in NHL history to score 100 or more points in a season.
- June 12, 1985** - Mario Lemieux wins the Calder Memorial Trophy as the NHL's top rookie.
- May 26, 1986** - Mario Lemieux wins the Lester B. Pearson Award presented by the Players' Association to the Outstanding Player in the NHL.
- October 22, 1986** - Penguins defeat Buffalo, 5-4, in OT to extend their club record beginning of the season winning streak to seven games.
- February 9, 1988** - Mario Lemieux is named MVP in NHL All-Star Game in St. Louis after scoring three goals, including the game winner in OT, and three assists.
- April 14, 1988** - Tony Esposito is hired by Penguins and assumes duties of vice-president and general manager.
- June 8, 1988** - Mario Lemieux wins the Art Ross Trophy as the NHL's leading scorer and Hart Memorial Trophy as the league's MVP, becoming the first Penguin to win either award.
- June 15, 1988** - Mario Lemieux wins the Lester B. Pearson Award for the second time in his career.
- December 31, 1988** - Mario Lemieux becomes the first player in NHL history to score a goal five ways in one game: at even strength, on the power-play, short-handed, on a penalty shot and into an empty net.
- April 25, 1989** - Mario Lemieux ties two NHL playoff records with five goals and eight points in one playoff game vs Philadelphia in the Penguins 10-7 win.
- June 7, 1989** - Mario Lemieux wins his second consecutive Art Ross Trophy as the league's top scorer with 199 points.
- December 5, 1989** - Craig Patrick is named general manager/head coach replacing Tony Esposito and Gene Ubriaco.
- January 21, 1990** - Pittsburgh's Civic Arena plays host to the NHL All-Star Game for the first time and Penguins center Mario Lemieux wins the MVP award. Lemieux scores four goals on his

# THIS DATE IN PENS HISTORY



- way to his third All-Star MVP award.
- February 14, 1990** - Mario Lemieux's 46-game point scoring streak is halted at the New York Rangers as he leaves the game midway in the second period with a back injury. Lemieux would miss the next 21 games before returning for the final game of the year.
- June 12, 1990** - Bob Johnson is hired as the head coach and Scotty Bowman is named director of development and recruitment.
- December 22, 1990** - Paul Coffey records his 1,000th career NHL point at New York against the Islanders.
- March 26, 1991** - Penguins win their first division title, capturing the Patrick Division crown with a 7-4 win at Detroit.
- April 25, 1991** - With a 4-1 win vs. Washington, the Penguins win their first Patrick Division Playoff Championship.
- May 11, 1991** - The Penguins earn the right to play for their first Stanley Cup Championship, beating the Boston Bruins to capture their first Wales Conference Championship.
- May 25, 1991** - With an 8-0 victory over the Minnesota North Stars, the Penguins become Stanley Cup Champions for the first time in their 24-year history.
- June 24, 1991** - The Penguins visit the White House and meet President George Bush, becoming the first NHL team invited to the White House.
- August 29, 1991** - Penguins Head Coach Bob Johnson is diagnosed with brain tumors, and has emergency surgery that night.
- October 1, 1991** - Scott Bowman is named interim head coach.
- October 19, 1991** - Stanley Cup Championship Banners are raised to the Civic Arena in a pre-game ceremony.
- October 26, 1991** - In a game against the New York Islanders, Paul Coffey records his 1,053rd career point to become the NHL's All-Time leading scorer among defensemen, passing Denis Potvin.
- November 19, 1991** - The National Hockey League confirms Howard Baldwin, Morris Belzberg and Thomas Ruta as new Penguins ownership.
- November 26, 1991** - Bob Johnson passes away at his home in Colorado Springs, CO at the age of 60.
- January 18, 1992** - Pittsburgh has a record five players in the NHL All-Star Game at Philadelphia. Mario Lemieux, Kevin Stevens, Jaromir Jagr and Paul Coffey are named to the starting Wales Conference lineup while Bryan Trottier is added to the team in the veterans category.
- January 30, 1992** - Craig Patrick is signed to a five-year contract as general manager and executive vice-president.
- March 24, 1992** - Mario Lemieux records his 1,000th career NHL point at Detroit in only his 513th career game, becoming the second fastest player to record 1,000 points in NHL history.
- April 1, 1992** - NHL players go on strike.
- April 10, 1992** - NHL players' strike ends.
- April 12, 1992** - NHL games resume after the conclusion of the players' strike.
- May 13, 1992** - Penguins defeat the New York Rangers in six games to capture the Patrick Division Playoff Title.
- May 23, 1992** - Penguins defeat the Boston Bruins in four games to win the Wales Conference Championship for the second consecutive season.
- June 1, 1992** - Penguins defeat the Chicago Blackhawks in four games to win back-to-back Stanley Cup Championships.
- June 12, 1992** - Penguins unveil new team logo at a press conference.
- June 23, 1992** - Bob Johnson, Rick Kehoe and Jean Pronovost are named charter members of the Penguins Hall of Fame.
- October 5, 1992** - Mario Lemieux signs a multi-year contract.
- October 8, 1992** - Stanley Cup Banners are raised in a pre-game ceremony at the Civic Arena.
- October 22, 1992** - Formal inductions of the Charter members of the Penguins Hall of Fame are held in a pre-game ceremony.
- January 12, 1993** - The Penguins announce that Mario Lemieux has been diagnosed with Hodgkin's disease.
- March 2, 1993** - Mario Lemieux returns to the Penguins lineup in Philadelphia after missing the previous 23 games.
- March 28, 1993** - The Penguins win their second Patrick Division Title with a 4-1 victory at Washington.
- April 3, 1993** - Penguins win their first President's Trophy as the NHL's best team with a 5-3 win at Quebec.
- April 9, 1993** - Penguins set an NHL record for the longest winning streak in NHL history, with their 16th consecutive win, a 10-4 victory at the New York Rangers. The Penguins extend the record to 17 games with a 4-2 win vs. the Rangers on April 10.
- June 15, 1993** - Jack Kelley named Penguins president.
- June 17, 1993** - Mario Lemieux wins the Hart Memorial Trophy, the Art Ross Trophy, the Masterton Trophy and the Lester B. Pearson Award.
- June 17, 1993** - Mario Lemieux is named to the NHL First All-Star Team, while Tom Barrasso, Larry Murphy and Kevin Stevens are named to the NHL's Second All-Star Team.
- June 29, 1993** - The Penguins and the Russian Central Army Team announce a working agreement.
- October 28, 1993** - Ron Francis records his 1,000th career NHL point against Quebec.
- March 30, 1994** - Syl Apps is named to the Penguins Hall of Fame.
- April 11, 1994** - The Penguins win their first Northeast Division Title, with a 4-0 win at Ottawa.
- August 29, 1994** - Mario Lemieux announces that he will take a one year medical leave of absence.
- September 30, 1994** - The NHL announces the postponement of the opening of the 1994-95 season.
- January 11, 1995** - The NHL and the NHL Players' Association reach an agreement on a collective bargaining agreement.



# THIS DATE IN PENS HISTORY

- January 20, 1995** - The 1994-95 season begins.
- February 4, 1995** - The Penguins defeat Tampa Bay, 6-3, to tie a club record with their seventh consecutive victory from the start of the season.
- February 7, 1995** - Joe Mullen records his 1,000th career point against the Florida Panthers, to become the first American-born player to record 1,000 or more points.
- February 16, 1995** - The Penguins defeat the Hartford Whalers, 5-2, to extend their club record start of the season unbeaten streak to 13 games (12-0-1).
- April 5, 1995** - Syl Apps formally inducted into the Penguins Hall of Fame.
- May 3, 1995** - Jaromir Jagr records one assist against Florida, to win the 1994-95 NHL scoring title.
- May 3, 1995** - Ron Francis wins the NHL's plus/minus award with a plus 30 rating.
- May 20, 1995** - ICEOPLEX at Southpointe opens to the public.
- July 6, 1995** - Jaromir Jagr named to the NHL First All-Star Team and Larry Murphy selected to the NHL Second All-Star Team.
- Oct. 26, 1995** - Mario Lemieux scores his 500th career goal at the New York Islanders at 17:12 of the third period against Tommy Soderstrom.
- April 26, 1996** - Dave Burrows and Edward J. DeBartolo are named to the Penguins Hall of Fame.
- June 19, 1996** - Mario Lemieux wins his third Hart Trophy as the NHL's most valuable player and is also awarded the Lester B. Pearson Trophy for the third time.
- June 27, 1996** - Craig Patrick signs a new five-year contract as the team's executive vice president and general manager.
- June 27, 1996** - Elaine Heufelder is named to the Penguins Hall of Fame.
- November 30, 1996** - Mario Lemieux becomes the ninth player in NHL history to record 1,400 points and Ron Francis becomes the ninth player to reach 900 assists vs. the Boston Bruins.
- December 28, 1996** - Ron Francis records his 1,300th career point vs. the Buffalo Sabres.
- January 4, 1997** - Jaromir Jagr records his 600th career point.
- January 15, 1997** - Patrick Lalime sets the NHL record for best start by a rookie goaltender from the beginning of his career with a 3-0 win at Hartford. The win boosted his record to 13-0-2.
- January 21, 1997** - Patrick Lalime sets the Penguins record for longest unbeaten streak with a 4-2 win vs. Calgary, running his record to 14-0-2.
- January 26, 1997** - Mario Lemieux scores four goals in one period at Montreal, becoming the 11th player to accomplish the feat.
- February 4, 1997** - Mario Lemieux scores his 600th goal vs. the Vancouver Canucks, becoming just the seventh player to reach the mark.
- February 22, 1997** - Mario Lemieux moves past Stan Mikita for sixth place on the NHL scoring list.
- March 3, 1997** - Craig Patrick takes over head coaching duties and Eddie Johnston is named assistant general manager.
- March 14, 1997** - Joe Mullen scores his 500th career goal in a game against Colorado, becoming the first U.S.-born player to score 500.
- March 20, 1997** - Patrick Lalime records his 20th win of the season, becoming the first Penguin rookie goaltender to reach 20 wins since the 1967-68 campaign when Les Binkley recorded 20.
- March 29, 1997** - Ron Francis scores his 400th career goal vs. the Los Angeles Kings, making the Penguins the first team to have players record their 400th, 500th and 600th goals in the same season.
- April 3, 1997** - Mario Lemieux passes Bobby Hull for sixth place on the career goals list with his 611th vs. Hartford.
- April 26, 1997** - Mario Lemieux plays his last game, a 6-3 playoff loss in Philadelphia.
- May 8, 1997** - Roger Marino officially joins the Penguins ownership group.
- May 13, 1997** - In a formal ceremony, Mayor Tom Murphy renames Auditorium Place, the street encircling the Civic Arena, Mario Lemieux Place. The Civic Arena's address becomes 66 Mario Lemieux Place.
- June 12, 1997** - Kevin Constantine is introduced as the Penguins new head coach.
- October 19, 1998** - Tom Barrasso records his 300th career win in a 4-1 win at Florida, becoming the first American-born goaltender to record 300 wins.
- November 19, 1997** - Mario Lemieux's number 66 is retired and raised to the Civic Arena rafters in a pre-game ceremony before a standing room only crowd of 17,145.
- January 29, 1998** - Ron Francis records his 1,400th career point, becoming the 11th player to reach the mark.
- March 7, 1998** - Ken Wregget records his 200th NHL win in a 6-4 win vs. Philadelphia.
- March 21, 1998** - Ron Francis becomes the seventh player to record his 1,000th career assist, and the Penguins become the 10th NHL team to reach the 1,000 win plateau with a 4-3 win over the Philadelphia Flyers.
- March 29, 1998** - Ron Francis passes Bryan Trottier and moves into ninth place on the NHL all-time scoring list with his 1,426th career point.
- April 15, 1998** - Jaromir Jagr records his 300th career goal vs. Tampa Bay. The Penguins clinch their third Northeast Division Championship (fifth division championship overall) with a 5-1 win over the Lightning.
- April 19, 1998** - Jaromir Jagr collects his second NHL scoring title with 102 points (35+67).
- October 13, 1998** - The Penguins file for Chapter 11 bankruptcy protection.
- January 5, 1999** - Tom Barrasso passes Gump Worsley for 10th place on the all-time wins list with his 336th career victory.
- January 18, 1999** - Kevin Hatcher appears in his 1,000th career game in Anaheim.
- January 31, 1999** - Jaromir Jagr records his 800th career point with a goal vs. Montreal.
- February 21, 1999** - Tom Barrasso appears in his 700th career game at Philadelphia.



# THIS DATE IN PENS HISTORY



- March 5, 1999** - Jaromir Jagr records his 500th career assist vs. the Edmonton Oilers.
- April 17, 1999** - Jaromir Jagr captures his second consecutive Art Ross Trophy, recording 127 points. Jagr wins his third scoring championship overall.
- June 24, 1999** - Mario Lemieux's group is confirmed as the new ownership of the Penguins.
- June 24, 1999** - Jaromir Jagr becomes the second Penguins' player to capture the Hart Trophy as the National Hockey League's most valuable player. He also becomes the second to win the Lester B. Pearson Award.
- October 27, 1999** - Rob Brown appeared in his 500th NHL game.
- November 26, 1999** - Jaromir Jagr records his 900th career point with three goals and an assist in a 5-0 win over Ottawa.
- December 9, 1999** - Herb Brooks takes over head coaching duties from Kevin Constantine.
- April 5, 2000** - Steve Leach appeared in his 700th career game.
- April 9, 2000** - Jaromir Jagr captures his third consecutive Art Ross Trophy and fourth overall with 96 points.
- May 4, 2000** - The Penguins and Flyers play the third longest game in NHL history, a five-overtime, 152:01 marathon which the Flyers win, 2-1. Penguins goaltender Ron Tugnutt makes 70 saves in the game.
- June 21, 2000** - Ivan Hlinka is named the 19th head coach in Pittsburgh Penguins history.
- June 22, 2000** - Jaromir Jagr wins his second Lester B. Pearson Award.
- Sept. 15, 2000** - The Penguins exhibition season opens with the first game ever for the Columbus Blue Jackets at Mellon Arena.
- Sept. 16-23** - The Penguins open their second week of training camp with an exhibition game in Wilkes-Barre/Scranton, and spend the next week at the home of the AHL affiliate.
- Oct. 7, 2000** - The Penguins face-off against the Nashville Predators just outside of Tokyo, Japan to open up their 2000-01 regular season. Nashville comes away with a 3-1 victory.
- Oct. 14, 2000** - Jaromir Jagr records his first career four-goal game, and rookies Milan Kraft and Roman Simicek net their first career NHL goals in the Pens' 6-4 win over the New York Rangers at Mellon Arena.
- Nov. 11, 2000** - USA Hockey announces that Penguins' general manager Craig Patrick will take on the same capacity for the 2002 US Olympic team, and former Penguins head coach and current scout Herb Brooks will coach the team.
- Nov. 13, 2000** - Former player and current Penguins assistant coach Joe Mullen is inducted into the Hockey Hall of Fame in Toronto.
- Dec. 8, 2000** - The Penguins announce that Mario Lemieux will attempt to make a comeback after three-and-a-half years of retirement.
- Dec. 12, 2000** - Lemieux makes the announcement official at a press conference, saying he is coming back to the league so that his young son Austin can watch him play. Lemieux states he has been working out privately with former teammate Jay Caulfield for several weeks to get back in game shape.
- Dec. 19, 2000** - More than 500 people cram the bleachers to watch Lemieux in his first practice with the team.
- Dec. 27, 2000** - Lemieux returns to the Penguins active roster in a game against the Toronto Maple Leafs at home, and puts three points (1+2) on the scoresheet. Pittsburgh wins the historic contest, 5-0.
- Dec. 30, 2000** - Lemieux notches four points (1+3) in a 5-3 win over the Ottawa Senators, giving him 1,500 points for his career. Jagr hits the 1,000 point mark in the same game.
- Jan. 14, 2001** - The Penguins re-acquire Kevin Stevens from the Philadelphia Flyers for John Slaney.
- Feb. 7 and 10, 2001** - Alexei Kovalev scores hat tricks in back-to-back games against the Flyers and Devils.
- Mar. 22, 2001** - Darius Kasparaitis and Alexei Kovalev are named to the Russian Olympic squad for the 2002 games in Salt Lake City.
- Mar. 23, 2001** - Mario Lemieux is named captain of the 2002 Canadian Olympic team.
- Mar. 24, 2001** - Jaromir Jagr and Martin Straka are named to the 2002 Czech Republic Olympic team.
- Mar. 31, 2001** - The Penguins clinch their team record 11th straight post-season appearance with a 5-3 win over the St. Louis Blues.
- Apr. 8, 2001** - Jagr finishes the season with 121 points to capture his fourth consecutive Art Ross Trophy (fifth overall) as the league's leading scorer. His 69 assists tie for the league lead.
- May 8, 2001** - Martin Straka scores in overtime to give Pittsburgh a 3-2 win in Game Six of the second round against the Sabres to send the series to a seventh game.
- May 10, 2001** - Darius Kasparaitis - who had one goal in 55 previous playoff games - beats Dominik Hasek in overtime to give the Penguins a 3-2 win. The victory secures a spot in the Eastern Conference Finals against the New Jersey Devils, the Pens fourth trip to a Conference Finals.
- Oct. 15, 2001** - Rick Kehoe takes over as Penguins' head coach after Ivan Hlinka is relieved of his duties.
- Dec. 11, 2001** - Alexei Kovalev records his 500th career point in Washington.
- Jan. 30, 2002** - Mario Lemieux appears in his 807th game as a member of the Penguins, passing Jaromir Jagr for first place on the team's all-time games played list.
- Feb. 27, 2002** - Mario Lemieux records career point 1,600 on home ice against Los Angeles.
- Feb. 8, 2003** - Mario Lemieux records his 1,000th career assist in Boston against the Bruins.
- March 18, 2003** - Martin Straka records his 500th NHL point against the Detroit Red Wings.
- April 15, 2003** - Rick Kehoe is relieved of his head coaching duties.
- June 11, 2003** - Eddie Olczyk is named Penguins' head coach.



# COMEBACKS

**Nov. 4, 1972 (Pittsburgh)** - The Rangers held a 4-1 lead late in the first period, before Pittsburgh rallied for a 6-4 win. Bryan Hextall scored twice and Eddie Shack netted the game-winner.

**Mar. 29, 1972 (Pittsburgh)** - California led 4-1 at 14:34 of the second period, before Pittsburgh tallied four consecutive goals. Jean Pronovost recorded the game-winner at 14:34 of the third.

**Apr. 1, 1973 (Pittsburgh)** - Philadelphia led 4-1 before the Pens recorded four unanswered goals. Jean Pronovost recorded the winner at 18:47 of the third.

**Feb. 28, 1976 (Pittsburgh)** - Vancouver led 4-1 at 14:04 of the second, before the Pens posted four unanswered goals. Bob Kelly netted the game-winner at 10:39 of the third.

**Dec. 26, 1977 (Toronto)** - Toronto held a 3-0 lead at the mid-way point of the first period, but two Jean Pronovost goals along with Blair Chapman's goal at 19:28 of the third gave the Pens a 5-4 win.

**Dec. 31, 1978 (Detroit)** - Detroit led 4-0 at 15:11 of the second, but five Penguins recorded goals for the 5-4 win. Randy Carlyle scored at 19:53 of the third for the win.

**Oct. 23, 1985 (Toronto)** - Pittsburgh trailed 4-1 in the second period, but came back for a 5-4 victory. Jim McGeough recorded the game-winner at 18:28.

**Jan. 19, 1985 (Pittsburgh)** - Chicago led 4-0 at the end of the first period, but Pittsburgh tallied five times in the second for a 5-4 win. Troy Loney picked-up the game-winner.

**Oct. 9, 1986 (Pittsburgh)** - Washington jumped out to a 3-0 lead in the season opener, but Randy Carlyle's hat trick gave the Penguins a 5-4 victory.

**Feb. 24, 1986 (Pittsburgh)** - Los Angeles led 4-0 after one period, but won 6-5 with Doug Shedden's overtime goal at 3:54. It was Pittsburgh's first overtime victory.

**Nov. 25, 1987 (Pittsburgh)** - Quebec led 4-0 at the 12-minute mark of the second, but Pittsburgh reeled off six goals, including Rob Brown's game-winner at 11:35 of the third.

**Dec. 20, 1987 (NY Rangers)** - The Rangers took a quick 3-0 lead, but Pittsburgh recorded four goals in the first en route to an 8-4 win.

**Jan. 3, 1987 (Pittsburgh)** - Montreal led 3-0 after the first, but Pittsburgh recorded six consecutive goals to win 6-4. Randy Cunneyworth scored twice, including the game-winner at 8:49 of the third.

**Mar. 25, 1989 (Pittsburgh)** - New Jersey built a 3-0 lead after one period, but Mario Lemieux's third goal with five seconds left gave Pittsburgh a 5-4 win.

**Feb. 22, 1990 (Pittsburgh)** - The Islanders led 3-0 after one period, but Pittsburgh battled back for a 4-3 win on Randy Gilhen's goal at 4:26 of the third.

**Oct. 15, 1991 (NY Islanders)** - The Penguins trailed 6-2 just 20 seconds into the third period, but tied the game with four goals in the final frame, including two by Mario Lemieux. Phil Bourque's tally at 2:30 gave Pittsburgh a 7-6 win.

**Feb. 21, 1991 (Pittsburgh)** - Toronto led 3-0 in the second before Pittsburgh netted six in a row on the way to an 11-4 win.

**Dec. 12, 1993 (Pittsburgh)** - New Jersey led 3-0 in the first, but Kevin Stevens completed his hat trick in overtime to give Pittsburgh a 6-5 win.

**Dec. 7, 1995 (Pittsburgh)** - Montreal led 4-0 in the second, but Pittsburgh answered with seven unanswered goals, two each by Mario Lemieux and Tomas Sandstrom, for a 7-5 win.

**Nov. 1, 1997 (Pittsburgh)** - Vancouver led 6-3 in the second, but the Penguins scored four unanswered goals, including Rob Brown's overtime game-winner for a 7-6 win.

**Feb. 10, 2001 (Pittsburgh)** - New Jersey jumped out to a 3-0 first period lead, only to watch the Penguins tally four straight goals to give the home team a one goal cushion. The Devils tied the game with 4:12 to play, but Alexei Kovalev completed his hat trick at 18 seconds of overtime to pull out the 5-4 win.

**Feb. 17, 2001 (Columbus)** - The Penguins trailed the Blue Jackets, 2-1, with under a minute to play when Robert Lang tallied at 19:10 to force overtime. Alexei Kovalev then iced the game at 1:19 of the extra frame.

**Mar. 31, 2001 (Pittsburgh)** - The Penguins spotted St. Louis a 3-1 lead after two periods, but third period scores by Alexei Kovalev, Mario Lemieux and Jaromir Jagr (2) gave Pittsburgh a 5-3 victory at home.

# UNIFORM HISTORY



When the Penguins made their NHL debut at home on Oct. 11, 1967, the team wore the colors dark blue, light blue and white. Both the home (white) and away (light blue) uniforms simply had the word "Pittsburgh" written diagonally down the front of the sweater with three dark blue stripes around the sleeves and bottom. The logo, although not on the sweater, featured a hockey-playing penguin in a scarf over an inverted triangle, symbolizing the golden triangle of downtown Pittsburgh. The penguin and triangle were set inside a circle bearing the team name.


The following season (1968-69), the uniforms were changed so that the logo appeared on the game sweaters. The logo remained essentially the same, although the penguin was no longer wearing a scarf. The white home uniforms had a wide band of dark blue around each sleeve and the bottom, while the light blue away sweater had bands of white trimmed in dark blue.

The uniforms were changed again four years later (1972-73). The circle around the logo was removed, leaving only a penguin and triangle. Added

to the uniforms were inserts of color on the shoulders.

On Jan. 30, 1980, the Penguins wore black and gold for the first time. With the Steelers winning the Super Bowl and the Pirates capturing the World Series title in the same year, the struggling Penguins hoped to gain fan support by aligning their colors with the other teams in the "City of Champions."

Boston protested the color change to the NHL, arguing that black and gold had always been exclusively associated with the Bruins. However, the Penguins prevailed by virtue of a precedent set by the Pittsburgh Pirates hockey club of the late 1920's, which sported the colors. The Pens' new uniforms were the same design as the previous ones, with black replacing dark blue and gold replacing light blue. From 1981-82 through the 1984-85 season, the team alternated wearing gold sweaters with white at home.



The black and gold uniforms remained unchanged until 1992-93, when the triangle and penguin logo was modernized. The white home sweaters featured the new logo on the front and gold shoulder inserts.

The black away sweaters had the city's name diagonally down the front, much like the original team uniforms, with the new logo on each shoulder.



During the 1995-96 season, the Penguins were one of five NHL teams to introduce a third jersey. The Penguins' new uniform, which made its debut on Jan. 27, 1996 vs. the Philadelphia Flyers, featured a black background with a new, modernized logo design including innovative striping and a blend of team colors. This sweater eventually replaced the black "Pittsburgh" away sweater in 1997-98, and now serves as the team's uniform away from the Igloo.

During the 1999-00 season, the Penguins introduced a new third jersey with an eye for the past. The black sweater features the popular "skating penguin" logo, which the team wore during its 1991 and 1992 Stanley Cup championship seasons, and the newest color addition, Las Vegas Gold. That sweater now serves as the team's home uniform, while a white version is worn on the road.



# UNIFORM NUMBERS

**1** Hank Bassen, Joe Daley, Paul Hoganson, Cam Newton, Roy Edwards, Jim Rutherford, Bob Johnson, Gordon Laxton, Denis Herron, Richard Harrison, Steve Guenette, Pat Riggins, Wendell Young, Rob Dopson, Peter Skudra & Johan Hedberg

**2** Leo Boivin, Duane Rupp, Bob Paradise, Ed Van Impe, Tom Edur, Tom Bladon, Pat Price, Gilles Lupien, Brian Lundberg, Phil Bourque, Greg Fox, Joe McDonnell, Todd Charlesworth, Chris Dahlquist, Jim Paek, Chris Tamer & **Josef Melichar**

**3** Al MacNeil, John Arbour, Bob Woytowich, Tim Horton, Jack Lynch, Ron Stackhouse, Bennett Wolf, Norm Schmidt, Doug Bodger, Jim Kyte, Jim Paek, Grant Jennings, Sergei Zubov, Stefan Bergkvist, Dan Trebil, Marc Bergevin & Jamie Pushor

**4** Noel Price, Bob Blackburn, Dave Burrows, Dale Tallon, Paul Baxter, Marty McSorley, Phil Bourque, Chris Dahlquist, Dwight Schofield, Larry Murphy, Gord Dineen, Greg Andrusak, Greg Hawgood, Corey Foster, Kevin Hatcher, Jeff Norton, Bobby Dollas, Jamie Pushor, Mike Wilson & **Dan Focht**

**5** Dick Mattiussi, Ted Lanyon, Bryan Watson, Ab DeMarco, Barry Wilkins, Steve Lyon, Mario Faubert, Lex Hudson, Ron Meighan, Bryan Maxwell, Mike Rowe, Ville Siren, Gord Dineen, Ulf Samuelsson, Brad Werenka & Janne Laukkanen

**6** Dunc McCallum, Tracy Pratt, Sheldon Kannegiesser, Ron Jones, Colin Campbell, Tom Price, Kim Clackson, Bennett Wolf, Errol Thompson, Greg Hotham, Jim Johnson, Todd Charlesworth, Scott Young, Jeff Chychrun, Peter Ahola, Mike Ramsey, Neil Wilkinson, Bob Boughner, Rick Berry & Richard Lintner

**7** Art Stratton, Lou Angotti, Bryan Hextall, Steve Durban, Russ Anderson, Rick MacLeish, Ian Turnbull, Rod Buskas, Joe Mullen & Andrew Ference

**8** Val Fonteyne, Jim Wiley, Rick Kehoe, Hartland Monahan, Dave Schultz, Mike Meeker, Bob Stewart, Dave Burrows, Randy Boyd, Tom O'Regan, Petteri Lehto, Terry Ruskowski, Perry Ganchar, Mark Recchi, Bryan Smolinski, Kevin Miller, Garry Valk, Bobby Dollas & Hans Jonsson

**9** Andy Bathgate, Charlie Burns, Billy Hicke, Al McDonough, Chuck Arnason, Simon Nolet, Blair Chapman, Mark Johnson, Stan Jonathan, Rich Sutter, Ron Flockhart, John Chabot, Will Paiement, Andrew McBain, Tony Tanti, Ron Francis, Len Barrie, Dan Quinn, Greg Johnson, German Titov, Rene Corbet & Jeff Toms

**10** Earl Ingarfield, George Swarbrick, Keith McCreary, Robin Burns, Ted Snell, Pierre Larouche, Peter Lee, Gary Rissling, Bob Errey, Wayne Babych, Ron Duguay, Dan Quinn, Barry Pederson, Ron Francis & Ville Nieminen

**11** Gene Ubriaco, Tracy Pratt, Nick Harbaruk, Bernie Lukowich, Vic Hadfield, John Flesch, Tom Cassidy, George Ferguson, Anders Hakansson, Rocky Saganuik, Tim Tookey, Troy Loney, Dwight Mathiasen, Lee Giffin, Alain Lemieux, Warren Young, John Cullen, Alek Stojanov, Shawn Antoski, Darius

Kasparaitis & Alexandre Daigle

**12** Ken Schinkel, Blaine Stoughton, Kelly Pratt, Greg Malone, Mitch Lamoreux, Dean DeFazio, Tom O'Regan, Tom Roulston, Bob Errey, Larry Depalma, Troy Murray, Chris Wells, Richard Park, Sean Pronger, Martin Sonnenberg, Billy Tibbetts & **Michal Sivek**

**13** Jim Hamilton & Charlie Simmer

**14** Billy Dea, Rick Kessel, Ron Snell, Lowell MacDonald, Rene Robert, Wayne Bianchin, Nick Libett, Doug Shedden, Dan Quinn, Chris Kontos, Bryan Erickson, Jock Callander, Gordie Roberts, Dave Tippett, Brad Lauer, Stu Barnes, Pat Falloon & **Milan Kraft**

**15** Bob Dillabough, Billy Harris, George Swarbrick, Steve Cardwell, Yvon Labre, Brian McKenzie, Rick Kessel, Bob McManama, Stan Gilbertson, Pat Boutette, Gary Rissling, Randy Cunneyworth, Dave Capuano, Doug Smith, Randy Gilhen, Shawn McEachern, Dmitri Mironov, Josef Beranek, Robert Dome, Roman Simicek, Wayne Primeau & **Brian Holzinger**

**16** Wayne Hicks, Ron Snell, Glen Sather, Sheldon Kannegiesser, Ron Lalonde, Lew Morrison, Derek Sanderson, Kim Davis, Mike Meeker, Gary McAdam, Bennett Wolf, Marc Chorney, Mark Taylor, Jim McGeough, Kevin LaVallee, Charlie Simmer, Steve Gotaas, Jay Caulfield, Mike Hudson, Joe Dziedzic, Eddie Olczyk, Jeff Serowik, Dennis Bonvie & **Kris Beech**

**17** Billy Speer, Bill LeCaine, Ron Schock, Rick Kehoe, Lee Giffin, Brad Aitken, Tomas Sandstrom, Peter Ferraro, Brian Bonin, Tom Chorske & **Toby Petersen**

**18** George Konik, Wally Boyer, Lowell MacDonald, Ross Lonsberry, Kevin McClelland, Tom Roulston, Craig Simpson, Jimmy Mann, Mark Recchi, Richard Zemiak, Jeff Daniels, Ken Priestley, Francois Leroux, Garry Valk, Patrick Lebeau, Ryan Savoia, Josef Beranek & Shean Donovan

**19** Bob Rivard, Jean Pronovost, Dale Tallon, Greg Sheppard, Rick MacLeish, Grant Sasser, Arto Javanainen, Willy Lindstrom, Dave McLlwain, Randy Gilhen, Bryan Trottier & **Rico Fata**

**20** Ab McDonald, Bob Woytowich, Dean Prentice, Robin Burns, John Stewart, Steve Cardwell, Yvon Labre, Jacques Cossette, Yves Bergeron, Pete Mahovlich, Paul Marshall, Paul Gardner, Gary Rissling, Moe Mantha, Dave Hunter, Dave Hannan, Jamie Leach, Jeff Daniels, Luc Robitaille, Bryan Smolinski, Greg Johnson, Roman Oksiluta, Robert Lang & Mathias Johansson

**21** Keith McCreary & Michel Briere

**22** Paul Andrea, Greg Polis, Bob Kelly, Brian Spencer, Kim Davis, Mike Bullard, Neil Bolland, Dwight Mathiasen, Jim McGeough, Chris Joseph, Wayne Van Dorp, Steve Dykstra, Paul Stanton, Rick Tocchet, Norm Maciver, Jason Woolley, Sven Butenschon, Dan LaCouture & Randy Robitaille

# UNIFORM NUMBERS



- 23** Mel Pearson, Jean Guy Lagace, Doug Barrie, Rick Kessel, John Stewart, Bob Leiter, Eddie Shack, Larry Bignell, Nelson Debenedet, Ed Gilbert, Jim Hamilton, Rod Schutt, Gary Rissing, Doug Lecuyer, Rich Sutter, Andy Brickley, Wally Weir, Randy Hillier, Kjell Samuelsson, Paul Stanton, Chris Joseph, Domenic Pittis, Fredrik Olausson, Victor Ignatjev, Steve Leach, Dan Trebil & **Steve McKenna**
- 24** Gary Swain, Rod Zaine, Tim Horton, Eddie Schack, Jean Guy Lagace, Larry Bignell (playoffs only), Mario Faubert, Don Awrey, Bob Paradise, Pat Hughes, Marc Chorney, Pat Graham, Rob Garner, Ted Bulley, Kevin McCarthy, Roger Belanger, Dwight Mathiasen, Troy Loney, Doug Brown & Ian Moran
- 25** Robin Burns, John Stewart, Darryl Edestrand, Nick Beverly, Dennis Owchar, Greg Redquest, Tom Price, Randy Carlyle, Kevin McCarthy, Ted Nolan, Norm Schmidt, Alek Stojanov, Dan Kesa, Jeff Norton, Kevin Stevens & **Marc Bergevin**
- 26** Dunc McCallum, Mike McMahon, Syl Apps, Pete Mahovich, Orest Kindrachuk, Paul Mulvey, Steve Gatzos, Wayne Babych, Mike Blaisdell, Mark Kachowski, Mike Stapleton, Richard Park, Dave McLlwain, Petr Klima, Darius Kasparaitis, Gary Valk, Frantisek Kucera & Kent Manderville
- 27** Jim Morrison, Joe Noris, Jim Shires, Hank Nowak, Yves Bergeron, Pete Laframboise, Mike Corrigan, Jacques Cossette, Rod Schutt, Todd Charlesworth, Gilles Meloche, Scott Bjugstad, Gilbert Delorme, Glen Murray, Eddie Olczyk & Alexei Kovalev
- 28** Harvey Bennett, Mario Faubert, Gene Carr, Tom Price, Jim Hamilton, Bob Simpson, Tim Hryniewicz, Bruce Crowder, Robert Geale, Steve Gatzos, Dan Frawley, Gordie Roberts, Kjell Samuelsson, Greg Andrusak, Jeff Christian, Craig Muni, Dan Kesa & **Michal Rozsival**
- 29** Al Smith, Jim Rutherford, Denis Herron, Andy Brown, Gary Inness, Bob Stumpf, Dunc Wilson, Greg Millen, Michel Dion, Phil Bourque, Markus Naslund, Tyler Wright, Krzysztof Oliva & **Brooks Orpik**
- 30** Les Binkley, Marv Edwards, Cam Newton, Andy Brown, Gary Inness, Bob Taylor, Gordon Laxton, Paul Gardner, Kim Davis, Gary Edwards, Roberto Romano, Steve Guenette, Alain Chevrier, Phillippe DeRouville & **Jean-Sebastien Aubin**
- 31** Michel Plasse, Nick Ricci, Vincent Tremblay, Brian Ford, Carl Mokusak, Rich Tabaracci, Tom Barrasso, Ken Wregget, Ron Tugnutt, Rich Parent & **Sebastien Caron**
- 32** Dave Hannan, Dave Goertz, Pat Mayer, Peter Taglianetti, John Slaney, Greg Crozier & **Dick Tarnstrom**
- 33** Tony Feltrin, Bob Simpson, Rocky Saganik, Bob Gladney, Doug Bodger, Mike Rowe, Mitch Wilson, Zarley Zalapski, Bryan Fogarty, Marty McSorley, Jim McKenzie, Stefan Bergkvist, Alex Hicks, Dan LaCouture & **Guillaume Lefebvre**
- 34** Andre St. Laurent, Tom Thornbury, Greg Tebbutt, Randy Hillier, Ted Nolan, Todd Charlesworth, Lee Griffin, Dwight Mathiasen, Scott Young, Dave Michayluk (playoffs only), Greg Brown, Rusty Fitzgerald, Jeff Christian, Peter Popovic, Garth Snow, Ross Lupaschuk & **Ramzi Abid**
- 35** Roberto Romano, Warren Young, Darren Lowe, Ron Duguay, Brad Aitken & Tom Barrasso
- 36** Jock Callender, Pat Neaton, Greg Andrusak, Corey Foster, Brad Lauer, J.J. Daigneault, Matthew Barnaby & **Tom Kostopoulos**
- 37** Justin Duberman, Ladislav Karabin, Greg Andrusak, Kip Miller & Mikael Samuelsson
- 38** Scott Gruhl, Jiri Hrdina, Peter Allen, Andreas Johansson & Jan Hrdina
- 39** Mike Needham, Peter Allen & Joel Bouchard
- 40** Frank Pietrangelo & Patrick Lalime
- 42** Tuomas Gronman
- 43** Jeff Daniels & **Tomas Surovy**
- 44** Todd Nelson, Drake Berehowsky, Ed Patterson & Rob Brown
- 45** Mike Needham (playoffs only), Glen Mulvenna & Martin Sonnenberg
- 46** Victor Ignatjev, Pavel Skrbek & Jeff Toms
- 47** Maxim Galanov & Michal Sivek
- 48** Sven Butenschon, Jeff Serowik & **Konstantin Koltsov**
- 49** Greg Andrusak
- 51** Dave Roche
- 52** Rusty Fitzgerald
- 55** Larry Murphy & Drake Berehowsky
- 56** Sergei Zubov
- 57** Chris Ferraro & Shawn Heins
- 59** Robert Dome
- 66** **Mario Lemieux**
- 68** Jaromir Jagr
- 71** Jiri Slegr
- 72** Jeff Christian & **Eric Meloche**
- 76** Richard Park
- 77** Paul Coffey
- 82** **Martin Straka**
- 85** Petr Klima
- 92** Rick Tocchet
- 93** Petr Nedved
- 95** **Aleksey Morozov**



# ALL-STAR GAME

<u>SEASON</u>	<u>SITE</u>	<u>TEAM</u>	<u>PLAYER</u>	<u>G</u> <u>MP</u>	<u>A</u>	<u>PTS</u> <u>GA</u>
2001-02	Sunrise, FL	Eastern Conference	Alexei Kovalev	0	0	0
		Eastern Conference	Mario Lemieux\$	--	--	--
2001-02	Los Angeles	North America	Mario Lemieux	1	0	1
2000-01	Denver	World	Jaromir Jagr*\$	--	--	--
		World	Alexei Kovalev	1	1	2
		North America	Mario Lemieux	1	1	2
1999-00	Toronto	World	Jaromir Jagr*	1	0	1
1998-99	Tampa Bay	World	Jaromir Jagr*	0	1	1
		World	Martin Straka	0	0	0
1997-98	Vancouver	World	Jaromir Jagr	1	0	1
1996-97	San Jose	Eastern Conference	Mario Lemieux*	2	1	3
		Eastern Conference	Kevin Hatcher	0	0	0
		Eastern Conference	Jaromir Jagr*\$	--	--	--
		Eastern Conference	Mario Lemieux*	0	2	2
1995-96	Boston	Eastern Conference	Jaromir Jagr*	1	0	1
		Eastern Conference	Ron Francis	0	1	1
		<b>No Game Played</b>				
1994-95	New York (MSG)	Eastern Conference	Jaromir Jagr\$	--	--	--
		Eastern Conference	Larry Murphy	0	0	0
		Eastern Conference	Joe Mullen	1	1	2
1992-93	Montreal	Wales Conference	Mario Lemieux*\$	--	--	--
		Wales Conference	Kevin Stevens*	1	2	3
		Wales Conference	Jaromir Jagr*	1	1	2
		Wales Conference	Rick Tocchet&	2	0	2
1991-92	Philadelphia	Wales Conference	Mario Lemieux*	0	1	1
		Wales Conference	Paul Coffey*	0	0	0
		Wales Conference	Kevin Stevens*	1	0	1
		Wales Conference	Jaromir Jagr*	0	1	1
		Wales Conference	Bryan Trottier	1	0	1
		Wales Conference	Paul Coffey*	0	0	0
1990-91	Chicago	Wales Conference	John Cullen	0	1	1
		Wales Conference	Mark Recchi	0	0	0
		Wales Conference	Kevin Stevens	1	0	1
1989-90	Pittsburgh	Wales Conference	Paul Coffey	0	2	2
		Wales Conference	Mario Lemieux* (MVP)	4	0	4
1988-89	Edmonton	Wales Conference	Rob Brown	0	0	0
		Wales Conference	Paul Coffey*	0	0	0
		Wales Conference	Mario Lemieux*	1	1	2
1987-88	St. Louis	Wales Conference	Paul Coffey*	0	0	0
		Wales Conference	Mario Lemieux* (MVP)	3	3	6
1986-87	Quebec (2 Gms)	NHL ALL-STARS	Mario Lemieux*	0	3	3
1985-86	Hartford	Wales Conference	Mario Lemieux*	0	0	0
1984-85	Calgary	Wales Conference	Mario Lemieux* (MVP)	2	1	3
1983-84	New Jersey	Wales Conference	Mike Bullard	0	0	0
1982-83	New York (LI)	Wales Conference	Rick Kehoe	0	0	0

# ALL STAR GAME




SEASON	SITE	TEAM	PLAYER	G MP	A	PTS GA
1981-82	Washington	Wales Conference	Randy Carlyle	0	1	1
		Wales Conference	Michel Dion	30	--	2
1980-81	Los Angeles	Wales Conference	Randy Carlyle	0	0	0
		Wales Conference	Rick Kehoe	0	1	1
1979-80	Detroit	Wales Conference	Ron Stackhouse	1	0	1
1978-79	New York (MSG)	NHL All-Stars	No Penguins Selected			
1977-78	Buffalo	Wales Conference	Jean Pronovost	0	0	0
1976-77	Vancouver	Wales Conference	Jean Pronovost	0	0	0
1975-76	Philadelphia	Wales Conference	Dave Burrows	0	0	0
		Wales Conference	Pierre Larouche	0	0	0
		Wales Conference	Jean Pronovost	0	0	0
1974-75	Montreal	Wales Conference	Syl Apps (MVP)	2	0	2
		Wales Conference	Jean Pronovost	0	0	0
1973-74	Chicago	Western Conference	Dave Burrows	0	0	0
		Western Conference	Lowell MacDonald	1	1	2
		Western Conference	Al McDonough	1	0	1
1972-73	New York (MSG)	Western Conference	Lowell MacDonald	0	1	1
		Western Conference	Greg Polis (MVP)	2	0	2
1971-72	Bloomington, MN	Western Conference	Greg Polis	0	0	0
1970-71	Boston	Western Conference	Greg Polis	0	0	0
1969-70	St. Louis	Western Conference	Dean Prentice	1	0	1
		Western Conference	Bob Woytowich	0	1	1
1968-69	Montreal	Western Conference	Ken Schinkel	0	0	0
1967-68	Toronto	NHL ALL-STARS	Ken Schinkel	0	0	0


\* - voted to starting lineup  
 \$ - missed game due to injury  
 & - named to replace Lemieux



Kevin Stevens



Rick Tocchet



Mario Lemieux



# HONORS & AWARDS

## PROFESSIONAL HOCKEY HALL OF FAME

Red Kelly	1969
Tim Horton	1977
Andy Bathgate	1978
Leo Boivin	1986
William 'Scotty' Bowman	1991
Bob Johnson	1992
Mario Lemieux	1997
Bryan Trottier	1997
Joe Mullen	2000
Craig Patrick	2001

## U.S. HOCKEY HALL OF FAME

Bob Paradise	1989
Herb Brooks	1990
Bob Johnson	1991
Jack Kelley	1993
Craig Patrick	1996
Joe Mullen	1998
Mike Ramsey	2002

## RETIRED NUMBERS

Michel Briere	21
---------------	----

## BANNER YEARS

Patrick Division Champions	1990-91
Patrick Division Playoff Champions	1990-91
Wales Conference Champions	1990-91
Stanley Cup Champions	1990-91
Patrick Division Playoff Champions	1991-92
Wales Conference Champions	1991-92
Stanley Cup Champions	1991-92
NHL Regular Season Champions	1992-93
Patrick Division Champions	1992-93
Northeast Division Champions	1993-94
Northeast Division Champions	1995-96
Northeast Division Champions	1997-98

## 100 POINT CLUB

Pierre Larouche	1975-76
Jean Pronovost	1975-76
Mario Lemieux	1984-85, 1985-86, 1986-87, 1987-88, 1988-89, 1989-90, 1991-92, 1992-93, 1995-96, 1996-97
Rob Brown	1988-89
Paul Coffey	1988-89, 1989-90
Mark Recchi	1990-91
Kevin Stevens	1991-92, 1992-93
Rick Tocchet	1992-93
Ron Francis	1992-93, 1995-96
Jaromir Jagr	1995-96, 1997-98, 1998-99, 2000-01

## ART ROSS TROPHY

Mario Lemieux	1988, 1989, 1992, 1993, 1996, 1997
Jaromir Jagr	1995, 1998, 1999, 2000, 2001

## HART MEMORIAL TROPHY

Mario Lemieux	1988, 1993, 1996
Jaromir Jagr	1999

## LADY BYNG TROPHY

Rick Kehoe	1981
Ron Francis	1995, 1998

## CONN SMYTHE TROPHY

Mario Lemieux	1991, 1992
---------------	------------

## CALDER MEMORIAL TROPHY

Mario Lemieux	1985
---------------	------

## JAMES NORRIS TROPHY

Randy Carlyle	1981
---------------	------

## FRANK SELKE TROPHY

Ron Francis	1995
-------------	------

## BILL MASTERTON TROPHY

Lowell MacDonald	1973
Mario Lemieux	1993

## LESTER B. PEARSON AWARD

Mario Lemieux	1986, 1988, 1993, 1996
Jaromir Jagr	1999, 2000

## NHL PLUS/MINUS AWARD

Mario Lemieux	1993
Ron Francis	1995

## DODGE PERFORMER OF THE YEAR

Mario Lemieux	1988, 1989
---------------	------------

## DODGE PERFORMANCE OF THE YEAR

Mario Lemieux	1988
---------------	------

## DODGE RAM TOUGH AWARD

Mario Lemieux	1989
---------------	------

## PRO SET NHL PLAYER OF THE YEAR

Mario Lemieux	1992
---------------	------

## NHL FIRST TEAM ALL-STAR

Randy Carlyle - D	1981
Mario Lemieux - C	1988, 1989, 1993, 1996, 1997
Paul Coffey - D	1989
Kevin Stevens - LW	1992
Jaromir Jagr - RW	1995, 1996, 1998, 1999, 2000, 2001

## NHL SECOND TEAM ALL-STAR

Mario Lemieux - C	1986, 1987, 1992, 2001
Paul Coffey - D	1990
Kevin Stevens - LW	1991, 1993
Tom Barrasso - G	1993
Larry Murphy - D	1993, 1995
Jaromir Jagr - RW	1997

## NHL ALL-ROOKIE TEAM

Mario Lemieux - C	1985
Warren Young - LW	1985
Zarley Zalapski - D	1989
Jaromir Jagr - RW	1991
Patrick Lalime - G	1997
Sebastien Caron - G	2003



# 1967-68



## SEASON HIGHLIGHTS

Andy Bathgate scores the first franchise goal against Rogie Vachon and Montreal on Oct. 11.

Pittsburgh records the first victory in franchise history on Oct. 13, 3-1, at St. Louis.

The Penguins record their first home win, 4-2, over Chicago on Oct. 21. They also become the first expansion team to defeat one of the "Original Six."

Les Binkley records Pittsburgh's first shutout, 1-0, on Nov. 4 at Oakland.

Ken Schinkel represents the Penguins at the NHL All-Star Game in Toronto.

## TRANSACTIONS

**June 6, 1967** - Obtained Lou Andrea, Dunc McCallum and George Konik from the New York Rangers for Larry Jeffrey.

**Feb. 27, 1968** - Obtained Wayne Hicks from Philadelphia for Art Stratton.

## SCORING

PLAYERS	GP	G	A	PTS	PIM
Andy Bathgate	74	20	39	59	55
Ab McDonald	74	22	21	43	38
Art Stratton	70	16	25	41	20
Ken Schinkel	57	14	25	39	19
Earl Ingarfield	50	15	22	37	12
Val Fonteyne	69	6	28	34	0
Gene Ubriaco	65	18	15	33	16
Noel Price	70	6	27	33	48
Paul Andrea	65	11	21	32	2
Billy Dea	73	16	12	28	6
Keith McCreary	70	14	12	26	44
Leo Boivin	73	9	13	22	74
Wayne Hicks	47	6	14	20	8
Bob Dillabough	47	7	12	19	18
Bob Rivard	27	5	12	17	4
Bill Speer	68	3	13	16	44
George Konik	52	7	8	15	26
Al MacNeil	74	2	10	12	58
Dunc McCallum	32	0	2	2	36
Dick Mattiussi	32	0	2	2	18
Mel Pearson	2	0	1	1	0
Ted Lanyon	5	0	0	0	4
Hank Bassen	25	0	0	0	8
Les Binkley	54	0	0	0	0

## GOALTENDING

GOALIE	W-L-T	GP	MP	GA	SO	GAA
Les Binkley	20-24-10	54	3141	151	6	2.88
Hank Bassen	7-10-3	25	1299	62	1	2.86
<b>TOTALS</b>	<b>27-34-13</b>	<b>74</b>	<b>4440</b>	<b>216</b>	<b>7</b>	<b>2.92</b>

## GAMES

DATE	RESULT	SCORE	OPPONENT
Oct. 11	L	1-2	MONTREAL
Oct. 13	W	3-1	St. Louis
Oct. 14	L	2-4	St. Louis
Oct. 18	T	3-3	MINNESOTA
Oct. 19	L	0-1	Philadelphia
Oct. 21	W	4-2	CHICAGO
Oct. 22	L	4-6	New York
Oct. 25	W	4-1	OAKLAND
Oct. 28	L	3-5	LOS ANGELES
Oct. 29	L	2-4	Boston
Nov. 1	W	4-1	Minnesota
Nov. 4	W	1-0	Oakland
Nov. 8	T	1-1	PHILADELPHIA
Nov. 9	L	1-5	Detroit
Nov. 11	L	1-5	ST. LOUIS
Nov. 15	W	5-0	PHILADELPHIA
Nov. 18	W	5-3	St. Louis
Nov. 22	W	4-1	BOSTON
Nov. 24	L	3-5	Los Angeles
Nov. 25	T	2-2	Oakland
Nov. 29	W	6-1	OAKLAND
Dec. 2	L	1-4	NEW YORK
Dec. 3	L	1-6	Detroit
Dec. 6	L	2-7	Chicago
Dec. 9	W	3-2	Minnesota
Dec. 10	L	4-7	MINNESOTA
Dec. 13	W	2-1	Toronto
Dec. 16	T	1-1	CHICAGO
Dec. 17	L	1-2	Philadelphia
Dec. 21	L	1-4	Los Angeles
Dec. 23	W	4-0	MINNESOTA
Dec. 25	W	4-3	LOS ANGELES
Dec. 27	T	0-0	OAKLAND
Dec. 29	L	1-2	St. Louis
Dec. 30	L	2-5	DETROIT
Jan. 4	W	4-3	LOS ANGELES
Jan. 6	T	2-2	PHILADELPHIA
Jan. 7	L	1-3	Philadelphia
Jan. 10	L	3-4	MONTREAL
Jan. 12	W	4-3	TORONTO
Jan. 13	L	0-7	Toronto
Jan. 17	T	1-1	Oakland
Jan. 18	L	2-3	Los Angeles
Jan. 20	W	8-5	DETROIT
Jan. 21	L	3-4	Minnesota
Jan. 27	L	3-5	LOS ANGELES
Jan. 28	W	1-0	Boston
Jan. 31	L	4-9	St. Louis
Feb. 1	W	2-0	ST. LOUIS
Feb. 3	T	3-3	TORONTO
Feb. 7	W	4-1	Oakland
Feb. 8	L	1-3	Los Angeles
Feb. 10	T	2-2	NEW YORK
Feb. 14	W	6-3	MINNESOTA
Feb. 16	L	1-3	ST. LOUIS
Feb. 17	L	3-4	Montreal
Feb. 21	T	1-1	PHILADELPHIA
Feb. 24	L	1-3	OAKLAND
Feb. 25	W	2-1	Philadelphia
Feb. 27	L	3-5	BOSTON
Mar. 2	T	6-6	OAKLAND
Mar. 6	L	2-4	St. Louis
Mar. 7	T	2-2	Minnesota
Mar. 9	W	3-1	LOS ANGELES
Mar. 13	L	3-4	Chicago
Mar. 16	L	4-6	Montreal
Mar. 17	L	0-3	New York
Mar. 20	W	4-2	ST. LOUIS
Mar. 23	L	0-3	Minnesota
Mar. 24	T	4-4	MINNESOTA
Mar. 26	W	2-1	Los Angeles
Mar. 27	W	7-4	Oakland
Mar. 30	W	2-0	Philadelphia
Mar. 31	W	5-1	PHILADELPHIA

**Record: 27-34-13, Fifth in Western Division**





# 1968-69

## SEASON HIGHLIGHTS

The Penguins record their first franchise victory in Montreal, 5-2, on Jan. 2.

Ken Schinkel makes his second appearance in the NHL All-Star Game.

Keith McCreary scores 25 goals to pace the Penguins.

The Penguins finish the season with a six-game unbeaten streak (5-0-1).

## TRANSACTIONS

**June 11, 1968** - Obtained Lou Angotti from St. Louis for Ab McDonald.

**Nov. 29, 1968** - Obtained Billy Harris from Oakland for Bob Dillabough.

**Jan. 24, 1969** - Obtained Duane Rupp from Minnesota for Leo Boivin.

**Jan. 30, 1969** - Obtained George Swarbrick, Bryan Watson and Tracy Pratt from Oakland for Earl Ingarfield, Dick Mattiussi and Gene Ubriaco.

## SCORING

PLAYERS	GP	G	A	PTS	PIM
Ken Schinkel	76	18	34	52	18
Charlie Burns	76	13	38	51	22
Keith McCreary	70	25	23	48	42
Earl Ingarfield	66	16	30	46	12
Jean Pronovost	76	16	25	41	41
Gene Ubriaco	75	19	18	37	28
Lou Angotti	71	17	20	37	36
Val Fonteyne	74	12	17	29	2
Wally Boyer	62	10	19	29	17
Bob Woytowich	71	9	20	29	62
Leo Boivin	69	6	19	25	42
Billy Harris	73	7	17	24	10
George Swarbrick	69	4	19	23	103
Noel Price	73	2	18	20	61
Bob Dillabough	62	7	12	19	6
Billy Dea	66	10	8	18	4
Dunc McCallum	62	5	13	18	81
Duane Rupp	59	5	11	16	32
Paul Andrea	25	7	6	13	2
Dick Mattiussi	36	1	11	12	30
Bryan Watson	68	2	7	9	132
Bill Speer	34	1	4	5	27
Tracy Pratt	18	0	5	5	34
Ron Snell	4	3	1	4	6
Doug Barrie	8	1	1	2	8
Gary Swain	9	1	1	2	0
John Arbour	17	0	2	2	35
Jean Guy Lagace	17	0	1	1	14
Bill Lecaine	4	0	0	0	0
Joe Daley	29	0	0	0	2
Les Binkley	50	0	0	0	0
Marv Edwards	1	0	0	0	0

## GOALTENDING

GOALIE	W-L-T	GP	MP	GA	SO	GAA
Joe Daley	10-13-3	29	1615	87	2	3.23
Les Binkley	10-31-8	50	2885	158	0	3.29
Marv Edwards	0-1-0	1	60	3	0	3.00
<b>TOTALS</b>	<b>20-45-11</b>	<b>76</b>	<b>4560</b>	<b>252</b>	<b>2</b>	<b>3.32</b>

## GAMES

DATE	RESULT	SCORE	OPPONENT
Oct. 12	T	1-1	MONTREAL
Oct. 16	T	2-2	Toronto
Oct. 17	L	0-3	Philadelphia
Oct. 19	L	1-5	BOSTON
Oct. 23	L	5-8	CHICAGO
Oct. 26	W	4-2	ST. LOUIS
Oct. 30	L	3-7	New York
Nov. 2	L	2-3	Los Angeles
Nov. 3	W	3-1	Oakland
Nov. 6	L	1-3	ST. LOUIS
Nov. 7	L	4-5	Montreal
Nov. 9	L	0-3	PHILADELPHIA
Nov. 13	L	5-6	Chicago
Nov. 14	L	4-6	CHICAGO
Nov. 16	L	1-2	NEW YORK
Nov. 20	L	2-5	Toronto
Nov. 21	W	3-1	OAKLAND
Nov. 23	T	2-2	LOS ANGELES
Nov. 27	T	3-3	TORONTO
Nov. 28	W	3-2	Chicago
Nov. 30	W	4-2	Los Angeles
Dec. 1	T	4-4	Oakland
Dec. 4	L	2-7	DETROIT
Dec. 7	T	1-1	St. Louis
Dec. 8	L	1-4	TORONTO
Dec. 11	W	4-2	Minnesota
Dec. 14	L	1-2	LOS ANGELES
Dec. 15	L	3-5	Boston
Dec. 17	L	2-8	Philadelphia
Dec. 21	L	1-3	MINNESOTA
Dec. 22	L	1-3	Chicago
Dec. 25	W	6-3	DETROIT
Dec. 26	L	2-3	St. Louis
Dec. 28	L	3-4	OAKLAND
Dec. 31	L	4-3	MONTREAL
Jan. 2	W	5-2	Montreal
Jan. 4	T	1-1	PHILADELPHIA
Jan. 5	L	1-2	Detroit
Jan. 9	W	7-2	MINNESOTA
Jan. 11	L	2-4	OAKLAND
Jan. 12	L	4-8	Boston
Jan. 15	W	3-1	Minnesota
Jan. 16	L	2-3	Detroit
Jan. 18	L	0-4	Los Angeles
Jan. 19	L	3-6	Oakland
Jan. 23	L	1-3	MINNESOTA
Jan. 25	L	0-2	TORONTO
Jan. 26	L	3-5	Philadelphia
Jan. 29	L	1-2	ST. LOUIS
Feb. 1	T	2-2	PHILADELPHIA
Feb. 2	L	3-7	New York
Feb. 5	W	3-2	NEW YORK
Feb. 8	L	2-4	LOS ANGELES
Feb. 9	L	1-3	Minnesota
Feb. 12	L	0-2	St. Louis
Feb. 15	T	4-4	OAKLAND
Feb. 16	L	0-4	MONTREAL
Feb. 19	W	3-0	BOSTON
Feb. 20	L	0-3	Detroit
Feb. 22	W	3-2	DETROIT
Feb. 27	W	4-3	CHICAGO
Mar. 1	T	3-3	Toronto
Mar. 2	L	0-4	Boston
Mar. 5	W	4-2	ST. LOUIS
Mar. 8	L	3-5	NEW YORK
Mar. 12	L	3-4	New York
Mar. 15	L	1-3	Los Angeles
Mar. 16	L	2-7	Oakland
Mar. 19	L	2-3	BOSTON
Mar. 20	L	3-5	Montreal
Mar. 22	W	2-1	St. Louis
Mar. 23	W	5-0	MINNESOTA
Mar. 25	W	3-1	Minnesota
Mar. 26	W	8-4	LOS ANGELES
Mar. 29	T	3-3	Philadelphia
Mar. 30	W	2-1	PHILADELPHIA

**Record: 20-45-11, Fifth in Western Division**

# 1969-70



## SEASON HIGHLIGHTS

Leonard "Red" Kelly is named Penguins coach on July 2.

Bob Woytowich and Dean Prentice are named to the Western Division All-Star squad.

Dean Prentice sets a new Penguins mark with 26 goals during the regular season.

The Penguins sweep the Oakland Seals, 4-0, in the team's first playoff appearance.

Red Kelly is named the Hockey News' "Coach of the Year."

## TRANSACTIONS

**June 6, 1969** - Obtained Ron Schock and Craig Cameron from St. Louis for Lou Angotti and a first round choice in the 1971 Entry Draft.

**Oct. 28, 1969** - Obtained Mike McMahon from Detroit for Billy Dea.

## SCORING

Players	GP	G	A	PTS	PIM
Dean Prentice	75	26	25	51	14
Ken Schinkel	72	20	25	45	19
Michel Briere	76	12	32	44	20
Jean Pronovost	72	20	21	41	45
Bob Woytowich	68	8	25	33	49
Bryan Hextall	66	12	19	31	87
Ron Schock	76	8	21	29	40
Keith McCreary	60	18	8	26	67
Glen Sather	76	12	14	26	114
Val Fonteyne	68	11	15	26	2
Wally Boyer	72	11	12	23	34
Nick Harbaruk	74	5	17	22	56
Jim Morrison	59	5	15	20	40
Duane Rupp	64	2	14	16	18
Tracy Pratt	65	5	7	12	124
Bob Blackburn	60	4	7	11	51
Bryan Watson	61	1	9	10	189
Mike McMahon	12	1	3	4	19
Rick Kessell	8	1	2	3	2
Ron Snell	3	0	1	1	0
George Swarbrick	12	0	1	1	8
Les Binkley	27	0	1	1	0
Dunc McCallum	14	0	0	0	16
Al Smith	46	0	0	0	20
Bench					4

## GOALTENDING

GOALIE	W-L-T	GP	MP	GA	SO	GAA
Joe Daley	1-5-3	9	528	26	0	2.95
Al Smith	15-20-8	46	2555	129	2	3.03
Les Binkley	10-13-1	27	1477	79	3	3.21
<b>TOTALS</b>	<b>26-38-12</b>	<b>76</b>	<b>4560</b>	<b>234</b>	<b>5</b>	<b>3.13</b>

## GAMES

DATE	RESULT	SCORE	OPPONENT
Oct. 11	T	2-2	OAKLAND
Oct. 16	T	3-3	PHILADELPHIA
Oct. 18	T	3-3	BOSTON
Oct. 19	L	0-4	Boston
Oct. 21	L	3-4	Oakland
Oct. 22	L	0-2	Los Angeles
Oct. 25	W	4-1	Minnesota
Oct. 29	L	1-3	NEW YORK
Nov. 1	W	6-3	MINNESOTA
Nov. 2	L	3-4	Detroit
Nov. 5	L	2-4	DETROIT
Nov. 8	L	1-4	CHICAGO
Nov. 12	W	3-0	Toronto
Nov. 13	L	0-4	St. Louis
Nov. 15	W	3-1	LOS ANGELES
Nov. 19	L	0-4	ST. LOUIS
Nov. 22	W	5-3	PHILADELPHIA
Nov. 23	L	2-3	Chicago
Nov. 26	T	4-4	Minnesota
Nov. 29	W	5-3	OAKLAND
Nov. 30	T	3-3	Philadelphia
Dec. 3	W	2-1	DETROIT
Dec. 6	L	0-5	Toronto
Dec. 7	W	3-2	TORONTO
Dec. 10	W	2-0	Los Angeles
Dec. 12	L	1-4	Oakland
Dec. 14	L	1-2	Boston
Dec. 17	L	2-5	MONTREAL
Dec. 20	L	4-6	BOSTON
Dec. 21	L	0-4	Philadelphia
Dec. 26	W	3-2	New York
Dec. 27	L	0-3	CHICAGO
Dec. 31	W	4-2	MONTREAL
Jan. 3	L	0-6	St. Louis
Jan. 4	T	4-4	TORONTO
Jan. 7	L	3-5	NEW YORK
Jan. 8	L	1-3	Montreal
Jan. 10	L	3-5	DETROIT
Jan. 14	L	0-5	Chicago
Jan. 17	L	0-4	Toronto
Jan. 18	W	6-4	Philadelphia
Jan. 21	T	3-3	OAKLAND
Jan. 24	W	4-2	LOS ANGELES
Jan. 25	L	1-3	Boston
Jan. 28	T	4-4	TORONTO
Jan. 31	W	2-1	ST. LOUIS
Feb. 1	L	0-6	New York
Feb. 4	W	7-5	Minnesota
Feb. 7	W	3-1	LOS ANGELES
Feb. 8	W	6-3	MINNESOTA
Feb. 11	L	1-7	Chicago
Feb. 14	L	0-3	BOSTON
Feb. 15	W	4-2	Detroit
Feb. 17	W	4-2	PHILADELPHIA
Feb. 19	W	6-1	Los Angeles
Feb. 21	L	3-6	Oakland
Feb. 25	L	2-3	Montreal
Feb. 26	W	1-0	LOS ANGELES
Feb. 28	W	3-2	OAKLAND
Mar. 4	W	2-1	MONTREAL
Mar. 5	L	3-5	Detroit
Mar. 7	T	2-2	ST. LOUIS
Mar. 8	T	0-0	New York
Mar. 11	T	2-2	Oakland
Mar. 12	L	1-4	Los Angeles
Mar. 14	L	3-6	Minnesota
Mar. 18	L	0-2	NEW YORK
Mar. 19	L	1-3	St. Louis
Mar. 21	L	3-5	CHICAGO
Mar. 22	L	4-5	Montreal
Mar. 25	W	2-0	MINNESOTA
Mar. 28	W	2-1	Philadelphia
Mar. 29	T	5-5	ST. LOUIS
Apr. 1	W	4-1	PHILADELPHIA
Apr. 4	L	1-3	St. Louis
Apr. 5	L	1-5	MINNESOTA

**Record: 26-38-12, Second in Western Division**





# 1970-71

## SEASON HIGHLIGHTS

Penguins post a seven-game home winning streak from Jan. 13 through Feb. 13.

Greg Polis is named to the Western Division All-Star Team.

Jean Pronovost records five points (2+3) during an 8-2 win against Detroit on Mar. 24.

The Penguins set a home record with 18 wins, and set a team record with 20 ties during the season.

## TRANSACTIONS

**Jan. 26, 1971** - Obtained Syl Apps and Sheldon Kannegiesser from the New York Rangers for Glen Sather.

**Jan. 31, 1971** - Obtained Jean Guy Legace from Buffalo for Terry Bell.

## SCORING

Players	GP	G	A	PTS	PIM
Bryan Hextall	76	16	32	48	133
Jean Pronovost	78	21	24	45	35
Andy Bathgate	76	15	29	44	34
Wally Boyer	68	11	30	41	30
Ron Schock	71	14	26	40	20
Dean Prentice	69	21	17	38	18
Ken Schinkel	50	15	19	34	6
Keith McCreary	59	21	12	33	24
Greg Polis	61	18	15	33	40
Duane Rupp	59	5	28	33	34
Dunc McCallum	77	9	20	29	95
Bob Woytowich	78	4	22	26	30
Nick Harbaruk	73	13	12	25	108
Syl Apps	31	9	16	25	19
Rod Zaine	37	8	5	13	21
Val Fonteyne	70	4	9	13	0
Glen Sather	46	8	3	11	96
Jim Morrison	73	0	10	10	32
Bob Blackburn	64	4	5	9	54
Bryan Watson	43	2	6	8	119
John Stewart	15	2	1	3	9
Robin Burns	10	0	3	3	4
Yvon Labre	21	1	1	2	19
Rick Kessel	6	0	2	2	2
Shel. Kannegiesser	18	0	2	2	29
Steve Cardwell	5	0	1	1	15
Lowell MacDonald	10	0	1	1	0
Paul Hoganson	2	0	0	0	0
Cam Newton	5	0	0	0	4
Les Binkley	34	0	0	0	0
Al Smith	47	0	0	0	41
Bench					6

## GOALTENDING

GOALIE	W-L-T	GP	MP	GA	SO	GAA
Les Binkley	11-11-10	34	1870	89	2	2.85
Al Smith	9-22-9	45	2472	128	2	3.10
Cam Newton	1-3-1	5	281	16	0	3.41
Paul Hoganson	0-1-0	2	57	7	0	7.36
<b>TOTALS</b>	<b>21-37-20</b>	<b>78</b>	<b>4680</b>	<b>240</b>	<b>4</b>	<b>3.07</b>

## GAMES

DATE	RESULT	SCORE	OPPONENT
Oct. 10	L	1-2	BUFFALO
Oct. 15	L	2-4	MINNESOTA
Oct. 17	T	0-0	PHILADELPHIA
Oct. 18	T	1-1	Buffalo
Oct. 21	L	2-4	Los Angeles
Oct. 23	W	3-1	California
Oct. 25	T	1-1	Vancouver
Oct. 28	W	5-3	LOS ANGELES
Oct. 31	L	2-5	CHICAGO
Nov. 1	L	2-3	Philadelphia
Nov. 4	W	8-3	VANCOUVER
Nov. 7	T	2-2	BOSTON
Nov. 8	T	3-3	Detroit
Nov. 10	L	1-5	LOS ANGELES
Nov. 11	T	3-3	New York
Nov. 14	W	6-1	CALIFORNIA
Nov. 19	L	0-1	ST. LOUIS
Nov. 21	W	6-1	DETROIT
Nov. 22	L	2-4	Boston
Nov. 24	T	4-4	Toronto
Nov. 25	T	4-4	BUFFALO
Nov. 28	L	1-5	Montreal
Nov. 29	L	2-6	New York
Dec. 2	T	3-3	MONTREAL
Dec. 5	W	3-1	VANCOUVER
Dec. 6	L	3-6	Boston
Dec. 8	W	4-0	TORONTO
Dec. 9	T	2-2	Minnesota
Dec. 11	L	2-3	St. Louis
Dec. 12	L	0-1	MINNESOTA
Dec. 16	L	2-4	TORONTO
Dec. 19	W	9-1	DETROIT
Dec. 20	L	1-2	Chicago
Dec. 23	L	1-6	New York
Dec. 25	L	4-8	Boston
Dec. 26	W	4-2	BOSTON
Dec. 30	T	3-3	Montreal
Dec. 31	W	4-1	MINNESOTA
Jan. 2	L	1-3	NEW YORK
Jan. 6	L	3-4	Philadelphia
Jan. 9	L	2-5	Toronto
Jan. 13	W	4-2	LOS ANGELES
Jan. 14	T	2-2	Detroit
Jan. 16	W	4-3	Vancouver
Jan. 20	W	4-2	California
Jan. 21	L	2-4	Los Angeles
Jan. 23	W	4-1	VANCOUVER
Jan. 27	W	3-1	TORONTO
Jan. 28	L	1-4	Chicago
Jan. 30	W	3-1	CHICAGO
Feb. 3	W	6-1	CALIFORNIA
Feb. 5	T	2-2	St. Louis
Feb. 7	L	0-1	Chicago
Feb. 9	L	1-4	Montreal
Feb. 10	W	5-3	PHILADELPHIA
Feb. 13	W	5-4	CHICAGO
Feb. 14	L	4-5	Minnesota
Feb. 17	L	3-4	Toronto
Feb. 18	T	6-6	Buffalo
Feb. 20	L	0-2	NEW YORK
Feb. 24	T	5-5	ST. LOUIS
Feb. 27	L	0-4	NEW YORK
Feb. 28	L	2-4	Detroit
Mar. 3	W	4-0	MONTREAL
Mar. 6	L	3-6	BOSTON
Mar. 7	T	3-3	CALIFORNIA
Mar. 10	T	2-2	PHILADELPHIA
Mar. 13	T	0-0	MINNESOTA
Mar. 14	L	1-5	MONTREAL
Mar. 17	L	2-5	California
Mar. 19	L	4-6	Vancouver
Mar. 20	L	4-8	Los Angeles
Mar. 24	W	8-2	DETROIT
Mar. 28	L	1-3	Philadelphia
Mar. 31	L	4-6	BUFFALO
Apr. 1	T	3-3	Buffalo
Apr. 3	L	3-4	St. Louis
Apr. 4	T	1-1	ST. LOUIS

**Record: 21-37-20, Sixth in Western Division**

# 1971-72



## SEASON HIGHLIGHTS

Red Kelly relinquishes general manager duties, and Jack Riley is named to the post.

Jim Rutherford posts a seven-game unbeaten streak from Mar. 14 through Apr. 2.

Syl Apps sets a new team mark with 44 assists, and ties the team record with 59 points during the regular season.

Jean Pronovost and Greg Polis become the first Penguins to reach the 30-goal mark.

Pittsburgh returns to the playoffs, but is swept in the first round by Chicago, 4-0.

## TRANSACTIONS

**Jan. 11, 1972** - Obtained Al McDonough from Los Angeles for Bob Woytowich.

**Mar. 4, 1972** - Obtained Eddie Shack from Buffalo for Rene Robert.

## SCORING

Players	GP	G	A	PTS	PIM
Syl Apps	72	15	44	59	78
Jean Pronovost	68	30	23	53	12
Greg Polis	76	30	19	49	38
Ron Schock	77	17	29	46	22
Ken Schinkel	74	15	30	45	8
Bryan Hextall	78	20	24	44	126
Darryl Edestrand	77	10	23	33	52
Bob Leiter	78	14	17	31	18
Nick Harbaruk	78	12	17	29	46
Duanne Rupp	34	4	18	22	32
Bryan Watson	75	3	17	20	212
Val Fonteyne	68	6	13	19	0
Al McDonough	37	7	11	18	8
Rene Robert	49	7	11	18	42
Steve Cardwell	28	7	8	15	18
Eddie Shack	13	5	9	14	12
Dave Burrows	77	2	10	12	48
Tim Horton	44	2	9	11	40
John Stewart	25	2	8	10	23
Keith McCreary	33	4	4	8	22
Joe Norris	35	2	5	7	20
Shel. Kannegiesser	54	2	4	6	47
Bob Woytowich	31	1	4	5	8
Bill Hicke	12	2	0	2	6
Brian McKenzie	6	1	1	2	4
Wally Boyer	1	0	1	1	0
Rick Kessell	3	0	1	1	0
Roy Edwards	15	0	1	1	0
Robin Burns	5	0	0	0	8
Les Binkley	31	0	0	0	2
Jim Rutherford	40	0	0	0	16
Bench					8

## GOALTENDING

GOALIE	W-L-T	GP	MP	GA	SO	GAA
Roy Edwards	2-8-4	15	847	36	0	2.55
Jim Rutherford	17-15-5	40	2160	116	1	3.22
Les Binkley	7-15-5	31	1673	98	0	3.51
<b>TOTALS</b>	<b>26-38-14</b>	<b>78</b>	<b>4680</b>	<b>258</b>	<b>1</b>	<b>3.30</b>

## GAMES

DATE	RESULT	SCORE	OPPONENT
Oct. 9	W	3-2	PHILADELPHIA
Oct. 10	L	1-2	Buffalo
Oct. 13	W	4-1	Los Angeles
Oct. 16	W	2-1	Vancouver
Oct. 17	W	4-2	California
Oct. 20	W	8-1	LOS ANGELES
Oct. 23	L	2-5	CHICAGO
Oct. 24	T	1-1	New York
Oct. 27	L	4-6	CALIFORNIA
Oct. 28	L	0-2	Minnesota
Oct. 30	T	1-1	NEW YORK
Oct. 31	L	1-3	Detroit
Nov. 3	L	3-5	California
Nov. 5	L	2-4	Vancouver
Nov. 7	L	1-4	Chicago
Nov. 9	W	4-1	St. Louis
Nov. 10	W	3-1	VANCOUVER
Nov. 13	W	6-4	LOS ANGELES
Nov. 16	L	1-5	MINNESOTA
Nov. 18	L	3-4	Minnesota
Nov. 20	L	2-4	ST. LOUIS
Nov. 21	L	3-7	Chicago
Nov. 24	L	1-2	TORONTO
Nov. 27	L	1-3	Montreal
Dec. 1	W	4-2	DETROIT
Dec. 4	W	4-2	NEW YORK
Dec. 5	L	3-5	Boston
Dec. 8	T	1-1	CALIFORNIA
Dec. 11	T	3-3	BUFFALO
Dec. 12	L	1-6	New York
Dec. 15	L	2-3	Toronto
Dec. 18	L	3-4	BOSTON
Dec. 19	T	2-2	Boston
Dec. 22	L	2-4	New York
Dec. 25	W	4-2	MONTREAL
Dec. 26	L	1-6	Philadelphia
Dec. 28	L	2-4	TORONTO
Dec. 31	T	3-3	BUFFALO
Jan. 5	T	3-3	Chicago
Jan. 8	L	0-4	CHICAGO
Jan. 9	L	2-4	Detroit
Jan. 12	T	2-2	BOSTON
Jan. 13	L	1-7	Montreal
Jan. 15	W	4-2	PHILADELPHIA
Jan. 19	L	1-6	VANCOUVER
Jan. 22	L	0-1	St. Louis
Jan. 23	T	3-3	MONTREAL
Jan. 26	L	1-2	ST. LOUIS
Jan. 29	L	2-4	CHICAGO
Jan. 30	L	0-4	Philadelphia
Feb. 3	W	4-3	St. Louis
Feb. 5	L	1-8	Los Angeles
Feb. 9	W	4-1	Toronto
Feb. 10	W	6-1	LOS ANGELES
Feb. 12	L	3-8	NEW YORK
Feb. 13	W	6-4	VANCOUVER
Feb. 16	W	4-2	TORONTO
Feb. 17	W	2-0	Buffalo
Feb. 19	L	2-6	DETROIT
Feb. 20	L	0-2	Minnesota
Feb. 23	L	0-2	Toronto
Feb. 26	W	5-2	PHILADELPHIA
Feb. 27	L	3-5	Montreal
Mar. 2	W	7-4	DETROIT
Mar. 4	W	4-2	MINNESOTA
Mar. 5	L	3-6	Detroit
Mar. 8	L	4-5	MONTREAL
Mar. 11	W	6-4	BOSTON
Mar. 12	T	4-4	Boston
Mar. 14	W	7-4	Vancouver
Mar. 18	T	4-4	Los Angeles
Mar. 19	T	3-3	California
Mar. 23	L	3-4	BUFFALO
Mar. 25	W	3-2	MINNESOTA
Mar. 26	T	2-2	Buffalo
Mar. 29	W	5-4	CALIFORNIA
Apr. 1	T	4-4	Philadelphia
Apr. 2	W	6-2	ST. LOUIS

**Record: 26-38-14, Fourth in Western Division**





# 1972-73

## SEASON HIGHLIGHTS

The Penguins set the NHL records for fastest five goals (2:07) and the fastest six goals (5:02) on Nov. 22 vs. St. Louis.

Syl Apps records six points (3+3) in a 9-1 win against the NY Islanders on Dec. 13.

Ken Schinkel is named the third head coach in Penguins history on Jan. 13, one day after retiring as a player.

Greg Polis is named MVP of the All-Star Game at Madison Square Garden after recording two goals for the Western Division.

Syl Apps sets the team record with 85 points and 56 assists.

Al McDonough sets a new team mark with 35 goals.

## TRANSACTIONS

**Feb. 25, 1973** - Obtained Andy Brown from Detroit for a third round choice in the 1973 Entry Draft and cash.

## SCORING

Players	GP	G	A	PTS	PIM
Syl Apps	77	29	56	85	18
Al McDonough	78	35	41	76	26
Lowell MacDonald	78	34	41	75	8
Bryan Hextall	78	21	33	54	113
Greg Polis	78	26	23	49	36
Ron Schock	78	13	36	49	23
Eddie Shack	74	25	20	45	84
Jean Pronovost	66	21	22	43	16
Darryl Edestrand	78	15	24	39	88
Dave Burrows	78	3	24	27	42
Nick Harbaruk	78	10	15	25	47
Ken Schinkel	42	11	10	21	16
Duane Rupp	78	7	13	20	62
Jack Lynch	47	1	18	19	40
Bryan Watson	69	1	17	18	179
Rick Kessel	66	1	13	14	0
Jean Guy Lagace	31	1	5	6	32
Steve Cardwell	20	2	2	4	2
Jim Shires	18	1	2	3	2
Robin Burns	26	0	2	2	20
Jim Wiley	4	0	1	1	0
Cam Newton	11	0	1	1	2
Denis Herron	18	0	1	1	0
Shel. Kannegiesser	3	0	0	0	0
Andy Brown	9	0	0	0	2
Ron Lalonde	11	0	0	0	2
Jim Rutherford	49	0	0	0	0
Bench					6

## GOALTENDING

GOALIE	W-L-T	GP	MP	GA	SO	GAA
Jim Rutherford	20-22-5	49	2660	129	3	2.91
Denis Herron	6-7-2	18	967	55	2	3.41
Cam Newton	3-4-0	11	533	35	0	3.94
Andy Brown	3-4-2	9	520	41	0	4.73
<b>TOTALS</b>	<b>32-37-9</b>	<b>78</b>	<b>4680</b>	<b>265</b>	<b>5</b>	<b>3.40</b>

## GAMES

DATE	RESULT	SCORE	OPPONENT
Oct. 7	W	4-2	LOS ANGELES
Oct. 11	W	5-2	St. Louis
Oct. 14	W	5-2	CALIFORNIA
Oct. 15	L	4-8	Boston
Oct. 17	W	5-0	NY ISLANDERS
Oct. 18	L	3-4	Toronto
Oct. 21	L	2-4	BOSTON
Oct. 24	W	4-0	Vancouver
Oct. 27	L	3-6	California
Oct. 28	L	2-5	Los Angeles
Nov. 1	L	1-7	MONTREAL
Nov. 2	L	2-4	Philadelphia
Nov. 4	W	6-4	NY RANGERS
Nov. 5	T	1-1	Detroit
Nov. 8	W	5-2	PHILADELPHIA
Nov. 11	L	3-4	VANCOUVER
Nov. 12	L	0-1	Buffalo
Nov. 15	W	7-1	MINNESOTA
Nov. 18	W	6-1	ATLANTA
Nov. 19	W	5-3	NY Rangers
Nov. 22	W	10-4	ST. LOUIS
Nov. 25	T	2-2	NY ISLANDERS
Nov. 26	L	2-6	Atlanta
Nov. 29	W	7-4	TORONTO
Dec. 2	W	3-2	CHICAGO
Dec. 3	L	2-4	Chicago
Dec. 6	T	4-4	California
Dec. 9	L	1-3	Los Angeles
Dec. 13	W	9-1	NY ISLANDERS
Dec. 16	W	5-3	ATLANTA
Dec. 17	L	1-9	NY Rangers
Dec. 19	L	2-3	BOSTON
Dec. 23	L	3-6	Montreal
Dec. 26	T	1-1	Detroit
Dec. 27	T	3-3	Toronto
Dec. 29	L	0-4	TORONTO
Dec. 30	T	2-2	DETROIT
Jan. 2	L	4-5	St. Louis
Jan. 3	W	5-3	Chicago
Jan. 6	W	4-2	VANCOUVER
Jan. 7	L	0-3	NY Rangers
Jan. 10	L	1-2	DETROIT
Jan. 13	W	3-1	LOS ANGELES
Jan. 14	L	2-3	Detroit
Jan. 17	L	4-6	Montreal
Jan. 18	L	2-5	MONTREAL
Jan. 20	W	3-0	BOSTON
Jan. 21	L	3-9	Chicago
Jan. 24	W	5-2	TORONTO
Jan. 25	L	3-6	Philadelphia
Jan. 27	L	3-5	PHILADELPHIA
Jan. 31	W	4-1	LOS ANGELES
Feb. 3	W	2-1	MINNESOTA
Feb. 4	L	3-4	Minnesota
Feb. 7	L	2-5	Montreal
Feb. 10	L	3-6	Boston
Feb. 14	W	6-2	VANCOUVER
Feb. 17	T	3-3	BUFFALO
Feb. 18	L	1-4	Buffalo
Feb. 20	W	4-1	NY Islanders
Feb. 22	W	2-1	NY ISLANDERS
Feb. 24	W	2-0	CHICAGO
Feb. 25	L	1-2	Buffalo
Feb. 28	W	4-2	ST. LOUIS
Mar. 3	L	1-2	CALIFORNIA
Mar. 4	L	2-5	MINNESOTA
Mar. 7	L	4-10	Minnesota
Mar. 10	L	4-5	NY RANGERS
Mar. 11	L	2-3	Philadelphia
Mar. 14	W	3-2	Los Angeles
Mar. 16	T	5-5	California
Mar. 17	L	1-6	Vancouver
Mar. 21	W	5-2	CALIFORNIA
Mar. 24	T	4-4	BUFFALO
Mar. 25	W	4-2	Atlanta
Mar. 28	W	6-3	ATLANTA
Mar. 31	L	2-7	St. Louis
Apr. 1	W	5-4	PHILADELPHIA

**Record: 32-37-9, Fifth in Western Division**

# 1973-74



## SEASON HIGHLIGHTS

Marc Boileau replaces Ken Schinkel as head coach on Feb. 6, and compiles a 14-10-4 record.

The "Century Line" of Syl Apps, Jean Pronovost and Lowell MacDonald combines for 107 goals, the second-highest total in the NHL.

Syl Apps finishes seventh in league scoring with 85 points (24+61), and Lowell Mac Donald finishes ninth overall with 82 points (43+39).

Apps' 61 assists and MacDonald's 43 goals both set new team records.

## TRANSACTIONS

**Jan. 17, 1974** - Obtained Ron Stackhouse from Detroit for Jim Rutherford and Jack Lynch.

**Jan. 17, 1974** - Obtained Bob Kelly, Ab DeMarco and Steve Durbano From New York Rangers for Greg Polis, Bryan Watson and a second round choice in the 1974 Entry Draft.

## SCORING

Players	GP	G	A	PTS	PIM
Syl Apps	75	24	61	85	37
Lowell MacDonald	78	43	39	82	14
Jean Pronovost	77	40	32	72	22
Ron Schock	77	14	29	43	22
Al McDonough	37	14	22	36	12
Ron Stackhouse	69	6	29	35	66
Bob Kelly	67	16	18	34	123
Chuck Arnason	74	20	11	31	17
Ab DeMarco	57	10	21	31	15
Greg Polis	41	14	13	27	32
Ron Lalonde	73	10	17	27	14
Steve Durbano	69	8	19	27	284
Wayne Bianchin	69	12	13	25	38
Bernie Lukowich	53	9	10	19	32
Bob McManama	47	5	14	19	18
Dave Burrows	71	3	14	17	30
Ted Snell	55	4	12	16	8
Nick Beverley	67	2	14	16	21
Blaine Stoughton	34	5	6	11	8
Bob Paradise	56	2	8	10	52
Bryan Hextall	37	2	7	9	39
Jean Guy Lagace	31	2	6	8	34
Jack Lynch	17	0	7	7	21
Bryan Watson	38	1	4	5	137
Yvon Labre	16	1	2	3	13
Larry Bignell	20	0	3	3	2
Jim Wiley	22	0	3	3	2
Ron Jones	25	0	3	3	15
Jim Rutherford	26	0	1	1	2
Darryl Edestrand	3	0	0	0	0
Hank Nowak	13	0	0	0	11
Denis Herron	5	0	0	0	0
Gary Inness	20	0	0	0	0
Andy Brown	36	0	0	0	60
Bench					10

## GOALTENDING

GOALIE	W-L-T	GP	MP	GA	SO	GAA
Gary Inness	7-10-1	20	1032	56	0	3.26
Jim Rutherford	7-12-4	26	1432	82	0	3.44
Andy Brown	13-16-4	36	1956	115	1	3.53
Denis Herron	1-3-0	5	260	18	0	4.15
<b>TOTALS</b>	<b>28-41-9</b>	<b>78</b>	<b>4680</b>	<b>273</b>	<b>1</b>	<b>3.50</b>

## GAMES

DATE	RESULT	SCORE	OPPONENT
Oct. 12	W	4-3	Atlanta
Oct. 13	L	2-8	NY RANGERS
Oct. 17	W	4-2	Minnesota
Oct. 20	W	5-3	CALIFORNIA
Oct. 21	L	2-8	Boston
Oct. 24	L	2-3	MONTREAL
Oct. 27	L	0-6	PHILADELPHIA
Oct. 28	W	7-2	NY RANGERS
Oct. 31	T	1-1	Montreal
Nov. 3	L	0-6	Toronto
Nov. 4	L	0-7	Philadelphia
Nov. 7	T	1-1	NY ISLANDERS
Nov. 10	T	4-4	ATLANTA
Nov. 13	W	5-2	MINNESOTA
Nov. 15	L	3-5	St. Louis
Nov. 17	L	1-4	CHICAGO
Nov. 18	L	0-7	NY Rangers
Nov. 21	W	5-4	VANCOUVER
Nov. 22	W	4-2	Toronto
Nov. 24	L	2-5	MONTREAL
Nov. 28	L	3-4	TORONTO
Dec. 1	T	2-2	ATLANTA
Dec. 2	L	1-2	Chicago
Dec. 5	L	1-4	Los Angeles
Dec. 7	L	3-4	California
Dec. 8	L	2-3	Vancouver
Dec. 12	W	9-1	CALIFORNIA
Dec. 15	L	0-2	DETROIT
Dec. 16	W	2-1	Atlanta
Dec. 20	L	5-6	Boston
Dec. 22	L	1-4	NY RANGERS
Dec. 23	L	2-3	Buffalo
Dec. 26	T	2-2	Detroit
Dec. 28	L	1-3	ST. LOUIS
Dec. 29	L	2-4	CHICAGO
Jan. 2	L	4-8	Minnesota
Jan. 3	L	1-6	Buffalo
Jan. 5	W	5-2	BUFFALO
Jan. 9	L	4-6	TORONTO
Jan. 12	W	5-2	BUFFALO
Jan. 13	L	3-5	BOSTON
Jan. 16	L	0-2	LOS ANGELES
Jan. 18	W	6-2	Vancouver
Jan. 20	W	5-3	Philadelphia
Jan. 23	W	4-1	ST. LOUIS
Jan. 26	L	0-2	LOS ANGELES
Jan. 27	L	5-6	Detroit
Jan. 30	L	2-4	NY RANGERS
Feb. 2	L	1-3	CHICAGO
Feb. 3	L	4-5	Boston
Feb. 7	L	4-5	Philadelphia
Feb. 9	W	3-2	NY Islanders
Feb. 10	L	3-5	Chicago
Feb. 13	W	5-3	DETROIT
Feb. 16	W	7-3	CALIFORNIA
Feb. 20	T	1-1	ST. LOUIS
Feb. 23	L	2-6	BOSTON
Feb. 24	W	4-2	Chicago
Feb. 27	W	4-1	LOS ANGELES
Feb. 28	L	1-7	Montreal
Mar. 2	W	6-1	VANCOUVER
Mar. 5	W	2-1	NY Islanders
Mar. 7	T	2-2	Toronto
Mar. 9	W	7-5	St. Louis
Mar. 10	L	4-5	MONTREAL
Mar. 13	L	1-5	Los Angeles
Mar. 15	W	6-1	California
Mar. 16	W	8-6	Vancouver
Mar. 20	T	1-1	NY ISLANDERS
Mar. 23	L	1-5	Minnesota
Mar. 24	W	8-0	DETROIT
Mar. 27	T	3-3	MINNESOTA
Mar. 30	L	3-4	St. Louis
Mar. 31	W	4-2	ATLANTA
Apr. 2	L	2-3	NY Islanders
Apr. 4	W	4-2	BUFFALO
Apr. 6	W	6-1	PHILADELPHIA
Apr. 7	L	3-6	Atlanta

**Record: 28-41-9, Fifth in Western Division**





# 1974-75

## SEASON HIGHLIGHTS

Syl Apps is named MVP of the All-Star Game at Montreal after recording two goals for the Wales Conference.

The Penguins record their 200th franchise victory with a 6-1 win over Chicago on Jan. 29.

Ron Stackhouse records six assists on Mar. 8 vs. Philadelphia.

Pierre Larouche records 68 points (31+37) to lead all NHL rookies.

## TRANSACTIONS

**Sept. 13, 1974** - Obtained Rick Kehoe from Toronto for Blaine Stoughton and a first round choice in the 1977 Entry Draft.

**Nov. 4, 1974** - Obtained Barry Wilkins from Vancouver for Ab DeMarco.

**Dec. 14, 1974** - Obtained Lew Morrison from Washington for Ron Lalonde.

**Jan. 10, 1975** - Obtained Michel Plasse from Kansas City for Jean Guy Lagace and Denis Herron.

## SCORING

PLAYERS	GP	G	A	PTS	PIM
Ron Schock	80	23	63	86	36
Syl Apps	79	24	55	79	43
Jean Pronovost	78	43	32	75	37
Vic Hadfield	78	31	42	73	72
Pierre Larouche	79	31	37	68	52
Rick Kehoe	76	32	31	63	22
Lowell MacDonald	71	27	33	60	24
Ron Stackhouse	72	15	45	60	52
Chuck Arnason	78	26	32	58	32
Bob Kelly	69	27	24	51	120
Barry Wilkins	58	5	29	34	97
Pete Laframboise	80	10	23	33	30
Colin Campbell	59	4	15	19	172
Bob Paradise	78	3	15	18	109
Dennis Owchar	46	6	11	17	67
Dave Burrows	78	2	15	17	49
Lew Morrison	70	7	9	16	10
Bob McManama	40	5	9	14	6
Nelson Debenedet	31	6	3	9	11
Jean Guy Lagace	27	1	8	9	39
Kelly Pratt	22	0	6	6	15
Ab DeMarco	8	2	1	3	4
Ron Lalonde	24	0	3	3	0
Michel Plasse	44	0	2	2	24
Gary Inness	57	0	2	2	2
Mario Faubert	10	1	0	1	6
Steve Durban	1	0	1	1	0
Yves Bergeron	2	0	0	0	0
Denis Herron	3	0	0	0	0
Bob Stumpf	3	0	0	0	4
Harvey Bennett	7	0	0	0	0
Bob Johnson	12	0	0	0	6
Bench					14

## GOALTENDING

GOALIE	W-L-T	GP	MP	GA	SO	GAA
Gary Inness	24-18-10	57	3122	161	2	3.09
Michel Plasse	9-5-4	20	1094	73	0	4.00
Bob Johnson	3-4-1	12	476	40	0	5.04
Denis Herron	1-1-0	3	108	11	0	6.11
<b>TOTALS</b>	<b>37-28-15</b>	<b>80</b>	<b>48--</b>	<b>285</b>	<b>2</b>	<b>3.61</b>

## GAMES

DATE	RESULT	SCORE	OPPONENT
Oct. 9	W	4-2	MINNESOTA
Oct. 12	W	7-2	DETROIT
Oct. 19	L	3-6	PHILADELPHIA
Oct. 20	L	1-5	Atlanta
Oct. 23	T	5-5	BOSTON
Oct. 26	L	4-5	NY RANGERS
Oct. 29	L	0-2	Los Angeles
Nov. 1	L	4-7	Vancouver
Nov. 3	T	3-3	Chicago
Nov. 5	W	5-3	Kansas City
Nov. 7	L	3-5	LOS ANGELES
Nov. 9	W	5-2	CALIFORNIA
Nov. 10	L	3-8	Buffalo
Nov. 13	W	8-2	NY ISLANDERS
Nov. 16	W	8-1	WASHINGTON
Nov. 17	W	6-0	Washington
Nov. 19	L	3-4	NY Islanders
Nov. 20	W	8-5	Toronto
Nov. 23	T	0-0	LOS ANGELES
Nov. 24	L	5-7	NY Rangers
Nov. 27	L	2-3	MONTREAL
Nov. 30	T	5-5	BUFFALO
Dec. 1	L	3-6	Buffalo
Dec. 4	W	4-2	TORONTO
Dec. 7	L	2-5	Montreal
Dec. 8	L	2-3	Boston
Dec. 12	T	3-3	MONTREAL
Dec. 14	W	6-3	CHICAGO
Dec. 15	W	3-2	Detroit
Dec. 18	L	4-6	Toronto
Dec. 19	T	4-4	KANSAS CITY
Dec. 21	L	7-8	Minnesota
Dec. 22	L	0-4	Philadelphia
Dec. 26	T	2-2	ST. LOUIS
Dec. 28	T	3-3	ATLANTA
Dec. 30	W	7-5	TORONTO
Jan. 2	W	6-3	MINNESOTA
Jan. 4	W	4-3	VANCOUVER
Jan. 8	L	5-7	Chicago
Jan. 10	T	3-3	Atlanta
Jan. 11	W	6-3	CALIFORNIA
Jan. 15	W	5-3	ATLANTA
Jan. 18	T	4-4	BOSTON
Jan. 19	W	3-2	Washington
Jan. 22	W	7-5	CALIFORNIA
Jan. 25	W	5-2	NY RANGERS
Jan. 26	L	2-7	Montreal
Jan. 29	W	6-1	CHICAGO
Jan. 30	L	2-5	Detroit
Feb. 1	T	4-4	St. Louis
Feb. 4	W	3-2	Vancouver
Feb. 5	W	3-2	Los Angeles
Feb. 7	W	4-1	California
Feb. 11	L	1-2	NY Islanders
Feb. 12	T	3-3	BUFFALO
Feb. 15	W	8-3	Toronto
Feb. 16	W	3-2	NY ISLANDERS
Feb. 19	T	2-2	LOS ANGELES
Feb. 22	W	3-2	ST. LOUIS
Feb. 23	L	1-3	DETROIT
Feb. 25	L	4-6	Boston
Feb. 26	W	3-1	WASHINGTON
Mar. 1	W	7-3	VANCOUVER
Mar. 2	W	8-6	NY Rangers
Mar. 5	T	4-4	Kansas City
Mar. 8	W	8-2	PHILADELPHIA
Mar. 9	L	4-8	Buffalo
Mar. 12	W	5-3	BOSTON
Mar. 13	L	0-6	Philadelphia
Mar. 15	W	12-1	WASHINGTON
Mar. 16	W	6-3	KANSAS CITY
Mar. 18	L	2-5	St. Louis
Mar. 19	T	3-3	California
Mar. 22	L	0-4	Los Angeles
Mar. 26	W	6-4	MONTREAL
Mar. 29	W	4-2	Detroit
Mar. 30	W	4-1	MINNESOTA
Apr. 2	L	0-6	Montreal
Apr. 5	W	7-1	DETROIT
Apr. 6	L	4-8	Washington

*Record: 37-28-15, Third in Norris Division*



# 1975-76



## SEASON HIGHLIGHTS

Jean Pronovost records a 16-game point streak from Nov. 1 through Dec. 3.

The Penguins post an 11-game unbeaten streak (7-0-4) from Feb. 7 through Feb. 28.

Pierre Larouche finishes fifth overall in league scoring with 111 points (53+58), and is joined in the top 10 by Jean Pronovost (52+52=104, eighth) and Syl Apps (32+67=99, tenth).

Larouche's 53 goals and Apps' 67 assists establish new team records.

## TRANSACTIONS

**Dec. 16, 1975** - Obtained Stan Gilbertson from Washington for Harvey Bennett.

**Jan. 9, 1976** - Obtained Ed Gilbertson, Simon Nolet and a first round choice in the 1976 Entry Draft from Kansas City for Steve Durbano, Chuck Aranson and a first round choice in the 1976 Entry Draft.

**Mar. 8, 1976** - Obtained Ed Van Impe and Bob Taylor from Philadelphia for Gary Inness and future considerations.

## SCORING

PLAYERS	GP	G	A	PTS	PIM
Pierre Larouche	76	53	58	111	33
Jean Pronovost	80	52	52	104	24
Syl Apps	80	32	67	99	24
Rick Kehoe	71	29	47	76	6
Lowell MacDonald	69	30	43	73	12
Ron Stackhouse	80	11	60	71	76
Vic Hadfield	76	30	35	65	46
Ron Schock	80	18	44	62	28
Bob Kelly	77	25	30	55	149
Dave Burrows	80	7	22	29	51
Barry Wilkins	75	0	27	27	106
Stan Gilbertson	48	13	8	21	6
Simon Nolet	39	9	8	17	2
Colin Campbell	64	7	10	17	105
Dennis Owchar	54	5	12	17	19
Chuck Aranson	30	7	3	10	14
Lew Morrison	78	4	5	9	8
Mario Faubert	21	1	8	9	10
Steve Durbano	32	0	8	8	161
Harvey Bennett	25	3	3	6	53
Wayne Bianchin	14	1	5	6	4
Ed Van Impe	12	0	5	5	16
Bob McManama	12	1	2	3	4
Ed Gilbert	38	1	1	2	0
Jacques Cossette	7	0	2	2	9
Michel Plasse	56	0	2	2	18
Bob Taylor	2	0	0	0	0
Gordie Laxton	8	0	0	0	0
Bob Paradise	9	0	0	0	4
Gary Inness	23	0	0	0	2
Bench					14

## GOALTENDING

GOALIE	W-L-T	GP	MP	GA	SO	GAA
Michel Plasse	24-19-10	55	3096	178	2	3.45
Gary Inness	8-9-2	23	1212	82	0	4.06
Gordie Laxton	3-4-0	8	414	31	0	4.49
Bob Taylor	0-1-0	2	78	7	0	5.38
<b>TOTALS</b>	<b>35-33-12</b>	<b>80</b>	<b>4800</b>	<b>303</b>	<b>2</b>	<b>3.79</b>

## GAMES

DATE	RESULT	SCORE	OPPONENT
Oct. 7	W	4-2	Washington
Oct. 11	W	7-5	WASHINGTON
Oct. 15	W	8-4	Toronto
Oct. 18	W	6-1	DETROIT
Oct. 21	L	1-7	MONTREAL
Oct. 25	T	4-4	PHILADELPHIA
Oct. 30	L	0-4	Los Angeles
Nov. 1	L	3-7	Minnesota
Nov. 2	L	2-7	Buffalo
Nov. 5	W	7-6	NY ISLANDERS
Nov. 6	W	5-3	St. Louis
Nov. 8	L	5-7	CHICAGO
Nov. 9	L	4-6	Philadelphia
Nov. 12	T	6-6	Washington
Nov. 13	L	4-5	MONTREAL
Nov. 15	L	2-5	BUFFALO
Nov. 18	L	3-5	CALIFORNIA
Nov. 21	W	4-1	Atlanta
Nov. 22	W	6-3	LOS ANGELES
Nov. 26	W	5-2	DETROIT
Nov. 29	W	8-3	NY RANGERS
Nov. 30	L	2-4	Boston
Dec. 3	T	3-3	Chicago
Dec. 4	L	1-6	NY Islanders
Dec. 7	W	6-3	TORONTO
Dec. 9	L	2-3	Kansas City
Dec. 10	L	2-3	Detroit
Dec. 13	T	4-4	BOSTON
Dec. 14	L	4-7	Montreal
Dec. 17	W	9-2	California
Dec. 19	L	1-5	Vancouver
Dec. 20	W	5-1	Los Angeles
Dec. 23	L	3-4	NY Rangers
Dec. 26	L	3-4	Atlanta
Dec. 27	W	3-2	ATLANTA
Dec. 31	W	5-1	LOS ANGELES
Jan. 3	L	4-8	PHILADELPHIA
Jan. 4	L	3-5	Chicago
Jan. 7	L	1-4	California
Jan. 10	T	3-3	VANCOUVER
Jan. 11	L	0-6	Buffalo
Jan. 13	L	2-6	Boston
Jan. 15	L	1-4	Philadelphia
Jan. 17	W	3-2	BUFFALO
Jan. 18	W	8-3	NY RANGERS
Jan. 22	L	3-4	MONTREAL
Jan. 24	W	8-2	WASHINGTON
Jan. 25	T	1-1	MINNESOTA
Jan. 29	W	6-2	KANSAS CITY
Jan. 31	T	4-4	Kansas City
Feb. 1	W	7-1	TORONTO
Feb. 5	L	1-5	Boston
Feb. 7	W	7-3	Los Angeles
Feb. 8	W	7-3	Vancouver
Feb. 11	T	4-4	California
Feb. 14	T	4-4	NY Islanders
Feb. 15	W	6-4	LOS ANGELES
Feb. 17	W	6-1	KANSAS CITY
Feb. 19	W	7-5	TORONTO
Feb. 21	W	10-1	CHICAGO
Feb. 22	T	2-2	Detroit
Feb. 25	T	3-3	ATLANTA
Feb. 28	W	5-4	VANCOUVER
Feb. 29	L	3-5	ST. LOUIS
Mar. 2	W	6-2	Minnesota
Mar. 6	W	5-0	MINNESOTA
Mar. 7	L	3-5	NY ISLANDERS
Mar. 10	L	6-7	BUFFALO
Mar. 13	W	4-2	CALIFORNIA
Mar. 14	W	7-1	ST. LOUIS
Mar. 16	L	4-5	Montreal
Mar. 19	W	7-3	Washington
Mar. 21	W	4-2	NY Rangers
Mar. 24	T	5-5	BOSTON
Mar. 25	L	2-5	St. Louis
Mar. 28	W	3-0	DETROIT
Mar. 29	L	4-5	Toronto
Mar. 31	L	3-7	Montreal
Apr. 3	L	4-5	WASHINGTON
Apr. 4	W	6-5	Detroit

**Record: 35-33-12, Third in Norris Division**





# 1976-77

## SEASON HIGHLIGHTS

Pierre Larouche records his fourth career hat trick in a 6-6 tie at Toronto on Feb. 19.

Dunc Wilson and Denis Herron combine for 52 saves in a 7-3 loss to Atlanta on Mar. 15.

Wayne Bianchin and Atlanta's Guy Chouinard record goals just four seconds apart on Mar. 15 to set the NHL record for two fastest goals.

## TRANSACTIONS

**Aug. 11, 1976** - Obtained Don Awrey from Montreal for a third round choice in the 1978 Entry Draft.

**Oct. 8, 1976** - Obtained Dunc Wilson from the New York Rangers for cash and other considerations.

**Oct. 18, 1976** - Obtained Mike Corrigan from Los Angeles for a fifth round choice in the 1977 Entry Draft.

## SCORING

PLAYERS	GP	G	A	PTS	PIM
Jean Pronovost	79	33	31	64	24
Pierre Larouche	65	29	34	63	14
Syl Apps	72	18	43	61	20
Rick Kehoe	80	30	27	57	10
Ron Schock	80	17	32	49	10
Mike Corrigan	73	14	27	41	36
Ron Stackhouse	80	7	34	41	72
Greg Malone	66	18	19	37	43
Blair Chapman	80	14	23	37	16
Wayne Bianchin	79	28	6	34	28
Bob Kelly	74	10	21	31	115
Dennis Owchar	46	5	18	23	37
Stan Gilbertson	67	6	9	15	13
Mario Faubert	47	2	11	13	32
Russ Anderson	66	2	11	13	81
Don Awrey	79	1	12	13	40
Dave Burrows	69	3	6	9	29
Lew Morrison	76	2	1	3	0
Ed Van Impe	10	0	3	3	6
Lowell MacDonald	3	1	1	2	0
Vic Hadfield	9	0	2	2	0
Tom Price	7	0	2	2	4
Denis Herron	34	0	1	1	4
Dunc Wilson	45	0	1	1	21
Yves Bergeron	1	0	0	0	0
Steve Lyon	3	0	0	0	2
Gordie Laxton	6	0	0	0	0
Ed Gilbert	7	0	0	0	0
Bench					12

## GOALTENDING

GOALIE	W-L-T	GP	MP	GA	SO	GAA
Denis Herron	15-11-5	34	1920	94	1	2.94
Dunc Wilson	18-19-8	45	2627	129	5	2.95
Gordie Laxton	1-3-0	6	253	26	0	6.17
TOTALS	34-33-13	80	4800	252	6	3.15

## GAMES

DATE	RESULT	SCORE	OPPONENT
Oct. 6	W	9-5	VANCOUVER
Oct. 7	L	1-10	Montreal
Oct. 9	L	4-7	LOS ANGELES
Oct. 13	L	1-4	Chicago
Oct. 15	L	1-2	Atlanta
Oct. 16	W	4-3	DETROIT
Oct. 20	T	4-4	Toronto
Oct. 23	L	1-9	MONTREAL
Oct. 24	T	3-3	ATLANTA
Oct. 27	T	4-4	Buffalo
Oct. 28	L	0-3	Philadelphia
Oct. 30	T	2-2	NY RANGERS
Nov. 2	W	7-1	LOS ANGELES
Nov. 5	W	4-1	Colorado
Nov. 7	T	2-2	Cleveland
Nov. 10	L	2-3	Minnesota
Nov. 13	W	1-0	PHILADELPHIA
Nov. 14	W	5-1	NY Rangers
Nov. 20	L	2-5	COLORADO
Nov. 21	W	5-0	CHICAGO
Nov. 24	L	0-4	BOSTON
Nov. 26	W	3-1	Cleveland
Nov. 27	L	1-3	NY ISLANDERS
Nov. 30	L	4-6	Washington
Dec. 2	W	4-2	NY Islanders
Dec. 4	L	1-3	Montreal
Dec. 7	W	6-2	MINNESOTA
Dec. 9	W	2-1	Buffalo
Dec. 11	L	3-6	NY Islanders
Dec. 12	W	5-3	ST. LOUIS
Dec. 16	W	5-4	CLEVELAND
Dec. 18	L	3-5	WASHINGTON
Dec. 19	L	3-6	Boston
Dec. 22	W	5-2	Toronto
Dec. 23	L	2-5	Detroit
Dec. 26	W	4-2	TORONTO
Dec. 29	T	3-3	MONTREAL
Jan. 1	W	6-3	BUFFALO
Jan. 4	T	2-2	VANCOUVER
Jan. 6	T	3-3	Washington
Jan. 8	W	4-2	CHICAGO
Jan. 11	L	0-2	TORONTO
Jan. 15	W	5-2	BUFFALO
Jan. 16	L	5-6	ATLANTA
Jan. 19	W	3-0	Vancouver
Jan. 20	L	3-5	Los Angeles
Jan. 22	W	3-2	NY ISLANDERS
Jan. 27	W	3-0	NY Rangers
Jan. 29	L	2-5	PHILADELPHIA
Jan. 30	W	5-2	BOSTON
Feb. 2	W	5-2	MINNESOTA
Feb. 3	T	0-0	Cleveland
Feb. 5	W	3-1	DETROIT
Feb. 6	L	2-5	Colorado
Feb. 8	L	3-6	St. Louis
Feb. 11	L	2-3	Vancouver
Feb. 12	W	3-2	Los Angeles
Feb. 16	T	4-4	MONTREAL
Feb. 19	T	6-6	Toronto
Feb. 20	W	4-1	CLEVELAND
Feb. 22	L	1-3	Washington
Feb. 24	L	2-3	Detroit
Feb. 26	W	2-1	WASHINGTON
Feb. 27	T	2-2	BOSTON
Mar. 2	L	0-5	LOS ANGELES
Mar. 3	L	1-5	Montreal
Mar. 5	T	3-3	Los Angeles
Mar. 6	W	2-1	St. Louis
Mar. 9	W	3-0	COLORADO
Mar. 12	W	3-2	BUFFALO
Mar. 13	L	0-4	Philadelphia
Mar. 15	L	3-7	Atlanta
Mar. 16	W	7-3	ST. LOUIS
Mar. 19	L	2-5	NY RANGERS
Mar. 20	L	2-3	Chicago
Mar. 22	W	4-2	Minnesota
Mar. 27	L	0-3	Boston
Mar. 30	L	3-4	WASHINGTON
Apr. 2	W	4-3	Detroit
Apr. 3	W	4-2	DETROIT

**Record: 34-33-13, Third in Norris Division**

# 1977-78



## SEASON HIGHLIGHTS

Johnny Wilson is named head coach on June 13.

Pete Mahovlich records a hat trick in his first game with the Penguins, a 6-4 win over Detroit on Nov. 30.

Jean Pronovost posts a seven-game goal streak from Jan. 2 through Jan. 14.

Edward J. DeBartolo takes control of the Penguins on Apr. 5.

## TRANSACTIONS

**Sept. 20, 1977** - Obtained Brian Spencer from Buffalo for Ron Schock.

**Oct. 1, 1977** - Obtained Bob Paradise from Washington for the rights to Don Awrey.

**Nov. 2, 1977** - Obtained Gene Carr, Dave Schultz and a fourth round choice in the 1978 Entry Draft from Los Angeles for Syl Apps and Hartland Monahan.

**Nov. 29, 1977** - Obtained Peter Lee and Pete Mahovlich from Montreal for Pierre Larouche and the rights to Peter Marsh.

## SCORING

PLAYERS	GP	G	A	PTS	PIM
Jean Pronovost	79	40	25	65	50
Pete Mahovlich	57	25	36	61	37
Greg Malone	78	18	43	61	80
Gene Carr	70	17	37	54	76
Rick Kehoe	70	29	21	50	10
Blair Chapman	75	24	20	44	37
Tom Edur	58	5	38	43	18
Dave Schultz	66	9	25	34	378
Wayne Bianchin	61	20	13	33	40
Brian Spencer	79	9	11	20	81
Mike Corrigan	25	8	12	20	10
Ron Stackhouse	50	5	15	20	36
Dave Burrows	67	4	15	19	24
Peter Lee	60	5	13	18	19
Russ Anderson	74	2	16	18	150
Lowell MacDonald	19	5	8	13	2
John Flesch	29	7	5	12	19
Bob Paradise	64	2	10	12	53
Pierre Larouche	20	6	5	11	0
Dennis Owchar	22	2	8	10	23
Colin Campbell	55	1	9	10	103
Tom Cassidy	26	3	4	7	15
Syl Apps	9	0	7	7	0
Jim Hamilton	25	2	4	6	2
Mario Faubert	18	0	6	6	11
Derek Sanderson	13	3	1	4	0
Jacques Cossette	19	1	2	3	4
Hartland Monahan	7	2	0	2	2
Lew Morrison	8	0	2	2	0
Dunc Wilson	21	0	1	1	0
Denis Herron	60	0	1	1	6
Greg Redquest	1	0	0	0	0
Kim Davis	1	0	0	0	0
Gordie Laxton	2	0	0	0	0
Tom Price	10	0	0	0	0
Bench					14

## GOALTENDING

GOALIE	W-L-T	GP	MP	GA	SO	GAA
Denis Herron	20-25-15	60	3534	210	0	3.57
Dunc Wilson	5-11-3	21	1180	95	0	4.83
Gordie Laxton	0-1-0	2	73	9	0	7.40
Greg Redquest	0-0-0	1	13	3	0	13.85
<b>TOTALS</b>	<b>25-37-18</b>	<b>80</b>	<b>4800</b>	<b>321</b>	<b>0</b>	<b>4.01</b>

## GAMES

DATE	RESULT	SCORE	OPPONENT
Oct. 12	W	4-2	ST. LOUIS
Oct. 14	L	1-2	Washington
Oct. 15	L	2-8	PHILADELPHIA
Oct. 19	T	3-3	NY Rangers
Oct. 20	L	0-11	Philadelphia
Oct. 22	W	5-2	ATLANTA
Oct. 23	W	3-2	Cleveland
Oct. 26	L	3-4	DETROIT
Oct. 29	L	3-5	BOSTON
Nov. 2	L	1-3	Detroit
Nov. 4	L	2-5	Atlanta
Nov. 5	L	3-4	NY Islanders
Nov. 9	W	5-3	CLEVELAND
Nov. 12	W	7-4	CHICAGO
Nov. 13	T	3-3	Buffalo
Nov. 16	L	4-7	Minnesota
Nov. 19	T	5-5	NY RANGERS
Nov. 22	T	3-3	Vancouver
Nov. 24	L	3-5	Los Angeles
Nov. 26	W	5-2	NY ISLANDERS
Nov. 29	L	1-9	Montreal
Nov. 30	W	6-4	DETROIT
Dec. 3	T	4-4	BUFFALO
Dec. 4	W	4-2	Washington
Dec. 6	T	3-3	Colorado
Dec. 8	L	3-5	LOS ANGELES
Dec. 10	L	2-6	Boston
Dec. 11	L	1-5	ATLANTA
Dec. 14	L	2-3	St. Louis
Dec. 17	W	5-3	MONTREAL
Dec. 22	T	3-3	Buffalo
Dec. 23	L	2-6	TORONTO
Dec. 26	W	5-4	Toronto
Dec. 28	T	2-2	WASHINGTON
Dec. 29	L	3-4	Montreal
Dec. 31	W	6-3	CLEVELAND
Jan. 2	L	2-3	Washington
Jan. 4	W	8-3	VANCOUVER
Jan. 7	T	3-3	LOS ANGELES
Jan. 9	W	5-3	NY Rangers
Jan. 11	L	6-8	MONTREAL
Jan. 12	T	4-4	Philadelphia
Jan. 14	W	4-2	CLEVELAND
Jan. 18	L	0-1	Atlanta
Jan. 21	L	2-5	WASHINGTON
Jan. 22	W	3-1	NY RANGERS
Jan. 28	T	3-3	BUFFALO
Jan. 29	L	2-8	Boston
Jan. 31	W	5-3	Detroit
Feb. 1	W	6-1	MINNESOTA
Feb. 4	L	1-8	BOSTON
Feb. 7	W	4-2	Colorado
Feb. 11	T	3-3	Los Angeles
Feb. 14	W	2-1	CHICAGO
Feb. 18	T	1-1	LOS ANGELES
Feb. 19	T	2-2	Chicago
Feb. 21	W	5-4	St. Louis
Feb. 22	T	2-2	ST. LOUIS
Feb. 25	L	1-3	PHILADELPHIA
Feb. 26	T	4-4	Buffalo
Mar. 1	L	2-5	MONTREAL
Mar. 4	L	3-6	NY Islanders
Mar. 5	T	3-3	NY ISLANDERS
Mar. 8	W	5-3	COLORADO
Mar. 11	L	1-3	VANCOUVER
Mar. 12	L	1-7	TORONTO
Mar. 14	L	2-4	Los Angeles
Mar. 15	L	4-7	Vancouver
Mar. 18	W	3-2	Toronto
Mar. 19	L	1-9	Chicago
Mar. 21	L	1-7	Minnesota
Mar. 22	L	2-5	COLORADO
Mar. 25	T	2-2	DETROIT
Mar. 29	L	2-6	Montreal
Mar. 30	L	3-6	Boston
Apr. 2	W	6-3	TORONTO
Apr. 5	W	7-2	MINNESOTA
Apr. 6	L	4-6	Detroit
Apr. 8	L	4-6	WASHINGTON
Apr. 9	W	3-2	Cleveland

**Record: 25-37-18, Fourth in Norris Division**





# 1978-79

## SEASON HIGHLIGHTS

The Penguins record a 10-game unbeaten streak (6-0-4) from Mar. 13 through Mar. 28.

The Penguins set a single-season record with 34 road points.

George Ferguson scores in overtime to eliminate Buffalo from the preliminary round of the playoffs, 2-1.

## TRANSACTIONS

**June 13, 1978** - Obtained Randy Carlyle and George Ferguson from Toronto for Dave Burrows.

**June 14, 1978** - Obtained Tom Bladon, Orest Kindrachuk and Ross Lonsberry from Philadelphia for a first round choice in the 1978 Entry Draft.

**Sept. 6, 1978** - Obtained Gregg Sheppard from Boston in a three-way deal, with Pittsburgh sending Jean Pronovost to Atlanta and Atlanta sending Dick Redmond to Boston.

**Oct. 18, 1978** - Obtained Rod Schutt from Montreal for a first round choice in the 1981 Entry Draft.

## SCORING

PLAYERS	GP	G	A	PTS	PIM
Greg Malone	80	35	30	65	52
Orest Kindrachuk	79	18	42	60	84
Peter Lee	80	32	26	58	24
Peter Mahovich	60	14	39	53	39
George Ferguson	80	21	29	50	37
Randy Carlyle	70	13	34	47	78
Ross Lonsberry	80	24	22	46	38
Rick Kehoe	57	27	18	45	2
Rod Schutt	74	24	21	45	33
Ron Stackhouse	75	10	33	43	54
Gregg Sheppard	60	15	22	37	9
Dale Tallon	63	5	24	29	35
Tom Bladon	78	4	23	27	64
Gary McAdam	68	11	14	25	15
Colin Campbell	65	2	18	20	137
Blair Chapman	71	10	8	18	18
Russ Anderson	72	3	13	16	93
Wayne Bianchin	40	7	4	11	20
Jacques Cossette	38	7	2	9	16
Denis Herron	56	0	2	2	18
Kim Davis	1	1	0	1	0
Bob Paradise	14	0	1	1	4
Gordon Laxton	1	0	0	0	0
Jim Hamilton	2	0	0	0	0
Tom Price	2	0	0	0	4
Lex Hudson	2	0	0	0	0
Mike Meeker	4	0	0	0	5
Brian Spencer	7	0	0	0	0
Greg Millen	28	0	0	0	0
Bench					16

## GOALTENDING

GOALIE	W-L-T	GP	MP	GA	SO	GAA
Denis Herron	22-19-12	56	3208	180	0	3.37
Greg Millen	14-11-1	28	1532	86	2	3.37
Gordie Laxton	0-1-0	1	60	8	0	8.00
TOTALS	36-31-13	80	4800	279	2	3.49

## GAMES

DATE	RESULT	SCORE	OPPONENT
Oct. 11	L	2-3	TORONTO
Oct. 12	L	2-8	Boston
Oct. 14	T	4-4	BOSTON
Oct. 18	L	3-5	NY ISLANDERS
Oct. 19	L	1-3	Philadelphia
Oct. 21	W	5-1	WASHINGTON
Oct. 25	T	6-6	ST. LOUIS
Oct. 28	L	2-4	ATLANTA
Oct. 29	L	2-3	NY Rangers
Nov. 1	L	4-6	Washington
Nov. 3	L	0-2	Atlanta
Nov. 4	W	7-3	DETROIT
Nov. 8	W	6-3	COLORADO
Nov. 9	T	4-4	Buffalo
Nov. 11	L	1-2	NY RANGERS
Nov. 16	W	6-3	Vancouver
Nov. 18	W	3-1	Los Angeles
Nov. 22	L	2-3	MONTREAL
Nov. 23	L	4-8	Montreal
Nov. 25	L	1-3	PHILADELPHIA
Nov. 26	L	2-8	Toronto
Nov. 29	W	5-3	WASHINGTON
Dec. 1	W	7-4	Washington
Dec. 2	W	5-2	CHICAGO
Dec. 5	T	3-3	NY Islanders
Dec. 6	W	6-4	TORONTO
Dec. 8	T	3-3	Montreal
Dec. 9	T	4-4	BUFFALO
Dec. 13	W	3-0	ST. LOUIS
Dec. 14	L	1-2	Philadelphia
Dec. 16	W	6-5	VANCOUVER
Dec. 17	T	3-3	Chicago
Dec. 21	W	4-1	Los Angeles
Dec. 23	L	3-5	Minnesota
Dec. 27	W	5-2	LOS ANGELES
Dec. 30	W	3-1	DETROIT
Dec. 31	W	5-4	Detroit
Jan. 3	L	3-5	VANCOUVER
Jan. 5	T	3-3	Atlanta
Jan. 6	L	3-4	LOS ANGELES
Jan. 10	W	3-2	MONTREAL
Jan. 13	W	5-3	BOSTON
Jan. 14	W	5-4	Buffalo
Jan. 16	W	5-0	MINNESOTA
Jan. 17	L	1-4	Detroit
Jan. 20	L	2-5	WASHINGTON
Jan. 24	L	1-4	Los Angeles
Jan. 25	L	3-5	Colorado
Jan. 27	W	5-3	LOS ANGELES
Jan. 31	L	1-4	MONTREAL
Feb. 3	W	4-2	DETROIT
Feb. 4	L	3-8	Detroit
Feb. 15	W	6-5	MINNESOTA
Feb. 17	W	6-3	BUFFALO
Feb. 18	L	2-6	Detroit
Feb. 21	W	3-1	MONTREAL
Feb. 22	L	0-12	Montreal
Feb. 24	W	5-1	CHICAGO
Feb. 25	T	2-2	Chicago
Feb. 28	W	5-3	COLORADO
Mar. 3	L	4-8	St. Louis
Mar. 4	W	7-2	Colorado
Mar. 7	L	0-4	LOS ANGELES
Mar. 10	W	3-2	PHILADELPHIA
Mar. 11	L	0-4	Toronto
Mar. 13	W	9-3	Vancouver
Mar. 14	T	3-3	Los Angeles
Mar. 17	W	5-2	Washington
Mar. 18	W	5-1	NY Rangers
Mar. 21	T	2-2	WASHINGTON
Mar. 22	W	3-1	Boston
Mar. 24	T	3-3	NY Islanders
Mar. 25	T	2-2	NY ISLANDERS
Mar. 27	W	5-1	Minnesota
Mar. 28	W	7-1	NY RANGERS
Mar. 31	L	3-5	Montreal
Apr. 1	L	2-7	ATLANTA
Apr. 3	W	3-2	St. Louis
Apr. 7	W	4-3	DETROIT
Apr. 18	L	2-5	Washington

**Record: 36-31-13, Second in Norris Division**

# 1979-80



## SEASON HIGHLIGHTS

Greg Malone records six assists vs. Quebec on Nov. 28.

The Penguins wear black and gold for the first time vs. St. Louis on Jan. 30.

Olympian Mark Johnson makes his Penguins debut on Mar. 2 vs. the New York Islanders.

## TRANSACTIONS

**Aug. 3, 1979** - Obtained Nick Libett from Detroit for Pete Mahovich.

**Aug. 30, 1979** - Obtained Rob Holland and Pat Hughes from Montreal for Denis Herron and a second round choice in the 1982 Entry Draft.

**Nov. 13, 1979** - Obtained Bob Stewart from St. Louis for Blair Chapman.

## SCORING

PLAYERS	GP	G	A	PTS	PIM
Rick Kehoe	79	30	30	60	4
Greg Malone	51	19	32	51	46
George Ferguson	73	21	28	49	36
Orest Kindrachuk	52	17	29	46	63
Peter Lee	74	16	29	45	20
Gary McAdam	78	19	22	41	63
Rod Schutt	73	18	21	39	43
Gregg Sheppard	76	13	24	37	20
Randy Carlyle	67	8	28	36	45
Ross Lonsberry	76	15	18	33	36
Ron Stackhouse	78	6	27	33	36
Pat Hughes	76	18	14	32	78
Russ Anderson	76	5	22	27	150
Nick Libett	78	14	12	26	14
Paul Marshall	46	9	12	21	9
Mario Faubert	49	5	13	18	31
Dale Tallon	32	5	9	14	18
Bob Stewart	75	3	8	11	56
Kim Davis	24	3	7	10	43
Mark Johnson	17	3	5	8	4
Tom Bladon	57	2	6	8	35
Greg Millen	44	0	3	3	14
Kim Clackson	46	0	3	3	166
Jim Hamilton	10	2	0	2	0
Nick Ricci	4	0	0	0	0
Rob Holland	34	0	0	0	2
Bench					10

## GOALTENDING

GOALIE	W-L-T	GP	MP	GA	SO	GAA
Nick Ricci	2-2-0	4	240	14	0	3.50
Greg Millen	18-18-7	44	2586	157	2	3.64
Rob Holland	10-17-6	34	1974	126	1	3.83
TOTALS	30-37-13	80	4800	303	3	3.79

## GAMES

DATE	RESULT	SCORE	OPPONENT
Oct. 10	W	4-2	WINNIPEG
Oct. 13	T	3-3	HARTFORD
Oct. 14	W	4-1	Boston
Oct. 17	L	4-5	LOS ANGELES
Oct. 20	W	5-1	WASHINGTON
Oct. 21	L	3-6	NY Rangers
Oct. 24	L	3-7	Buffalo
Oct. 25	L	5-8	Montreal
Oct. 31	W	4-2	COLORADO
Nov. 3	T	3-3	ATLANTA
Nov. 7	T	3-3	MONTREAL
Nov. 10	L	1-6	BOSTON
Nov. 11	W	4-1	NY Rangers
Nov. 15	T	3-3	Los Angeles
Nov. 16	L	2-5	Vancouver
Nov. 18	W	3-2	Winnipeg
Nov. 21	W	5-2	ST. LOUIS
Nov. 23	L	1-4	Atlanta
Nov. 24	W	5-3	NY RANGERS
Nov. 28	W	7-2	QUEBEC
Nov. 30	L	5-7	Hartford
Dec. 1	W	5-4	COLORADO
Dec. 5	T	3-3	VANCOUVER
Dec. 7	W	5-3	Washington
Dec. 8	T	3-3	CHICAGO
Dec. 11	T	3-3	St. Louis
Dec. 12	T	3-3	NY ISLANDERS
Dec. 15	T	3-3	NY Islanders
Dec. 16	L	1-4	Quebec
Dec. 19	T	0-0	Chicago
Dec. 20	T	1-1	Philadelphia
Dec. 22	L	3-4	NY RANGERS
Dec. 26	W	6-4	DETROIT
Dec. 28	W	4-2	Atlanta
Dec. 29	W	3-2	ATLANTA
Dec. 31	L	2-4	Minnesota
Jan. 2	W	5-3	MONTREAL
Jan. 3	W	4-3	NY Islanders
Jan. 5	L	4-5	BUFFALO
Jan. 7	L	5-9	Toronto
Jan. 9	W	4-2	VANCOUVER
Jan. 12	L	2-3	CHICAGO
Jan. 16	W	6-4	TORONTO
Jan. 18	L	1-7	Hartford
Jan. 19	L	2-5	EDMONTON
Jan. 23	L	3-4	Edmonton
Jan. 24	L	1-4	Colorado
Jan. 26	L	4-6	BOSTON
Jan. 27	W	5-3	Boston
Jan. 30	L	3-4	ST. LOUIS
Jan. 31	L	3-4	Detroit
Feb. 2	L	0-4	PHILADELPHIA
Feb. 7	L	0-9	Buffalo
Feb. 9	L	2-5	MINNESOTA
Feb. 10	L	2-3	Chicago
Feb. 14	W	4-2	Toronto
Feb. 16	L	1-8	Montreal
Feb. 17	L	5-6	Philadelphia
Feb. 20	W	7-5	DETROIT
Feb. 23	W	2-1	QUEBEC
Feb. 24	L	0-2	Quebec
Feb. 27	W	3-2	WINNIPEG
Mar. 2	T	0-0	NY ISLANDERS
Mar. 3	L	1-5	St. Louis
Mar. 5	L	3-5	TORONTO
Mar. 8	W	5-4	EDMONTON
Mar. 9	L	2-6	Detroit
Mar. 11	L	3-4	PHILADELPHIA
Mar. 12	W	4-2	LOS ANGELES
Mar. 15	W	5-2	MINNESOTA
Mar. 18	L	3-4	Minnesota
Mar. 21	L	2-9	Edmonton
Mar. 23	W	4-2	Winnipeg
Mar. 25	W	4-2	Vancouver
Mar. 27	T	2-2	Los Angeles
Mar. 28	L	0-5	Colorado
Mar. 30	W	4-0	WASHINGTON
Apr. 1	L	2-6	Washington
Apr. 2	W	6-4	HARTFORD
Apr. 5	L	1-9	BUFFALO

**Record: 30-37-13, Third in Norris Division**





# 1980-81

## SEASON HIGHLIGHTS

Ed Johnston is named head coach on July 15.

Paul Gardner scores four goals vs. Philadelphia on Dec. 13, becoming the first Penguin to accomplish the feat.

Rick Kehoe sets a new team record with 55 goals.

Randy Carlyle is named a First Team All-Star.

Rick Kehoe wins the Lady Byng Trophy and Randy Carlyle wins the James Norris Trophy.

## TRANSACTIONS

**Nov. 18, 1980** - Obtained Paul Gardner and Dave Burrows from Toronto for Paul Marshall and Kim Davis.

**Jan. 2, 1981** - Obtained Gary Rissling from Washington for a fifth round choice in the 1981 Entry Draft.

**Mar. 10, 1981** - Obtained Pat Price from Edmonton for Pat Hughes.

## SCORING

PLAYERS	GP	G	A	PTS	PIM
Rick Kehoe	80	55	33	88	6
Randy Carlyle	76	16	67	83	136
Paul Gardner	62	34	40	74	59
Peter Lee	80	30	34	64	86
Rod Schutt	80	25	35	60	55
Mario Faubert	72	8	44	52	118
Greg Malone	62	21	29	50	68
Ross Lonsbery	80	17	33	50	76
George Ferguson	79	25	18	43	42
Pat Price	72	8	34	42	226
Errol Thompson	73	20	20	40	64
Ron Stackhouse	74	6	29	35	86
Mark Johnson	73	10	23	33	50
Gregg Sheppard	47	11	17	28	49
Pat Hughes	58	10	9	19	161
Paul Baxter	51	5	14	19	204
Russ Anderson	34	3	14	17	112
Nick Libett	44	6	6	12	4
Orest Kindrachuk	13	3	9	12	34
Gary McAdam	34	3	9	12	30
Marc Chorney	8	1	6	7	14
Jim Hamilton	20	1	6	7	18
Paul Marshall	13	3	0	3	4
Mike Bullard	15	1	2	3	19
Dave Burrows	59	0	2	2	30
Greg Millen	63	0	2	2	6
Kim Davis	8	1	0	1	4
Gary Rissling	26	1	0	1	143
Bennett Wolf	24	0	1	1	94
Gilles Lupien	31	0	1	1	34
Tony Feltrin	2	0	0	0	0
Nick Ricci	9	0	0	0	2
Rob Holland	10	0	0	0	0

## GOALTENDING

GOALIE	W-L-T	GP	MP	GA	SO	GAA
Nick Ricci	4-5-0	9	540	35	0	3.89
Greg Millen	25-27-10	63	3721	258	0	4.16
Rob Holland	1-5-3	10	539	45	0	5.01
<b>TOTALS</b>	<b>30-37-13</b>	<b>80</b>	<b>4800</b>	<b>345</b>	<b>0</b>	<b>4.31</b>

## GAMES

DATE	RESULT	SCORE	OPPONENT
Oct. 9	L	4-7	Philadelphia
Oct. 11	W	5-4	WINNIPEG
Oct. 12	W	6-3	NY Rangers
Oct. 15	L	2-5	HARTFORD
Oct. 18	L	2-4	BUFFALO
Oct. 21	L	5-8	Toronto
Oct. 22	W	9-3	ST. LOUIS
Oct. 25	L	2-8	CALGARY
Oct. 29	T	1-1	Buffalo
Oct. 31	W	6-5	Winnipeg
Nov. 1	L	3-6	Minnesota
Nov. 3	T	4-4	Edmonton
Nov. 5	L	1-2	TORONTO
Nov. 8	W	5-3	DETROIT
Nov. 9	L	4-7	Boston
Nov. 12	L	1-3	WASHINGTON
Nov. 14	T	3-3	NY Rangers
Nov. 15	L	4-7	BOSTON
Nov. 19	L	2-3	MINNESOTA
Nov. 22	W	4-2	COLORADO
Nov. 26	L	4-7	VANCOUVER
Nov. 27	T	3-3	Boston
Nov. 29	L	2-4	NY RANGERS
Dec. 3	T	4-4	Toronto
Dec. 4	W	3-2	Montreal
Dec. 6	W	6-4	CHICAGO
Dec. 7	L	1-10	Buffalo
Dec. 10	W	4-3	MONTREAL
Dec. 12	W	6-2	Washington
Dec. 13	L	5-6	PHILADELPHIA
Dec. 17	T	3-3	Los Angeles
Dec. 19	L	4-10	Vancouver
Dec. 20	T	3-3	Calgary
Dec. 23	L	3-6	St. Louis
Dec. 26	L	7-9	Hartford
Dec. 27	W	6-4	QUEBEC
Dec. 31	L	1-3	Detroit
Jan. 3	W	6-4	DETROIT
Jan. 4	L	2-3	Chicago
Jan. 7	W	7-3	NY ISLANDERS
Jan. 8	L	2-4	Montreal
Jan. 10	L	3-5	CHICAGO
Jan. 13	L	3-6	NY Islanders
Jan. 14	W	6-3	ST. LOUIS
Jan. 17	W	5-4	LOS ANGELES
Jan. 21	L	0-5	PHILADELPHIA
Jan. 24	W	4-3	CALGARY
Jan. 27	L	1-7	St. Louis
Jan. 28	W	3-1	MINNESOTA
Jan. 31	T	4-4	WASHINGTON
Feb. 2	L	4-8	Chicago
Feb. 4	W	3-2	Winnipeg
Feb. 6	L	4-6	Colorado
Feb. 7	L	4-5	Calgary
Feb. 12	W	5-3	NY ISLANDERS
Feb. 14	T	2-2	VANCOUVER
Feb. 17	L	1-4	Philadelphia
Feb. 19	W	6-2	HARTFORD
Feb. 21	L	1-6	BUFFALO
Feb. 22	W	9-4	COLORADO
Feb. 25	W	4-3	WINNIPEG
Feb. 26	W	7-5	Washington
Feb. 28	W	6-4	NY RANGERS
Mar. 2	W	5-4	Quebec
Mar. 4	W	6-5	LOS ANGELES
Mar. 7	L	5-8	Minnesota
Mar. 8	W	6-4	EDMONTON
Mar. 11	L	1-2	MONTREAL
Mar. 14	T	3-3	QUEBEC
Mar. 16	L	6-7	Edmonton
Mar. 17	L	3-4	Vancouver
Mar. 19	T	4-4	Los Angeles
Mar. 21	W	3-1	Colorado
Mar. 25	W	5-2	TORONTO
Mar. 28	T	4-4	NY Islanders
Mar. 29	L	2-5	EDMONTON
Mar. 31	L	1-5	Quebec
Apr. 2	T	1-1	Detroit
Apr. 4	L	2-5	BOSTON
Apr. 5	W	5-4	Hartford

**Record: 30-37-13, Third in Norris Division**

# 1981-82



## SEASON HIGHLIGHTS

Michel Dion is named the starting goaltender in the NHL All-Star Game.

Pittsburgh breaks the New York Islanders' 15-game winning streak with a 4-3 victory Feb. 21.

Mike Bullard's 37 goals are the most by a Penguins rookie.

Paul Baxter sets a team record with 409 penalty minutes.

## TRANSACTIONS

**June 29, 1981** - Obtained Pat Boutette and Kevin McClelland from Hartford as compensation for Hartford signing free agent Greg Malone.

**Dec. 29, 1981** - Obtained Rick MacLeish from Hartford for Russ Anderson.

**Feb. 14, 1982** - Obtained Gary Edwards from St. Louis for an eighth round choice in the 1984 Entry Draft.

## SCORING

PLAYERS	GP	G	A	PIS	PIM
Rick Kehoe	71	33	52	85	8
Randy Carlyle	73	11	64	75	131
Pat Boutette	80	23	51	74	230
Paul Gardner	59	36	33	69	28
Mike Bullard	75	37	27	64	91
George Ferguson	71	22	31	53	45
Rick MacLeish	74	19	28	47	44
Paul Baxter	76	9	34	43	409
Greg Malone	78	15	24	39	125
Pat Price	77	7	31	38	322
Peter Lee	74	18	16	34	98
Doug Shedden	38	10	15	25	12
Gregg Sheppard	58	11	10	21	35
Mark Johnson	46	10	11	21	30
Ron Stackhouse	76	2	19	21	102
Rod Schutt	35	9	12	21	42
Andre St. Laurent	34	10	9	19	32
Bob Simpson	26	9	9	18	4
Steve Gatzos	16	6	8	14	14
Pat Graham	42	6	8	14	55
Mario Faubert	14	4	8	12	14
Greg Hotham	28	4	6	10	16
Jim Hamilton	11	5	3	8	2
Paul Mulvey	27	1	7	8	76
Marc Chorney	60	1	6	7	63
Kevin McClelland	10	1	4	5	4
Randy Boyd	23	0	2	2	49
Russ Anderson	31	0	1	1	98
Michel Dion	62	0	1	1	4
Dave Hannan	1	0	0	0	0
Bennett Wolf	1	0	0	0	2
Nick Ricci	3	0	0	0	0
Tony Feltrin	5	0	0	0	4
Gary Edwards	6	0	0	0	2
Paul Harrison	13	0	0	0	0
Gary Rissling	16	0	0	0	55
Bench					10

## GOALTENDING

GOALIE	W-L-T	GP	MP	GA	SO	GAA
Gary Edwards	3-2-1	6	360	22	1	3.67
Michel Dion	25-24-12	62	3580	226	0	3.79
Nick Ricci	0-3-0	3	160	14	0	5.25
Paul Harrison	3-7-0	13	700	64	0	5.49
<b>TOTALS</b>	<b>31-36-13</b>	<b>80</b>	<b>4800</b>	<b>337</b>	<b>1</b>	<b>4.21</b>

## GAMES

DATE	RESULT	SCORE	OPPONENT
Oct. 6	L	2-6	St. Louis
Oct. 7	T	5-5	Chicago
Oct. 10	W	2-1	QUEBEC
Oct. 11	L	2-8	Philadelphia
Oct. 14	L	1-4	NY ISLANDERS
Oct. 17	W	5-2	MINNESOTA
Oct. 18	L	2-3	Detroit
Oct. 20	W	5-3	COLORADO
Oct. 22	T	3-3	Calgary
Oct. 23	L	3-8	Edmonton
Oct. 25	W	6-4	Vancouver
Oct. 28	L	3-5	TORONTO
Oct. 29	L	4-6	Philadelphia
Oct. 31	W	3-1	BUFFALO
Nov. 4	W	6-3	NY RANGERS
Nov. 7	W	7-2	PHILADELPHIA
Nov. 11	W	3-2	Washington
Nov. 14	T	3-3	Boston
Nov. 18	W	6-1	ST. LOUIS
Nov. 20	T	3-3	TORONTO
Nov. 21	L	5-9	Montreal
Nov. 24	W	7-1	Quebec
Nov. 25	W	2-1	MONTREAL
Nov. 28	W	5-3	DETROIT
Dec. 1	W	4-2	WINNIPEG
Dec. 5	L	1-3	St. Louis
Dec. 6	L	4-7	Buffalo
Dec. 9	L	1-4	PHILADELPHIA
Dec. 12	W	7-4	WASHINGTON
Dec. 14	L	4-5	NY Rangers
Dec. 16	W	7-6	LOS ANGELES
Dec. 19	T	3-3	NY RANGERS
Dec. 20	L	1-3	Philadelphia
Dec. 23	T	4-4	Toronto
Dec. 26	L	5-7	BUFFALO
Dec. 27	L	3-5	NY Rangers
Dec. 30	W	6-2	WASHINGTON
Jan. 2	W	9-4	HARTFORD
Jan. 3	W	6-4	Hartford
Jan. 6	L	3-6	Chicago
Jan. 7	L	4-5	Detroit
Jan. 9	W	4-3	VANCOUVER
Jan. 13	L	1-6	Winnipeg
Jan. 16	L	0-4	Calgary
Jan. 17	T	3-3	Vancouver
Jan. 20	W	5-4	BOSTON
Jan. 21	L	1-6	NY Islanders
Jan. 23	T	5-5	PHILADELPHIA
Jan. 26	L	2-9	NY Islanders
Jan. 27	L	3-6	NY ISLANDERS
Jan. 30	W	2-1	WINNIPEG
Jan. 31	L	3-8	Washington
Feb. 2	L	6-9	MINNESOTA
Feb. 6	L	4-6	WASHINGTON
Feb. 7	L	4-5	Philadelphia
Feb. 10	T	3-3	HARTFORD
Feb. 11	L	2-4	Montreal
Feb. 13	T	3-3	LOS ANGELES
Feb. 16	L	2-6	NY Islanders
Feb. 17	L	3-5	NY RANGERS
Feb. 20	W	6-5	PHILADELPHIA
Feb. 21	W	4-3	NY ISLANDERS
Feb. 25	L	2-4	NY Islanders
Feb. 27	L	1-4	EDMONTON
Feb. 28	W	4-2	NY Rangers
Mar. 3	L	2-3	BOSTON
Mar. 6	W	6-4	Quebec
Mar. 7	T	4-4	CALGARY
Mar. 10	W	7-2	Washington
Mar. 13	W	6-2	COLORADO
Mar. 15	L	3-4	Minnesota
Mar. 17	L	4-10	Edmonton
Mar. 20	L	5-7	Los Angeles
Mar. 21	W	6-0	Colorado
Mar. 24	L	2-7	NY RANGERS
Mar. 27	T	3-3	CHICAGO
Mar. 28	W	6-5	Washington
Mar. 31	T	4-4	WASHINGTON
Apr. 2	W	7-5	NY Rangers
Apr. 4	W	7-2	NY ISLANDERS

**Record: 31-36-13, Fourth in Patrick Division**





# 1982-83

## SEASON HIGHLIGHTS

Pat Boutette records hat tricks Oct. 12 vs. Vancouver and Oct. 27 vs. Washington.

Denis Herron records his fourth shutout as a Penguin in a 0-0 tie with Philadelphia Dec. 4.

Rick Kehoe is named to the Prince of Wales Conference All-Star Team.

## TRANSACTIONS

**Sept. 15, 1982** - Obtained Denis Herron from Montreal for a third round choice in the 1985 Entry Draft.

**Oct. 28, 1982** - Obtained Ron Meighan and Anders Hakansson from Minnesota for George Ferguson and a first round choice in the 1983 Entry Draft.

**Nov. 8, 1982** - Obtained Stan Jonathan from Boston for future considerations.

## SCORING

PLAYERS	GP	G	A	PTS	PIM
Doug Shedden	80	24	43	67	54
Rick Kehoe	75	29	36	65	12
Greg Malone	80	17	44	61	82
Pat Boutette	80	27	29	56	152
Randy Carlyle	61	15	41	56	110
Paul Gardner	70	28	27	55	12
Mike Bullard	57	22	22	44	60
Dave Hannan	74	11	22	33	127
Paul Baxter	75	11	21	32	238
Greg Hotham	58	2	30	32	39
Peter Lee	63	13	13	26	10
Andre St. Laurent	70	13	9	22	105
Anders Hakansson	67	9	12	21	35
Randy Boyd	56	4	14	18	71
Steve Gatzos	44	6	7	13	52
Pat Price	38	1	11	12	104
Kevin McClelland	38	5	4	9	73
Gary Rissling	40	5	4	9	128
Marc Chorney	67	3	5	8	66
Ron Meighan	41	2	6	8	16
Tony Feltrin	32	3	3	6	40
Pat Graham	20	1	5	6	16
Tim Hrynewich	30	2	3	5	48
Doug Lecuyer	12	1	4	5	12
Rick MacLeish	6	0	5	5	2
Rod Buskas	41	2	2	4	102
Stan Jonathan	20	0	3	3	13
Jim Hamilton	5	0	2	2	2
Michel Dion	49	0	2	2	8
Bob Simpson	4	1	0	1	0
Denis Herron	31	0	1	1	14
Rob Garner	1	0	0	0	0
Brian Lundberg	1	0	0	0	2
Nick Ricci	3	0	0	0	0
Roberto Romano	3	0	0	0	0
Rich Sutter	4	0	0	0	0
Rod Schutt	5	0	0	0	0
Bennett Wolf	5	0	0	0	37
George Ferguson	7	0	0	0	2
Ian Turnbull	7	0	0	0	4
Bench					20

## GOALTENDING

GOALIE	W-L-T	GP	MP	GA	SO	GAA
Michel Dion	12-30-4	49	2791	198	0	4.26
Denis Herron	5-18-5	31	1707	151	1	5.31
Nick Ricci	1-2-0	3	147	16	0	6.53
Roberto Romano	0-3-0	3	155	18	0	6.97
<b>TOTALS</b>	<b>18-53-9</b>	<b>80</b>	<b>4800</b>	<b>394</b>	<b>1</b>	<b>4.93</b>

## GAMES

DATE	RESULT	SCORE	OPPONENT
Oct. 5	T	3-3	New Jersey
Oct. 9	L	3-5	NY RANGERS
Oct. 10	L	3-4	Boston
Oct. 12	W	5-4	VANCOUVER
Oct. 14	L	0-9	NY ISLANDERS
Oct. 16	L	5-6	NEW JERSEY
Oct. 20	L	3-5	ST. LOUIS
Oct. 21	L	4-8	Quebec
Oct. 23	W	4-2	PHILADELPHIA
Oct. 27	W	7-5	WASHINGTON
Oct. 28	L	2-9	Philadelphia
Oct. 30	L	1-4	CALGARY
Oct. 31	L	2-6	NY Rangers
Nov. 2	W	3-1	NY Islanders
Nov. 4	T	4-4	New Jersey
Nov. 6	L	2-6	Los Angeles
Nov. 10	W	5-4	EDMONTON
Nov. 13	L	1-3	CALGARY
Nov. 14	T	6-6	Buffalo
Nov. 17	W	4-3	HARTFORD
Nov. 20	W	4-3	BOSTON
Nov. 24	W	4-3	TORONTO
Nov. 26	T	6-6	Minnesota
Nov. 27	L	3-5	St. Louis
Dec. 1	L	2-4	CHICAGO
Dec. 2	L	4-5	Washington
Dec. 4	T	0-0	PHILADELPHIA
Dec. 8	W	4-2	BUFFALO
Dec. 11	L	4-7	QUEBEC
Dec. 12	L	3-4	Philadelphia
Dec. 15	T	4-4	DETROIT
Dec. 18	L	1-3	WASHINGTON
Dec. 20	L	3-6	NY Rangers
Dec. 21	W	3-2	Hartford
Dec. 23	L	4-6	Detroit
Dec. 26	W	4-3	NY RANGERS
Dec. 28	L	3-6	Washington
Dec. 29	L	5-6	ST. LOUIS
Jan. 1	W	2-1	NY ISLANDERS
Jan. 2	L	1-5	Montreal
Jan. 7	L	2-7	Edmonton
Jan. 9	L	3-4	Winnipeg
Jan. 12	L	0-7	MINNESOTA
Jan. 13	L	1-8	Philadelphia
Jan. 15	L	7-8	MONTREAL
Jan. 19	T	1-1	NEW JERSEY
Jan. 22	L	3-7	QUEBEC
Jan. 24	L	2-8	Toronto
Jan. 26	L	2-6	WASHINGTON
Jan. 28	L	2-7	Washington
Jan. 29	L	1-2	NY RANGERS
Jan. 31	L	2-3	New Jersey
Feb. 2	L	4-7	Chicago
Feb. 4	L	4-6	Winnipeg
Feb. 5	L	4-7	Calgary
Feb. 9	L	2-6	VANCOUVER
Feb. 10	L	3-7	Boston
Feb. 12	W	6-4	LOS ANGELES
Feb. 15	L	3-7	DETROIT
Feb. 17	L	1-4	NY ISLANDERS
Feb. 19	L	7-10	EDMONTON
Feb. 21	L	2-4	Toronto
Feb. 23	W	6-4	WINNIPEG
Feb. 24	L	3-6	Philadelphia
Feb. 26	W	5-4	NEW JERSEY
Feb. 28	L	3-9	NY Rangers
Mar. 1	T	3-3	NY RANGERS
Mar. 4	L	2-10	Buffalo
Mar. 6	L	3-5	PHILADELPHIA
Mar. 10	L	3-4	NY ISLANDERS
Mar. 12	W	7-2	Hartford
Mar. 13	L	3-4	CHICAGO
Mar. 16	L	2-3	Minnesota
Mar. 19	W	7-4	Los Angeles
Mar. 21	L	3-7	Vancouver
Mar. 26	T	4-4	Washington
Mar. 27	L	1-4	NY ISLANDERS
Mar. 30	W	3-2	MONTREAL
Apr. 2	L	3-6	NY ISLANDERS
Apr. 3	L	3-5	NEW JERSEY

**Record: 18-53-9, Sixth in Patrick Division**



# 1983-84



## SEASON HIGHLIGHTS

Lou Angotti is named head coach July 20.

Mike Bullard records 51 goals, the fourth Penguin to hit the 50-goal mark.

## TRANSACTIONS

**Oct. 23, 1983** - Obtained Andy Brickley, Ron Flockhart, Mark Taylor and a first round choice in the 1984 Entry Draft from Philadelphia for Rich Sutter and second and third round choices in the 1984 Entry Draft.

**Dec. 5, 1983** - Obtained Tom Roulston from Edmonton for Kevin McClelland and a sixth round choice in the 1984 Draft.

**Mar. 5, 1984** - Obtained Moe Mantha and a first round choice in the 1984 Entry Draft from Winnipeg for Randy Carlyle.

## SCORING

PLAYERS	GP	G	A	PTS	PIM
Mike Bullard	76	51	41	92	57
Doug Shedden	67	22	35	57	20
Mark Taylor	60	24	31	55	24
Ron Flockhart	76	27	21	48	44
Rick Kehoe	57	18	27	45	8
Tom Roulston	77	16	24	40	24
Pat Boutette	73	14	26	40	142
Andy Brickley	50	18	20	38	9
Kevin McCarthy	78	6	30	36	113
Greg Hotham	76	5	25	30	59
Randy Carlyle	50	3	23	26	82
Bob Errey	65	9	13	22	29
Norm Schmidt	34	6	12	18	12
Bryan Maxwell	48	3	15	18	111
Gary Rissling	47	4	13	17	297
Tom O'Regan	51	4	10	14	8
Greg Fox	73	2	10	12	97
Tim Hrynewich	25	4	5	9	34
Marty McSorley	72	2	7	9	224
Tom Thornbury	14	1	8	9	16
Warren Young	15	1	7	8	19
Steve Gatzos	23	3	3	6	15
Kevin McClelland	24	2	4	6	62
Rod Buskas	47	2	4	6	60
Bob Gladney	13	1	5	6	2
Ted Bulley	26	3	2	5	12
Dave Hannan	24	2	3	5	33
Paul Gardner	16	0	5	5	6
Jim Hamilton	11	2	2	4	4
Rod Schutt	11	1	3	4	4
Rocky Saganiuk	29	1	3	4	37
Darren Lowe	8	1	2	3	0
Andre St. Laurent	8	2	0	2	21
Mitch Lamoreux	8	1	1	2	6
Tim Tookey	8	0	2	2	2
Dean DeFazio	22	0	2	2	28
Greg Tebutt	24	0	2	2	31
Marc Chorney	4	0	1	1	8
Phil Bourque	5	0	1	1	12
Randy Boyd	5	0	1	1	6
Michel Dion	30	0	1	1	2
Grant Sasser	3	0	0	0	0
Vincent Tremblay	4	0	0	0	0
Rich Sutter	5	0	0	0	0
Todd Charlesworth	10	0	0	0	8
Troy Loney	13	0	0	0	9
Roberto Romano	18	0	0	0	0
Denis Herron	38	0	0	0	21
Bench					14

## GOALTENDING

GOALIE	W-L-T	GP	MP	GA	SO	GAA
Denis Herron	8-24-2	38	2028	138	1	4.08
Roberto Romano	6-11-0	18	1020	78	1	4.59
Michel Dion	2-19-4	30	1553	138	0	5.33
Vincent Tremblay	0-4-0	4	240	24	0	6.00
<b>TOTALS</b>	<b>16-58-6</b>	<b>80</b>	<b>4800</b>	<b>390</b>	<b>2</b>	<b>4.68</b>

## GAMES

DATE	RESULT	SCORE	OPPONENT
Oct. 4	L	3-5	St. Louis
Oct. 8	L	1-6	NY RANGERS
Oct. 9	L	1-7	Philadelphia
Oct. 12	L	3-4*	WINNIPEG
Oct. 14	W	4-0	Washington
Oct. 15	L	4-6	HARTFORD
Oct. 18	L	1-3	BUFFALO
Oct. 22	L	1-6	BOSTON
Oct. 25	L	0-1	WASHINGTON
Oct. 27	W	4-2	Chicago
Oct. 29	L	1-3	PHILADELPHIA
Oct. 30	W	5-3	New Jersey
Nov. 2	W	6-3	Winnipeg
Nov. 3	T	3-3*	Calgary
Nov. 5	L	3-7	Edmonton
Nov. 8	T	4-4*	CALGARY
Nov. 11	L	5-6	NY ISLANDERS
Nov. 12	W	4-2	NY Islanders
Nov. 16	L	2-3	TORONTO
Nov. 19	T	4-4*	ST. LOUIS
Nov. 20	L	4-5	Philadelphia
Nov. 23	W	4-1	NEW JERSEY
Nov. 25	L	2-5	Detroit
Nov. 26	L	4-7	DETROIT
Nov. 29	L	4-6	Minnesota
Dec. 1	L	4-6	MINNESOTA
Dec. 3	L	3-6	PHILADELPHIA
Dec. 6	L	3-5	BOSTON
Dec. 11	T	3-3*	MONTREAL
Dec. 13	W	3-2	HARTFORD
Dec. 15	L	1-3	Montreal
Dec. 17	L	5-6	LOS ANGELES
Dec. 18	T	3-3*	Toronto
Dec. 20	L	3-11	NY Islanders
Dec. 21	L	1-6	NY Rangers
Dec. 23	W	6-5*	New Jersey
Dec. 26	W	7-4	NY RANGERS
Dec. 31	L	0-2	St. Louis
Jan. 3	L	5-7	PHILADELPHIA
Jan. 6	L	1-3	New Jersey
Jan. 7	L	4-7	NEW JERSEY
Jan. 10	L	1-7	Quebec
Jan. 14	L	3-7	Boston
Jan. 15	L	0-2	Chicago
Jan. 18	L	4-5*	WINNIPEG
Jan. 20	W	6-3	NY Rangers
Jan. 21	L	2-3	WASHINGTON
Jan. 25	L	3-6	NY RANGERS
Jan. 28	L	2-5	Montreal
Jan. 29	L	3-7	Buffalo
Feb. 1	W	4-0	MINNESOTA
Feb. 4	L	5-6	NY Islanders
Feb. 5	L	4-5	NY ISLANDERS
Feb. 8	L	5-6*	BUFFALO
Feb. 9	L	3-9	Detroit
Feb. 11	W	3-2	NEW JERSEY
Feb. 13	L	1-6	Quebec
Feb. 16	L	3-10	Calgary
Feb. 17	W	4-1	Vancouver
Feb. 19	L	3-7	Edmonton
Feb. 22	L	2-9	EDMONTON
Feb. 25	T	3-3*	CHICAGO
Feb. 26	L	3-4*	NY Rangers
Feb. 29	L	5-9	VANCOUVER
Mar. 1	L	1-9	Washington
Mar. 3	W	4-3	LOS ANGELES
Mar. 5	L	2-5	WASHINGTON
Mar. 6	L	5-6	New Jersey
Mar. 8	L	6-8	QUEBEC
Mar. 11	L	4-6	NY ISLANDERS
Mar. 13	L	3-4	Vancouver
Mar. 14	L	6-7	Los Angeles
Mar. 17	W	4-2	Hartford
Mar. 21	W	3-1	TORONTO
Mar. 22	L	4-13	Philadelphia
Mar. 24	L	0-6	Washington
Mar. 25	L	3-4	WASHINGTON
Mar. 28	L	3-5	PHILADELPHIA
Mar. 29	L	4-6	NY Rangers
Apr. 1	L	1-2	NY ISLANDERS

\* - Overtime

**Record: 16-58-6, Sixth in Patrick Division**





# 1984-85

## SEASON HIGHLIGHTS

Bob Berry is named head coach June 4.

The Penguins draft Mario Lemieux, Doug Bodger and Roger Belanger in the first round of the 1984 Entry Draft on June 9, marking the first time the team selected more than one player in the first round. Lemieux is also the first Penguin to be drafted first overall.

Lemieux records three points (2+1) and is named MVP of the NHL All-Star Game in Calgary.

Lemieux becomes just the third rookie in NHL history to record 100 points (43+57), wins the Calder Trophy as Rookie of the Year, and is named to the All-Rookie Team.

Lemieux and Warren Young each record 40 goals, the first time two Penguins rookies reach the mark.

Warren Young is also named to the All-Rookie Team.

## TRANSACTIONS

**Oct. 11, 1984** - Obtained Randy Hillier from Boston for a fourth round choice in the 1985 Entry Draft.

**Nov. 16, 1984** - Obtained Ville Siren from Hartford for Pat Boutette.

## SCORING

PLAYERS	GP	G	A	PTS	PIM
Mario Lemieux	73	43	57	100	54
Warren Young	80	40	32	72	176
Doug Shedden	80	35	32	67	30
Mike Bullard	68	32	31	63	75
John Chabot	77	9	51	60	14
Wayne Babych	65	20	34	54	35
Moe Mantha	71	11	40	51	54
Doug Bodger	65	5	26	31	67
Andy Brickley	45	7	15	22	10
Randy Hillier	45	2	19	21	56
Mitch Lamoureux	62	11	8	19	53
Gary Rissling	56	10	9	19	209
Kevin McCarthy	64	9	10	19	30
Troy Loney	46	10	8	18	59
Mark Taylor	47	7	10	17	19
Dave Hannan	30	6	7	13	43
Bruce Crowder	26	4	7	11	23
Joe McDonnell	40	2	9	11	20
Rod Buskas	69	2	7	9	191
Todd Charlesworth	67	1	8	9	31
Roger Belanger	44	3	5	8	32
Wally Weir	48	2	6	8	90
Bryan Maxwell	44	0	8	8	57
Jim McGeough	25	3	4	7	16
Greg Fox	26	2	5	7	26
Arto Javanainen	14	4	1	5	2
Ron Flockhart	12	0	5	5	4
Pat Boutette	14	1	3	4	24
Jim Hamilton	11	2	1	3	0
Steve Gatzos	6	0	2	2	2
Rick Kehoe	6	0	2	2	0
Greg Hotham	11	0	2	2	4
Bob Errey	16	0	2	2	7
Michel Dion	10	0	1	1	0
Bob Geale	1	0	0	0	2
Tom O'Regan	1	0	0	0	0
Petteri Lehto	6	0	0	0	4
Mike Rowe	6	0	0	0	7
Brian Ford	8	0	0	0	0
Marty McSorley	15	0	0	0	15
Roberto Romano	31	0	0	0	2
Denis Herron	42	0	0	0	4

## GOALENDING

GOALIE	W-L-T	GP	MP	GA	SO	GAA
Roberto Romano	9-17-2	31	1629	120	1	4.42
Denis Herron	10-22-3	42	2193	169	1	4.62
Michel Dion	3-6-0	10	553	43	0	4.67
Brian Ford	2-6-0	8	457	48	0	6.30
TOTALS	24-51-5	80	4832	385	2	4.78

## GAMES

DATE	RESULT	SCORE	OPPONENT
Oct. 11	L	3-4	Boston
Oct. 13	L	3-4	Montreal
Oct. 17	W	4-3	VANCOUVER
Oct. 20	W	3-1	PHILADELPHIA
Oct. 21	L	2-4	Philadelphia
Oct. 24	L	2-5	NEW JERSEY
Oct. 27	W	6-5	MONTREAL
Oct. 30	W	4-3	DETROIT
Oct. 31	W	7-6	New Jersey
Nov. 3	L	5-7	NY RANGERS
Nov. 6	T	3-3*	EDMONTON
Nov. 8	L	2-6	ST. LOUIS
Nov. 10	L	4-5	NY Islanders
Nov. 14	W	4-3*	Winnipeg
Nov. 16	L	6-7	Vancouver
Nov. 17	L	3-5	Los Angeles
Nov. 21	T	3-3*	WASHINGTON
Nov. 22	L	3-9	Hartford
Nov. 24	L	3-5	NEW JERSEY
Nov. 27	T	2-2*	BUFFALO
Nov. 29	L	3-6	CHICAGO
Dec. 1	L	1-3	Philadelphia
Dec. 2	L	1-9	Washington
Dec. 5	W	7-4	ST. LOUIS
Dec. 7	W	4-3*	NY Rangers
Dec. 8	W	6-4	CALGARY
Dec. 12	W	4-3	NY ISLANDERS
Dec. 15	W	5-2	Toronto
Dec. 19	L	2-3	NEW JERSEY
Dec. 21	W	4-2	PHILADELPHIA
Dec. 22	L	2-5	NY Islanders
Dec. 26	W	6-5	NY ISLANDERS
Dec. 28	W	4-0	HARTFORD
Dec. 29	L	2-10	Quebec
Dec. 31	T	4-4*	Detroit
Jan. 2	W	2-1	Toronto
Jan. 4	L	2-7	Buffalo
Jan. 5	L	3-8	QUEBEC
Jan. 9	W	7-4	VANCOUVER
Jan. 12	W	4-3	EDMONTON
Jan. 16	L	4-5	WASHINGTON
Jan. 17	L	2-6	Washington
Jan. 19	W	5-4	CHICAGO
Jan. 21	L	6-7	Winnipeg
Jan. 23	L	3-4	Minnesota
Jan. 25	T	6-6*	Calgary
Jan. 26	L	3-6	Edmonton
Jan. 30	L	5-6	TORONTO
Feb. 2	L	0-4	NY ISLANDERS
Feb. 7	L	3-6	New Jersey
Feb. 9	L	1-4	NY Islanders
Feb. 10	L	3-4	LOS ANGELES
Feb. 14	L	4-5	Chicago
Feb. 16	L	1-8	QUEBEC
Feb. 18	L	2-8	Philadelphia
Feb. 20	W	6-3	CALGARY
Feb. 22	L	3-8	NY RANGERS
Feb. 23	W	3-1	Minnesota
Feb. 25	L	4-5	MINNESOTA
Feb. 27	L	4-6	WINNIPEG
Mar. 2	W	5-4	NY RANGERS
Mar. 3	L	3-7	NY Rangers
Mar. 5	L	0-6	Los Angeles
Mar. 7	L	1-5	St. Louis
Mar. 9	W	6-5*	Boston
Mar. 10	L	4-11	Philadelphia
Mar. 13	L	3-7	BOSTON
Mar. 16	W	5-0	NY RANGERS
Mar. 17	L	3-4	Hartford
Mar. 19	L	3-5	PHILADELPHIA
Mar. 22	L	1-3	Buffalo
Mar. 24	L	3-7	Washington
Mar. 26	L	4-5	NY Rangers
Mar. 27	W	4-3	NEW JERSEY
Mar. 30	L	4-6	New Jersey
Mar. 31	L	2-4	MONTREAL
Apr. 2	L	3-4	NY Islanders
Apr. 3	L	2-3	DETROIT
Apr. 6	L	4-7	WASHINGTON
Apr. 7	L	3-7	Washington

\* - Overtime

**Record: 24-51-5, Sixth in Patrick Division**

# 1985-86



## SEASON HIGHLIGHTS

Mario Lemieux records his first career hat trick Dec. 31 at St. Louis with four goals.

Lemieux records a 28-game point streak from Jan. 11 through Mar. 15, recording 59 points (21+38) in that span.

Pittsburgh ties the Russian Dynamo, 3-3, Jan. 4 before a sellout crowd.

Lemieux records his 100th point of the season Feb. 15, becoming the first Penguin to record back-to-back 100 point seasons.

## TRANSACTIONS

**Sept. 10, 1985** - Obtained Gilles Meloche from Edmonton for Tim Hrynewich and Marty McSorley.

**Oct. 4, 1985** - Obtained Randy Cunneyworth and Mike Moller from Buffalo for Pat Hughes.

**Mar. 11, 1986** - Obtained Ron Duguay from Detroit for Doug Shedden.

## SCORING

PLAYERS	GP	G	A	PTS	PIM
Mario Lemieux	79	48	93	141	43
Mike Bullard	77	41	42	83	69
Moe Mantha	78	15	52	67	102
Doug Shedden	67	32	34	66	32
Terry Ruskowski	72	26	37	63	167
Ron Duguay	80	25	36	61	32
Randy Cunneyworth	75	15	30	45	74
John Chabot	77	14	31	45	6
Doug Bodger	79	4	33	37	63
Dave Hannan	75	17	18	35	91
Willy Lindstrom	71	14	17	31	30
Mike Blaisdell	66	15	14	29	36
Norm Schmidt	66	15	14	29	57
Jim Johnson	80	3	26	29	115
Craig Simpson	76	11	17	28	49
Dan Frawley	69	10	11	21	174
Bob Errey	37	11	6	17	8
Ville Siren	60	4	8	12	32
Troy Loney	47	3	9	12	95
Rod Buskas	72	2	7	9	159
Jim McGeough	17	3	2	5	8
Chris Dahlquist	5	1	2	3	2
Tom O'Regan	9	1	2	3	2
Randy Hillier	28	0	3	3	53
Ted Nolan	18	1	1	2	34
Dwight Mathieson	4	1	0	1	2
Todd Charlesworth	2	0	1	1	0
Gilles Meloche	34	0	1	1	2
Roberto Romano	46	0	1	1	4
Wayne Babych	2	0	0	0	0
Denis Herron	3	0	0	0	0
Joe McDonnell	3	0	0	0	2
Mike Rowe	3	0	0	0	4
Phil Bourque	4	0	0	0	2
Tom Roulston	5	0	0	0	2

## GOALTENDING

GOALIE	W-L-T	GP	MP	GA	SO	GAA
Roberto Romano	21-20-3	46	2683	159	2	3.55
Gilles Meloche	13-15-5	34	1989	119	0	3.59
Denis Herron	0-3-0	3	180	14	0	4.67
<b>TOTALS</b>	<b>34-38-8</b>	<b>80</b>	<b>4852</b>	<b>305</b>	<b>2</b>	<b>3.77</b>

## GAMES

DATE	RESULT	SCORE	OPPONENT
Oct. 10	L	3-5	MONTREAL
Oct. 13	L	2-4	PHILADELPHIA
Oct. 15	W	3-2	MINNESOTA
Oct. 16	T	5-5*	Chicago
Oct. 19	L	3-4	Quebec
Oct. 23	W	5-4	Toronto
Oct. 24	W	6-4	TORONTO
Oct. 26	T	4-4*	QUEBEC
Oct. 29	L	3-4	HARTFORD
Oct. 30	L	3-6	Detroit
Nov. 2	T	4-4	Montreal
Nov. 4	L	2-4	NY RANGERS
Nov. 6	L	1-4	WASHINGTON
Nov. 8	L	3-5	New Jersey
Nov. 9	W	3-1	CHICAGO
Nov. 13	W	6-3	Vancouver
Nov. 16	L	3-4*	Los Angeles
Nov. 19	L	3-4	Washington
Nov. 20	L	1-3	WASHINGTON
Nov. 22	W	8-1	WINNIPEG
Nov. 24	L	4-7	Philadelphia
Nov. 27	W	7-1	TORONTO
Nov. 30	W	5-4	NY RANGERS
Dec. 2	W	6-0	NY Rangers
Dec. 4	W	5-2	DETROIT
Dec. 6	W	3-1	Buffalo
Dec. 7	L	1-5	NEW JERSEY
Dec. 10	L	4-7	NY Islanders
Dec. 11	T	4-4*	NY ISLANDERS
Dec. 14	L	4-5	Hartford
Dec. 15	W	5-2	NY RANGERS
Dec. 17	W	4-3	CALGARY
Dec. 19	W	4-3*	Minnesota
Dec. 21	L	2-4	PHILADELPHIA
Dec. 22	L	2-3*	Philadelphia
Dec. 26	W	4-3	BOSTON
Dec. 28	L	2-4	NY ISLANDERS
Dec. 31	W	8-4	St. Louis
Jan. 1	L	4-7	Chicago
Jan. 6	W	4-3	NEW JERSEY
Jan. 8	W	7-3	LOS ANGELES
Jan. 9	L	0-9	NY Islanders
Jan. 11	T	3-3*	BUFFALO
Jan. 16	W	6-3	NY ISLANDERS
Jan. 18	W	5-2	St. Louis
Jan. 19	W	3-2	MINNESOTA
Jan. 22	W	7-4	Edmonton
Jan. 24	L	3-4	Vancouver
Jan. 25	L	2-5	Calgary
Jan. 28	T	2-2*	PHILADELPHIA
Jan. 29	W	4-1	New Jersey
Feb. 1	L	3-4	NY Islanders
Feb. 2	L	2-3	Boston
Feb. 8	W	4-0	NEW JERSEY
Feb. 12	W	8-1	WASHINGTON
Feb. 15	W	9-4	VANCOUVER
Feb. 16	T	5-5*	New Jersey
Feb. 19	W	5-2	WINNIPEG
Feb. 21	W	7-3	Detroit
Feb. 22	L	3-5	ST. LOUIS
Feb. 24	W	6-5*	LOS ANGELES
Feb. 26	W	5-2	BUFFALO
Feb. 27	L	3-8	NY Rangers
Mar. 1	L	5-1	HARTFORD
Mar. 4	L	3-6	Calgary
Mar. 7	L	3-5	Edmonton
Mar. 9	L	3-5	Winnipeg
Mar. 11	L	3-5	Washington
Mar. 12	L	2-5	BOSTON
Mar. 15	T	2-2*	NY RANGERS
Mar. 17	L	3-5	WASHINGTON
Mar. 19	W	7-3	New Jersey
Mar. 20	L	1-5	Philadelphia
Mar. 22	W	7-4	Quebec
Mar. 26	L	3-8	EDMONTON
Mar. 29	L	3-4	Montreal
Apr. 1	L	3-5	Washington
Apr. 2	L	2-7	NY ISLANDERS
Apr. 5	L	3-4*	PHILADELPHIA
Apr. 6	W	5-4*	NY Rangers

\* - Overtime

**Record: 34-38-8, Fifth in Patrick Division**





# 1986-87

## SEASON HIGHLIGHTS

The Penguins defeat Buffalo, 5-4, in overtime Oct. 22 to extend their record start-of-the-season winning streak to seven games.

Mario Lemieux records 107 points (54+53), topping the century mark for the third consecutive season.

## TRANSACTIONS

**Nov. 12, 1986** - Obtained Dan Quinn from Calgary for Mike Bullard.

**Jan. 21, 1987** - Obtained Chris Kontos from the New York Rangers for Ron Duguay.

**Feb. 6, 1987** - Obtained Pat Riggan from Boston for Roberto Romano.

## SCORING

PLAYERS	GP	G	A	PTS	PIM
Mario Lemieux	63	54	53	107	57
Dan Quinn	80	31	49	80	54
Randy Cunneynworth	79	26	27	53	142
Craig Simpson	72	26	25	51	57
Terry Ruskowski	70	14	37	51	147
Doug Bodger	76	11	38	49	52
Moe Mantha	62	9	31	40	44
John Chabot	72	14	22	36	8
Bob Errey	72	16	18	34	46
Jim Johnson	80	5	25	30	116
Dan Frawley	78	14	14	28	218
Kevin LaVallee	33	8	20	28	4
Dave Hannan	58	10	15	25	56
Willy Lindstrom	60	10	13	23	6
Ville Siren	69	5	18	23	50
Warren Young	50	8	13	21	103
Ron Duguay	40	5	13	18	30
Rod Buskas	68	3	15	18	123
Chris Kontos	31	8	9	17	6
Troy Loney	23	8	7	15	22
Randy Hillier	55	4	8	12	97
Mike Bullard	14	2	10	12	17
Dwight Schofield	25	1	6	7	59
Norm Schmidt	20	1	5	6	4
Phil Bourque	22	2	3	5	32
Jim McGeough	11	1	4	5	8
Mitch Wilson	17	2	1	3	83
Lee Giffin	8	1	1	2	0
Mike Blaisdell	10	1	1	2	2
Neil Belland	3	0	1	1	0
Dwight Mathiasen	6	0	1	1	2
Chris Dahlquist	19	0	1	1	22
Pat Riggan	27	0	1	1	2
Gilles Meloche	43	0	1	1	20
Todd Charlesworth	1	0	0	0	0
Alain Lemieux	1	0	0	0	0
Steve Guenette	2	0	0	0	0
Mike Rowe	2	0	0	0	0
Carl Mokosak	3	0	0	0	4
Roberto Romano	25	0	0	0	0
Bench					16

## GOALTENDING

GOALIE	W-L-T	GP	MP	GA	SO	GAA
Pat Riggan	8-6-3	17	988	55	0	3.34
Gilles Meloche	13-19-7	43	2343	134	0	3.43
Roberto Romano	9-11-2	25	1438	87	0	3.63
Steve Guenette	0-2-0	2	113	8	0	4.25
<b>TOTALS</b>	<b>30-38-12</b>	<b>80</b>	<b>4882</b>	<b>290</b>	<b>1</b>	<b>3.56</b>

## GAMES

DATE	RESULT	SCORE	OPPONENT
Oct. 9	W	5-4	WASHINGTON
Oct. 11	W	6-5*	NY RANGERS
Oct. 12	W	4-1	Chicago
Oct. 14	W	4-3*	LOS ANGELES
Oct. 17	W	7-3	Buffalo
Oct. 18	W	8-4	NEW JERSEY
Oct. 22	W	5-4*	BUFFALO
Oct. 23	L	3-5	Philadelphia
Oct. 25	W	4-2	PHILADELPHIA
Oct. 28	L	2-5	Hartford
Oct. 29	L	6-8	NEW JERSEY
Nov. 1	T	3-3*	St. Louis
Nov. 4	T	2-2*	VANCOUVER
Nov. 8	W	4-2	Minnesota
Nov. 9	L	1-2	Detroit
Nov. 12	W	2-1	BOSTON
Nov. 14	L	4-5	New Jersey
Nov. 15	W	5-2	QUEBEC
Nov. 18	L	1-3	Winnipeg
Nov. 20	W	5-2	Calgary
Nov. 22	W	5-4	Washington
Nov. 25	L	1-5	NY Islanders
Nov. 26	L	2-3	NY ISLANDERS
Nov. 29	T	5-5*	NY RANGERS
Nov. 30	T	2-2*	NY Rangers
Dec. 5	L	2-4	EDMONTON
Dec. 6	W	5-2	MINNESOTA
Dec. 10	L	4-6	CALGARY
Dec. 12	W	8-3	TORONTO
Dec. 13	L	2-3*	Toronto
Dec. 17	L	0-3	Los Angeles
Dec. 20	L	4-6	PHILADELPHIA
Dec. 22	T	4-4*	Montreal
Dec. 23	L	3-4*	NY Islanders
Dec. 26	T	3-3*	Buffalo
Dec. 27	T	3-3*	NY ISLANDERS
Dec. 30	L	3-5	NY RANGERS
Jan. 1	L	3-4*	Washington
Jan. 3	W	6-3	MONTREAL
Jan. 7	W	5-2	WASHINGTON
Jan. 9	L	2-3	Washington
Jan. 13	T	3-3*	NY Islanders
Jan. 14	L	3-4	WINNIPEG
Jan. 17	L	2-4	Boston
Jan. 18	L	0-1	DETROIT
Jan. 21	L	5-10	Los Angeles
Jan. 23	W	6-0	Vancouver
Jan. 24	L	2-4	Edmonton
Jan. 27	W	7-5	WASHINGTON
Jan. 29	L	3-5	Philadelphia
Feb. 1	L	6-8	HARTFORD
Feb. 5	L	5-6	Boston
Feb. 7	W	4-1	CHICAGO
Feb. 8	W	2-1*	New Jersey
Feb. 14	T	3-3*	VANCOUVER
Feb. 15	L	1-4	NY Rangers
Feb. 17	L	1-3	CALGARY
Feb. 19	T	4-4*	Philadelphia
Feb. 21	L	5-6	NEW JERSEY
Feb. 22	W	4-2	NY Rangers
Feb. 24	W	5-2	EDMONTON
Feb. 26	L	4-5	NY Islanders
Feb. 28	L	1-2	CHICAGO
Mar. 1	T	5-5*	ST. LOUIS
Mar. 3	W	8-1	Quebec
Mar. 5	L	2-7	Toronto
Mar. 7	W	7-3	Minnesota
Mar. 8	W	5-3	Winnipeg
Mar. 10	L	3-6	NY ISLANDERS
Mar. 12	W	6-3	QUEBEC
Mar. 14	L	2-3*	NY RANGERS
Mar. 18	W	5-4	ST. LOUIS
Mar. 20	L	3-4	Washington
Mar. 22	L	1-3	Philadelphia
Mar. 24	T	3-3*	PHILADELPHIA
Mar. 28	L	4-5	Hartford
Mar. 29	L	1-4	MONTREAL
Mar. 31	L	3-5	New Jersey
Apr. 2	W	6-2	NEW JERSEY
Apr. 4	W	4-3*	DETROIT

\* - Overtime

**Record: 30-38-12, Fifth in Patrick Division**

# 1987-88



## SEASON HIGHLIGHTS

Pierre Creamer is named head coach June 4.

Mario Lemieux picks up his second All-Star MVP award, after posting six points (3+3), including the game-winning goal in overtime at St. Louis.

Lemieux sets the Penguin records for goals (70), assists (98), points (168) and power-play goals (22).

Lemieux wins his first Art Ross Trophy and his first Hart Trophy.

Tony Esposito is named general manager Apr. 14.

Pierre Creamer is relieved of his coaching duties June 14.

## TRANSACTIONS

**Nov. 24, 1987** - Obtained Paul Coffey, Dave Hunter and Wayne Van Dorp from Edmonton for Craig Simpson, Moe Mantha, Dave Hannan and Chris Joseph.

## SCORING

PLAYERS	GP	G	A	PTS	PIM
Mario Lemieux	77	70	98	168	92
Dan Quinn	70	40	39	79	50
Randy Cunneynworth	71	35	39	74	141
Paul Coffey	46	15	52	67	93
Doug Bodger	69	14	31	45	103
Rob Brown	51	24	20	44	56
Dave Hunter	80	14	21	35	83
Charlie Simmer	50	11	17	28	24
Jock Callander	41	11	16	27	45
Craig Simpson	21	13	13	26	34
Bryan Erickson	53	7	19	26	20
Ville Siren	58	1	20	21	62
Dave McLlwain	66	11	8	19	40
Troy Loney	65	5	13	18	151
Phil Bourque	21	4	12	16	20
Dan Frawley	47	6	8	14	152
Randy Hillier	55	1	12	13	144
Jim Johnson	55	1	12	13	87
Rod Buskas	76	4	8	12	206
Steve Gotaas	36	5	6	11	45
Zarley Zalapski	15	3	8	11	7
Moe Mantha	21	2	8	10	23
Bob Errey	17	3	6	9	18
Chris Dahlquist	44	3	6	9	69
Mark Kachowski	38	5	3	8	126
Perry Ganchar	31	3	5	8	36
Wilf Paiement	23	2	6	8	39
Chris Kontos	36	1	7	8	12
Kevin Stevens	16	5	2	7	8
Dave Hannan	21	4	3	7	23
Dwight Mathiasen	23	0	6	6	14
Wayne Van Dorp	25	1	3	4	75
Chris Joseph	17	0	4	4	12
Norm Schmidt	5	1	2	3	0
Todd Charlesworth	6	2	0	2	2
Brad Aitken	5	1	1	2	0
Lee Giffin	19	0	2	2	9
Frank Pietrangelo	21	0	2	2	2
Scott Gruhl	6	1	0	1	0
Pat Mayer	1	0	0	0	4
Dave Goetz	2	0	0	0	2
Warren Young	7	0	0	0	15
Jimmy Mann	9	0	0	0	53
Steve Guenette	19	0	0	0	2
Pat Riggan	22	0	0	0	12
Gilles Meloche	27	0	0	0	0

## GOALTENDING

GOALIE	W-L-T	GP	MP	GA	SO	GAA
Steve Guenette	12-7-0	19	1092	61	1	3.35
Pat Riggan	7-8-4	22	1169	76	0	3.90
Frank Pietrangelo	9-11-0	21	1207	80	1	3.98
Gilles Meloche	8-9-5	27	1394	95	0	4.09
<b>TOTALS</b>	<b>36-35-9</b>	<b>80</b>	<b>4862</b>	<b>316</b>	<b>2</b>	<b>3.90</b>

## GAMES

DATE	RESULT	SCORE	OPPONENT
Oct. 8	T	4-4*	NY Rangers
Oct. 9	L	3-6	New Jersey
Oct. 13	W	8-3	BUFFALO
Oct. 15	T	6-6	NY RANGERS
Oct. 17	L	2-3	Montreal
Oct. 18	L	2-3	Philadelphia
Oct. 21	L	4-5	NEW JERSEY
Oct. 23	L	2-5	Detroit
Oct. 24	W	5-3	BUFFALO
Oct. 27	T	4-4*	LOS ANGELES
Oct. 29	L	0-4	TORONTO
Oct. 31	W	5-4*	Quebec
Nov. 3	W	5-1	PHILADELPHIA
Nov. 5	W	4-2	NY Islanders
Nov. 7	L	1-4	Boston
Nov. 11	W	3-2	WASHINGTON
Nov. 12	L	2-5	Philadelphia
Nov. 14	W	3-2*	NY RANGERS
Nov. 17	L	4-6	Vancouver
Nov. 20	L	1-4	Edmonton
Nov. 21	T	4-4*	Calgary
Nov. 25	W	6-4	QUEBEC
Nov. 27	W	4-2	Washington
Nov. 28	T	5-5*	WASHINGTON
Dec. 2	L	1-7	NY ISLANDERS
Dec. 5	W	6-3	VANCOUVER
Dec. 9	W	5-2	CALGARY
Dec. 11	W	6-4	NY ISLANDERS
Dec. 12	L	2-5	St. Louis
Dec. 15	L	2-5	PHILADELPHIA
Dec. 17	W	7-4	New Jersey
Dec. 19	W	4-3	NY RANGERS
Dec. 20	W	8-4	NY Rangers
Dec. 23	L	2-6	NEW JERSEY
Dec. 26	W	6-3	DETROIT
Dec. 27	T	3-3*	Buffalo
Dec. 29	T	4-4*	BOSTON
Jan. 1	L	3-5	Washington
Jan. 2	L	2-3	NY Islanders
Jan. 5	T	4-4	LOS ANGELES
Jan. 7	L	2-3	BOSTON
Jan. 9	L	4-5*	Hartford
Jan. 10	L	5-7	Detroit
Jan. 12	T	5-5	NY ISLANDERS
Jan. 15	L	4-5	PHILADELPHIA
Jan. 16	W	4-3	Toronto
Jan. 19	W	6-4	NY Islanders
Jan. 20	W	8-3	Chicago
Jan. 23	W	4-3*	Montreal
Jan. 25	L	4-6	EDMONTON
Jan. 27	L	1-4	WINNIPEG
Jan. 28	L	3-6	New Jersey
Jan. 30	W	4-2	CHICAGO
Feb. 2	W	3-2*	WASHINGTON
Feb. 4	W	1-0	MINNESOTA
Feb. 6	W	5-4	HARTFORD
Feb. 7	L	3-6	NY Rangers
Feb. 13	W	7-5	Los Angeles
Feb. 17	L	0-5	Vancouver
Feb. 19	L	3-7	Edmonton
Feb. 21	L	4-5	ST. LOUIS
Feb. 23	L	3-4*	WINNIPEG
Feb. 25	L	1-2	NY Rangers
Feb. 28	L	5-7	Chicago
Mar. 1	W	8-3	MINNESOTA
Mar. 5	W	8-3	NY ISLANDERS
Mar. 7	W	5-4	Calgary
Mar. 10	L	4-6	St. Louis
Mar. 12	L	3-6	Minnesota
Mar. 13	W	5-4	Winnipeg
Mar. 16	W	5-2	TORONTO
Mar. 19	W	7-0	PHILADELPHIA
Mar. 20	L	2-4	Philadelphia
Mar. 23	W	7-1	WASHINGTON
Mar. 25	W	5-2	MONTREAL
Mar. 27	W	6-3	Quebec
Mar. 29	L	0-4	New Jersey
Mar. 31	L	2-7	NEW JERSEY
Apr. 2	W	7-6	Washington
Apr. 3	W	4-2	HARTFORD

\* - Overtime

**Record: 36-35-9, Sixth in Patrick Division**





# 1988-89

## SEASON HIGHLIGHTS

Gene Ubriaco is hired as head coach June 28.

Mario Lemieux records a club record five goals on Dec. 31 vs. New Jersey, scoring one goal each at even strength, on the power play, short-handed, on a penalty shot and into an empty net.

Lemieux better his records for goals (85), assists (114), points (199), power play goals (31), short-handed goals (13) and hat tricks (9).

Pittsburgh sets an NHL record with 119 power play goals.

The Penguins return to the post-season for the first time in seven seasons, sweeping the Rangers and falling to Philadelphia in seven games.

Lemieux ties NHL playoff records for goals (5) and points (8) in a game in a 10-7 Pittsburgh Game One win against Philadelphia.

Lemieux captures his second Art Ross Trophy.

## TRANSACTIONS

**Sept. 1, 1988** - Obtained Wendell Young and a seventh round choice in the 1990 Entry Draft from Philadelphia for a third round choice in the 1990 Entry Draft.

**Nov. 12, 1988** - Obtained Tom Barraso and a third round choice in the 1990 Entry Draft from Buffalo for Doug Bodger and Darrin Shannon.

## SCORING

PLAYERS	GP	G	A	PTS	PIM
Mario Lemieux	76	85	114	199	100
Rob Brown	68	49	66	115	118
Paul Coffey	75	30	83	113	193
Dan Quinn	79	34	60	94	102
Bob Errey	76	26	32	58	124
John Cullen	79	12	37	49	112
Zarley Zalapski	58	12	33	45	57
Randy Cunneynworth	70	25	19	44	156
Phil Bourque	80	17	26	43	97
Dave Hannan	72	10	20	30	157
Randy Hillier	68	1	23	24	141
Troy Loney	69	10	6	16	165
Jim Johnson	76	2	14	16	163
Kevin Stevens	24	12	3	15	19
Jock Callander	30	6	5	11	20
Tom Barraso	54	0	8	8	70
Dan Frawley	46	3	4	7	66
Steve Dykstra	65	1	6	7	126
Chris Dahlquist	43	1	5	6	42
Rod Buskas	52	1	5	6	105
Doug Bodger	10	1	4	5	7
Jay Caufield	58	1	4	5	285
Gord Dineen	40	1	3	4	44
Scott Bjugstad	24	3	0	3	4
Dave McLlwain	24	1	2	3	4
Mark Kachowski	12	1	1	2	43
Mark Recchi	15	1	1	2	0
Wendell Young	22	0	2	2	4
Ville Siren	12	1	0	1	14
Steve Guenette	11	0	1	1	0
Rick Tabaracci	1	0	0	0	2
Perry Ganchar	3	0	0	0	0
Frank Pietrangelo	15	0	0	0	2
Richard Zemlak	34	0	0	0	148
Bench					16

## GOALTENDING

GOALIE	W-L-T	GP	MP	GA	SO	GAA
Frank Pietrangelo	5-3-0	15	669	45	0	4.04
Tom Barraso	18-15-7	44	2406	162	0	4.04
Steve Guenette	5-6-0	11	574	41	0	4.29
Wendell Young	12-9-0	22	1150	92	0	4.80
Rick Tabaracci	0-0-0	1	33	4	0	7.27
TOTALS	40-33-7	80	4844	349	0	4.32

## GAMES

DATE	RESULT	SCORE	OPPONENT
Oct. 7	W	6-4	Washington
Oct. 11	W	8-7	WASHINGTON
Oct. 12	L	5-8	Buffalo
Oct. 15	W	9-2	ST. LOUIS
Oct. 16	W	4-2	PHILADELPHIA
Oct. 21	L	4-6	New Jersey
Oct. 22	W	7-4	CHICAGO
Oct. 25	W	6-1	CALGARY
Oct. 27	L	3-4	St. Louis
Oct. 29	W	5-4	Montreal
Oct. 30	L	2-9	NY Rangers
Nov. 1	W	5-3	VANCOUVER
Nov. 3	L	2-6	QUEBEC
Nov. 6	L	4-5	Philadelphia
Nov. 8	L	3-7	EDMONTON
Nov. 10	W	5-1	TORONTO
Nov. 12	L	2-7	Los Angeles
Nov. 13	W	4-2	Vancouver
Nov. 16	L	5-8	Toronto
Nov. 19	L	3-6	NY Islanders
Nov. 23	W	8-2	NY RANGERS
Nov. 25	W	5-3	Washington
Nov. 26	W	4-3	PHILADELPHIA
Nov. 30	W	6-4	WASHINGTON
Dec. 3	W	4-2	NY ISLANDERS
Dec. 4	T	3-3*	Boston
Dec. 6	W	7-6	CHICAGO
Dec. 8	L	3-4	Philadelphia
Dec. 10	T	4-4	NEW JERSEY
Dec. 14	W	5-4	LOS ANGELES
Dec. 15	W	8-2	NY Islanders
Dec. 17	W	3-2	DETROIT
Dec. 20	W	5-3	NY ISLANDERS
Dec. 21	W	6-1	Toronto
Dec. 23	T	2-2*	New Jersey
Dec. 26	W	4-3*	Hartford
Dec. 29	L	2-3	PHILADELPHIA
Dec. 31	W	8-6	NEW JERSEY
Jan. 2	L	0-8	Washington
Jan. 7	L	5-7	VANCOUVER
Jan. 10	W	5-3	NY ISLANDERS
Jan. 12	W	9-2	Minnesota
Jan. 14	T	4-4*	NY RANGERS
Jan. 15	L	4-6	NY Rangers
Jan. 17	L	2-5	NY Islanders
Jan. 20	L	3-7	Winnipeg
Jan. 21	W	7-4	Edmonton
Jan. 25	W	5-4	WINNIPEG
Jan. 28	W	10-5	DETROIT
Jan. 31	L	1-5	MONTREAL
Feb. 2	W	5-3	Philadelphia
Feb. 3	T	3-3*	ST. LOUIS
Feb. 5	W	5-2	Boston
Feb. 9	W	5-2	QUEBEC
Feb. 11	L	1-8	Quebec
Feb. 12	L	2-4	CALGARY
Feb. 14	W	7-3	BUFFALO
Feb. 17	L	1-5	Buffalo
Feb. 18	L	3-5	NY RANGERS
Feb. 21	L	1-2	MINNESOTA
Feb. 23	T	6-6*	Detroit
Feb. 25	T	5-5*	NY Islanders
Feb. 26	L	6-8	Hartford
Mar. 1	W	4-1	NEW JERSEY
Mar. 3	L	2-4	Washington
Mar. 5	L	2-4	EDMONTON
Mar. 7	L	2-3*	Los Angeles
Mar. 9	L	3-10	Calgary
Mar. 10	W	5-1	Winnipeg
Mar. 12	W	6-5	Chicago
Mar. 14	L	2-8	BOSTON
Mar. 16	W	2-1	New Jersey
Mar. 18	L	2-7	MONTREAL
Mar. 20	L	2-7	Minnesota
Mar. 22	L	4-5	WASHINGTON
Mar. 25	W	5-4	NEW JERSEY
Mar. 26	W	6-4	NY Rangers
Mar. 30	L	5-9	HARTFORD
Apr. 1	W	5-2	NY RANGERS
Apr. 2	W	6-5*	Philadelphia

\* - Overtime

**Record: 40-33-7, Second in Patrick Division**

# 1989-90



## SEASON HIGHLIGHTS

Craig Patrick is named general manager and head coach Dec. 5, replacing Tony Esposito and Gene Ubriaco.

Pittsburgh hosts the All-Star Game Jan. 21 for the first time. Mario Lemieux scores four goals and wins his third All-Star MVP award.

Mario Lemieux records a 46-game point streak (39-64=103), the second-longest in league history from Oct. 3 through Feb. 11. The streak is broken when he leaves a game against the Rangers on Feb. 14 with a back injury.

## TRANSACTIONS

**June 17, 1989** - Obtained Randy Gilhen, Andrew McBain and Jim Kyte from Winnipeg for Randy Cunneynorth, Rick Tabaracci and Dave McLlwain.

**Jan. 8, 1990** - Obtained Rod Buskas, Tony Tanti and Bary Pederson from Vancouver for Dan Quinn, Andrew McBain and Dave Capuano.

## SCORING

PLAYERS	GP	G	A	PTS	PIM
Mario Lemieux	59	45	78	123	78
Paul Coffey	80	29	74	103	95
John Cullen	72	32	60	92	138
Rob Brown	80	33	47	80	102
Kevin Stevens	76	29	41	70	171
Mark Recchi	74	30	37	67	44
Tony Tanti	78	28	36	64	72
Phil Bourque	76	22	17	39	108
Bob Errey	78	20	19	39	109
Zarley Zalapski	51	6	25	31	37
Bary Pederson	54	6	25	31	39
Dan Quinn	41	9	20	29	22
Troy Loney	67	11	16	27	168
Randy Gilhen	61	5	11	16	54
Jim Johnson	75	3	13	16	154
Randy Hillier	61	3	12	15	71
Andrew McBain	41	5	9	14	51
Chris Dahlquist	62	4	10	14	56
Jock Callander	30	4	7	11	49
Gilbert Delorme	54	3	7	10	44
Doug Smith	40	4	5	9	97
Gord Dineen	69	1	8	9	125
Richard Zemlak	19	1	5	6	43
Jim Kyte	56	3	1	4	125
Wendell Young	43	0	4	4	8
Jay Caulfield	37	1	2	3	123
Jamie Leach	10	0	3	3	0
Rod Buskas	23	0	3	3	49
Alain Chevrier	42	0	3	3	8
Mark Kachowski	14	0	1	1	40
Dave Capuano	6	0	0	0	2
Frank Pietrangelo	21	0	0	0	2
Tom Barrasso	24	0	0	0	8
Bench					14

## GOALTENDING

GOALIE	W-L-T	GP	MP	GA	SO	GAA
Wendell Young	16-20-3	43	2318	161	1	4.17
Frank Pietrangelo	8-6-2	21	1066	77	0	4.33
Tom Barrasso	7-12-3	24	1294	101	0	4.68
Alain Chevrier	1-2-0	3	166	14	0	5.06
TOTALS	32-40-8	80	4856	359	1	4.44

## GAMES

DATE	RESULT	SCORE	OPPONENT
Oct. 5	L	4-5	Boston
Oct. 7	T	4-4*	New Jersey
Oct. 10	W	5-1	WINNIPEG
Oct. 14	W	2-1*	MONTREAL
Oct. 15	L	2-4	NY Rangers
Oct. 17	W	7-5	TORONTO
Oct. 18	L	3-9	ST. LOUIS
Oct. 21	L	2-4	BUFFALO
Oct. 25	L	6-8	TORONTO
Oct. 26	T	3-3*	Detroit
Oct. 28	L	1-5	Montreal
Oct. 31	L	4-8	LOS ANGELES
Nov. 2	W	5-2	NY ISLANDERS
Nov. 4	W	3-1	Edmonton
Nov. 5	L	3-5	Vancouver
Nov. 9	L	3-4	Chicago
Nov. 11	L	3-8	St. Louis
Nov. 14	W	6-0	NY RANGERS
Nov. 16	W	8-2	QUEBEC
Nov. 18	W	5-3	NY ISLANDERS
Nov. 22	L	3-6	NEW JERSEY
Nov. 24	W	7-4	Washington
Nov. 25	L	1-4	WASHINGTON
Nov. 28	L	3-6	PHILADELPHIA
Nov. 30	L	1-4	Philadelphia
Dec. 2	W	7-4	Quebec
Dec. 6	W	5-3	WASHINGTON
Dec. 8	W	3-2	New Jersey
Dec. 9	L	4-6	CHICAGO
Dec. 12	W	7-5	BOSTON
Dec. 14	T	4-4*	Minnesota
Dec. 16	L	3-4	Calgary
Dec. 19	L	4-8	HARTFORD
Dec. 21	W	5-2	WASHINGTON
Dec. 23	L	6-8	NY ISLANDERS
Dec. 26	L	3-6	Washington
Dec. 27	W	7-4	NY RANGERS
Dec. 31	W	5-4	NY Rangers
Jan. 2	L	2-5	BOSTON
Jan. 4	W	4-3	VANCOUVER
Jan. 6	W	5-3	WINNIPEG
Jan. 8	W	7-5	NY Rangers
Jan. 10	L	3-6	New Jersey
Jan. 12	W	6-4	Washington
Jan. 16	W	4-3	PHILADELPHIA
Jan. 18	T	3-3*	NY RANGERS
Jan. 23	L	2-4	NEW JERSEY
Jan. 25	W	5-3	Detroit
Jan. 27	L	3-9	NY Islanders
Jan. 28	L	2-7	Buffalo
Jan. 30	L	3-6	PHILADELPHIA
Feb. 2	W	6-3	EDMONTON
Feb. 3	L	4-8	Toronto
Feb. 6	L	7-8*	NY ISLANDERS
Feb. 8	W	7-5	WASHINGTON
Feb. 10	W	7-6	LOS ANGELES
Feb. 11	W	4-1	Philadelphia
Feb. 14	W	4-3*	NY Rangers
Feb. 16	T	3-3*	Winnipeg
Feb. 18	L	4-6	Chicago
Feb. 20	W	6-4	PHILADELPHIA
Feb. 22	W	4-3*	NY ISLANDERS
Feb. 24	L	1-11	Montreal
Feb. 26	L	2-3	Quebec
Feb. 28	W	2-1	NEW JERSEY
Mar. 2	L	5-6	New Jersey
Mar. 4	W	8-6	MINNESOTA
Mar. 6	L	3-4*	Edmonton
Mar. 7	L	3-6	Calgary
Mar. 10	L	2-8	Los Angeles
Mar. 11	L	3-5	Vancouver
Mar. 15	W	6-1	DETROIT
Mar. 17	L	2-6	MINNESOTA
Mar. 18	T	2-2*	NY Islanders
Mar. 22	L	3-5	Philadelphia
Mar. 24	T	3-3*	CALGARY
Mar. 25	L	2-4	Hartford
Mar. 27	T	3-3*	HARTFORD
Mar. 29	L	4-5	St. Louis
Mar. 31	L	2-3*	BUFFALO

\* = Overtime

**Record: 32-40-8, Fifth in Patrick Division**





# 1990-91

## SEASON HIGHLIGHTS

"Badger" Bob Johnson is named Penguins head coach June 12.

The Penguins win their first division title, capturing the Patrick Division crown with a 7-4 win at Detroit on Mar. 27.

The Penguins down New Jersey (4-3), Washington (4-1), Boston (4-2), and Minnesota (4-2) to capture their first Stanley Cup.

Mario Lemieux wins the Conn Smythe Trophy as playoff MVP.

Jaromir Jagr is named to the NHL All-Rookie Team.

## TRANSACTIONS

**June 16, 1990** - Obtained Joe Mullen from Calgary for a second round choice in the 1990 Entry Draft.

**Dec. 11, 1990** - Obtained Larry Murphy and Peter Taglianetti from Minnesota for Jim Johnson and Chris Dahlquist.

**Dec. 13, 1990** - Obtained Jiri Hrdina from Calgary for Jim Kyte.

**Mar. 4, 1990** - Obtained Ron Francis, Ulf Samuelsson and Grant Jennings from Hartford for John Cullen, Zarley Zalapski and Jeff Parker.

## SCORING

PLAYERS	GP	G	A	PTS	PIM
Mark Recchi	78	40	73	113	48
John Cullen	65	31	63	94	83
Paul Coffey	76	24	69	93	128
Ron Francis	81	23	64	87	72
Kevin Stevens	80	40	46	86	133
Jaromir Jagr	80	27	30	57	42
Zarley Zalapski	66	12	36	48	59
Mario Lemieux	26	19	26	45	30
Larry Murphy	75	9	34	43	68
Bob Errey	79	20	22	42	115
Scott Young	77	17	25	42	41
Joe Mullen	47	17	22	39	6
Phil Bourque	78	20	14	34	106
Bryan Trottier	52	9	19	28	24
Ulf Samuelsson	76	4	22	26	211
Randy Gilhen	72	15	10	25	51
Jiri Hrdina	51	6	17	23	17
Paul Stanton	75	5	18	23	40
Tony Tanti	46	6	12	18	44
Troy Loney	44	7	9	16	85
Rob Brown	25	6	10	16	31
Gord Roberts	64	3	13	16	78
Barry Pederson	46	6	8	14	21
Peter Taglianetti	55	3	9	12	107
Grant Jennings	57	2	7	9	108
Jim Johnson	24	0	5	5	23
Tom Barrasso	48	0	5	5	40
Randy Hillier	31	2	2	4	32
Chris Dahlquist	22	1	2	3	30
Jaimie Leach	7	2	0	2	0
Jay Caufield	23	1	1	2	71
Jeff Daniels	11	0	2	2	2
Ken Priestlay	2	0	1	1	0
Wendell Young	18	0	1	1	0
Frank Pietrangolo	25	0	1	1	24
Jim Kyte	1	0	0	0	2
Jim Paek	3	0	0	0	9
Gord Dineen	9	0	0	0	6
Bench					8

## GOALTENDING

GOALIE	W-L-T	GP	MP	GA	SO	GAA
Tom Barrasso	27-16-3	48	2754	165	1	3.59
Frank Pietrangolo	10-11-1	25	1311	86	0	3.94
Wendell Young	4-6-2	18	773	52	0	4.04
<b>TOTALS</b>	<b>41-33-6</b>	<b>80</b>	<b>4843</b>	<b>305</b>	<b>1</b>	<b>3.78</b>

## GAMES

DATE	RESULT	SCORE	OPPONENT
Oct. 5	W	7-4	Washington
Oct. 7	W	7-4	NEW JERSEY
Oct. 9	L	3-4	St. Louis
Oct. 11	L	1-4	Chicago
Oct. 13	W	6-4	NY Islanders
Oct. 16	L	1-5	PHILADELPHIA
Oct. 19	T	4-4*	Buffalo
Oct. 20	L	3-4	NY RANGERS
Oct. 23	L	4-5	MONTREAL
Oct. 25	W	6-3	QUEBEC
Oct. 27	L	5-7	New Jersey
Oct. 28	W	8-3	NY ISLANDERS
Oct. 30	W	6-2	Philadelphia
Nov. 3	W	3-1	NY RANGERS
Nov. 6	W	6-5	CALGARY
Nov. 8	L	2-3	ST. LOUIS
Nov. 10	T	3-3*	Boston
Nov. 13	W	4-1	Minnesota
Nov. 14	W	6-4	Winnipeg
Nov. 17	L	1-2*	Los Angeles
Nov. 21	L	4-5	PHILADELPHIA
Nov. 23	L	3-7	Washington
Nov. 24	W	3-2*	WASHINGTON
Nov. 27	L	3-7	EDMONTON
Nov. 29	L	4-6	HARTFORD
Dec. 1	L	3-6	Minnesota
Dec. 3	W	9-4	NY Rangers
Dec. 5	L	1-3	WASHINGTON
Dec. 7	T	2-2*	VANCOUVER
Dec. 8	L	1-3	Hartford
Dec. 11	L	1-4	CHICAGO
Dec. 13	W	9-5	NEW JERSEY
Dec. 14	W	4-3	Buffalo
Dec. 16	W	4-1	DETROIT
Dec. 18	W	9-2	WINNIPEG
Dec. 20	W	4-3	MINNESOTA
Dec. 22	W	4-3	NY Islanders
Dec. 23	L	3-4*	NY ISLANDERS
Dec. 26	W	7-3	Washington
Dec. 28	W	5-0	DETROIT
Dec. 29	L	3-6	Toronto
Dec. 31	W	4-3	ST. LOUIS
Jan. 3	L	5-7	NY RANGERS
Jan. 5	W	5-2	NEW JERSEY
Jan. 6	L	3-6	Montreal
Jan. 8	W	6-1	EDMONTON
Jan. 10	W	5-1	CALGARY
Jan. 15	L	4-5	Philadelphia
Jan. 17	W	6-5*	Toronto
Jan. 22	W	5-3	NEW JERSEY
Jan. 26	W	6-5	Quebec
Jan. 29	W	3-2*	WASHINGTON
Jan. 31	L	2-4	Philadelphia
Feb. 2	W	6-2	BOSTON
Feb. 3	L	3-6	Boston
Feb. 8	L	2-6	Winnipeg
Feb. 11	L	5-7	Edmonton
Feb. 14	W	5-2	NY ISLANDERS
Feb. 16	L	3-4	NY Islanders
Feb. 19	W	6-3	BUFFALO
Feb. 21	W	11-4	TORONTO
Feb. 22	L	2-5	New Jersey
Feb. 24	T	5-5*	Washington
Feb. 26	L	2-8	Los Angeles
Feb. 27	L	3-4	Vancouver
Mar. 1	L	2-6	Calgary
Mar. 5	W	4-1	VANCOUVER
Mar. 7	W	3-2	LOS ANGELES
Mar. 9	W	5-2	Hartford
Mar. 10	W	4-3	NY Islanders
Mar. 12	T	4-4*	MONTREAL
Mar. 16	W	6-3	QUEBEC
Mar. 17	W	4-2	NY Rangers
Mar. 19	L	4-5	New Jersey
Mar. 21	W	5-4*	NY RANGERS
Mar. 23	L	5-7	CHICAGO
Mar. 26	W	3-1	Philadelphia
Mar. 27	W	7-4	Detroit
Mar. 30	T	4-4*	PHILADELPHIA
Mar. 31	L	3-6	NY Rangers

\* - Overtime

**Record: 41-33-6, First in Patrick Division**



# 1991-92



## SEASON HIGHLIGHTS

Scott Bowman is named interim coach Oct. 1.

The Penguins honor the late Bob Johnson in a candlelight ceremony Nov. 27 vs. New Jersey.

Joe Mullen scores four goals in back-to-back games Dec. 23 vs. the Islanders and Dec. 26 vs. Toronto. He is the first Penguin to do so.

Kevin Stevens sets an NHL record for points in a season by an American-born player and most points by a left wing with 123 (54+69).

The Penguins defeat Washington (4-3), the New York Rangers (4-2), Boston (4-0) and Chicago (4-0) to win their second straight Stanley Cup.

## TRANSACTIONS

**Feb. 19, 1992** - Obtained Jeff Chychrun, Brian Benning and a first round choice in the 1992 Entry Draft from Los Angeles for Paul Coffey.

**Feb. 19, 1992** - Obtained Rick Tocchet, Kjell Samuelsson, Ken Wregget and a conditional draft pick from Philadelphia for Mark Recchi, Brian Benning and Los Angeles' first round choice in the 1992 Entry Draft.

## SCORING

PLAYERS	GP	G	A	PTS	PIM
Mario Lemieux	64	44	87	131	94
Kevin Stevens	80	54	69	123	252
Joe Mullen	77	42	45	87	30
Larry Murphy	77	21	56	77	50
Mark Recchi	58	33	37	70	78
Jaromir Jagr	70	32	37	69	34
Paul Coffey	54	10	54	64	62
Rick Tocchet	61	27	32	59	151
Ron Francis	70	21	33	54	30
Bob Errey	78	19	16	35	119
Bryan Trottier	63	11	18	29	54
Phil Bourque	58	10	16	26	58
Troy Loney	76	10	16	26	127
Gord Roberts	73	2	22	24	87
Kjell Samuelsson	74	5	11	16	110
Jiri Hrdina	56	3	13	16	16
Ulf Samuelsson	62	1	14	15	206
Ken Priestlay	50	2	8	10	4
Paul Stanton	54	2	8	10	62
Jamie Leach	38	5	4	9	8
Grant Jennings	53	4	5	9	104
Jim Paek	50	1	7	8	36
Peter Taglianetti	44	1	3	4	57
Shawn McEachern	15	0	4	4	0
Jeff Chychrun	43	0	4	4	111
Tom Barrasso	57	0	4	4	30
Ken Wregget	32	0	2	2	2
Gord Dineen	1	0	0	0	0
Glen Mulvenna	1	0	0	0	2
Todd Nelson	1	0	0	0	0
Jeff Daniels	2	0	0	0	0
Frank Pietrangelo	5	0	0	0	0
Wendell Young	18	0	0	0	0
Jay Caulfield	52	0	0	0	175
Bench					12

## GOALTENDING

GOALIE	W-L-T	GP	MP	GA	SO	GAA
Tom Barrasso	25-22-9	57	3329	196	1	3.53
Wendell Young	7-6-0	18	838	53	0	3.79
Ken Wregget	5-3-0	9	448	31	0	4.15
Frank Pietrangelo	2-1-0	5	225	20	0	5.33
TOTALS	39-32-9	80	4854	308	1	3.81

## GAMES

DATE	RESULT	SCORE	OPPONENT
Oct. 4	W	5-4	Buffalo
Oct. 6	T	2-2*	PHILADELPHIA
Oct. 10	W	6-3	Philadelphia
Oct. 12	L	1-4	New Jersey
Oct. 15	W	7-6*	NY Islanders
Oct. 17	W	8-5	NY ISLANDERS
Oct. 19	L	4-5	NY RANGERS
Oct. 22	T	4-4*	CHICAGO
Oct. 24	L	2-4	NEW JERSEY
Oct. 26	L	1-4	Montreal
Oct. 29	L	0-8	WASHINGTON
Oct. 31	W	8-1	MINNESOTA
Nov. 2	L	5-6	HARTFORD
Nov. 5	T	5-5*	BOSTON
Nov. 8	W	3-1	Winnipeg
Nov. 9	W	3-2	Minnesota
Nov. 11	L	1-3	NY Rangers
Nov. 13	W	5-4*	EDMONTON
Nov. 15	L	2-6	Washington
Nov. 18	W	7-3	Quebec
Nov. 20	W	5-2	PHILADELPHIA
Nov. 23	T	2-2*	NY ISLANDERS
Nov. 27	W	8-4	NEW JERSEY
Nov. 29	W	9-3	Philadelphia
Nov. 30	W	5-1	PHILADELPHIA
Dec. 3	L	3-5	Edmonton
Dec. 5	W	8-0	San Jose
Dec. 7	L	1-6	St. Louis
Dec. 10	W	5-3	NY RANGERS
Dec. 13	W	4-3	New Jersey
Dec. 14	L	2-7	WASHINGTON
Dec. 17	W	10-2	SAN JOSE
Dec. 19	W	6-4	Boston
Dec. 21	L	5-7	NY RANGERS
Dec. 23	W	6-3	NY Islanders
Dec. 26	W	12-1	TORONTO
Dec. 28	W	6-2	Washington
Dec. 29	W	6-3	NY Rangers
Dec. 31	L	4-7	NEW JERSEY
Jan. 2	L	0-4	New Jersey
Jan. 4	W	3-2	WINNIPEG
Jan. 7	L	2-5	LOS ANGELES
Jan. 10	L	5-7	Calgary
Jan. 12	W	4-3	Vancouver
Jan. 16	T	3-3*	Detroit
Jan. 23	L	4-5*	BUFFALO
Jan. 25	W	5-3	NY Islanders
Jan. 26	L	4-6	Washington
Jan. 28	L	0-4	WINNIPEG
Jan. 30	L	5-8	NY ISLANDERS
Feb. 1	W	4-1	ST. LOUIS
Feb. 3	T	4-4*	DETROIT
Feb. 5	L	3-4	NY Rangers
Feb. 8	L	3-4	LOS ANGELES
Feb. 9	L	3-6	Boston
Feb. 15	L	2-5	Minnesota
Feb. 16	T	3-3*	Philadelphia
Feb. 18	W	7-1	TORONTO
Feb. 20	T	4-4	QUEBEC
Feb. 22	L	1-2	Montreal
Feb. 25	L	3-5	Washington
Feb. 27	L	4-8	HARTFORD
Feb. 29	W	5-2	BUFFALO
Mar. 3	W	6-3	Calgary
Mar. 6	W	7-3	San Jose
Mar. 7	L	3-5	Los Angeles
Mar. 10	W	5-2	CALGARY
Mar. 12	W	6-4	NY ISLANDERS
Mar. 14	L	3-6	Toronto
Mar. 15	W	4-3	Chicago
Mar. 17	W	6-5	EDMONTON
Mar. 19	W	6-3	QUEBEC
Mar. 22	T	2-2*	Hartford
Mar. 24	L	3-4	Detroit
Mar. 26	W	7-3	VANCOUVER
Mar. 28	W	6-3	MONTREAL
Mar. 31	W	6-5	PHILADELPHIA
Apr. 13	L	1-5	New Jersey
Apr. 15	W	4-1	WASHINGTON
Apr. 16	L	1-7	NY Rangers

\* - Overtime

Record: 39-32-9, Third in Patrick Division





# 1992-93

## SEASON HIGHLIGHTS

Pittsburgh starts the regular season with a 10-game unbeaten streak (8-0-2) from Oct. 6-27.

Mario Lemieux records a goal in 12 consecutive games from Oct. 6 through Nov. 1 (18 goals in all) to set a team record.

Larry Murphy becomes the ninth defenseman in league history to record 800 points Jan. 26 vs. Washington.

The Penguins set a new team record with 24 road victories Mar. 14.

Lemieux becomes the second player in team history to record back-to-back four goal games Mar. 18 vs. Washington and Mar. 20 vs. Philadelphia.

Tom Barrasso sets a team record with 14 consecutive wins from Mar. 9 through Apr. 9.

The Penguins clinch the President's Trophy with a 5-3 win at Quebec on Apr. 3.

The Penguins set a league record for longest winning streak, recording 17 consecutive victories from Mar. 9 through Apr. 9 breaking the Islanders' record of 15 set in 1981-82.

## TRANSACTIONS

**Mar. 22, 1993** - Obtained Peter Taglianetti from Tampa Bay for a third round choice in the 1993 Entry Draft.

**Mar. 22, 1993** - Obtained Mike Ramsey from Buffalo for Bob Errey.

## SCORING

PLAYERS	GP	G	A	PTS	PIM
Mario Lemieux	60	69	91	160	38
Kevin Stevens	72	55	56	111	177
Rick Tocchet	80	48	61	109	252
Ron Francis	84	24	76	100	68
Jaromir Jagr	81	34	60	94	61
Larry Murphy	83	22	63	85	73
Joe Mullen	72	33	37	70	14
Shawn McEachern	84	28	33	61	46
Ulf Samuelsson	77	3	26	29	249
Dave Tippett	74	6	19	25	56
Troy Loney	82	5	16	21	99
Jim Paek	77	3	15	18	64
Paul Stanton	77	4	12	16	97
Martin Straka	42	3	13	16	29
Bob Errey	54	8	6	14	76
Peter Taglianetti	72	2	12	14	184
Mike Needham	56	8	5	13	14
Mike Stapleton	78	4	9	13	10
Mike Ramsey	45	3	10	13	28
Jeff Daniels	58	5	4	9	14
Kjell Samuelsson	63	3	6	9	106
Tom Barrasso	63	0	8	8	24
Grant Jennings	58	0	5	5	65
Bryan Fogarty	12	0	4	4	4
Peter Ahola	22	0	1	1	14
Ken Wregget	25	0	1	1	6
Jamie Leach	5	0	0	0	2
Jeff Chychrun	1	0	0	0	2
Jay Caufield	26	0	0	0	60
Bench					14

## GOALTENDING

GOALIE	W-L-T	GP	MP	GA	SO	GAA
Tom Barrasso	43-14-5	63	3702	186	4	3.01
Ken Wregget	13-7-2	25	1368	78	0	3.42
<b>TOTALS</b>	<b>56-21-7</b>	<b>84</b>	<b>5083</b>	<b>268</b>	<b>5</b>	<b>3.16</b>

## GAMES

DATE	RESULT	SCORE	OPPONENT
Oct. 6	T	3-3*	PHILADELPHIA
Oct. 8	W	7-3	NY ISLANDERS
Oct. 10	T	3-3*	Montreal
Oct. 13	W	6-5	BUFFALO
Oct. 15	W	5-2	MONTREAL
Oct. 17	W	7-3	Hartford
Oct. 20	W	5-1	VANCOUVER
Oct. 22	W	9-6	DETROIT
Oct. 24	W	4-3	New Jersey
Oct. 27	W	7-2	Ottawa
Oct. 29	L	4-6	St. Louis
Nov. 1	W	5-4	Tampa Bay
Nov. 3	W	2-0	NY ISLANDERS
Nov. 5	W	8-4	ST. LOUIS
Nov. 7	L	2-4	Toronto
Nov. 8	L	2-7	Chicago
Nov. 10	W	4-1	Minnesota
Nov. 12	T	4-4*	QUEBEC
Nov. 13	L	0-8	Detroit
Nov. 17	W	4-2	BUFFALO
Nov. 20	W	4-1	New Jersey
Nov. 21	W	2-0	NEW JERSEY
Nov. 23	W	5-2	NY Rangers
Nov. 25	L	3-11	NY RANGERS
Nov. 27	L	4-6	Washington
Nov. 28	W	5-3	WASHINGTON
Dec. 1	W	7-3	NY Islanders
Dec. 3	L	3-5	Los Angeles
Dec. 5	W	9-4	San Jose
Dec. 8	W	5-2	WINNIPEG
Dec. 11	L	1-2	New Jersey
Dec. 12	W	6-5	NEW JERSEY
Dec. 15	W	6-2	PHILADELPHIA
Dec. 17	W	5-4*	Philadelphia
Dec. 19	L	3-4	NY ISLANDERS
Dec. 21	W	7-4	QUEBEC
Dec. 23	W	4-0	Philadelphia
Dec. 27	W	4-2	Buffalo
Dec. 31	T	3-3*	TORONTO
Jan. 2	W	5-2	NY RANGERS
Jan. 5	W	6-2	BOSTON
Jna. 7	L	3-6	MINNESOTA
Jan. 9	W	3-2	CALGARY
Jan. 10	L	2-3	Winnipeg
Jan. 14	L	0-7	Boston
Jan. 16	W	6-1	OTTAWA
Jan. 19	W	5-2	Vancouver
Jan. 22	L	1-2	Edmonton
Jan. 23	W	4-3	Calgary
Jan. 26	W	6-3	WASHINGTON
Jan. 28	L	2-5	NY ISLANDERS
Jan. 30	W	4-2	PHILADELPHIA
Jan. 31	T	2-2*	Washington
Feb. 8	W	4-0	BOSTON
Feb. 10	W	3-0	NY Rangers
Feb. 13	W	4-1	CHICAGO
Feb. 14	L	4-7	Buffalo
Feb. 18	L	4-5	EDMONTON
Feb. 20	L	2-4	NY Islanders
Feb. 21	W	4-3	Hartford
Feb. 23	L	1-3	NEW JERSEY
Feb. 25	L	1-2	Ottawa
Feb. 27	T	3-3*	TAMPA BAY
Feb. 28	W	4-2	Washington
Mar. 2	L	4-5	Philadelphia
Mar. 5	L	1-3	NY Rangers
Mar. 9	W	3-2	LOS ANGELES
Mar. 11	W	4-3*	NY Islanders
Mar. 14	W	3-2	NY Islanders
Mar. 18	W	7-5	WASHINGTON
Mar. 20	W	9-3	PHILADELPHIA
Mar. 21	W	6-4	Edmonton
Mar. 23	W	7-2	SAN JOSE
Mar. 25	W	4-3	NEW JERSEY
Mar. 27	W	5-3	Boston
Mar. 28	W	4-1	Washington
Mar. 30	W	6-4	OTTAWA
Apr. 1	W	10-2	HARTFORD
Apr. 3	W	5-3	Quebec
Apr. 7	W	5-2	New Jersey
Apr. 7	W	4-3*	MONTREAL
Apr. 9	W	10-4	NY Rangers
Apr. 10	W	4-2	NY RANGERS
Apr. 14	T	6-6*	New Jersey

\* = Overtime

**Record: 56-21-7, First in Patrick Division**

# 1993-94



## SEASON HIGHLIGHTS

Ed Johnston named head coach and Bryan Trottier named assistant coach June 22.  
 Ron Francis records his 1,000th point Oct. 28 vs. Quebec.  
 Johnston sets the club record with his 96th career coaching victory on Dec. 21 vs. Tampa Bay.  
 Bryan Trottier records his 900th career assist Jan. 3 at Ottawa.  
 Tom Barrasso sets the record for most wins by an American-born goaltender with his 253rd victory Feb. 15 vs. Winnipeg.  
 Mario Lemieux records his 1200th career point and Larry Murphy records his 900th career point Mar. 26 at Calgary.  
 The Penguins clinch the first-ever Northeast Division title Apr. 11 with a 4-0 win at Ottawa.

## TRANSACTIONS

**Aug. 27, 1993** - Obtained Marty McSorley from Los Angeles for Shawn McEachern.  
**Feb. 15, 1994** - Obtained Shawn McEachern and Tomas Sandstrom from Los Angeles for Marty McSorley and Jim Paek.  
**Mar. 21, 1994** - Obtained Jim McKenzie from Dallas for Mike Needham.

## SCORING

PLAYERS	GP	G	A	PIS	PIM
Jaromir Jagr	80	32	67	99	61
Ron Francis	82	27	66	93	62
Kevin Stevens	83	41	47	88	155
Larry Murphy	84	17	56	73	44
Joe Mullen	84	38	32	70	41
Martin Straka	84	30	34	64	24
Tomas Sandstrom	78	23	35	58	83
Doug Brown	77	18	37	55	18
Shawn McEachern	76	20	22	42	34
Rick Tocchet	51	14	26	40	134
Mario Lemieux	22	17	20	37	32
Greg Hawgood	64	6	28	34	36
Ulf Samuelsson	80	5	24	29	199
Marty McSorley	47	3	18	21	139
Bryan Trottier	41	4	11	15	36
Peter Taglianetti	60	2	12	14	142
Kjell Samuelsson	59	5	8	13	118
Mike Stapleton	58	7	4	11	18
Markus Naslund	71	4	7	11	27
Greg Brown	36	3	8	11	28
Jeff Daniels	63	3	5	8	20
Jim McKenzie	71	3	5	8	146
Grant Jennings	61	2	4	6	126
Ed Patterson	27	3	1	4	10
Mike Ramsey	65	2	2	4	22
Jim Paek	41	0	4	4	8
Pat Neaton	12	1	1	2	12
Larry DePalma	7	1	0	1	5
Mike Needham	25	1	0	1	2
Ken Wregget	42	0	1	1	8
Tom Barrasso	44	0	1	1	42
Chris Tamer	12	0	0	0	9
Greg Andrusak	3	0	0	0	2
Justin Duberman	4	0	0	0	0
Ladislav Karabin	9	0	0	0	2
Rob Dopson	2	0	0	0	0
Roberto Romano	2	0	0	0	0
Bench					20

## GOALTENDING

GOALIE	W-L-T	GP	MP	GA	SO	GAA
Roberto Romano	1-0-1	2	125	3	0	1.44
Tom Barrasso	22-15-5	44	2482	139	2	2.26
Ken Wregget	21-12-7	42	2456	138	1	3.37
Rob Dopson	0-0-0	2	45	3	0	4.00
<b>TOTALS</b>	<b>44-27-13</b>	<b>84</b>	<b>5118</b>	<b>285</b>	<b>3</b>	<b>3.34</b>

## GAMES

DATE	RESULT	SCORE	OPPONENT
Oct. 5	L	3-4	Philadelphia
Oct. 7	W	2-1	MONTREAL
Oct. 9	W	3-2	NY RANGERS
Oct. 10	L	4-7	Quebec
Oct. 12	W	2-1	Florida
Oct. 14	L	2-3	Tampa Bay
Oct. 16	W	5-3	HARTFORD
Oct. 19	W	3-2	NY Islanders
Oct. 22	W	4-2	Buffalo
Oct. 23	T	3-3*	ST. LOUIS
Oct. 28	L	3-7	QUEBEC
Oct. 30	W	4-3	CHICAGO
Nov. 2	T	3-3*	San Jose
Nov. 3	W	6-2	BUFFALO
Nov. 6	L	3-8	Los Angeles
Nov. 7	W	5-4	Anaheim
Nov. 9	T	3-3*	St. Louis
Nov. 11	L	1-4	Chicago
Nov. 13	L	3-7	DETROIT
Nov. 16	W	11-5	PHILADELPHIA
Nov. 18	W	3-2	WASHINGTON
Nov. 20	T	2-2*	Montreal
Nov. 24	W	7-3	BOSTON
Nov. 26	T	4-4*	Washington
Nov. 27	T	2-2*	OTTAWA
Dec. 2	T	2-2*	NEW JERSEY
Dec. 4	W	7-6*	Hartford
Dec. 8	L	2-3	Dallas
Dec. 11	W	6-3	Tampa Bay
Dec. 14	W	4-2	LOS ANGELES
Dec. 16	W	2-1	BUFFALO
Dec. 19	L	3-6	NY ISLANDERS
Dec. 21	W	8-3	TAMPA BAY
Dec. 23	W	4-3	Boston
Dec. 26	L	3-7	Washington
Dec. 28	T	4-4*	PHILADELPHIA
Dec. 31	L	4-5	QUEBEC
Jan. 2	L	2-7	Hartford
Jan. 3	W	4-1	Ottawa
Jan. 7	W	4-3*	Buffalo
Jan. 8	T	2-2*	CALGARY
Jan. 11	W	5-4*	BOSTON
Jan. 13	T	2-2*	FLORIDA
Jan. 15	W	4-3	EDMONTON
Jan. 18	L	3-6	Quebec
Jan. 25	W	4-2	OTTAWA
Jan. 27	W	3-1	QUEBEC
Jan. 29	T	4-4*	Toronto
Jan. 31	L	3-5	NY Rangers
Feb. 1	W	2-1	FLORIDA
Feb. 4	W	6-3	Detroit
Feb. 5	L	3-7	New Jersey
Feb. 7	L	1-4	MONTREAL
Feb. 10	L	3-5	NY ISLANDERS
Feb. 12	L	3-9	DALLAS
Feb. 13	W	3-1	Philadelphia
Feb. 15	W	5-3	WINNIPEG
Feb. 17	W	6-4	HARTFORD
Feb. 19	L	1-4	Montreal
Feb. 21	L	3-4*	NY Rangers
Feb. 24	T	2-2*	ANAHEIM
Feb. 26	W	4-3	BUFFALO
Feb. 28	W	4-3	Florida
Mar. 4	L	1-2	Buffalo
Mar. 6	W	5-3	Winnipeg
Mar. 8	W	7-3	BOSTON
Mar. 10	L	2-4	TORONTO
Mar. 12	W	6-2	NY RANGERS
Mar. 13	W	3-2	Hartford
Mar. 15	L	4-5*	WASHINGTON
Mar. 17	W	4-2	Boston
Mar. 19	W	5-4	VANCOUVER
Mar. 20	W	2-1	NY Islanders
Mar. 22	T	2-2*	SAN JOSE
Mar. 24	W	5-1	OTTAWA
Mar. 26	L	3-5	Calgary
Mar. 27	L	3-5	Edmonton
Mar. 30	W	3-1	Vancouver
Apr. 3	W	6-2	BOSTON
Apr. 4	W	2-1	TAMPA BAY
Apr. 6	W	3-1	NEW JERSEY
Apr. 8	L	2-7	New Jersey
Apr. 9	L	1-9	Montreal
Apr. 11	W	4-1	Ottawa

\* - Overtime

**Record: 44-27-13, First in Northeast Division**





# 1994-95

## SEASON HIGHLIGHTS

Joe Mullen becomes the first American-born player to record 1,000 career points with an assist Feb. 7 vs. Florida.

Jaromir Jagr becomes the first European-trained player to win the Art Ross Trophy.

Ron Francis records a league-best plus-30 rating.

Francis becomes the first Penguin to win the Selke Trophy and the second to win the Lady Byng.

Jagr is named to the First All-Star team and Larry Murphy is named to the Second team.

## TRANSACTIONS

**Feb. 16, 1995** - Acquired Wendell Young from Tampa Bay for future considerations.

**Apr. 7, 1995** - Obtained Norm Maciver and Troy Murray from Ottawa for Martin Straka.

**Apr. 7, 1995** - Acquired Drake Berehowsky from Toronto for Grant Jennings.

## SCORING

PLAYERS	GP	G	A	PTS	PIM
Jaromir Jagr	48	32	38	70	37
Ron Francis	44	11	48	59	18
Tomas Sandstrom	47	21	23	44	42
Luc Robitaille	46	23	19	42	37
Larry Murphy	48	13	25	38	18
Joe Mullen	45	16	21	37	6
John Cullen	46	13	24	37	66
Kevin Stevens	27	15	12	27	51
Shawn McEachern	44	13	13	26	22
Norm Maciver	41	4	16	20	16
Troy Murray	46	4	12	16	39
Martin Straka	31	4	12	16	16
Ulf Samuelsson	44	1	15	16	113
Chris Joseph	33	5	10	15	46
Len Barrie	48	3	11	14	66
Mike Hudson	40	2	9	11	34
Kjell Samuelsson	41	1	6	7	54
Greg Hawgood	21	1	4	5	25
Markus Naslund	14	2	2	4	2
Greg Andrusak	7	0	4	4	6
Grant Jennings	25	0	4	4	36
Jim McKenzie	39	2	1	3	63
Chris Tamer	36	2	0	2	82
Drake Berehowsky	29	0	2	2	28
Francois Leroux	40	0	2	2	114
Rusty Fitzgerald	4	1	0	1	0
Richard Park	1	0	1	1	2
Peter Taglianetti	13	0	1	1	12
Jeff Christian	1	0	0	0	0
Philippe DeRouville	1	0	0	0	0
Tom Barrasso	2	0	0	0	0
Wendell Young	10	0	0	0	2
Ken Wregget	38	0	0	0	14
Bench					10

## GOALTENDING

GOALIE	W-L-T	GP	MP	GA	SO	GAA
Phil. DeRouville	1-0-0	1	60	3	0	3.00
Ken Wregget	25-9-2	38	2208	118	0	3.21
Wendell Young	3-6-0	10	497	27	0	3.26
Tom Barrasso	0-1-1	2	125	8	0	3.84
<b>TOTALS</b>	<b>29-16-3</b>	<b>48</b>	<b>2901</b>	<b>158</b>	<b>0</b>	<b>3.27</b>

## GAMES

DATE	RESULT	SCORE	OPPONENT
Jan. 20	W	5-3	Tampa Bay
Jan. 23	W	6-5	Florida
Jan. 25	W	3-2	NY Rangers
Jan. 27	W	5-4	OTTAWA
Jan. 29	W	4-1	Washington
Feb. 1	W	4-3	NY RANGERS
Feb. 4	W	6-3	TAMPA BAY
Feb. 5	T	3-3*	New Jersey
Feb. 7	W	7-3	FLORIDA
Feb. 9	W	5-2	NY Islanders
Feb. 11	W	3-1	MONTREAL
Feb. 14	W	5-3	BOSTON
Feb. 16	W	5-2	HARTFORD
Feb. 18	L	2-4	Hartford
Feb. 19	T	3-3*	BUFFALO
Feb. 21	W	5-4	QUEBEC
Feb. 24	L	2-4	TAMPA BAY
Feb. 25	L	1-3	NY Islanders
Feb. 27	W	7-5	Quebec
Mar. 2	L	3-6	Buffalo
Mar. 4	W	4-3*	Boston
Mar. 5	L	2-6	Philadelphia
Mar. 7	L	4-5	QUEBEC
Mar. 9	W	4-2	NY ISLANDERS
Mar. 11	W	6-2	BUFFALO
Mar. 13	W	4-2	MONTREAL
Mar. 15	L	5-8	Montreal
Mar. 16	L	2-3	Quebec
Mar. 19	W	4-3	Ottawa
Mar. 21	W	3-2	Buffalo
Mar. 24	W	5-2	NEW JERSEY
Mar. 26	L	0-2	Florida
Mar. 28	W	6-3	NY ISLANDERS
Apr. 1	W	3-2	PHILADELPHIA
Apr. 5	L	4-8	HARTFORD
Apr. 8	L	1-2	Montreal
Apr. 10	W	4-3	Ottawa
Apr. 11	W	3-1	WASHINGTON
Apr. 15	W	5-2	OTTAWA
Apr. 16	L	3-4*	Philadelphia
Apr. 18	W	6-5	NY RANGERS
Apr. 22	L	1-2	WASHINGTON
Apr. 23	W	4-2	Hartford
Apr. 26	T	3-3*	New Jersey
Apr. 28	W	4-1	BOSTON
Apr. 30	L	2-5	Boston
May 2	L	2-7	Washington
May 5	L	3-4	FLORIDA

\* - Overtime

**Record: 29-16-3, Second in Northeast Division**



# 1995-96



## SEASON HIGHLIGHTS

Mario Lemieux returns to the Pittsburgh lineup after a one year leave of absence for medical reasons.

Lemieux records his 500th career goal on Oct. 28 at the Islanders, becoming the second-fastest to reach the mark.

Ron Francis records his 1,200th career point on Dec. 26 at Buffalo.

Lemieux records five goals in a game against St. Louis on Mar. 26.

Jaromir Jagr sets NHL records for points (149) and assists (87) in a season by a right wing.

## TRANSACTIONS

**Aug. 2, 1995** - Obtained Bryan Smolinski, Glen Murray and Boston's third round choice in the 1996 Entry Draft for Kevin Stevens and Shawn McEachern.

**Mar. 20, 1996** - Obtained J.J. Daigneault from St. Louis for an eighth round choice in the 1996 Entry Draft.

**Mar. 20, 1996** - Obtained Alek Stojanov from Vancouver for Markus Naslund.

## SCORING

PLAYERS	GP	G	A	PTS	PIM
Mario Lemieux	70	69	92	161	54
Jaromir Jagr	82	62	87	149	96
Ron Francis	77	27	92	119	56
Petr Nedved	80	45	54	99	68
Tomas Sandstrom	58	35	35	70	69
Sergei Zubov	64	11	55	66	22
Bryan Smolinski	81	24	40	64	69
Kevin Miller	81	28	25	53	45
Markus Naslund	66	19	33	52	36
Dmitri Mironov	72	3	31	34	88
Glen Murray	69	14	15	29	57
Norm Maciver	32	2	21	23	32
Chris Joseph	70	5	14	19	71
Neil Wilkinson	62	3	14	17	120
Dave Roche	71	7	7	14	130
Chris Tamer	70	4	10	14	153
J.J. Daigneault	57	4	7	11	53
Francois Leroux	66	2	9	11	161
Joe Dziedzic	69	5	5	10	68
Richard Park	56	4	6	10	36
Dave McLwain	19	2	5	7	6
Brad Lauer	21	4	1	5	6
Corey Foster	11	2	2	4	2
Chris Wells	54	2	2	4	59
Rusty Fitzgerald	21	1	2	3	12
Tom Barrasso	49	0	3	3	18
Ian Moran	51	1	1	2	47
Alek Stojanov	68	1	1	2	130
Ed Patterson	35	0	2	2	38
Ken Wregget	37	0	2	2	8
Drake Berehowsky	1	0	0	0	0
Greg Andrusak	2	0	0	0	0
Stefan Bergkvist	2	0	0	0	2
Jeff Christian	3	0	0	0	2
Len Barrie	5	0	0	0	18
Peter Allen	8	0	0	0	8
Bench					12

## GOALTENDING

GOALIE	W-L-T	GP	MP	GA	SO	GAA
Ken Wregget	20-13-2	37	2132	115	3	3.24
Tom Barrasso	29-16-2	49	2799	160	2	3.43
<b>TOTALS</b>	<b>49-29-4</b>	<b>82</b>	<b>4948</b>	<b>284</b>	<b>5</b>	<b>3.44</b>

## GAMES

DATE	RESULT	SCORE	OPPONENT
Oct. 7	W	8-3	TORONTO
Oct. 9	T	6-6*	Colorado
Oct. 12	L	1-5	Chicago
Oct. 14	W	5-2	ANAHEIM
Oct. 20	T	2-2*	Hartford
Oct. 21	L	2-3*	LOS ANGELES
Oct. 26	W	7-5	NY Islanders
Oct. 28	W	5-3	New Jersey
Nov. 1	W	10-0	TAMPA BAY
Nov. 3	T	3-3*	Buffalo
Nov. 4	W	7-4	PHILADELPHIA
Nov. 8	W	7-1	Ottawa
Nov. 10	W	9-1	San Jose
Nov. 11	L	2-3	Los Angeles
Nov. 14	W	4-2	DALLAS
Nov. 17	W	3-2*	Washington
Nov. 18	W	3-0	WASHINGTON
Nov. 21	L	4-9	NY Rangers
Nov. 22	L	3-4	NY RANGERS
Nov. 25	W	5-3	BUFFALO
Nov. 28	W	7-2	OTAWA
Nov. 30	W	9-6	Boston
Dec. 1	W	2-1	FLORIDA
Dec. 3	W	5-4	Tampa Bay
Dec. 5	W	6-3	NY Islanders
Dec. 7	W	7-5	MONTREAL
Dec. 9	W	6-0	HARTFORD
Dec. 13	L	3-6	Anaheim
Dec. 15	W	5-1	Dallas
Dec. 17	L	5-6	Philadelphia
Dec. 19	W	7-1	CALGARY
Dec. 22	L	2-4	MONTREAL
Dec. 23	L	0-1	Montreal
Dec. 26	W	6-3	BUFFALO
Dec. 28	W	9-4	HARTFORD
Dec. 30	W	6-5	FLORIDA
Jan. 1	L	2-4	Washington
Jan. 3	W	4-1	OTAWA
Jan. 5	W	5-2	DETROIT
Jan. 6	L	2-3	St. Louis
Jan. 8	W	8-5	VANCOUVER
Jan. 12	L	5-6	MONTREAL
Jan. 13	L	8-10	SAN JOSE
Jan. 16	L	2-5	COLORADO
Jan. 17	W	1-0	Buffalo
Jan. 22	W	7-6*	BOSTON
Jan. 24	W	4-3	Ottawa
Jan. 27	W	7-4	PHILADELPHIA
Jan. 29	L	1-2	Florida
Jan. 31	L	1-4	Tampa Bay
Feb. 3	L	0-3	Detroit
Feb. 6	W	6-5	BOSTON
Feb. 7	T	1-1*	New Jersey
Feb. 10	W	6-3	CHICAGO
Feb. 12	L	1-4	Toronto
Feb. 16	W	1-0	Winnipeg
Feb. 18	W	4-3*	NY RANGERS
Feb. 21	L	3-6	Buffalo
Feb. 23	W	5-4	HARTFORD
Feb. 24	L	3-7	Montreal
Feb. 27	W	7-4	Vancouver
Feb. 29	L	3-7	Calgary
Mar. 1	W	5-4	Edmonton
Mar. 5	W	9-4	WINNIPEG
Mar. 7	W	5-1	OTAWA
Mar. 9	L	3-4*	NEW JERSEY
Mar. 13	L	2-3	Hartford
Mar. 14	L	2-4	Boston
Mar. 16	W	4-2	NY ISLANDERS
Mar. 21	W	5-4	EDMONTON
Mar. 23	L	5-7	BUFFALO
Mar. 24	W	8-2	NY Rangers
Mar. 26	W	8-4	ST. LOUIS
Mar. 28	W	3-2	Florida
Mar. 30	W	2-1	NEW JERSEY
Mar. 31	L	1-4	Philadelphia
Apr. 4	W	4-2	WASHINGTON
Apr. 6	W	2-1	TAMPABAY
Apr. 8	L	4-5	Hartford
Apr. 10	L	2-6	NY ISLANDERS
Apr. 11	W	5-3	Ottawa
Apr. 14	L	5-6	Boston

\* - Overtime

**Record: 49-29-4, First in Northeast Division**





# 1996-97

## SEASON HIGHLIGHTS

Mario Lemieux becomes the ninth player to record 1,400 points Nov. 30 vs. Boston.  
 Jaromir Jagr records his 600th point Jan. 4 vs. Tampa Bay.  
 Lemieux ties the NHL record for goals in a period with four against Montreal Jan. 26.  
 Lemieux scores his 600th career goal Feb. 4 vs. Vancouver.  
 Joe Mullen becomes the first American-born player to record 500 goals Mar. 14 at Colorado.  
 Ron Francis records his 400th career goal Mar. 29 vs. Los Angeles.  
 Patrick Lalime sets the NHL record for longest unbeaten streak from the beginning of a career by going 14-0-2.

## TRANSACTIONS

**June 22, 1996** - Obtained Kevin Hatcher from Dallas for Sergei Zubov.  
**Nov. 17, 1996** - Obtained Darius Kasparaitis and Andreas Johansson from NY Islanders for Bryan Smolinski.  
**Nov. 19, 1996** - Obtained Stu Barnes and Jason Woolley from Florida for Chris Wells.  
**Mar. 18, 1997** - Obtained Eddie Olczyk from Los Angeles for Glen Murray.

## SCORING

PLAYERS	GP	G	A	PTS	PIM
Mario Lemieux	76	50	72	122	65
Jaromir Jagr	63	47	48	95	40
Ron Francis	81	27	63	90	20
Petr Nedved	74	33	38	71	66
Eddie Olczyk	79	25	30	55	51
Kevin Hatcher	80	15	39	54	103
Stu Barnes	81	19	30	49	26
Fredrik Olausson	71	9	29	38	32
Jason Woolley	60	6	30	36	30
Greg Johnson	75	13	19	32	26
Alex Hicks	73	7	21	28	90
Tomas Sandstrom	40	9	15	24	33
Darius Kasparaitis	75	2	21	23	100
Joe Mullen	54	7	15	22	4
Glen Murray	66	11	11	22	24
Garry Valk	70	10	11	21	78
Joe Dziedzic	59	9	9	18	63
J.J. Daigneault	53	3	14	17	36
Roman Oksiuta	35	6	7	13	26
Andreas Johansson	42	4	9	13	20
Dave Roche	61	5	5	10	155
Ian Moran	36	4	5	9	22
Petr Klima	17	1	7	8	6
Dmitri Mironov	15	1	5	6	24
Chris Tamer	45	2	4	6	131
Alek Stojanov	35	1	4	5	79
Josef Beranek	8	3	1	4	4
Jeff Christian	11	2	2	4	13
Tyler Wright	45	2	2	4	70
Craig Muni	64	0	4	4	36
Dan Quinn	16	0	3	3	10
Francois Leroux	59	0	3	3	81
Ken Wregget	46	0	1	1	6
Domenic Pittis	1	0	0	0	0
Richard Park	1	0	0	0	0
Phillippe Derouville	2	0	0	0	0
Tom Barrasso	5	0	0	0	0
Stefan Bergkvist	5	0	0	0	7
Ed Patterson	6	0	0	0	8
Shawn Antoski	13	0	0	0	49
Neil Wilkinson	23	0	0	0	36
Patrick Lalime	39	0	0	0	0

## GOALENDING

GOALIE	W-L-T	GP	MP	GA	SO	GAA
Patrick Lalime	21-12-2	39	2058	101	3	2.94
Phil. DeRouville	0-2-0	2	111	6	0	3.24
Ken Wregget	17-17-6	46	2514	136	2	3.25
Tom Barrasso	0-5-0	5	270	26	0	5.78
TOTALS	38-36-8	82	4969	280	5	3.38

## GAMES

DATE	RESULT	SCORE	OPPONENT
Oct. 5	L	3-4*	TAMPA BAY
Oct. 8	L	3-7	Hartford
Oct. 11	L	2-3	Ottawa
Oct. 12	W	3-2	OTTAWA
Oct. 16	L	1-8	NY RANGERS
Oct. 17	L	1-4	Buffalo
Oct. 19	W	2-1	WASHINGTON
Oct. 22	L	2-5	Edmonton
Oct. 24	L	5-7	Calgary
Oct. 26	L	1-2	Vancouver
Nov. 1	L	2-4	Washington
Nov. 2	W	7-3	OTTAWA
Nov. 6	W	5-2	EDMONTON
Nov. 8	T	5-5*	Tampa Bay
Nov. 9	L	2-4	Florida
Nov. 12	W	3-0	BUFFALO
Nov. 14	L	1-2*	Boston
Nov. 16	L	3-8	NY RANGERS
Nov. 19	W	4-2	ST. LOUIS
Nov. 21	L	3-7	Philadelphia
Nov. 22	W	7-1	Hartford
Nov. 27	T	2-2*	MONTREAL
Nov. 30	W	6-2	BOSTON
Dec. 3	T	4-4*	HARTFORD
Dec. 4	W	4-2	Ottawa
Dec. 6	W	5-3	Washington
Dec. 7	W	5-3	ANAHEIM
Dec. 10	W	5-3	Los Angeles
Dec. 11	W	7-3	Anaheim
Dec. 13	W	4-1	San Jose
Dec. 15	L	1-2	Chicago
Dec. 17	L	4-6	BOSTON
Dec. 19	W	4-0	St. Louis
Dec. 21	W	3-1	SAN JOSE
Dec. 23	W	6-5	Toronto
Dec. 26	T	3-3*	MONTREAL
Dec. 28	W	2-0	BUFFALO
Dec. 30	W	5-3	WASHINGTON
Jan. 2	W	6-1	New Jersey
Jan. 4	W	7-3	TAMPA BAY
Jan. 7	W	5-3	NY Islanders
Jan. 10	W	5-2	NY ISLANDERS
Jan. 11	T	3-3*	Ottawa
Jan. 14	W	3-1	DALLAS
Jan. 15	W	3-1	Hartford
Jan. 21	W	4-2	CALGARY
Jan. 23	L	3-4*	COLORADO
Jan. 25	L	4-7	NY RANGERS
Jan. 26	W	5-2	Montreal
Jan. 29	L	1-3	Buffalo
Feb. 1	W	4-1	PHOENIX
Feb. 4	W	6-4	VANCOUVER
Feb. 5	W	6-3	Montreal
Feb. 8	L	5-6*	DETROIT
Feb. 12	L	1-5	NY ISLANDERS
Feb. 15	L	1-5	Philadelphia
Feb. 16	L	2-6	PHILADELPHIA
Feb. 18	W	4-2	FLORIDA
Feb. 22	L	2-5	CHICAGO
Feb. 23	L	1-5	NY Islanders
Feb. 27	L	1-4	Detroit
Mar. 1	L	3-6	New Jersey
Mar. 4	L	1-3	NEW JERSEY
Mar. 5	L	2-4	Buffalo
Mar. 8	W	3-2*	PHILADELPHIA
Mar. 10	T	2-2*	MONTREAL
Mar. 12	T	5-5*	Phoenix
Mar. 14	L	3-6	Colorado
Mar. 16	L	2-6	Dallas
Mar. 18	W	5-3	BUFFALO
Mar. 20	W	6-3	TORONTO
Mar. 22	L	2-3	NEW JERSEY
Mar. 24	L	0-3	NY Rangers
Mar. 26	L	5-8	Montreal
Mar. 29	W	4-1	LOS ANGELES
Mar. 31	W	4-3	FLORIDA
Apr. 3	T	5-5*	HARTFORD
Apr. 5	W	5-2	OTTAWA
Apr. 8	W	3-1	BOSTON
Apr. 10	L	3-4	Tampa Bay
Apr. 11	L	2-4	Florida
Apr. 13	L	3-7	Boston

\* - Overtime

**Record: 38-36-8, Second in Northeast Division**

# 1997-98



## SEASON HIGHLIGHTS

Tom Barrasson records his 300th career victory at Florida Oct. 19.

Ron Francis records his 1,400th career point Jan. 29 at Boston.

Nine Penguins represent their countries at the 1998 Winter Olympics in Nagano, Japan, with seven bringing home medals.

Ken Wregget records his 200th career victory Mar. 7 vs. Philadelphia.

Ron Francis records his 1,000th career assist Mar. 21 vs. Philadelphia.

Jaromir Jagr records his 300th goal Apr. 15 vs. Tampa Bay.

Jagr captures his second Art Ross Trophy with 102 points.

## TRANSACTIONS

**Aug. 12, 1997** - Obtain Jiri Slegr from Edmonton for a third round choice in the 1998 Entry Draft.

**Oct. 22, 1997** - Obtained Tuomas Gronman from Chicago for Greg Johnson.

**Mar. 24, 1998** - Obtained Sean Pronger from Anaheim for the rights to Patrick Lalime.

## SCORING

PLAYERS	GP	G	A	PTS	PIM
Jaromir Jagr	77	35	67	102	64
Ron Francis	81	25	62	87	20
Stu Barnes	78	30	35	65	30
Kevin Hatcher	74	19	29	48	66
Martin Straka	75	19	23	42	28
Rob Brown	82	15	25	40	59
Fredrik Olausson	76	6	27	33	42
Aleksey Morozov	76	13	13	26	8
Eddie Olczyk	56	11	11	22	35
Robert Lang	54	9	13	22	16
Sean Pronger	67	6	15	21	32
Alex Hicks	58	7	13	20	54
Brad Werenka	71	3	15	18	46
Jiri Slegr	73	5	12	17	109
Andreas Johansson	50	5	10	15	20
Darius Kasparaitis	61	4	8	12	127
Robert Dome	30	5	2	7	12
Chris Ferraro	46	3	4	7	43
Peter Ferraro	29	3	4	7	12
Tyler Wright	82	3	4	7	112
Ian Moran	37	1	6	7	19
Chris Tamer	79	0	7	7	181
Neil Wilkinson	34	2	4	6	24
Garry Valk	39	2	1	3	33
Tuomas Gronman	22	1	2	3	25
Tom Barrasso	63	0	2	2	14
Greg Johnson	5	1	0	1	2
Peter Skudra	17	0	1	1	2
Sven Butenschon	6	0	0	0	6
Ken Wregget	15	0	0	0	6

## GOALTENDING

GOALIE	W-L-T	GP	MP	GA	SO	GAA
Peter Skudra	6-4-3	17	851	26	0	1.83
Tom Barrasso	31-14-13	63	3542	122	7	2.07
Ken Wregget	3-6-2	15	611	28	0	2.75
<b>TOTALS</b>	<b>40-24-18</b>	<b>82</b>	<b>5022</b>	<b>188</b>	<b>7</b>	<b>2.25</b>

## GAMES

DATE	RESULT	SCORE	OPPONENT
Oct. 1	T	3-3*	LOS ANGELES
Oct. 3	W	4-3	Carolina
Oct. 4	L	3-5	FLORIDA
Oct. 8	L	0-3	MONTREAL
Oct. 9	L	1-3	Philadelphia
Oct. 11	W	4-1	CAROLINA
Oct. 14	W	1-0	NY Rangers
Oct. 15	T	1-1*	Montreal
Oct. 17	W	4-1	Tampa Bay
Oct. 19	W	4-1	Florida
Oct. 22	W	5-2	San Jose
Oct. 24	L	3-4	Edmonton
Oct. 25	W	3-2*	Vancouver
Oct. 28	L	3-6	Calgary
Nov. 1	W	7-6*	VANCOUVER
Nov. 2	L	1-3	Chicago
Nov. 5	L	2-5	DALLAS
Nov. 7	T	1-1*	Detroit
Nov. 8	T	2-2*	BUFFALO
Nov. 12	L	1-4	WASHINGTON
Nov. 14	L	1-3	NY Rangers
Nov. 15	W	5-0	Toronto
Nov. 19	T	3-3*	BOSTON
Nov. 20	W	2-0	Ottawa
Nov. 22	W	4-3*	NY RANGERS
Nov. 24	W	5-1	BUFFALO
Nov. 26	W	3-2	CAROLINA
Nov. 29	W	6-3	MONTREAL
Dec. 1	W	1-0	Montreal
Dec. 4	L	0-4	NEW JERSEY
Dec. 6	W	5-2	ANAHEIM
Dec. 9	W	2-1	Los Angeles
Dec. 10	W	3-0	Anaheim
Dec. 12	T	2-2*	Phoenix
Dec. 16	T	1-1*	TAMPA BAY
Dec. 19	T	3-3*	Colorado
Dec. 20	L	1-4	St. Louis
Dec. 26	W	4-1	Washington
Dec. 27	L	0-1	MONTREAL
Dec. 29	W	5-1	NY ISLANDERS
Dec. 31	W	3-2	CAROLINA
Jan. 3	L	4-5*	COLORADO
Jan. 6	W	4-2	NY Islanders
Jan. 7	L	1-3	New Jersey
Jan. 10	W	4-1	NEW JERSEY
Jan. 12	W	4-1	Carolina
Jan. 14	L	2-5	Boston
Jan. 20	T	0-0*	OTTAWA
Jan. 22	W	3-2	New Jersey
Jan. 24	W	4-2	BOSTON
Jan. 26	W	4-2	ST. LOUIS
Jan. 28	T	2-2*	Washington
Jan. 29	W	4-2	Boston
Jan. 31	W	4-2	DETROIT
Feb. 2	L	2-4	NY ISLANDERS
Feb. 4	T	2-2*	WASHINGTON
Feb. 6	T	2-2*	Buffalo
Feb. 7	T	2-2*	Ottawa
Feb. 25	W	6-2	Montreal
Feb. 28	L	2-6	Boston
Mar. 2	W	3-1	TORONTO
Mar. 5	T	2-2*	CHICAGO
Mar. 7	W	6-4	PHILADELPHIA
Mar. 8	L	3-4*	Philadelphia
Mar. 11	W	4-1	CALGARY
Mar. 14	W	2-1	BUFFALO
Mar. 15	L	0-3	Buffalo
Mar. 18	W	4-2	EDMONTON
Mar. 21	W	4-3	PHILADELPHIA
Mar. 22	T	0-0*	Dallas
Mar. 26	L	3-4	NY Islanders
Mar. 28	T	2-2*	NY RANGERS
Mar. 29	T	1-1*	OTTAWA
Apr. 1	L	2-3	SAN JOSE
Apr. 4	W	4-1	Tampa Bay
Apr. 5	L	1-3	Florida
Apr. 7	L	1-2	PHOENIX
Apr. 9	L	1-4	Ottawa
Apr. 11	T	3-3*	FLORIDA
Apr. 15	W	5-1	TAMPA BAY
Apr. 16	W	4-1	Carolina
Apr. 18	W	5-2	BOSTON

\* - Overtime

**Record: 40-24-18, First in Northeast Division**





# 1998-99

## SEASON HIGHLIGHTS

Jaromir Jagr records his 800th career point Jan. 31 at Montreal.

The Penguins win five consecutive overtime games for the first time in club history and lead the NHL with 28 overtime points.

Penguins win ten games in a row, Jan. 28-Feb. 15, the second longest winning streak in team history.

Tom Barrasso, Peter Skudra and Jean-Sebastien Aubin all record shutouts, making it the first time in club history that three different goalies record shutouts in one season.

Jaromir Jagr captures his first Hart Trophy as league MVP. Jagr also wins his third Art Ross Trophy as the league's leading scorer.

## TRANSACTIONS

**June 17, 1998** - Obtained German Titov and Todd Hlushko from Calgary for Ken Wreggett and Dave Roche.

**Nov. 25, 1998** - Obtained Alexei Kovalev, Harry York and future considerations acquired from New York Rangers for Petr Nedved, Chris Tamer and Sean Pronger.

**Mar. 11, 1999** - Obtained Matthew Barnaby from Buffalo for Stu Barnes.

## SCORING

PLAYERS	GP	G	A	PTS	PIM
Jaromir Jagr	81	44	83	127	66
Martin Straka	80	35	48	83	26
German Titov	72	11	45	56	34
Alexei Kovalev	77	23	30	53	49
Robert Lang	72	21	23	44	24
Kip Miller	77	19	23	42	22
Jan Hrdina	82	13	29	42	40
Kevin Hatcher	66	11	27	38	24
Stu Barnes	64	20	12	32	20
Rob Brown	58	13	11	24	16
Brad Werenka	81	6	18	24	93
Jiri Slegr	63	3	20	23	86
Matthew Barnaby	62	6	16	22	177
Aleksey Morozov	67	9	10	19	14
Dan Kosa	67	2	8	10	27
Bobby Dollas	70	2	8	10	60
Ian Moran	62	4	5	9	37
Maxim Galanov	51	4	3	7	14
Jeff Serowik	26	0	6	6	16
Darius Kasparaitis	48	1	4	5	70
Tom Barrasso	43	0	3	3	20
Martin Sonnenberg	44	1	1	2	19
Patrick Lebeau	8	1	0	1	2
Greg Andrusak	7	0	1	1	4
Victor Ignatjev	11	0	1	1	6
Ryan Savoia	3	0	0	0	0
Pavel Skrbek	4	0	0	0	2
Brian Bonin	5	0	0	0	0
Chris Tamer	11	0	0	0	32
Sven Butenschon	17	0	0	0	6
J.S. Aubin	17	0	0	0	0
Neil Wilkinson	24	0	0	0	22
Peter Skudra	37	0	0	0	2
Tyler Wright	61	0	0	0	90

## GOALTENDING

GOALIE	W-L-T	GP	MP	GA	SO	GAA
J.S. Aubin	4-3-6	17	756	28	2	2.22
Tom Barrasso	19-16-3	43	2306	98	4	2.55
Peter Skudra	15-11-5	37	1914	89	3	2.79
TOTALS	38-30-14	82	5011	225	9	2.69

## GAMES

DATE	RESULT	SCORE	OPPONENT
Oct. 10	W	4-3	NY Islanders
Oct. 14	W	3-1	New Jersey
Oct. 17	T	3-3*	NY RANGERS
Oct. 21	L	0-5	Tampa Bay
Oct. 24	L	4-6	TORONTO
Oct. 26	W	2-0	Toronto
Oct. 28	W	5-2	Calgary
Oct. 30	T	2-2*	Vancouver
Oct. 31	L	1-4	Edmonton
Nov. 3	T	4-4*	PHILADELPHIA
Nov. 5	W	4-2	Ottawa
Nov. 7	T	0-0*	BOSTON
Nov. 10	W	3-2	NY ISLANDERS
Nov. 13	L	3-4	New Jersey
Nov. 14	W	4-0	FLORIDA
Nov. 17	L	1-4	PHILADELPHIA
Nov. 19	W	5-1	Tampa Bay
Nov. 21	W	5-2	TAMPA BAY
Nov. 25	L	4-5	Washington
Nov. 27	T	2-2*	NY RANGERS
Nov. 28	W	4-3	Montreal
Dec. 1	T	4-4*	ANAHEIM
Dec. 4	T	3-3*	Carolina
Dec. 5	L	1-2	Boston
Dec. 12	W	4-3	St. Louis
Dec. 15	W	3-2*	TAMPA BAY
Dec. 16	L	1-4	Florida
Dec. 19	W	3-0	WASHINGTON
Dec. 21	L	1-7	Toronto
Dec. 22	L	0-3	LOS ANGELES
Dec. 26	W	2-1*	OTTAWA
Dec. 30	W	7-4	FLORIDA
Jan. 2	W	4-2	Florida
Jan. 5	W	5-1	CALGARY
Jan. 7	W	4-2	CAROLINA
Jan. 9	W	2-1	ST. LOUIS
Jan. 13	L	3-5	Phoenix
Jan. 15	L	2-3	San Jose
Jan. 16	W	5-1	Los Angeles
Jan. 18	L	3-5	Anaheim
Jan. 21	L	2-5	NY ISLANDERS
Jan. 26	L	3-5	CAROLINA
Jan. 28	W	6-0	TORONTO
Jan. 30	W	5-2	BOSTON
Jan. 31	W	5-3	Montreal
Feb. 2	W	5-3	BUFFALO
Feb. 5	W	3-0	FLORIDA
Feb. 7	W	2-1	DETROIT
Feb. 9	W	3-2*	MONTREAL
Feb. 11	W	6-5*	VANCOUVER
Feb. 13	W	3-2*	Nashville
Feb. 15	W	7-3	WASHINGTON
Feb. 17	L	1-3	NY Islanders
Feb. 19	L	1-6	NY Rangers
Feb. 21	L	1-2	Philadelphia
Feb. 22	W	4-1	PHOENIX
Feb. 25	W	3-2	Colorado
Feb. 26	L	4-6	Dallas
Feb. 28	L	3-4	Washington
Mar. 3	T	4-4*	MONTREAL
Mar. 5	T	2-2*	EDMONTON
Mar. 7	L	1-3	COLORADO
Mar. 9	L	2-3	NEW JERSEY
Mar. 10	W	3-2*	Carolina
Mar. 13	W	4-0	PHILADELPHIA
Mar. 16	T	2-2*	DALLAS
Mar. 17	W	2-0	Tampa Bay
Mar. 20	T	1-1*	NASHVILLE
Mar. 21	T	2-2*	NY Rangers
Mar. 23	W	5-2	CHICAGO
Mar. 25	L	3-5	New Jersey
Mar. 27	T	1-1*	BUFFALO
Mar. 28	L	3-4*	Buffalo
Mar. 30	L	4-6	OTTAWA
Apr. 1	T	3-3*	Ottawa
Apr. 3	L	2-4	NEW JERSEY
Apr. 5	L	1-3	Buffalo
Apr. 8	L	1-3	Philadelphia
Apr. 11	W	3-0	Detroit
Apr. 15	L	2-4	Boston
Apr. 17	L	2-7	NY ISLANDERS
Apr. 18	W	2-1*	NY Rangers

\* - Overtime

**Record: 38-30-14, Third in Atlantic Division**



# 1999-00



## SEASON HIGHLIGHTS

Jaromir Jagr opens the season with a 15-game point streak from Oct. 1-Nov. 13 (14+19=33)

Jagr sets an NHL record by recording a point on 15 consecutive goals from Oct. 16-Nov. 4 (7+8=15)

Jagr nets his fifth career hat trick and his 900th point Nov. 26 vs. Ottawa.

Herb Brooks replaces Kevin Constantine as head coach on Dec. 9.

Martin Straka ties the team record for two fastest goals by one player (seven seconds) on Feb. 11 vs. Edmonton.

Jagr captures his third consecutive Art Ross Trophy.

The Penguins and Philadelphia Flyers play the third-longest game in NHL history in Game Five of the Eastern Conference Semifinals. Goaltender Ron Tugnutt makes 70 saves in the four-and-a-half overtime, 2-1 loss.

## TRANSACTIONS

**Mar. 13** - Acquired Bob Boughner from Nashville for Pavel Skrbek

**Mar. 14** - Acquired Ron Tugnutt and Janne Laukkanen from Ottawa for Tom Barrasso; Acquired Rene Corbet and Tyler Moss from Calgary for Brad Werenka; Acquired Josef Beranek from Edmonton for German Titov.

## SCORING

PLAYERS	GP	G	A	PTS	PIM
Jaromir Jagr	63	42	54	96	50
Alexei Kovalev	82	26	40	66	94
Robert Lang	78	23	42	65	14
Martin Straka	71	20	39	59	26
Jan Hrdina	70	13	33	46	43
Aleksey Morozov	68	12	19	31	14
Jiri Slegr	74	11	20	31	82
Pat Falloon	63	9	22	31	14
Josef Beranek	71	13	12	25	57
Matthew Barnaby	64	12	12	24	197
Rob Brown	50	10	13	23	10
Tyler Wright	50	12	10	22	45
Michal Rozsival	75	4	17	21	48
Janne Laukkanen	71	2	18	20	67
Rene Corbet	52	5	10	15	60
Darius Kasparaitis	73	3	12	15	146
Hans Jonsson	68	3	11	14	12
Ian Moran	73	4	8	12	28
Bob Boughner	73	3	4	7	166
Robert Dome	22	2	5	7	E
Andrew Ference	30	2	4	6	20
Tom Chorske	33	1	5	6	2
Peter Popovic	54	1	5	6	30
Steve Leach	56	2	3	5	24
John Slaney	29	1	4	5	10
Martin Sonnenberg	14	1	2	3	E
Dan Trebil	3	1	0	1	2
J.S. Aubin	51	0	1	1	2
Sven Butenschon	3	0	0	0	E
Peter Skudra	20	0	0	0	0
Dennis Bonvie	20	0	0	0	80
Ron Tugnutt	51	0	0	0	0

## GOALTENDING

GOALIE	W-L-T	GP	MP	GA	SO	GAA
Ron Tugnutt	4-2-0	7	374	15	0	2.41
J. S. Aubin	23-21-3	51	2789	120	2	2.58
Peter Skudra	5-7-3	20	922	48	1	3.12
Tom Barrasso	5-7-2	18	870	46	1	3.17
<b>TOTALS</b>	<b>37-37-8</b>	<b>82</b>	<b>4984</b>	<b>236</b>	<b>4</b>	<b>2.84</b>

## GAMES

DATE	RESULT	SCORE	OPPONENT
Oct. 1	L	4-6	Dallas
Oct. 7	W	7-5	New Jersey
Oct. 8	T	3-3*	COLORADO
Oct. 14	W	5-2	NY Rangers
Oct. 16	T	3-3*	CHICAGO
Oct. 23	L	2-3	CAROLINA
Oct. 27	R	1-2*	Anaheim
Oct. 28	L	3-5	Los Angeles
Oct. 30	T	1-1*	San Jose
Nov. 2	L	4-5	LOS ANGELES
Nov. 4	L	1-2	Ottawa
Nov. 6	L	4-7	TAMPA BAY
Nov. 10	W	5-4	MONTREAL
Nov. 12	R	2-3*	Detroit
Nov. 13	W	6-2	NASHVILLE
Nov. 16	W	3-2	BUFFALO
Nov. 18	L	1-2	Tampa Bay
Nov. 20	R	1-2*	Florida
Nov. 23	W	3-1	TORONTO
Nov. 26	W	5-0	OTTAWA
Nov. 27	L	3-5	Carolina
Nov. 30	W	4-1	Buffalo
Dec. 2	L	2-5	SAN JOSE
Dec. 4	R	2-3*	Toronto
Dec. 7	L	1-2	New Jersey
Dec. 9	W	3-0	WASHINGTON
Dec. 11	W	4-2	PHOENIX
Dec. 14	W	4-2	BOSTON
Dec. 15	W	6-3	Carolina
Dec. 18	L	2-5	FLORIDA
Dec. 20	L	1-5	Montreal
Dec. 21	W	4-0	NY Islanders
Dec. 23	W	4-3	TAMPA BAY
Dec. 26	W	4-2	Chicago
Dec. 29	R	2-3*	Washington
Dec. 30	W	9-3	NY ISLANDERS
Jan. 2	W	4-3	DETROIT
Jan. 5	L	1-3	NEW JERSEY
Jan. 7	W	5-2	TORONTO
Jan. 8	L	2-6	Philadelphia
Jan. 12	L	1-3	Phoenix
Jan. 13	L	3-4	Colorado
Jan. 15	L	2-4	Nashville
Jan. 19	W	3-1	ST. LOUIS
Jan. 22	L	2-4	Montreal
Jan. 23	T	4-4*	PHILADELPHIA
Jan. 25	L	3-4	NY RANGERS
Jan. 27	W	4-1	ATLANTA
Jan. 29	L	1-1*	ANAHEIM
Jan. 31	W	2-1*	Atlanta
Feb. 1	W	3-2	WASHINGTON
Feb. 3	W	4-2	NY ISLANDERS
Feb. 9	W	5-2	ATLANTA
Feb. 11	T	2-2*	EDMONTON
Feb. 12	L	1-5	NY Islanders
Feb. 14	W	3-0	VANCOUVER
Feb. 16	T	1-1*	BUFFALO
Feb. 19	W	2-1	Florida
Feb. 21	L	1-2	Tampa Bay
Feb. 22	L	3-4	NY Rangers
Feb. 24	R	3-4*	Philadelphia
Feb. 26	T	2-2*	BOSTON
Feb. 28	T	1-1*	OTTAWA
Mar. 1	L	2-8	Calgary
Mar. 4	W	3-2	Edmonton
Mar. 8	L	0-3	MONTREAL
Mar. 9	L	0-7	Ottawa
Mar. 11	W	3-1	NY RANGERS
Mar. 13	L	2-3	NEW JERSEY
Mar. 16	W	4-2	FLORIDA
Mar. 18	L	2-3	Boston
Mar. 19	W	5-4	NY RANGERS
Mar. 21	W	8-2	NY Islanders
Mar. 24	W	5-3	Atlanta
Mar. 26	L	1-3	Philadelphia
Mar. 28	W	3-2	NEW JERSEY
Mar. 30	W	4-3*	Washington
Apr. 1	L	2-3	PHILADELPHIA
Apr. 3	W	3-2	CAROLINA
Apr. 5	W	4-2	Toronto
Apr. 7	W	2-1*	Buffalo
Apr. 9	L	1-3	Boston

\* - Overtime

**Record: 37-37-8-6, Third in Atlantic Division**





# 2000-01

## SEASON HIGHLIGHTS

The Penguins open the 2000-01 season with two games against the Nashville Predators in Japan.

Jaromir Jagr records his 400th goal Nov. 13 in Colorado.

Mario Lemieux announces his comeback to the NHL on Dec. 11. He records three points (1+2) against the Toronto Maple Leafs in his first game back on Dec. 27.

Lemieux records career point 1,500 and Jagr records his 1,000th against Ottawa on Dec. 30.

Lemieux nets his 40th career hat trick on Jan. 24 vs. Montreal, the second most in league history.

Alexei Kovalev records hat tricks in back-to-back games against the Flyers (Feb. 7) and Devils (Feb. 10).

Lemieux records his 900th assist Feb. 25 vs. the Islanders.

## TRANSACTIONS

**Dec. 28, 2000** - Acquired Marc Bergevin from St. Louis for Dan Trebil.

**Jan. 14, 2001** - Acquired Kevin Stevens from Philadelphia for John Slaney.

**Feb. 1, 2001** - Acquired Wayne Primeau from Tampa Bay for Matthew Barnaby.

**Mar. 12, 2001** - Acquired Johan Hedberg and Bobby Dallas from San Jose for Jeff Norton.

## SCORING

PLAYERS	GP	G	A	PTS	PIM
Jagromir Jagr	81	52	69	121	42
Alexei Kovalev	79	44	51	95	96
Martin Straka	82	27	68	95	38
Robert Lang	82	32	48	80	28
Mario Lemieux	43	35	41	76	188
Jan Hrdina	78	15	28	43	48
Kevin Stevens	55	10	22	32	73
Josef Beranek	70	9	14	23	43
Hans Jonsson	58	4	18	22	22
Wayne Primeau	75	3	19	22	131
Janne Laukkanen	50	3	17	20	34
Aleksey Morozov	66	5	14	19	34
Darius Kasparaitis	77	3	16	19	111
Rene Corbet	43	8	9	17	57
Andrew Ference	36	4	11	15	28
Milan Kraft	42	7	7	14	8
Kip Miller	33	3	8	11	6
Frantisek Kucera	55	2	7	9	12
Toby Petersen	12	2	6	8	4
Ian Moran	40	3	4	7	28
Dan LaCouture	48	2	4	6	43
Michal Rozsival	30	1	4	5	26
Krzysztof Oliwa	36	1	4	5	165
Marc Bergevin	38	1	4	5	26
Bob Boughner	58	1	3	4	147
Billy Tibbetts	29	1	2	3	79
Bobby Dallas	21	1	1	2	18
Steve McKenna	54	1	1	2	119
Josef Melichar	18	0	2	2	21
J. S. Aubin	36	0	1	1	4
Greg Crozier	1	0	0	0	0
Dennis Bonvie	3	0	0	0	0
Rich Parent	7	0	0	0	0
Johan Hedberg	9	0	0	0	0
Garth Snow	35	0	0	0	8

## GOALTENDING

GOALIE	W-L-T	GP	MP	GA	SO	GAA
Johan Hedberg	7-1-1	9	545	24	0	2.64
Garth Snow	14-15-4	35	2032	101	3	2.98
Rich Parent	1-1-3	7	332	17	0	3.07
J. S. Aubin	20-14-1	36	2050	107	0	3.13
TOTALS	42-31-9	82	4978	256	3	3.09

## GAMES

DATE	RESULT	SCORE	OPPONENT
Oct. 6	L	1-3	NASHVILLE
Oct. 7	W	3-1	Nashville
Oct. 13	W	3-2	TAMPA BAY
Oct. 14	W	8-6	NY RANGERS
Oct. 18	L	2-3	CAROLINA
Oct. 19	T	*3-3	Ottawa
Oct. 21	W	5-2	COLUMBUS
Oct. 25	L	2-3	OTTAWA
Oct. 27	W	4-1	NY RANGERS
Oct. 28	L	0-9	NEW JERSEY
Nov. 1	L	2-3	San Jose
Nov. 3	W	4-2	Vancouver
Nov. 4	T	*1-1	Calgary
Nov. 8	W	5-2	PHILADELPHIA
Nov. 10	W	4-2	New Jersey
Nov. 11	W	5-2	EDMONTON
Nov. 13	L	*2-3	Colorado
Nov. 16	L	3-4	St. Louis
Nov. 18	W	3-1	ATLANTA
Nov. 22	L	1-3	CAROLINA
Nov. 24	W	1-0	Philadelphia
Nov. 25	T	*2-2	LOS ANGELES
Nov. 28	L	1-3	Boston
Dec. 1	W	6-4	Buffalo
Dec. 2	L	2-3	BUFFALO
Dec. 5	W	4-2	Ottawa
Dec. 6	L	2-3	BOSTON
Dec. 9	L	1-5	Toronto
Dec. 10	W	4-3	Detroit
Dec. 13	L	4-7	TORONTO
Dec. 15	L	1-4	FLORIDA
Dec. 16	T	*4-4	Montreal
Dec. 20	T	*2-2	Florida
Dec. 21	T	*1-1	Tampa Bay
Dec. 23	L	2-8	DALLAS
Dec. 26	W	5-3	Buffalo
Dec. 27	W	5-0	TORONTO
Dec. 30	W	5-3	OTTAWA
Jan. 3	W	3-2	WASHINGTON
Jan. 5	L	3-4	MONTREAL
Jan. 8	W	5-3	Washington
Jan. 9	L	2-5	Boston
Jan. 12	W	4-3	NY ISLANDERS
Jan. 13	L	5-6	NY Islanders
Jan. 15	W	3-2	ANAHEIM
Jan. 17	L	4-5	Phoenix
Jan. 19	L	*5-6	Dallas
Jan. 21	W	4-0	Chicago
Jan. 24	W	3-1	MONTREAL
Jan. 27	W	5-1	ATLANTA
Jan. 30	W	6-3	Atlanta
Jan. 31	L	1-5	PHILADELPHIA
Feb. 7	W	9-4	PHILADELPHIA
Feb. 10	W	*5-4	NEW JERSEY
Feb. 11	L	2-4	Minnesota
Feb. 14	W	2-1	MINNESOTA
Feb. 16	T	*4-4	New Jersey
Feb. 17	W	*3-2	Columbus
Feb. 19	L	1-5	Colorado
Feb. 21	W	*3-2	FLORIDA
Feb. 23	W	6-4	NY RANGERS
Feb. 25	W	6-1	NY ISLANDERS
Feb. 28	L	2-4	Montreal
Mar. 2	W	7-5	NY Rangers
Mar. 3	L	3-4	Washington
Mar. 7	L	3-4	WASHINGTON
Mar. 8	W	5-3	Atlanta
Mar. 10	W	6-3	CALGARY
Mar. 12	T	*3-3	NY Rangers
Mar. 14	L	1-3	NY ISLANDERS
Mar. 16	W	6-3	Florida
Mar. 17	L	1-5	Tampa Bay
Mar. 20	T	*2-2	BOSTON
Mar. 23	L	3-5	Carolina
Mar. 25	W	4-2	New Jersey
Mar. 27	W	4-1	BUFFALO
Mar. 29	W	5-2	CHICAGO
Mar. 31	W	5-3	ST. LOUIS
Apr. 2	L	1-4	NY Islanders
Apr. 4	W	4-2	TAMPA BAY
Apr. 7	L	*3-4	Philadelphia
Apr. 8	W	6-4	Carolina

\* = Overtime

**Record: 42-28-9-3, Third in Atlantic Division**

# 2001-02



## SEASON HIGHLIGHTS

Rick Kehoe replaces Ivan Hlinka as head coach Oct. 15.  
 Toby Petersen records his first career hat trick Oct. 16 vs. Ottawa.  
 Johan Hedberg records his first career regular season shutout by making 29 saves against the Senators Oct. 18.  
 Alexei Kovalev records his 500th career point Dec. 11 at Washington.  
 Mario Lemieux records five points (2+3) during a 5-1 win against Tampa Bay Jan. 23.  
 Lemieux records career point 1,600 in a 5-4 loss to the Los Angeles Kings Feb. 27.

## TRANSACTIONS

**Jan. 4, 2001** - Claimed Randy Robitaille off waivers from Los Angeles.  
**Mar. 15, 2001** - Claimed Shean Donovan off waivers from Atlanta.  
**Mar. 17, 2001** - Acquired Kent Manderville from Philadelphia for Billy Tibbetts.  
**Mar. 19, 2001** - Acquired Ville Nieminen and Rick Berry from Colorado for Darius Kasparaitis.

## SCORING

PLAYERS	GP	G	A	PTS	PIM
Alexei Kovalev	67	32	44	76	80
Jan Hrdina	79	24	33	57	50
Robert Lang	62	18	32	50	16
Aleksey Morozov	72	20	29	49	16
Randy Robitaille	58	14	23	37	33
Mario Lemieux	24	6	25	31	14
Michal Rozsival	79	9	20	29	47
Ville Nieminen	66	11	16	27	38
Stephane Richer	58	13	12	25	14
Kris Beech	79	10	15	25	45
Toby Petersen	79	8	10	18	4
Dan LaCouture	82	6	11	17	71
Milan Kraft	68	8	8	16	16
Shean Donovan	61	8	7	15	44
Jeff Toms	52	9	5	14	14
Darius Kasparaitis	69	2	12	14	123
Janne Laukkanen	47	6	7	13	28
Andrew Ference	75	4	7	11	73
Wayne Primeau	33	3	7	10	18
Ian Moran	64	2	8	10	54
Martin Straka	13	5	4	9	0
Kent Manderville	38	3	5	8	12
Jamie Pushor	76	0	8	8	84
Hans Jonsson	53	2	5	7	22
Billy Tibbetts	33	1	5	6	109
Kevin Stevens	32	1	4	5	25
John Jakopin	19	0	4	4	42
Tom Kostopoulos	11	1	2	3	9
Josef Melichar	60	0	3	3	68
Mike Wilson	21	1	1	2	17
Krzysztof Oliwa	57	0	2	2	150
Rick Berry	70	0	2	2	81
Shane Endicott	4	0	1	1	4
Eric Meloche	23	0	1	1	8
Johan Hedberg	66	0	1	1	22
J.S. Aubin	21	0	0	0	0

## GOALTENDING

GOALIE	W-L-T	GP	MP	GA	SO	GAA
Johan Hedberg	25-34-7	66	3877	178	6	2.75
J. S. Aubin	3-12-1	21	1094	65	0	3.56
TOTALS	28-46-8	82	4994	249	6	2.99

## GAMES

DATE	RESULT	SCORE	OPPONENT
Oct. 3	L	1-3	COLORADO
Oct. 6	L	2-4	ANAHEIM
Oct. 10	L	3-6	NY ISLANDERS
Oct. 14	L	1-4	Buffalo
Oct. 16	W	5-2	OTTAWA
Oct. 18	W	3-0	Ottawa
Oct. 20	L	*1-2	St. Louis
Oct. 23	W	4-2	Atlanta
Oct. 24	W	3-2	DALLAS
Oct. 27	L	0-4	Toronto
Oct. 28	T	*2-2	FLORIDA
Oct. 31	L	0-3	Philadelphia
Nov. 1	W	3-1	TORONTO
Nov. 3	W	*2-1	TAMPA BAY
Nov. 6	T	*2-2	Carolina
Nov. 7	L	0-2	Florida
Nov. 10	L	*2-3	Tampa Bay
Nov. 13	W	5-1	New Jersey
Nov. 14	T	*3-3	NY ISLANDERS
Nov. 17	W	*1-0	NY RANGERS
Nov. 21	L	1-4	VANCOUVER
Nov. 23	L	0-5	Nashville
Nov. 24	W	3-1	BUFFALO
Nov. 27	W	6-0	NEW JERSEY
Nov. 29	L	0-5	San Jose
Dec. 1	L	2-5	Phoenix
Dec. 4	W	1-1	Toronto
Dec. 6	W	4-0	Boston
Dec. 8	W	6-3	ATLANTA
Dec. 11	T	*2-2	Washington
Dec. 12	L	2-4	BOSTON
Dec. 14	L	2-5	MINNESOTA
Dec. 16	L	0-7	CAROLINA
Dec. 19	L	1-3	MONTREAL
Dec. 21	W	4-3	WASHINGTON
Dec. 22	T	*4-4	Washington
Dec. 26	L	0-4	New Jersey
Dec. 29	L	2-5	OTTAWA
Jan. 3	L	2-4	NY Islanders
Jan. 5	W	4-1	NY RANGERS
Jan. 6	L	0-2	Chicago
Jan. 8	L	2-3	BOSTON
Jan. 10	W	2-0	Buffalo
Jan. 12	L	1-4	St. Louis
Jan. 15	L	2-5	Vancouver
Jan. 17	W	6-4	Calgary
Jan. 19	W	1-0	Edmonton
Jan. 21	W	5-2	PHILADELPHIA
Jan. 23	W	5-1	TAMPA BAY
Jan. 24	W	*5-4	NY Islanders
Jan. 26	W	*3-2	ATLANTA
Jan. 29	L	*2-3	Philadelphia
Jan. 30	L	3-6	SAN JOSE
Feb. 5	T	*3-3	Carolina
Feb. 7	L	0-1	Montreal
Feb. 9	L	*1-2	NEW JERSEY
Feb. 10	L	3-4	NY Rangers
Feb. 12	L	1-5	Ottawa
Feb. 27	L	4-5	LOS ANGELES
Feb. 28	W	*4-3	Columbus
Mar. 2	L	2-4	DETROIT
Mar. 4	W	4-2	NY ISLANDERS
Mar. 5	W	*6-5	FLORIDA
Mar. 7	L	1-3	CAROLINA
Mar. 9	W	*3-2	NY RANGERS
Mar. 11	L	2-4	COLUMBUS
Mar. 13	L	2-4	Anaheim
Mar. 16	L	3-4	Los Angeles
Mar. 18	W	4-2	Atlanta
Mar. 20	L	1-3	PHOENIX
Mar. 23	T	*4-4	PHILADELPHIA
Mar. 24	W	6-2	WASHINGTON
Mar. 27	L	3-4	NEW JERSEY
Mar. 30	L	*1-2	Montreal
Apr. 1	L	0-3	MONTREAL
Apr. 3	L	2-3	Florida
Apr. 4	L	2-4	Tampa Bay
Apr. 6	L	1-3	Philadelphia
Apr. 8	L	2-3	NY Rangers
Apr. 10	T	*4-4	BUFFALO
Apr. 12	L	2-5	TORONTO
Apr. 13	L	1-7	Boston

\* = Overtime

**Record: 28-41-8-5, Fifth in Atlantic Division**





# ATTENDANCE

## REGULAR SEASON

YEAR	ATTENDANCE	# of DATES	AVG. ATTENDANCE	SELL OUTS	CAPACITY
1967-68	274,049	37	7,407	0	12,580
1968-69	228,285	38	6,008	0	12,580
1969-70	265,936	38	6,998	0	12,580
1970-71	377,182	39	9,671	3	12,580
1971-72	375,711	39	9,634	5	12,580
1972-73	436,601	39	11,195	7	12,866
1973-74	396,197	39	10,159	4	13,431
1974-75	448,977	40	11,224	11	13,404
1975-76	458,198	40	11,455	0	16,402
1976-77	401,580	40	10,040	1	16,404
1977-78	421,933	40	10,548	2	16,033
1978-79	457,209	40	11,430	3	16,033
1979-80	426,156	40	10,653	2	16,033
1980-81	413,407	40	10,335	0	16,033
1981-82	451,965	40	11,299	5	16,033
1982-83	336,300	40	8,408	1	16,033
1983-84	273,550	40	6,839	0	16,033
1984-85	400,711	40	10,018	4	16,033
1985-86	503,020	40	12,576	13	16,033
1986-87	598,614	40	14,965	26	16,033
1987-88	606,638	40	15,166	26	16,168
1988-89	629,345	40	15,734	*34	16,025
1989-90	640,700	40	16,018	*34	#16,015
1990-91	637,072	40	15,927	28	16,164
1991-92	639,736	40	15,993	32	16,164
1992-93	660,290	41	16,105	30	16,164
1993-94	*685,589	41	*16,714	11	17,537
1994-95	386,599	24	16,108	9	17,181
1995-96	665,790	41	16,239	20	17,181
1996-97	684,346	41	16,691	21	17,181
1997-98	617,815	41	15,069	7	16,958
1998-99	607,822	41	14,825	5	16,958
1999-00	636,199	41	15,517	13	16,958
2000-01	655,926	40	16,398	26	16,958
2001-02	641,641	41	15,650	18	16,958
2002-03	604,970	41	14,755	8	16,958

\* Club Record # Capacity increased to 16,236 after home game #25

## PLAYOFFS

YEAR	ATTENDANCE	# of DATES	SELL OUTS	AVG. ATTENDANCE
1969-70	53,592	5	2	10,718
1971-72	25,515	2	1	12,758
1974-75	66,833	5	4	13,367
1975-76	13,626	1	0	13,626
1976-77	25,967	2	0	12,984
1978-79	45,702	3	2	15,234
1979-80	26,901	2	0	13,451
1980-81	26,688	2	0	13,344
1981-82	25,457	2	0	12,729
1988-89	96,150	6	6	16,025
1990-91	*210,132	*13	*13	16,164
1991-92	161,640	10	10	16,164
1992-93	129,312	8	8	16,164
1993-94	46,412	3	0	15,471
1994-95	114,894	7	2	16,413
1995-96	171,597	10	9	17,159
1996-97	34,710	2	2	*17,355
1997-98	48,437	3	1	16,146
1998-99	99,787	6	4	16,631
1999-00	84,924	5	4	16,984
2000-01	137,184	8	8	17,148

\* Club Record

# TRAINING CAMP



## SITES AND RECORD BY YEAR

<u>YEAR</u>	<u>SITE</u>	<u>PRE-SEASON RECORD</u>
1967-68	Brantford, Ont.	4-1-1
1968-69	Brantford, Ont	1-5-2
1969-70	Brantofrd, Ont	4-1-2
1970-71	Brantford, Ont	4-3-2
1971-72	Brantford, Ont	3-2-3
1972-73	Brantford, Ont	5-4-1
1973-74	Brantford, Ont	4-2-3
1974-75	Brantford, Ont	5-4-0
1975-76	Pittsburgh, PA	2-3-3
1976-77	Pittsburgh, PA	7-3-0
1977-78	Pittsburgh, PA	4-3-0
1978-79	Pittsburgh, PA	3-5-0
1979-80	Pittsburgh, PA	3-4-1
1980-81	Pittsburgh, PA	1-3-2
1981-82	Erie/Johnstown, PA	4-1-2
1982-83	Johnstown, PA	1-3-3
1983-84	Johnstown, PA	3-4-1
1984-85	Pittsburgh, PA	2-4-0
1985-86	Pittsburgh, PA	1-5-0
1986-87	Pittsburgh, PA	2-6-0
1987-88	Pittsburgh, PA	5-1-2
1988-89	Pittsburgh, PA	6-3-0
1989-90	Pittsburgh, PA	4-5-1
1990-91	Pittsburgh, PA	7-2-0
1991-92	Pittsburgh, PA/Denver, CO	4-3-2
1992-93	Pittsburgh, PA	3-5-1
1993-94	Pittsburgh, PA	5-4-0
1994-95	Pittsburgh, PA	3-5-1
1995-96	Canonsburg, PA	3-5-1
1996-97	Canonsburg, PA	2-6-1
1997-98	Canonsburg, PA	4-4-0
1998-99	Canonsburg, PA	4-2-3
1999-00	Canonsburg, PA	2-3-0-1
2000-01	Canonsburg/Wilkes-Barre, PA	3-4-0-0
2001-02	Canonsburg/Wilkes-Barre, PA	1-2-3-0
2002-03	Canonsburg/Wilkes-Barre, PA	2-4-1-0



# TEAM AWARDS

## MICHEL BRIERE MEMORIAL TROPHY - ROOKIE OF THE YEAR

The Michel Briere Memorial Trophy is awarded to the Penguins player judged to be the best rookie on the team. The trophy is presented in memory of the late Michel Briere, who was an outstanding forward in his only season with the Penguins in 1969-70.

1967-68	Les Binkley	1985-86	Jim Johnson
1968-69	Jean Pronovost	1986-87	No Winner
1969-70	Michel Briere	1987-88	Rob Brown
1970-71	Greg Polis	1988-89	Zarley Zalapski
1971-72	Dave Burrows	1989-90	Mark Recchi
1972-73	No Winner	1990-91	Jaromir Jagr
1973-74	Ron Lalonde	1991-92	Jim Paek
1974-75	Pierre Larouche	1992-93	Shawn McEachern
1975-76	No Winner	1993-94	No Winner
1976-77	Greg Malone	1994-95	No Winner
1977-78	Peter Lee	1995-96	No Winner
1978-79	Greg Millen & Rod Schutt	1996-97	Patrick Lalime
1979-80	Paul Marshall	1997-98	Peter Skudra
1980-81	Mark Johnson	1998-99	Jan Hrdina
1981-82	Mike Bullard	1999-00	Jean-Sebastien Aubin
1982-83	Dave Hannan	2000-01	No Winner
1983-84	Roberto Romano	2001-02	Johan Hedberg
1984-85	Mario Lemieux	2002-03	No Winner

## LEADING POINT SCORER

Presented annually to the player with the highest point total on the team

1967-68	Andy Bathgate	1985-86	Mario Lemieux
1968-69	Ken Schinkel	1986-87	Mario Lemieux
1969-70	Dean Prentice	1987-88	Mario Lemieux
1970-71	Bryan Hextall	1988-89	Mario Lemieux
1971-72	Syl Apps	1989-90	Mario Lemieux
1972-73	Syl Apps	1990-91	Mark Recchi
1973-74	Syl Apps	1991-92	Mario Lemieux
1974-75	Ron Schock	1992-93	Mario Lemieux
1975-76	Pierre Larouche	1993-94	Jaromir Jagr
1976-77	Jean Pronovost	1994-95	Jaromir Jagr
1977-78	Jean Pronovost	1995-96	Mario Lemieux
1978-79	Greg Malone	1996-97	Mario Lemieux
1979-80	Rick Kehoe	1997-98	Jaromir Jagr
1980-81	Rick Kehoe	1998-99	Jaromir Jagr
1981-82	Rick Kehoe	1999-00	Jaromir Jagr
1982-83	Doug Shedden	2000-01	Jaromir Jagr
1983-84	Mike Bullard	2001-02	Alexei Kovalev
1984-85	Mario Lemieux	2002-03	Mario Lemieux

## BOB JOHNSON MEMORIAL "BADGER BOB" AWARD

Presented in the memory of the Penguins late head coach. The "Badger Bob" Award is presented to the player who, through his performance on the ice, his character and total dedication to his teammates for the success of the team, shows that every day is "A Great Day For Hockey."

1994-95	Ron Francis & Joe Mullen	1999-00	Jiri Slegr
1995-96	Jaromir Jagr	2000-01	Martin Straka & Darius Kasparaitis
1996-97	Joe Mullen	2001-02	Ian Moran
1997-98	Ron Francis	2002-03	No Winner Announced
1998-99	Martin Straka		

# TEAM AWARDS



## A.T. CAGGIANO MEMORIAL BOOSTER CLUB AWARD

Presented in the memory of long time Penguins locker room attendant Anthony "A.T." Caggiano. Booster Club Members vote for the three stars after every home game and tally their votes at the end of the regular season to determine the winner.

1974-75	Vic Hadfield	1988-89	Mario Lemieux
1975-76	Dave Burrows	1989-90	Mario Lemieux
1976-77	Dunc Wilson	1990-91	Mark Recchi
1977-78	Denis Herron	1991-92	Mario Lemieux
1978-79	Randy Carlyle	1992-93	Mario Lemieux
1979-80	George Ferguson	1993-94	Ron Francis
1980-81	Randy Carlyle	1994-95	Jaromir Jagr
1981-82	Michel Dion	1995-96	Mario Lemieux
1982-83	Michel Dion	1996-97	Mario Lemieux
1983-84	Mike Bullard	1997-98	Jaromir Jagr
1984-85	Mario Lemieux	1998-99	Jaromir Jagr
1985-86	Mario Lemieux	1999-00	Jean-Sebastien Aubin
1986-87	Mario Lemieux	2000-01	Alexei Kovalev
1987-88	Mario Lemieux	2001-02	Alexei Kovalev
		2002-03	Mario Lemieux

## PLAYER'S PLAYER AWARD

The players hold a vote at the end of the season for the player they feel exemplifies leadership for the team both on and off of the ice, and a player who is dedicated to teamwork.

1967-68	No Award	1985-86	Terry Ruskowski
1968-69	Val Fonteyne	1986-87	Dan Quinn & Terry Ruskowski
1969-70	Jean Pronovost & Dean Prentice	1987-88	Mario Lemieux
1970-71	Jean Pronovost	1988-89	Randy Hillier
1971-72	Jean Pronovost	1989-90	Randy Hillier
1972-73	Lowell MacDonald	1990-91	Mark Recchi
1973-74	Jean Pronovost	1991-92	Joe Mullen
1974-75	Ron Schock	1992-93	Mario Lemieux
1975-76	Jean Pronovost	1993-94	Ron Francis
1976-77	Denis Herron	1994-95	Ron Francis
1977-78	Denis Herron	1995-96	Ron Francis
1978-79	Greg Malone	1996-97	Joe Mullen
1979-80	Rick Kehoe	1997-98	Ron Francis
1980-81	Rick Kehoe	1998-99	Jaromir Jagr & Martin Straka
1981-82	Mike Bullard	1999-00	Martin Straka
1982-83	Pat Boutette	2000-01	Martin Straka
1983-84	Denis Herron	2001-02	Alexei Kovalev & Ian Moran
1984-85	Warren Young	2002-03	No Winner Announced

## THE EDWARD J. DeBARTOLO COMMUNITY SERVICE AWARD

The award recognizes the players who have donated a considerable amount of time during the season to working on community and charity projects.

1991-92	Troy Loney & Phil Bourque	1998-99	Rob Brown & Tyler Wright
1992-93	Jim Paek & Shawn McEachern	1999-00	Matthew Barnaby & Ian Moran
1993-94	Ken Wregget & Tom Barrasso	2000-01	Bob Boughner
1994-95	Ron Francis & Bryan Trottier	2001-02	Andrew Ference
1995-96	Dave Roche	2002-03	Johan Hedberg & Steve McKenna
1996-97	Joe Dziedzic & Chris Tamer		
1997-98	Chris Tamer & Tyler Wright		



# TEAM AWARDS

## "BAZ" BASTIEN MEMORIAL AWARD - GOOD GUY AWARD

The Good Guy Award is presented by the Pittsburgh chapter of the Professional Hockey Writers Association to the player who the local media want to acknowledge for his cooperation throughout the year. The award is presented in the memory of the later Aldege "Baz" Bastien, Penguins general manager from 1976-83.

1983-84	Gary Rissling	1993-94	Joe Mullen
1984-85	Gary Rissling	1994-95	Larry Murphy
1985-86	Terry Ruskowski	1995-96	Petr Nedved
1986-87	Dan Frawley	1996-97	Ken Wregget
1987-88	Randy Cunneynworth	1997-98	Ron Francis
1988-89	Jim Johnson	1998-99	Jiri Slegr
1989-90	Troy Loney	1999-00	Rob Brown
1990-91	Phil Bourque	2000-01	Alexei Kovalev
1991-92	Larry Murphy	2001-02	Johan Hedberg
1992-93	Kevin Stevens	2002-03	Steve McKenna

## MASTERTON NOMINEE - COMEBACK PLAYER

The Pittsburgh chapter of the Professional Hockey Writers Association votes for the Penguins' Masterton nominee. Each NHL team selects a Masterton candidate from which the overall winner is chosen. The Masterton candidate is nominated as the player who best exemplifies the qualities of perseverance, sportsmanship and dedication to hockey.

1982-83	Greg Malone	1992-93	Mario Lemieux
1983-84	Denis Herron	1993-94	Kevin Stevens
1984-85	Gary Rissling & Warren Young	1994-95	John Cullen
1985-86	Terry Ruskowski	1995-96	Ron Francis
1986-87	Randy Cunneynworth	1996-97	Joe Mullen
1987-88	Randy Hillier	1997-98	Rob Brown
1988-89	Phil Bourque	1998-99	Darius Kasparaitis
1989-90	Mario Lemieux	1999-00	Darius Kasparaitis
1990-91	Mario Lemieux	2000-01	Ian Moran
1991-92	Joe Mullen	2001-02	Stephane Richer
		2002-03	Martin Straka

## MOST VALUABLE PLAYER AWARD

Based on the overall contribution the player makes to the team.

1967-68	Les Binkley	1984-85	Mario Lemieux
1968-69	Keith McCreary	1985-86	Mario Lemieux
1969-70	Jean Pronovost	1986-87	Mario Lemieux
1970-71	Ron Schock	1987-88	Mario Lemieux
1971-72	Jean Pronovost	1988-89	Mario Lemieux
1972-73	Dave Burrows	1989-90	Mario Lemieux
1973-74	Syl Apps, Dave Burrows, Jean Peonovost & Lowell MacDonald	1990-91	Mark Recchi
		1991-92	Mario Lemieux
		1992-93	Mario Lemieux
1974-75	Ron Schock & Ron Stackhouse	1993-94	Ron Francis
1975-76	Pierre Larouche	1994-95	Jaromir Jagr
1976-77	Dunc Wilson	1995-96	Mario Lemieux
1977-78	Pete Mahovlich	1996-97	Mario Lemieux
1978-79	Ron Stackhouse & Orest Kindrachuk	1997-98	Ron Francis & Jaromir Jagr
		1998-99	Jaromir Jagr
1979-80	George Ferguson	1999-00	Jaromir Jagr
1980-81	Randy Carlyle	2000-01	Mario Lemieux
1981-82	Michel Dion	2001-02	Alexei Kovalev
1982-83	Doug Shedden	2002-03	Mario Lemieux
1983-84	Mike Bullard		



# PLAYOFF HISTORY





# STANLEY CUP TEAMS

## PITTSBURGH PENGUINS STANLEY CUP CHAMPIONSHIP TEAMS 1990-91 SEASON 1991-92 SEASON

(Names in the order they appear on the Stanley Cup)

### 1991

Edward J. DeBartolo, Owner; Marie Denise DeBartolo York, President; Paul Martha, Vice President; Craig Patrick, General Manager; Scott Bowman, Director of Player Development and Recruitment; Bob Johnson, Head Coach; Rick Kehoe, Rick Patterson, Barry Smith, Assistant Coaches; Gilles Meloche, Greg Malone, Scouts; Skip Thayer, Trainer; Steve Latin, Equipment Manager; John Welday, Strength and Conditioning Coach; Mario Lemieux, Captain; Paul Coffey, Randy Hillier, Bob Errey, Alternate Captains; Tom Barrasso, Phil Bourque, Jay Caufield, Ron Francis, Randy Gilhen, Jiri Hrdina, Jaromir Jagr, Grant Jennings, Troy Loney, Joe Mullen, Larry Murphy, Jim Paek, Frank Pietrangelo, Barry Pederson, Mark Recchi, Gord Roberts, Ulf Samuelsson, Paul Stanton, Kevin Stevens, Peter Taglianetti, Bryan Trottier, Scott Young, Wendell Young

### 1992

Howard Baldwin, Morris Belzberg, Thomas Ruta, Owners; Donn Patton, Executive Vice President/CFO; Paul Martha, Executive Vice President/General Counsel; Craig Patrick, Executive Vice President/General Manager; Bob Johnson, Head Coach; Scott Bowman, Director of Player Development and Interim Coach; Rick Kehoe, Rick Patterson, Gilles Meloche, Barry Smith, Pierre McGuire, Assistant Coaches; Steve Latin, Equipment Manager; Skip Thayer, Trainer; John Welday, Strength and Conditioning Coach; Greg Malone, Les Binkley, Charlie Hodge, John Gill, Ralph Cox, Scouts; Mario Lemieux, Captain; Ron Francis, Bryan Trottier, Kevin Stevens, Bob Errey, Alternate Captains; Phil Bourque, Troy Loney, Rick Tocchet, Joe Mullen, Jaromir Jagr, Jiri Hrdina, Shawn McEachern, Ulf Samuelson, Kjell Samuelsson, Larry Murphy, Gord Roberts, Jim Paek, Paul Stanton, Tom Barrasso, Ken Wregget, Jay Caufield, Jamie Leach, Wendell Young, Grant Jennings, Peter Taglianetti, Jock Callander, Dave Michayluk, Mike Needham, Jeff Chychrun, Ken Priestlay, Jeff Daniels

# YEAR BY YEAR RESULTS



1968	Did Not Qualify For Playoffs				
1969	Did Not Qualify For Playoffs				
1970	<b>Quarterfinals vs. Oakland (Pittsburgh won series, 4-0)</b>				
Apr. 8	Oakland	1	at Pittsburgh	2	W
Apr. 9	Oakland	1	at Pittsburgh	3	W
Apr. 11	Pittsburgh	5	at Oakland	2	W
Apr. 12	Pittsburgh	3	at Oakland	2 (OT)	W
	<b>Semifinals vs. St. Louis (St. Louis won series, 4-2)</b>				
Apr. 19	Pittsburgh	1	at St. Louis	3	L
Apr. 21	Pittsburgh	1	at St. Louis	4	L
Apr. 23	St. Louis	2	at Pittsburgh	3	W
Apr. 26	St. Louis	1	at Pittsburgh	2	W
Apr. 28	Pittsburgh	0	at St. Louis	5	L
Apr. 30	St. Louis	4	at Pittsburgh	3	L
1971	Did Not Qualify For Playoffs				
1972	<b>Quarterfinals vs. Chicago (Chicago won series, 4-0)</b>				
Apr. 5	Pittsburgh	1	at Chicago	3	L
Apr. 6	Pittsburgh	2	at Chicago	3	L
Apr. 8	Chicago	2	at Pittsburgh	0	L
Apr. 9	Chicago	6	at Pittsburgh	5 (OT)	L
1973	Did Not Qualify For Playoffs				
1974	Did Not Qualify For Playoffs				
1975	<b>Preliminary Round vs. St. Louis (Pittsburgh won series, 2-0)</b>				
Apr. 8	St. Louis	3	at Pittsburgh	4	W
Apr. 10	Pittsburgh	5	at St. Louis	3	W
	<b>Quarterfinals vs. NY Islanders (NY Islanders won series, 4-3)</b>				
Apr. 13	NY Islanders	4	at Pittsburgh	5	W
Apr. 15	NY Islanders	1	at Pittsburgh	3	W
Apr. 17	Pittsburgh	6	at NY Islanders	4	W
Apr. 20	Pittsburgh	1	at NY Islanders	3	L
Apr. 22	NY Islanders	4	at Pittsburgh	2	L
Apr. 24	Pittsburgh	1	at NY Islanders	4	L
Apr. 26	NY Islanders	1	at Pittsburgh	0	L
1976	<b>Preliminary Round vs. Toronto (Toronto won series, 2-1)</b>				
Apr. 6	Pittsburgh	1	at Toronto	4	L
Apr. 8	Toronto	0	at Pittsburgh	2	W
Apr. 9	Pittsburgh	0	at Toronto	4	L
1977	<b>Preliminary Round vs. Toronto (Toronto won series, 2-1)</b>				
Apr. 5	Pittsburgh	2	at Toronto	4	L
Apr. 7	Toronto	4	at Pittsburgh	6	W
Apr. 9	Pittsburgh	2	at Toronto	5	L
1978	Did Not Qualify For Playoffs				
1979	<b>Preliminary Round vs. Buffalo (Pittsburgh won series, 2-1)</b>				
Apr. 10	Pittsburgh	4	at Buffalo	3	W
Apr. 12	Buffalo	3	at Pittsburgh	1	L
Apr. 14	Pittsburgh	4	at Buffalo	3 (OT)	W
	<b>Quarterfinals vs. Boston (Boston won series, 4-0)</b>				
Apr. 16	Pittsburgh	2	at Boston	6	L
Apr. 18	Pittsburgh	3	at Boston	4	L
Apr. 21	Boston	2	at Pittsburgh	1	L
Apr. 22	Boston	4	at Pittsburgh	1	L



# YEAR BY YEAR RESULTS

<b>1980</b>	<b>Preliminary Round vs. Boston (Boston won series, 3-2)</b>				
Apr. 8	Pittsburgh	4	at Boston	2	W
Apr. 10	Pittsburgh	1	at Boston	4	L
Apr. 12	Boston	1	at Pittsburgh	4	W
Apr. 13	Boston	8	at Pittsburgh	3	L
Apr. 14	Pittsburgh	2	at Boston	6	L
<b>1981</b>	<b>Preliminary Round vs. St. Louis (St. Louis won series, 3-2)</b>				
Apr. 8	Pittsburgh	2	at St. Louis	4	L
Apr. 9	Pittsburgh	6	at St. Louis	4	W
Apr. 11	St. Louis	5	at Pittsburgh	4	L
Apr. 12	St. Louis	3	at Pittsburgh	6	W
Apr. 14	Pittsburgh	3	at St. Louis	4 (2OT)	L
<b>1982</b>	<b>Preliminary Round vs. NY Islanders (NY won series, 3-2)</b>				
Apr. 7	Pittsburgh	1	at NY Islanders	8	L
Apr. 8	Pittsburgh	2	at NY Islanders	7	L
Apr. 10	NY Islanders	1	at Pittsburgh	2 (OT)	W
Apr. 11	NY Islanders	2	at Pittsburgh	5	W
Apr. 14	Pittsburgh	3	at NY Islanders	4 (OT)	L
<b>1983</b>	<b>Did Not Qualify For Playoffs</b>				
<b>1984</b>	<b>Did Not Qualify For Playoffs</b>				
<b>1985</b>	<b>Did Not Qualify For Playoffs</b>				
<b>1986</b>	<b>Did Not Qualify For Playoffs</b>				
<b>1987</b>	<b>Did Not Qualify For Playoffs</b>				
<b>1988</b>	<b>Did Not Qualify For Playoffs</b>				
<b>1989</b>	<b>Patrick Division Semifinals vs. NY Rangers (Pittsburgh won series, 4-0)</b>				
Apr. 5	NY Rangers	1	at Pittsburgh	3	W
Apr. 6	NY Rangers	4	at Pittsburgh	7	W
Apr. 8	Pittsburgh	5	at NY Rangers	3	W
Apr. 9	Pittsburgh	4	at NY Rangers	3	W
	<b>Patrick Division Finals vs. Philadelphia (Philadelphia won series, 4-3)</b>				
Apr. 17	Philadelphia	3	at Pittsburgh	4	W
Apr. 19	Philadelphia	4	at Pittsburgh	2	L
Apr. 21	Pittsburgh	4	at Philadelphia	3 (OT)	W
Apr. 23	Pittsburgh	1	at Philadelphia	4	L
Apr. 25	Philadelphia	7	at Pittsburgh	10	W
Apr. 27	Pittsburgh	2	at Philadelphia	6	L
Apr. 29	Philadelphia	4	at Pittsburgh	1	L
<b>1990</b>	<b>Did Not Qualify For Playoffs</b>				
<b>1991</b>	<b>Patrick Division Semifinals vs. New Jersey (Pittsburgh won series, 4-3)</b>				
Apr. 3	New Jersey	3	at Pittsburgh	1	L
Apr. 5	New Jersey	4	at Pittsburgh	5 (OT)	W
Apr. 7	Pittsburgh	4	at New Jersey	3	W
Apr. 9	Pittsburgh	1	at New Jersey	4	L
Apr. 11	New Jersey	4	at Pittsburgh	2	L
Apr. 13	Pittsburgh	4	at New Jersey	3	W
Apr. 15	New Jersey	0	at Pittsburgh	4	W
	<b>Patrick Division Finals vs. Washington (Pittsburgh won series, 4-1)</b>				
Apr. 17	Washington	4	at Pittsburgh	2	L
Apr. 19	Washington	6	at Pittsburgh	7 (OT)	W
Apr. 21	Pittsburgh	3	at Washington	1	W
Apr. 23	Pittsburgh	3	at Washington	1	W
Apr. 25	Washington	1	at Pittsburgh	4	W

# YEAR BY YEAR RESULTS



## Prince of Wales Conference Finals vs. Boston (Pittsburgh won series, 4-2)

May 1	Pittsburgh	3	at Boston	6	L
May 3	Pittsburgh	4	at Boston	5 (OT)	L
May 5	Boston	1	at Pittsburgh	4	W
May 7	Boston	1	at Pittsburgh	4	W
May 9	Pittsburgh	7	at Boston	2	W
May 11	Boston	3	at Pittsburgh	5	W

## Stanley Cup Finals vs. Minnesota (Pittsburgh won series, 4-2)

May 15	Minnesota	5	at Pittsburgh	4	L
May 17	Minnesota	1	at Pittsburgh	4	W
May 19	Pittsburgh	1	at Minnesota	3	L
May 21	Pittsburgh	5	at Minnesota	3	W
May 23	Minnesota	4	at Pittsburgh	6	W
May 25	Pittsburgh	8	at Minnesota	0	W

## 1992 Patrick Division Semifinals vs. Washington (Pittsburgh won series, 4-3)

Apr. 19	Pittsburgh	1	at Washington	3	L
Apr. 21	Pittsburgh	2	at Washington	6	L
Apr. 23	Washington	4	at Pittsburgh	6	W
Apr. 25	Washington	7	at Pittsburgh	2	L
Apr. 27	Pittsburgh	5	at Washington	2	W
Apr. 29	Washington	4	at Pittsburgh	6	W
May 1	Pittsburgh	3	at Washington	1	W

## Patrick Division Finals vs. NY Rangers (Pittsburgh won series, 4-2)

May 3	Pittsburgh	4	at NY Rangers	2	W
May 5	Pittsburgh	2	at NY Rangers	4	L
May 7	NY Rangers	6	at Pittsburgh	5 (OT)	L
May 9	NY Rangers	4	at Pittsburgh	5 (OT)	W
May 11	Pittsburgh	3	at NY Rangers	2	W
May 13	NY Rangers	1	at Pittsburgh	5	W

## Prince of Wales Conference Finals vs. Boston (Pittsburgh won series, 4-0)

May 17	Boston	3	at Pittsburgh	4 (OT)	W
May 19	Boston	2	at Pittsburgh	5	W
May 21	Pittsburgh	5	at Boston	1	W
May 23	Pittsburgh	5	at Boston	1	W

## Stanley Cup Finals vs. Chicago (Pittsburgh won series, 4-0)

May 26	Chicago	4	at Pittsburgh	5	W
May 28	Chicago	1	at Pittsburgh	3	W
May 30	Pittsburgh	1	at Chicago	0	W
June 1	Pittsburgh	6	at Chicago	5	W

## 1993 Patrick Division Semifinals vs. New Jersey (Pittsburgh won series, 4-1)

Apr. 18	New Jersey	3	at Pittsburgh	6	W
Apr. 20	New Jersey	0	at Pittsburgh	7	W
Apr. 22	Pittsburgh	4	at New Jersey	3	W
Apr. 25	Pittsburgh	1	at New Jersey	4	L
Apr. 26	New Jersey	3	at Pittsburgh	5	W

## Patrick Division Finals vs. NY Islanders (NY Islanders won series, 4-3)

May 2	NY Islanders	3	at Pittsburgh	2	L
May 4	NY Islanders	0	at Pittsburgh	3	W
May 6	Pittsburgh	3	at NY Islanders	1	W
May 8	Pittsburgh	5	at NY Islanders	6	L
May 10	NY Islanders	3	at Pittsburgh	6	W
May 12	Pittsburgh	5	at NY Islanders	7	L
May 14	NY Islanders	4	at Pittsburgh	3 (OT)	L

## 1994 Eastern Conference Quarterfinals vs. Washington (Washington won series, 4-2)

Apr. 17	Washington	5	at Pittsburgh	3	L
Apr. 19	Washington	1	at Pittsburgh	2	W
Apr. 21	Pittsburgh	0	at Washington	2	L
Apr. 23	Pittsburgh	1	at Washington	4	L
Apr. 25	Washington	2	at Pittsburgh	3	W
Apr. 27	Pittsburgh	3	at Washington	6	L



# YEAR BY YEAR RESULTS

## 1995 Eastern Conference Quarterfinals vs. Washington (Pittsburgh won series, 4-3)

May 6	Washington	5	at Pittsburgh	4	L
May 8	Washington	3	at Pittsburgh	5	W
May 10	Pittsburgh	2	at Washington	6	L
May 12	Pittsburgh	2	at Washington	6	L
May 14	Washington	5	at Pittsburgh	6 (OT)	W
May 16	Pittsburgh	7	at Washington	1	W
May 18	Washington	0	at Pittsburgh	3	W

## Eastern Conference Semifinals vs. New Jersey (New Jersey won series, 4-1)

May 20	New Jersey	2	at Pittsburgh	3	W
May 22	New Jersey	4	at Pittsburgh	2	L
May 24	Pittsburgh	1	at New Jersey	5	L
May 26	Pittsburgh	1	at New Jersey	2 (OT)	L
May 28	New Jersey	4	at Pittsburgh	1	L

## 1996 Eastern Conference Quarterfinals vs. Washington (Pittsburgh won series, 4-2)

Apr. 17	Washington	6	at Pittsburgh	4	L
Apr. 19	Washington	5	at Pittsburgh	3	L
Apr. 22	Pittsburgh	4	at Washington	1	W
Apr. 24	Pittsburgh	3	at Washington	2 (4OT)	W
Apr. 26	Washington	1	at Pittsburgh	4	W
Apr. 28	Pittsburgh	3	at Washington	2	W

## Eastern Conference Semifinals vs. NY Rangers (Pittsburgh won series, 4-1)

May 3	NY Rangers	3	at Pittsburgh	4	W
May 5	NY Rangers	6	at Pittsburgh	3	L
May 7	Pittsburgh	3	at NY Rangers	2	W
May 9	Pittsburgh	4	at NY Rangers	1	W
May 11	NY Rangers	3	at Pittsburgh	7	W

## Eastern Conference Finals vs. Florida (Florida won series, 4-3)

May 18	Florida	5	at Pittsburgh	1	L
May 20	Florida	2	at Pittsburgh	3	W
May 24	Pittsburgh	2	at Florida	5	L
May 26	Pittsburgh	2	at Florida	1	W
May 28	Florida	0	at Pittsburgh	3	W
May 30	Pittsburgh	3	at Florida	4	L
June 1	Florida	3	at Pittsburgh	1	L

## 1997 Eastern Conference Quarterfinals vs. Philadelphia (Philadelphia won series, 4-1)

Apr. 17	Pittsburgh	1	at Philadelphia	5	L
Apr. 19	Pittsburgh	2	at Philadelphia	3	L
Apr. 21	Philadelphia	5	at Pittsburgh	3	L
Apr. 23	Philadelphia	1	at Pittsburgh	4	W
Apr. 26	Pittsburgh	3	at Philadelphia	6	L

## 1998 Eastern Conference Quarterfinals vs. Montreal (Montreal won series, 4-2)

Apr. 23	Montreal	3	at Pittsburgh	2 (OT)	L
Apr. 25	Montreal	1	at Pittsburgh	4	W
Apr. 27	Pittsburgh	1	at Montreal	3	L
Apr. 29	Pittsburgh	6	at Montreal	3	W
May 1	Montreal	5	at Pittsburgh	2	L
May 3	Pittsburgh	0	at Montreal	3	L

## 1999 Eastern Conference Quarterfinals vs. New Jersey (Pittsburgh won series, 4-3)

Apr. 22	Pittsburgh	1	at New Jersey	3	L
Apr. 24	Pittsburgh	4	at New Jersey	1	W
Apr. 25	New Jersey	2	at Pittsburgh	4	W
Apr. 27	New Jersey	4	at Pittsburgh	2	L
Apr. 30	Pittsburgh	3	at New Jersey	4	L
May 2	New Jersey	2	at Pittsburgh	3 (OT)	W
May 4	Pittsburgh	4	at New Jersey	2	W

# YEAR BY YEAR RESULTS



## Eastern Conference Semifinals vs. Toronto (Toronto won series, 4-2)

May 7	Pittsburgh	2	at Toronto	0	W
May 9	Pittsburgh	2	at Toronto	4	L
May 11	Toronto	3	at Pittsburgh	4	W
May 13	Toronto	3	at Pittsburgh	2 (OT)	L
May 15	Pittsburgh	1	at Toronto	4	L
May 17	Toronto	4	at Pittsburgh	3 (OT)	L

## 2000 Eastern Conference Quarterfinals vs. Washington (Pittsburgh won series, 4-1)

Apr. 13	Pittsburgh	7	at Washington	0	W
Apr. 15	Washington	1	at Pittsburgh	2 (OT)	W
Apr. 17	Washington	3	at Pittsburgh	4	W
Apr. 19	Pittsburgh	2	at Washington	3	L
Apr. 21	Pittsburgh	2	at Washington	1	W

## Eastern Conference Semifinals vs. Philadelphia (Philadelphia won series, 4-2)

Apr. 27	Pittsburgh	2	at Philadelphia	0	W
Apr. 29	Pittsburgh	4	at Philadelphia	1	W
May 2	Philadelphia	4	at Pittsburgh	3 (OT)	L
May 4	Philadelphia	2	at Pittsburgh	1 (5OT)	L
May 7	Pittsburgh	3	at Philadelphia	6	L
May 9	Philadelphia	2	at Pittsburgh	1	L

## 2001 Eastern Conference Quarterfinals vs. Washington (Pittsburgh won series, 4-2)

Apr. 12	Pittsburgh	0	at Washington	1	L
Apr. 14	Pittsburgh	2	at Washington	1	W
Apr. 16	Washington	0	at Pittsburgh	3	W
Apr. 18	Washington	4	at Pittsburgh	3 (OT)	L
Apr. 21	Pittsburgh	2	at Washington	1	W
Apr. 23	Washington	3	at Pittsburgh	4 (OT)	W

## Eastern Conference Semifinals vs. Buffalo (Pittsburgh won series, 4-3)

Apr. 26	Pittsburgh	3	at Buffalo	0	W
Apr. 28	Pittsburgh	3	at Buffalo	1	W
Apr. 30	Buffalo	4	at Pittsburgh	1	L
May 2	Buffalo	5	at Pittsburgh	2	L
May 5	Pittsburgh	2	at Buffalo	3 (OT)	L
May 8	Buffalo	2	at Pittsburgh	3 (OT)	W
May 10	Pittsburgh	3	at Buffalo	2 (OT)	W

## Eastern Conference Finals vs. New Jersey (New Jersey won series, 4-1)

May 12	Pittsburgh	1	at New Jersey	3	L
May 15	Pittsburgh	4	at New Jersey	2	W
May 17	New Jersey	3	at Pittsburgh	0	L
May 19	New Jersey	5	at Pittsburgh	0	L
May 22	Pittsburgh	2	at New Jersey	4	L

2002 Did Not Qualify For Playoffs

2003 Did Not Qualify For Playoffs



# POST-SEASON

## PLAYOFF RECORDS vs. TEAMS

OPPONENT	SERIES	W	L	GP	W	L	GF	GA	LAST SERIES
Washington	7	6	1	42	26	16	137	121	2001 CQF - Won 4-2
New Jersey	5	3	2	29	14	15	80	86	2001 QF - Lost 4-1
Boston	4	2	2	19	10	9	67	62	1992 SF-Won 4-0
NY Rangers	3	3	0	15	12	3	64	45	1996 CSF-Won 4-1
St. Louis	3	1	2	13	6	7	40	45	1981 PR-Lost 3-2
NY Islanders	3	0	3	19	8	11	58	67	1993 DF-Lost 4-3
Toronto	3	0	3	12	4	8	27	39	1999 CSF-Lost 4-2
Buffalo	2	2	0	10	6	4	26	26	2001 CSF - Won 4-3
Chicago	2	1	1	8	4	4	23	24	1992 F - Won 4-0
Minnesota	1	1	0	6	4	2	28	16	1991 F-Won 4-2
Oakland	1	1	0	4	4	0	13	6	1970 QF-Won 4-0
Florida	1	0	1	7	3	4	15	20	1996 CF-Lost 4-3
Montreal	1	0	1	6	2	4	15	18	1998 CQF - Lost 4-2
Philadelphia	3	0	3	18	6	12	51	66	2000 CSF - Lost 4-2
<b>TOTAL</b>	<b>39</b>	<b>20</b>	<b>19</b>	<b>208</b>	<b>109</b>	<b>99</b>	<b>644</b>	<b>641</b>	

## COACHES' PLAYOFF RECORDS

COACHES	SERIES	W-L	GAMES	W-L
Bob Johnson	4	4-0	24	16-8
Scott Bowman	6	5-1	33	23-10
Ivan Hlinka	3	2-1	18	9-9
Eddie Johnston	8	3-5	46	22-24
Gene Ubriaco	2	1-1	11	7-4
Herb Brooks	2	1-1	11	6-5
Marc Bolleau	2	1-1	9	5-4
Kevin Constantine	3	1-2	19	8-11
Red Kelly	3	1-2	14	6-8
Johnny Wilson	3	1-2	12	4-8
Ken Schinkel	2	0-2	6	2-4
Craig Patrick	1	0-1	5	1-4
<b>TOTAL</b>	<b>39</b>	<b>20-19</b>	<b>208</b>	<b>109-99</b>

## RECORDS BY GAME

	OVERALL	HOME	ROAD
Game One	17-22	10-10	7-12
Game Two	24-15	17-5	7-10
Game Three	22-16	9-9	13-7
Game Four	16-19	6-10	10-9
Game Five	15-14	10-4	5-10
Game Six	10-9	6-3	4-6
Game Seven	5-4	2-4	3-0
<b>TOTAL</b>	<b>109-99</b>	<b>60-45</b>	<b>49-54</b>

## RECORD BY SERIES

	SERIES PLAYED	W-L
Record in Stanley Cup Finals	2	2-0
Record in Semifinals/Conference Finals	5	2-3
Record in Quarterfinals/Division Finals	13	5-8
Record in Preliminary Round/Division Semifinals/ Conference Quarterfinals	19	11-8
Record in Two-Game Series	1	1-0
Record in Three-Game Series	3	1-2
Record in Four-Game Series	6	4-2
Record in Five-Game Series	10	4-6
Record in Six-Game Series	10	5-5
Record in Seven-Game Series	9	5-4



# POST-SEASON



## MISCELLANEOUS TEAM RECORDS

Years in the Playoffs	20	
Most Consecutive Years in the Playoffs	11	1991 to 2001
Most Consecutive Wins	14	(May 9, 1992 to Apr. 22, 1993)#
Most Consecutive Home Wins	9	(May 9, 1992 to Apr 26, 1993)
Most Consecutive Road Wins	6	(May 11, 1992 to Apr. 22, 1993)

# = NHL Record

## PENGUINS' PLAYOFF LEADERS

### GAMES PLAYED

1. Jagr	140
2. LEMIEUX	107
3. Stevens	103
4. Barrasso	101
5. Francis	97

### POINTS

1. LEMIEUX	172
2. Jagr	147
3. Stevens	106
4. Francis	100

### ASSISTS

1. LEMIEUX	96
2. Jagr	82
3. Francis	68
4. Stevens	60
5. Murphy	57

### GOALS

1. LEMIEUX	76
2. Jagr	65
3. Stevens	46
4. Francis	32
5. Mullen	16

### POWER PLAY GOALS

1. LEMIEUX	29
2. Stevens	20
3. Jagr	19

### SHORT-HANDED GOALS

1. LEMIEUX	7
2. Jagr	2
Errey	2
Olczyk	2

### GAME WINNING GOALS

1. Jagr	14
2. LEMIEUX	11
3. Stevens	9
Francis	9

### WINS

1. Barrasso	56
2. Wregget	13
3. HEDBERG	9

### GAA

1. Tugnutt	1.77
2. Binkley	2.09
3. HEDBERG	2.30
4. Inness	2.67
5. Wregget	2.86

### SHUTOUTS

1. Barrasso	6
2. HEDBERG	2
Tugnutt	2
3. Wregget	1
Pietrangelo	1
Plasse	1

## GOALTENDERS PLAYOFF STATISTICS

PLAYER	GP	MP	GF	GA	ENG	SO	SAVES	GAA	W-L
JEAN-SEBSTIEN AUBIN	1	1	0	0	0	0	0	0.00	0-0
Wendell Young	1	39	1	1	0	0	10	1.54	0-0
Ron Tugnutt	11	746	29	22	0	2	376	1.77	6-5
Les Binkley	7	428	18	15	0	0	183	2.10	5-2
JOHAN HEDBERG	18	1123	38	43	1	2	439	2.30	9-9
Gary Inness	9	540	27	24	3	0	273	2.67	5-4
Michel Plasse	3	180	3	8	0	1	85	2.67	1-2
Ken Wregget	26	1597	82	81	4	1	816	2.86	13-12
Tom Barrasso	101	5918	334	286	12	6	2523	2.93	56-42
Peter Skudra	1	20	2	1	0	0	10	3.00	0-0
Fran k Pietrangelo	5	288	19	15	1	1	133	3.13	4-1
Al Smith	3	180	5	10	0	0	79	3.33	1-2
Denis Herron	10	601	26	36	3	0	298	3.49	3-7
Jim Rutherford	4	240	8	14	0	0	131	3.50	0-4
Greg Millen	10	625	35	40	1	0	297	3.84	4-6
Michel Dion	5	310	13	22	0	0	164	4.26	2-3
<b>TOTALS</b>	<b>208</b>	<b>12842</b>	<b>644</b>	<b>641</b>	<b>25</b>	<b>13</b>	<b>5817</b>	<b>2.99</b>	<b>109-99</b>



# CAREER PLAYOFF SCORING

PLAYER	GP	G	A	PTS	PIM	PLAYER	GP	G	A	PTS	PIM
1. MARIO LEMIEUX	107	76	96	172	87	59. Peter Lee	19	0	8	8	4
2. Jaromir Jagr	140	65	82	147	121	60. Chris Tamer	37	0	8	8	52
3. Kevin Stevens	103	46	60	106	170	61. Ken Schinkel	13	6	1	7	4
4. Ron Francis	97	32	68	100	67	62. Vic Hadfield	10	5	2	7	11
5. Larry Murphy	74	15	57	72	73	63. Mark Johnson	10	4	3	7	6
6. MARTIN STRAKA	65	19	27	46	30	64. Stu Barnes	11	3	4	7	2
7. Rick Tocchet	32	15	22	37	68	65. Paul Gardner	10	2	5	7	10
8. Mark Recchi	24	10	24	34	33	66. Dean Prentice	12	2	5	7	8
9. Joe Mullen	62	16	15	31	20	67. Scott Young	17	1	6	7	2
10. Alexei Kovalev	39	11	17	28	40	68. Ian Moran	61	1	6	7	20
11. Paul Coffey	23	4	22	26	37	69. Kjell Samuelsson	44	0	7	7	72
12. Phil Bourque	56	13	12	25	107	70. Tom Barrasso	101	0	7	7	36
13. Jan Hrdina	40	10	14	24	22	71. Gary McAdam	12	3	3	6	9
14. Petr Nedved	23	11	12	23	28	72. Chuck Arnason	9	2	4	6	4
15. Troy Loney	66	8	14	22	97	73. Jiri Hrdina	35	2	4	6	22
16. Rick Kehoe	37	4	17	21	2	74. Mike Ramsey	13	0	6	6	4
17. Rob Brown	41	9	10	19	34	75. Orest Kindrachuk	7	4	1	5	7
18. Robert Lang	45	7	12	19	6	76. Jeff Daniels	12	3	2	5	0
19. Jean Pronovost	29	9	9	18	12	77. Kevin Miller	18	3	2	5	8
20. Shawn McEachern	48	6	11	17	24	78. Tyler Wright	30	3	2	5	40
21. Ulf Samuelsson	66	4	12	16	123	79. Ross Lonsberry	17	2	3	5	13
22. Sergei Zubov	18	1	14	15	26	80. Norm Maciver	12	1	4	5	8
23. George Ferguson	22	4	11	15	13	81. Dave Tippett	12	1	4	5	14
24. Rod Schutt	22	8	6	14	26	82. Jim Paek	27	1	4	5	8
25. Bryan Trottier	46	7	7	14	57	83. Gord Roberts	43	1	4	5	95
26. Randy Carlyle	22	6	8	14	41	84. Tom Bladon	8	0	5	5	2
27. Ron Schock	29	2	12	14	23	85. Jim Johnson	11	0	5	5	44
28. Bob Errey	49	9	4	13	51	86. Josef Beranek	29	0	5	5	8
29. Ron Stackhouse	32	5	8	13	38	87. Pat Boutette	5	3	1	4	8
30. Jiri Slegr	29	3	10	13	33	88. Nick Harbaruk	14	3	1	4	20
31. Tomas Sandstrom	36	7	5	12	50	89. Mario Faubert	10	2	2	4	6
32. Paul Stanton	44	2	10	12	66	90. Duane Rupp	10	2	2	4	8
33. Luc Robitaille	12	7	4	11	26	91. Darius Kasparaitis	38	2	2	4	50
34. Gregg Sheppard	17	4	7	11	2	92. Wayne Primeau	18	1	3	4	2
35. John Cullen	20	3	8	11	36	93. Dave Burrows	20	1	3	4	16
36. Jock Callander	22	3	8	11	12	94. Joe Dziedzic	21	1	3	4	23
37. Pierre Larouche	15	2	9	11	2	95. Francois Leroux	33	1	3	4	34
38. Lowell MacDonald	15	6	4	10	8	96. Fredrik Olausson	11	0	4	4	2
39. Janne Laukkanen	29	4	6	10	24	97. Keith McCreary	11	0	4	4	6
40. Andrew Ference	18	3	7	10	16	98. Bob Leiter	4	3	0	3	0
41. J.J. Daigneault	17	1	9	10	36	99. Jim Hamilton	6	3	0	3	0
42. Dan Quinn	11	6	3	9	10	100. Eddie Olczyk	11	3	0	3	16
43. Bob Kelly	15	6	3	9	23	101. Andre St. Laurent	5	2	1	3	8
44. Bryan Smolinski	18	5	4	9	10	102. Blair Chapman	10	2	1	3	9
45. ALEKSEY MOROZOV	39	4	5	9	8	103. Troy Murray	12	2	1	3	12
46. Kip Miller	13	2	7	9	19	104. Rene Corbet	24	2	1	3	21
47. Dave Roche	16	2	7	9	51	105. Brad Werenka	19	2	1	3	14
48. Colin Campbell	19	2	7	9	51	106. Chris Joseph	25	2	1	3	20
49. Zarley Zalapski	11	1	8	9	13	107. Wally Boyer	10	1	2	3	0
50. Michel Briere	10	5	3	8	17	108. Dunc McCallum	10	1	2	3	12
51. Mike Bullard	9	4	4	8	4	109. Bob Woytowich	10	1	2	3	2
52. Syl Apps	19	4	4	8	23	110. Jason Woolley	5	0	3	3	0
53. Kevin Hatcher	24	4	4	8	20	111. Greg Hotham	5	0	3	3	6
54. German Titov	11	3	5	8	4	112. Jim Morrison	8	0	3	3	10
55. Randy Cunneynworth	11	3	5	8	26	113. Russ Anderson	10	0	3	3	28
56. Greg Malone	18	3	5	8	32	114. Bryan Hextall	14	0	3	3	43
57. Glen Murray	18	2	6	8	10	115. Mike Needham	14	2	0	2	4
58. Peter Taglianetti	39	1	7	8	83	116. Stan Gilbertson	3	1	1	2	2

# CAREER PLAYOFF SCORING



PLAYER	GP	G	A	PTS	PIM	PLAYER	GP	G	A	PTS	PIM
117. Nick Libbett	5	1	1	2	0	175. Victor Ignatjev	1	0	0	0	2
118. Rick MacLeish	5	1	1	2	0	176. Andreas Johansson	1	0	0	0	0
119. Kevin McClelland	5	1	1	2	5	177. Paul Marshall	1	0	0	0	0
120. Bob Stewart	5	1	1	2	2	178. Peter Skudra	1	0	0	0	0
121. Dave Michayluk	7	1	1	2	0	179. Steve Gatzos	1	0	0	0	0
122. Pat Price	10	1	1	2	49	180. Wendell Young	1	0	0	0	0
123. Brad Lauer	12	1	1	2	4	181. Richard Zemlak	1	0	0	0	10
124. Grant Jennings	38	1	1	2	38	182. Mike Corrigan	2	0	0	0	0
125. Darryl Edestrand	4	0	2	2	0	183. Chris Dahlquist	2	0	0	0	0
126. Greg Polis	4	0	2	2	0	184. Todd Hlushko	2	0	0	0	0
127. Glen Sather	10	0	2	2	17	<b>185. MICHAL ROZSIVAL</b>	<b>2</b>	<b>0</b>	<b>0</b>	<b>0</b>	<b>4</b>
128. Bob Boughner	29	0	3	3	37	186. Bob Simpson	2	0	0	0	0
129. Gord Dineen	11	0	2	2	8	187. Lex Hudson	2	0	0	0	0
130. Val Fonteyne	14	0	2	2	2	188. Craig Muni	3	0	0	0	0
131. Matthew Barnaby	24	0	2	2	64	189. Larry Bignell	3	0	0	0	2
132. John Slaney	2	1	0	1	2	190. Brian Bonin	3	0	0	0	0
133. Len Barrie	4	1	0	1	8	191. Randy Boyd	3	0	0	0	11
134. Greg Johnson	5	1	0	1	2	192. Kim Clackson	3	0	0	0	37
135. Peter Laframboise	9	1	0	1	0	193. Corey Foster	3	0	0	0	4
136. Pat Falloon	10	1	0	1	2	194. Al Smith	3	0	0	0	0
137. Greg Andrusak	12	1	0	1	6	195. Simon Nolet	3	0	0	0	0
138. Bobby Dollas	13	1	0	1	6	196. Michel Plasse	3	0	0	0	0
139. Dan Kesa	13	1	0	1	0	197. Stefan Bergvist	4	0	0	0	2
140. Randy Gilhen	16	1	0	1	14	198. Steve Cardwell	4	0	0	0	2
141. Pete Mahovlich	2	0	1	1	0	199. Kim Davis	4	0	0	0	0
142. Don Awrey	3	0	1	1	0	200. Pat Graham	4	0	0	0	2
143. Wayne Bianchin	3	0	1	1	6	201. Richard Park	4	0	0	0	2
144. Jacques Cossette	3	0	1	1	4	202. Jim Rutherford	4	0	0	0	0
145. Dave McLlwain	3	0	1	1	0	203. Mike Stapleton	4	0	0	0	0
146. Ed Van Impe	3	0	1	1	2	204. Dale Tallon	4	0	0	0	4
147. Tim Horton	4	0	1	1	2	205. Michel Dion	5	0	0	0	0
148. Al McDonough	4	0	1	1	0	206. Rusty Fitzgerald	5	0	0	0	4
149. Eddie Shack	4	0	1	1	15	207. Pat Hughes	5	0	0	0	21
150. Frank Pietrangelo	5	0	1	1	2	208. Dan LaCouture	5	0	0	0	2
151. Gary Rissling	5	0	1	1	4	209. Krzysztof Oliwa	5	0	0	0	16
152. Greg Brown	6	0	1	1	4	210. Sean Pronger	5	0	0	0	4
153. Barry Wilkins	6	0	1	1	4	211. Doug Brown	6	0	0	0	2
154. Marc Chorney	7	0	1	1	2	212. Les Binkley	7	0	0	0	0
155. Bob Paradise	7	0	1	1	17	213. Bob Blackburn	7	0	0	0	4
156. Bob McManama	8	0	1	1	6	214. Martin Sonnenberg	7	0	0	0	0
157. Dennis Owchar	8	0	1	1	6	<b>215. MILAN KRAFT</b>	<b>8</b>	<b>0</b>	<b>0</b>	<b>0</b>	<b>2</b>
158. Dave Hannan	8	0	1	1	4	216. Jim McKenzie	8	0	0	0	4
159. Paul Baxter	10	0	1	1	42	217. Alek Stojanov	9	0	0	0	19
160. Tracy Pratt	10	0	1	1	51	218. Rod Buskas	10	0	0	0	23
161. Alex Hicks	11	0	1	1	4	219. Dennis Herron	10	0	0	0	5
<b>162. MARC BERGEVIN</b>	<b>12</b>	<b>0</b>	<b>1</b>	<b>1</b>	<b>2</b>	220. Greg Millen	10	0	0	0	0
163. Dmitri Mironov	15	0	1	1	10	221. Peter Popovic	10	0	0	0	10
164. Randy Hillier	17	0	1	1	73	222. Mike Hudson	11	0	0	0	6
165. Neil Wilkinson	20	0	1	1	18	223. Ron Tugnutt	11	0	0	0	2
166. Ken Wregget	26	0	1	1	9	224. Lew Morrison	13	0	0	0	0
167. Hans Jonsson	27	0	1	1	14	225. Jay Cauffield	14	0	0	0	30
<b>168. J-SEBASTIEN AUBIN</b>	<b>1</b>	<b>0</b>	<b>0</b>	<b>0</b>	<b>0</b>	226. Bryan Watson	14	0	0	0	38
169. Drake Berehowsky	1	0	0	0	0	227. Johan Hedberg	18	0	0	0	0
170. Larry DePalma	1	0	0	0	0	BENCH					34
171. Steve Dykstra	1	0	0	0	2	<b>TOTALS</b>	<b>208</b>	<b>644</b>	<b>1083</b>	<b>1727</b>	<b>3963</b>
172. Maxim Galanov	1	0	0	0	0						
173. Tuomas Gronman	1	0	0	0	0						
174. Greg Hawgood	1	0	0	0	0						



# TEAM RECORDS - SERIES

## MOST GOALS - BOTH TEAMS

2-Game Series	15	1975	Pgh 9 - StL 6
3-Game Series	23	1977	Tor 13 - Pgh 10
4-Game Series	30	1989	Pgh 19 - NYR 11
5-Game Series	41	1981	Pgh 21 - StL 20
6-Game Series	45	1991	Pgh 27 - Bos 18
7-Game Series	55	1989	Phi 31 - Pgh 24
	55	1995	Pgh 29 - Wsh 26

## MOST GOALS - PITTSBURGH

2-Game Series	9	1975	vs. St. Louis
3-Game Series	10	1977	vs. Toronto
4-Game Series	19	1989	vs. NY Rangers
	19	1992	vs. Boston
5-Game Series	23	1993	vs. New Jersey
6-Game Series	28	1991	vs. Minnesota
7-Game Series	29	1995	vs. Washington

## MOST GOALS - OPPONENTS

2-Game Series	6	1975	by St. Louis
3-Game Series	13	1977	by Toronto
4-Game Series	16	1979	by Boston
5-Game Series	22	1982	by NY Islanders
6-Game Series	20	1994	by Washington
7-Game Series	31	1989	by Philadelphia

## FEWEST GOALS - BOTH TEAMS

2-Game Series	15	1975	Pgh 9 - StL 6
3-Game Series	11	1976	Tor 8 - Pgh 3
4-Game Series	19	1970	Pgh 13 - Oak 6
5-Game Series	24	2001	NJ 17 - Pgh 7
6-Game Series	24	2001	Pgh 14 - Wsh 10
7-Game Series	34	2001	Pgh 17 - Buf 17

## FEWEST GOALS - PITTSBURGH

2-Game Series	9	1975	vs. St. Louis
3-Game Series	3	1976	vs. Toronto
4-Game Series	7	1979	vs. Boston
5-Game Series	7	2001	vs. New Jersey
6-Game Series	10	1970	vs. St. Louis
7-Game Series	15	1996	vs. Florida

## FEWEST GOALS - OPPONENTS

2-Game Series	6	1975	by St. Louis
3-Game Series	8	1976	by Toronto
4-Game Series	6	1970	by Oakland
5-Game Series	8	2000	by Washington
6-Game Series	10	2001	by Washington
7-Game Series	17	2001	by Buffalo

## MOST POWER PLAY GOALS

Pittsburgh	11	1992	vs. Washington
Opponents	9	1989	by Philadelphia
Both Teams	19	1989	Pgh 10 - Phi 9

## MOST POWER PLAY CHANCES

Pittsburgh	42	1989	vs. Philadelphia
	42	1995	vs. Washington
Opponents	44	1995	by Washington
Both Teams	86	1995	Wsh 44 - Pgh 42

## MOST PENALTIES

Pittsburgh	85	1989	vs. Philadelphia
Opponents	95	1989	by Philadelphia
Both Teams	180	1989	Phi 95 - Pgh 85

## FEWEST PENALTIES

Pittsburgh	9	1975	vs. St. Louis
Opponents	15	1975	by St. Louis
	15	2001	by New Jersey
Both	24	1975	StL 15 - Pgh 9

## MOST PENALTY MINUTES

Pittsburgh	242	1989	vs. Philadelphia
Opponents	270	1989	by Philadelphia
Both Teams	512	1989	Phi 270 - Pgh 242

## FEWEST PENALTY MINUTES

Pittsburgh	18	1975	vs. St. Louis
Opponents	30	2001	by New Jersey
Both Teams	61	1976	Tor 36 - Pgh 25

# TEAM RECORDS - GAME



## LARGEST MARGIN OF VICTORY

Home	7	4/20/93, 7-0 vs. New Jersey
Road	8	5/25/91, 8-0 at Minnesota

## LARGEST MARGIN OF DEFEAT

Home	5	4/13/80, 8-3 vs. Boston
	5	4/25/92, 7-2 vs. Washington
	5	5/19/01, 5-0 vs. New Jersey
Road	7	4/7/82, 8-1 at NY Islanders

## MOST GOALS

Both Teams, Home	17	4/25/89, 10-7 win vs. Philadelphia
Both Teams, Road	12	5/12/93, 7-5 loss at NY Islanders
Pittsburgh, Home	10	4/25/89, 10-7 win vs. Philadelphia
Pittsburgh, Road	8	5/25/91, 8-0 win vs. Minnesota
Opponent, Home	8	4/13/80, 8-3 loss vs. Boston
Opponent, Road	8	4/7/82, 8-1 loss at NY Islanders

## MOST POWER PLAY GOALS

For	4	4/29/92 vs. Washington
Against	3	Seven Times, Last - 4/18/01 vs. Washington
Both Teams	5	4/18/01, Pgh 2 - Wsh 3
	5	4/29/92, Pgh 4 - Wsh 1
	5	4/23/92, Pgh 3 - Wsh 2
	5	4/19/91, Pgh 2 - Wsh 3

## MOST POWER PLAY CHANCES

For	12	4/23/92 vs. Washington
Against	11	4/23/92 vs. Washington
Both Teams	23	Pgh 12 - Wsh 11

## MOST SHORT-HANDED GOALS

For	2	4/23/97 vs. Philadelphia
Against	2	Five Times, Last - 4/26/97 at Philadelphia

## MOST SHOTS

Pittsburgh, Regulation	49	4/26/70 vs. St. Louis
Pittsburgh, Overtime	65	4/24/96 at Washington
Opponent, Regulation	61	5/4/96 at Florida
Opponent, Overtime	72	5/4/00 vs. Philadelphia

## MOST SAVES

Pittsburgh, Regulation	56	5/24/96 at Florida
Pittsburgh, Overtime	70	5/4/00 vs. Philadelphia
Opponent, Regulation	49	4/26/70 by St. Louis
Opponent, Overtime	61	4/24/96 by Washington

## FEWEST SHOTS

Pittsburgh	13	5/4/99 at New Jersey
Opponent	16	4/23/70 by St. Louis

## FEWEST SAVES

Pittsburgh	14	4/23/70 vs. St. Louis
Opponent	9	5/4/95 at New Jersey

## MOST PENALTIES

Both Teams, Home	48	4/6/89, Pgh 25 - NYR 23
Both Teams, Road	37	4/29/00, Pgh 15 - Phi 22
Pittsburgh	25	4/6/89 vs. NY Rangers
Opponent	23	4/6/89 by NY Rangers

## FEWEST PENALTIES

Both Teams, Home	5	5/17/01 Pgh 3 - NJ 3
Both Teams, Road	3	5/1/92 Pgh 2 - Wsh 1
Pittsburgh	2	5/17/01 vs. New Jersey
	2	5/1/92 at Washington
	2	5/5/92 at NY Rangers
Opponents	1	5/22/01 by New Jersey
	1	5/4/99 by New Jersey
	1	5/1/92 by Washington

## MOST PENALTY MINUTES

Both Teams, Home	125	4/25/89 Phi 79 - Pgh 46
Both Teams, Road	154	4/29/00 Phi 104 - Pgh 50
Pittsburgh	83	4/19/70 at St. Louis
Opponent	104	4/29/00 at Philadelphia

## FEWEST PENALTY MINUTES

Both Teams, Home	10	5/17/01, Pgh 6 - NJ 4
Both Teams, Road	6	5/1/92, Pgh 4 Wsh 2
Pittsburgh	4	5/17/01 vs. New Jersey
	4	5/1/92 at Washington
	4	5/5/92 at NY Rangers
Opponent	2	5/22/01 by New Jersey
	2	5/4/99 at New Jersey



# TEAM RECORDS - PERIOD

## MOST GOALS

Both Teams, 7 4/6/89 Pgh 5 - NYR 2  
Home

7 4/25/89 Pgh 6 - Phi 1

Both Teams, 8 5/8/93 Pgh 4 - NYI 4  
Road

Pittsburgh, 6 4/25/89 vs. Philadelphia  
Home

Pittsburgh, 4 4/9/81 at St. Louis  
Road 4 5/8/93 at NY Rangers  
4 5/16/95 at Washington

Opponent, 5 4/13/80 by Boston  
Home

Opponent, 4 4/8/82 by NY Islanders  
Road

4 5/8/93 by NY Islanders

## MOST SHOTS

Pittsburgh, 21 4/15/75 vs. NY Islanders  
Home

Pittsburgh, 20 5/7/96 at NY Rangers  
Road

Opponent, 28 4/21/97 vs. Philadelphia  
Home

Opponent, 23 5/24/96 at Florida  
Road

## MOST SAVES

Pittsburgh 27 4/21/97 vs. Philadelphia  
Opponent 21 4/15/75 by NY Islanders

## FEWEST SHOTS

Pittsburgh 1 4/21/01 vs. Washington  
1 4/19/94 vs. Washington

Opponent 2 5/8/01 by Buffalo  
2 5/19/92 by Boston

## FEWEST SAVES

Pittsburgh 1 5/19/92 vs. Boston

Opponent 1 4/21/01 by Washington  
1 4/19/94 by Washington

## MOST PENALTIES

Both Teams, 24 4/6/89 vs. NY Rangers  
Home

Both Teams, 24 4/29/00 at Philadelphia  
Road

Pittsburgh 15 4/29/00 at Philadelphia  
Opponent 22 4/29/00 at Philadelphia

## MOST PENALTY MINUTES

Both Teams, 84 4/25/89 Phi 51 - Pgh 33  
Home

Both Teams, 128 4/29/00 Phi 92 - Pgh 36  
Road

Pittsburgh, 35 5/17/91 vs. Minnesota  
Home

Pittsburgh, 40 4/19/70 at St. Louis  
Road

Opponent, 51 4/25/89 vs. Philadelphia  
Home

Opponent, 92 4/29/00 at Philadelphia  
Road

## FASTEST GOALS

### FASTEST GOALS BY ONE PENGUINS PLAYER

Two 0:11 4/17/96 vs. Washington Petr Nedved

### FASTEST GOALS BY THE PENGUINS

Two 0:07 4/13/80 vs. Boston Ron Stackhouse and Rick Kehoe  
Three 1:29 5/10/83 vs. NY Islanders Mario Lemieux, Rick Tocchet and Larry Murphy  
Four 4:52 4/5/89 vs. Philadelphia Mario Lemieux (3) and Bob Errey

### FASTEST GOALS BY OPPONENTS

Two 0:25 4/24/75 at NY Islanders Ed Westfall and Gary Howatt (both ENG)

### FASTEST GOALS AT START OF GAME

by Penguins 0:15 4/8/81 at St. Louis Greg Malone  
by Opponent 0:14 4/26/97 at Philadelphia Eric Lindros

### FASTEST GOALS AT THE START OF A PERIOD OTHER THAN FIRST

by Pittsburgh 0:24 4/15/75 vs. NY Islanders Jean Pronovost  
by Opponent 0:06\* 4/25/89 vs. Philadelphia Pelle Eklund

# INDIVIDUAL RECORDS



## CAREER

Games Played	140	Jaromir Jagr
Goals	76	Mario Lemieux
Assists	96	Mario Lemieux
Points	172	Mario Lemieux
Penalty Minutes	170	Kevin Stevens
Power Play Goals	29	Mario Lemieux
Games Played, Goalie	101	Tom Barrasso
Wins	56	Tom Barrasso
Goals Against Average	1.77	Ron Tugnutt
Minutes Played	5,920	Tom Barrasso

## SEASON

Goals	17	1991	Kevin Stevens
Assists	28	1991	Mario Lemieux
Points	44	1991	Mario Lemieux
Penalty Minutes	66	1989	Phil Bourque
Power Play Goals	8	1992	Mario Lemieux
Game Winning Goals	5	1992	Mario Lemieux
Shots	93	1991	Mario Lemieux
Goals, Defenseman	5	1991	Larry Murphy
Assists, Defenseman	18	1991	Larry Murphy
Points, Defenseman	23	1991	Larry Murphy
Saves	578	1991	Tom Barrasso
Longest Goal Streak	7	4/26/96 to 5/11/96 (10)	Mario Lemieux
		5/3/91 to 5/17/91 (8)	
Longest Assist Streak	10	4/19/91 to 5/11/91 (16)	Mario Lemieux
Longest Point Streak	15	4/13/91 to 5/17/91 (11+18=29)	Mario Lemieux

## SERIES

Goals	9	1989 vs. Philadelphia	Mario Lemieux
Assists	11	1995 vs. Washington	Ron Francis
Points	17	1992 vs. Washington	Mario Lemieux
Penalty Minutes	43	1989 vs. NY Rangers 1970 vs. St. Louis	Randy Hillier Tracy Pratt

## GAME

Goals	5	4/25/89 vs. Philadelphia	Mario Lemieux
Assists	4	Seven Times - Last Time 4/22/96 at Washington	Mario Lemieux
Points	8	4/25/89 vs. Philadelphia (5+3)*	Mario Lemieux
Shots	12	4/24/96 at Washington 4/29/92 vs. Washington	Jaromir Jagr Kevin Stevens
Penalties	8	4/13/80 at Boston	Kim Clackson
Penalty Minutes	32	4/19/70 at St. Louis	Tracy Pratt
Saves	70	5/4/00 vs. Philadelphia	Ron Tugnutt

## PERIOD

Goals	4	4/25/89 vs. Philadelphia*	Mario Lemieux
Assists	3	5/8/95 vs. Washington 4/19/91 vs. Washington 4/25/89 vs. Philadelphia	Ran Francis Paul Coffey Mario Lemieux
Points	4	4/23/92 vs. Washington (2+2)* 4/25/89 vs. Philadelphia (4+0)*	Mario Lemieux Mario Lemieux
Shots	7	4/11/91 vs. New Jersey	Larry Murphy
Penalties	6	4/13/80 at Boston	Kim Clackson
Penalty Minutes	26	4/13/80 at Boston	Kim Clackson
Saves	27	4/21/97 vs. Philadelphia	Ken Wregget

\* = NHL Record



# OVERTIME GAMES

<u>DATE</u>	<u>PLAYER</u>	<u>TIME</u>	<u>OPPONENT</u>	<u>GAME #</u>	<u>SCORE</u>
5/10/01	Darius Kasparaitis	13:01	at Buffalo	Game #7	3-2
5/8/01	Martin Straka	11:29	vs. Buffalo	Game #6	3-2
5/5/01	Stu Barnes	8:34	at Buffalo	Game #5	2-3
4/23/01	Martin Straka	13:04	vs. Washington	Game #6	4-3
4/18/01	Jeff Halpern	4:01	vs. Washington	Game #4	3-4
5/4/00	Keith Primeau	92:01	vs. Philadelphia	Game #4	1-2
5/2/00	Andy Delmore	11:01	vs. Philadelphia	Game #3	3-4
4/15/00	Jaromir Jagr	5:49	vs. Washington	Game #2	2-1
5/17/99	Garry Valk	1:58	vs. Toronto	Game #6	3-4
5/13/99	Sergei Berezin	2:18	vs. Toronto	Game #4	2-3
5/2/99	Jaromir Jagr	8:59	vs. New Jersey	Game #6	3-2
4/23/98	Benoit Brunet	18:43	vs. Montreal	Game #1	2-3
4/24/96	Petr Nedved	79:15	at Washington	Game #4	3-2
5/26/95	Neil Broten	18:36	at New Jersey	Game #4	1-2
5/14/95	Luc Robitaille	4:30	vs. Washington	Game #5	6-5
5/14/93	David Volek	5:16	vs. NY Islanders	Game #7	3-4
5/17/92	Jaromir Jagr	9:44	at Boston	Game #1	4-3
5/9/92	Ron Francis	2:47	vs. NY Rangers	Game #4	5-4
5/7/92	Kris King	1:29	vs. NY Rangers	Game #3	5-6
5/3/91	Vladimir Ruzicka	8:14	at Boston	Game #2	4-5
4/19/91	Kevin Stevens	8:10	vs. Washington	Game #2	7-6
4/5/91	Jaromir Jagr	8:5	vs. New Jersey	Game #2	5-4
4/21/89	Phil Bourque	12:08	at Philadelphia	Game #3	4-3
4/13/82	John Tonelli	6:10	at NY Islanders	Game #5	3-4
4/10/82	Rick Kehoe	4:14	vs. NY Islanders	Game #3	2-1
4/14/81	Mike Crombeen	25:16	at St. Louis	Game #5	3-4
4/14/79	Geroge Ferguson	0:47	at Buffalo	Game #3	4-3
4/9/72	Pit Martin	0:12	vs. Chicago	Game #4	5-6
4/12/70	Michel Briere	8:28	at Oakland	Game #4	3-2

## OPPONENT PLAYOFF SCORING LEADERS

<u>PLAYER</u>	<u>TEAM(S)</u>	<u>GP</u>	<u>G</u>	<u>A</u>	<u>PTS</u>	<u>PIM</u>
Peter Bondra	Washington	39	19	12	31	8
Michal Pivonka	Washington	31	8	18	26	60
Calle Johansson	Washington	35	8	18	26	14
Dale Hunter	Washington	27	7	17	24	87
Joe Juneau	Washington	18	5	17	22	14
Ray Bourque	Boston	14	4	14	18	29
Mike Ridley	Washington	18	3	15	18	4
Dimitri Khristich	Washington	25	6	10	16	25
Tim Kerr	Phil./NY Rangers	11	1	15	16	2
Brian Leetch	NY Rangers	15	4	12	16	6

## OPPONENT PLAYOFF GOALTENDING LEADERS

<u>PLAYER</u>	<u>TEAM(S)</u>	<u>GP</u>	<u>MP</u>	<u>GA</u>	<u>SO</u>	<u>GAA</u>	<u>W-L</u>
Glenn Resch	NY Islanders	4	240	4	1	1.00	4-0
Jacques Plante	St. Louis	3	180	4	1	1.33	2-1
Brian Boucher	Philadelphia	6	463	14	0	1.80	4-2
Wayne Thomas	Toronto	5	300	9	1	1.80	3-2
Martin Brodeur	New Jersey	17	1042	33	2	1.90	11-6
Curtis Joseph	Toronto	6	363	13	0	2.15	4-2
Gerry Cheevers	Boston	9	540	20	0	2.22	7-2
Dominik Hasek	Chicago/Buffalo	7	453	17	0	2.25	3-4
Olaf Kolzig	Washington	18	1044	42	1	2.41	6-11
Gary Smith	Oakland/Chicago	5	308	13	1	2.53	1-4

Minimum 180 Minutes Played



# SHUTOUTS



Goaltender	Date	Opponent	Score	Saves
<b>FOR PITTSBURGH</b>				
Michel Plasse	4/8/76	vs. Toronto	2-0	21
Frank Pietrangolo	4/15/91	vs. New Jersey	4-0	27
Tom Barrasso	4/25/91	at Minnesota	8-0	39
Tom Barrasso	5/30/92	at Chicago	1-0	27
Tom Barrasso	4/20/93	vs. New Jersey	7-0	36
Tom Barrasso	5/4/93	vs. NY Islanders	3-0	26
Ken Wregget	5/18/95	vs. Washington	3-0	33
Tom Barrasso	5/28/96	vs. Florida	3-0	28
Tom Barrasso	5/7/99	at Toronto	2-0	20
Ron Tugnutt	4/13/00	at Washington	7-0	32
Ron Tugnutt	4/27/00	at Philadelphia	2-0	28
Johan Hedberg	4/16/01	vs. Washington	3-0	34
Johan Hedberg	4/26/01	at Buffalo	3-0	25
<b>FOR OPPONENTS</b>				
Jacques Plante	4/28/70	at St. Louis	5-0	21
Gary Smith	4/8/72	vs. Chicago	2-0	31
Glenn Resch	4/26/75	vs. NY Islanders	1-0	30
Wayne Thomas	4/9/76	at Toronto	4-0	26
Don Beaupre	4/21/94	at Washington	2-0	27
Andy Moog	5/3/98	at Montreal	3-0	21
Olaf Kolzig	4/12/01	at Washington	1-0	16
Martin Brodeur	5/17/01	vs. New Jersey	3-0	20
Martin Brodeur	5/19/01	vs. New Jersey	5-0	21

## HAT TRICKS

Player	Date	Opponent	Goaltender(s)
<b>FOR PITTSBURGH</b>			
Ken Schinkel	4/11/70	at Oakland	Gary Smith
Mario Lemieux#	4/25/89	vs. Philadelphia	Ron Hextall
Mario Lemieux	4/23/92	vs. Washington	Don Beaupre
Ron Francis	5/9/92	vs. NY Rangers	Mike Richter/John Vanbiesbrouck (2)
Kevin Stevens*	5/21/92	at Boston	Andy Moog
Mario Lemieux	5/11/96	vs. NY Rangers	Mike Richter
Jaromir Jagr	5/11/96	vs. NY Rangers	Mike Richter
Martin Straka	4/25/99	at New Jersey	Martin Brodeur
<b>FOR OPPONENTS</b>			
Dino Ciccarelli	4/25/92	vs. Washington	Tom Barrasso/Ken Wregget (2)
Dirk Graham	5/30/92	at Chicago	Tom Barrasso
Andy Delmore	5/7/00	at Philadelphia	Ron Tugnutt (2)/Peter Skudra
* = Four Goals	# = Five Goals, NHL Record		

## PENALTY SHOTS

Player	Date	Opponent	Goaltender	Result
<b>FOR PITTSBURGH</b>				
Jaromir Jagr	5/11/92	vs. NY Rangers	John Vanbiesbrouck	GOAL
Shawn McEachern	5/13/92	vs. NY Rangers	John Vanbiesbrouck	No Goal
Aleksey Morozov	4/23/98	vs. Montreal	Andy Moog	No Goal
Martin Straka	5/2/01	vs. Buffalo	Dominik Hasek	No Goal
<b>FOR OPPONENTS</b>				
Michal Pivonka	5/10/95	at Washington	Tom Barrasso	No Goal
Joe Juneau	4/24/96	at Washington	Ken Wregget	No Goal



# 2003 POST-SEASON

## 2003 NHL PLAYOFF SCORING LEADERS

PLAYER	TEAM	GP	G	A	PTS	PIM	±/±
Jamie Langenbrunner	New Jersey	24	11	7	18	16	11
Scott Niedermayer	New Jersey	24	2	16	18	16	11
Marian Gaborik	Minnesota	18	9	8	17	6	2
John Madden	New Jersey	24	6	10	16	2	10
Marian Hossa	Ottawa	18	5	11	16	6	-1
Mike Modano	Dallas	12	5	10	15	4	2
Jeff Friesen	New Jersey	24	10	4	14	6	10
Markus Naslund	Vancouver	14	5	9	14	18	-6
Sergei Zubov	Dallas	12	4	10	14	4	2

Seven Players Tied With 13

## 2003 NHL PLAYOFF CATEGORY LEADERS

### GOALS

Jamie Langenbrunner	New Jersey	11
Jeff Friesen	New Jersey	10
Marian Gaborik	Minnesota	9
Martin St. Louis	Tampa Bay	7
Mark Recchi	Philadelphia	7
Ed Jovanovski	Vancouver	7
Wes Walz	Minnesota	7
Andrew Brunette	Minnesota	7
Steve Rucchin	Anaheim	7

Six Players Tied At 6

### ASSISTS

Scott Niedermayer	New Jersey	16
Sergei Zholtok	Minnesota	11
Marian Hossa	Ottawa	11
Mike Modano	Dallas	10
Sergei Zubov	Dallas	10
John Madden	New Jersey	10
Markus Naslund	Vancouver	9
Adam Oates	Anaheim	9
Petr Sykora	Anaheim	9
Mike Leclerc	Anaheim	9
Brian Rafalski	New Jersey	9
Scott Gomez	New Jersey	9

### POWER PLAY GOALS

Doug Weight	St. Louis	5
Ed Jovanovski	Vancouver	4
Andrew Brunette	Minnesota	4
Daniel Alfredsson	Ottawa	4
Marian Gaborik	Minnesota	4
Filip Kuba	Minnesota	3
Marian Hossa	Ottawa	3
Adam Oates	Anaheim	3

### GAME-WINNING GOALS

Jamie Langenbrunner	New Jersey	4
Jeff Friesen	New Jersey	4
Martin St. Louis	Tampa Bay	3
Steve Thomas	Anaheim	3

10 Players Tied At 2

## 2003 NHL PLAYOFF GOALTENDING LEADERS

PLAYER	TEAM	GP	MP	GA	GAA	SO
Jean-Sebastien Giguere	Anaheim	21	1407	38	1.62	5
Martin Brodeur	New Jersey	24	1491	41	1.65	7
Patrick Lalime	Ottawa	18	1122	34	1.82	1
Marty Turco	Dallas	12	798	25	1.88	0
Manny Fernandez	Minnesota	9	552	18	1.96	0

# MEDIA INFORMATION





# BROADCASTERS



## MIKE LANGE

One of the most talented and unique broadcasters in professional sports, Mike Lange of Fox Sports Net enters his 29th season of Penguins play-by-play.

Known for his unique and colorful style, including trademark phrases such as "Buy Sam A Drink And Get His Dog One, Too," Lange was awarded the Foster Hewitt award by the Hockey Hall of Fame in 2001.

Lange's relationship with the Penguins began in 1974-75, when he broke into the NHL as a radio play-by-play man. He left for one season but returned in 1976-77 and has been a fixture on the Penguins' scene ever since.

Lange did radio exclusively until 1979, when games were simulcast on radio and TV. Now he is the primary TV play-by-play broadcaster for the Penguins, but he also calls about 15 games a season on 3-W-S and the Penguins Radio Network.

A native of Sacramento, California, Lange earned a degree in broadcasting from Sacramento State University before starting his career as the voice of the Phoenix Roadrunners (WHL) in 1970. He also served as the play-by-play voice of the San Diego Gulls (WHL) in 1973-74 before joining the Penguins.

In addition to his tenure with the Penguins, Lange handled play-by-play duties for the Pittsburgh Pirates in 1986-87. A well-known member of the Pittsburgh community, Lange makes numerous personal appearances throughout the year and is actively involved in charity work.



## BOB ERREY

Bob Errey, who skated on a line with Mario Lemieux during his Pittsburgh career, begins his first season as Mike Lange's partner for Penguins' television broadcasts. Previously he worked as the color commentator for Penguins' radio broadcasts alongside Paul Steigerwald for four seasons.

Errey was the Penguins' first-round draft pick in 1983 and played 11 seasons in Pittsburgh, recording 132 goals, 272 points and 651 penalty minutes in 572 games.

A speedy two-way winger and excellent penalty killer, Errey was a key member of both Stanley Cup championship teams in 1991 and 1992.

Errey also played for Buffalo, San Jose, Detroit, Dallas and the New York Rangers in a 15-year NHL career. In 895 games, he registered 170 goals, 382 points and 1,005 penalty minutes.



## PAUL STEIGERWALD

Pittsburgh native Paul Steigerwald enters his fifth season as the radio voice of the Penguins after serving 14 seasons as color commentator on Penguins TV and radio broadcasts. "Staggy," a tireless worker and interviewer, is well-known by coaches and players across the NHL.

Steigerwald developed his interest in hockey as a youngster in the South Hills - in part because his neighbor, former Penguins GM Jack Riley, gave local kids tickets to attend Penguins games.

He attended Kent State University, where he worked as one of the hockey club's broadcasters, and began his professional broadcasting career with the Johnstown Red Wings of the EHL in 1979.

Steigerwald joined the Penguins organization in 1980 as director of marketing and also served as intermission host for radio and television broadcasts. In 1985, he joined the broadcast team as a color commentator. He left the Penguins front office in 1988 for a position in the sports department of KDKA-TV but still maintained his color commentator duties. Steigerwald now works for the Penguins on a full-time basis as director of broadcasting.

In addition to his broadcasting work, Steigerwald donates time to various local charities throughout the year and serves as emcee of numerous Penguins events. He is married to Nancy and has two sons, Blake and Dylan.



## PHIL BOURQUE

Two-time Stanley Cup champion Phil Bourque joins the Penguins broadcast team full-time this season, serving as color commentator alongside Paul Steigerwald.

A gritty winger/defenseman, Bourque was signed by Pittsburgh as a free agent in 1982, and went on to record 164 points (75+89) in 344 regular season games with the Penguins between 1983 and 1992. For his career he totaled 199 points (88+111) in 477 games with the Penguins, Rangers and Senators.

Since retiring from professional hockey in 2000, Bourque has co-hosted Penguins pre- and post-game shows on the Penguins radio network and worked as a contributor for Fox Sports Pittsburgh's coverage of Penguins hockey.



**TOM McMILLAN**

McMillan, 47, enters his eighth season with the Penguins following a 17-year career in the Pittsburgh sports media as a writer, columnist, editor and broadcaster. He covered the Penguins for the Pittsburgh Post-Gazette from 1987-1992 and served as editor of Penguins Report from 1992-1996. He also was a talk show host on WTAE Radio and KDKA Radio, and appeared on "Hockey Hotline."

McMillan authored a history of the team, "The Penguins, Cellar To Summit" in 1994 and edited two books about Mario Lemieux.

Tom, his wife Cassie and son Jim reside in Shaler. A Civil War buff, he is a member of the board of directors of The Friends of the National Parks at Gettysburg.



**KEITH WEHNER**

Wehner, 26, enters his seventh season with the Penguins and first as director of media relations. He worked three seasons as manager of media relations and three years prior as an assistant in the hockey operations and media relations departments.

Wehner oversees the day-to-day relations between the players and coaches and the local and national media. He is the main media contact on road trips and helps coordinate travel for the hockey department.

The Pittsburgh native graduated from the University of Pittsburgh with a B.A. in political science. He is single and resides in McCandless.



**TODD LEPOVSKY**

Lepovsky, 22, enters his first season with the Penguins, as manager of media relations. He worked as an intern in the Penguins' community relations and media relations departments.

Lepovsky's responsibilities include game notes, stats, credential requests and press releases.

The Pittsburgh native graduated from Westminster College with a B.A. in public relations. He is single and resides in Penn Hills.



# MEDIA INFORMATION

**DAILY PRACTICE SESSIONS:** Practice sessions are open to all members of the media. Please have your season pass readily available for practices at Mellon Arena. The Penguins hold practices at both Mellon Arena and Iceoplex at Southpointe. Penguins game-day morning skates are held at 10:30AM followed by the visiting team at 11:30AM at Mellon Arena. On the road, the Penguins normally hold a game-day morning skate at 11:30AM. A monthly practice schedule will be distributed to the media at the beginning of each month throughout the season via fax and email. Please check with the Penguins media relations department, as last minute changes will occur.

**INDIVIDUAL GAME PASSES:** Members of the media must contact Keith Wehner or Todd Lepovsky in the Penguins media relations department no later than 24 hours before the game. Passes will be issued to working media and photographers. Passes will be left at the press gate located at Gate # 3 of Mellon Arena two hours before game time. You can reach the gate from Washington Place, which runs in front of the arena where the marquis stands. Passes will be available there for one hour after the opening faceoff.

**SEASON PASSES FOR MEDIA:** Season passes are issued to members of the media covering the Penguins on a regular basis.

**PRESS BOX:** The press box is located on the west side of the building above section D-24. It is for game personnel and members of the media covering the game only. When necessary, overflow media will be assigned seats in the auxiliary seating area. Elevators to the press box are located directly across from the media entrance. Take the elevator to the 5<sup>th</sup> floor and exit either right or left, taking the stairs to the press level.

**PRESS LOUNGE:** The press lounge is located at Gate # 3, just beyond the press gate on the right. Members of the media and game night staff must show their passes at the door for admittance. The press lounge will open two hours prior to game time with dinner and beverages at a cost of \$5 per individual. The press lounge is equipped with four telephone lines and electrical outlets and is available during and after the game for filing purposes.

**LOCKER ROOM ACCESS:** The Penguins locker room will open to the media no later than 10 minutes after the conclusion of the game per League requirements. ONLY working members of the media with appropriate identification will be admitted. Please enter and exit the locker room through the door located in the hallway of Gate # 2.

**GAME BROADCAST INTERVIEWS:** All requests for pre-tape interviews and intermission interviews with players, coaches or management MUST be confirmed during the morning skate. THERE WILL BE NO EXCEPTIONS. Players or coaches must be confirmed for broadcast interviews before they leave the game-day morning skate or they are off limits for broadcast interviews. In the event the Club does not hold a morning skate, arrangements for interviews will be made accordingly.

**POST GAME PROCEDURES:** Penguins' head coach Eddie Olczyk will hold a press conference after each game. Post-game quote sheets for both head coaches will be available after the game in the press box, press lounge and locker rooms.

**GAME NOTES/STATS:** Game notes, league stats and lineup sheets are available in the press lounge and press box before each game. Additional information from the National Hockey League and Club press releases are also available throughout the season at these locations.

**GAME SUMMARIES:** Game summaries are available after each period in the press box. Final game summaries are distributed in the press box, press lounge and home and visitor locker rooms after the game.

# MEDIA INFORMATION



**PRESS BOX BULLETIN BOARDS:** Out of town scores, injury updates and any additional news will be posted throughout the game on the four bulletin boards in the press box. One board is located on the wall in between booths A and B – two boards are located on the wall in the middle of the press box behind press row – and one board is located on the wall between booths H and I.

**PATRICK AVAILABILITY:** Penguins General Manager Craig Patrick will be available before each game at approximately 7:00PM. All availability, with the exception of pre-arranged broadcast interviews, will take place at this time before game time.

**PHOTOGRAPHERS:** Photographers may shoot from designated areas assigned by the Penguins media relations staff. Photo location assignments will be posted in the press lounge prior to each game. Anyone shooting from unauthorized locations will be removed from the game. Individual game photo passes must be secured by calling the media relations office at least 24 hours in advance of each game.

**RADIO NETWORK:** 3WS will serve as the Penguins flagship radio station for the fourth straight season. Games will air on 3WS FM (94.5) and Fox Sports Radio AM (970).

## **DRIVING DIRECTIONS TO MELLON ARENA:**

**FROM ROUTE 279 NORTH (PITTSBURGH INTERNATIONAL AIRPORT):** Follow 279 North toward Pittsburgh...Go through the Fort Pitt Tunnel...Follow 376 East to the Grant Street Exit...Follow Grant Street to Sixth Street and turn right...Follow Sixth Street to the Arena

**FROM ROUTE 79 SOUTH (NORTH HILLS):** Follow 79 South toward Pittsburgh...Take Route 279 South EXIT (about one mile past Wexford Exit)...Follow 279 South over Veterans Bridge...Take Sixth Street Exit and bear left...At the light turn left onto Bigelow Boulevard.

**FROM PENNSYLVANIA TURNPIKE:** Traveling on the turnpike toward Pittsburgh, take the Pittsburgh/Monroeville Exit (Exit 6) onto Route 376 West...Get off 376 West at Exit 6, staying in the right lane...At stop sign, turn right onto Pride Street...Follow Pride across Fifth Avenue, at second light, turn left onto Centre Avenue.

**DRIVING DIRECTIONS TO ICEOPLEX AT SOUTHPOINTE:** Located off Route 79 South at Exit 48, Southpointe/Hendersonville. Stay in right hand lane after exit and bear right onto Southpointe Boulevard. Follow Southpointe Boulevard for approximately two miles. ICEOPLEX at Southpointe is located on the left.

## **GAME NIGHT STAFF:**

*Press box staff:* Michael Lang, Jared Gashel, Jim Cornish

*Dressing Rooms:* Frank Scullini, Tracey Luppe, Paul DeFazio, Danny Krohl

*Home Runway:* Don Wagner

## **IN MELLON ARENA:**

*Public Address Announcer:* John Barbero

## **REAL TIME SCORERS/OFF-ICE OFFICIALS:**

*Supervisor of Officials/Timekeeper:* Paul Schlosser

*Assistant Supervisor/Official Scorer:* Keith Schreiber

*Goal Judges:* Jim Duss, Joe Ferraro, Leo Rudzki

*Penalty Timekeeper:* Bob Maitland

*Real Time Supervisor/Action Scorer:* Phil Spano

*Penalty Scorer:* Eugene Susi

*Shot Scorer:* Jim Gricar

*Time On-Ice Scorers:* Dan Aubele, Todd Gally, Don Johnson, Chris Keller, Mike McGuire, Dan Wagner

*Commercial Coordinator:* Dave Reynolds

*Video Replay Goal Judges:* Dale Ruth, Jim Weaver



# HOW TO FIGURE

**Assist** - An assist is awarded to the player or players (maximum of two) who touched the puck prior to the goal, provided no defender plays or possesses the puck in between.

**Game Played** - A player receives credit for playing in a game if: i) he steps on the ice during time played or; ii) serves any penalty.

**Game-Winning Goal** - After the final score has been determined, the goal which leaves the winning Club one goal ahead of its opponent is the game-winning goal (example: if Team A beats Team B 8-3, the player scoring the fourth goal for Team A receives credit for the game-winning goal).

**Game-Tying Goal** - The final goal in a tie game.

**Goal** - A goal is awarded to the last player on the scoring Club to touch the puck prior to the puck entering the net.

**Goals-Against Average** - Multiply goals allowed (GA) by 60 and divide by minutes played (MINS).

**Goaltender** - A goaltender receives a win, tie or loss if he is on the ice when either the game-winning or game-tying goal is scored.

**Penalty-Killing Pct.** - Subtract total number of power-play goals allowed from total number of shorthanded situations to get total number of power-plays killed. Divide the total number of power-plays killed by the total number of shorthanded situations.

**Plus-Minus** - A player receives a "plus" if he is on the ice when his Club scores an even-strength or shorthand goal. He receives a "minus" if he is on the ice for an even-strength or shorthand goal scored by the opposing Club. The difference in these numbers is considered the player's plus-minus statistic.

**Power-Play Goal** - A goal scored by a Club while it has a manpower advantage due to an opponent's penalty. Following are some examples of what is and is not considered a power-play goal:

- if a Club has an advantage on a minor penalty starting at 2:02 of the period and it scores at 4:02, the goal is not a power-play goal.
- if a Club scores on a delayed penalty, the goal is not a power-play goal.
- if a Club has an advantage due to a five-minute major or match penalty, that Club is always credited with having one more advantage than the number of power-play goals it scores during that advantage, because the penalty does not expire. A new advantage begins after each power-play goal. For example, if Team A scores three goals during a major penalty, it is credited with four advantages.
- if a Club is on a power-play for any length of time, it is considered to have had an advantage.
- if a minor penalty is incurred by a Club on a power-play due to a major penalty, a new advantage is given to that Club when its minor penalty expires, provided the opponent's major penalty is still in effect.



# HOW TO FIGURE



**Power-Play Percentage** - Total number of power-play goals divided by total number of power-play opportunities.

**Save Percentage** - Subtract goals allowed (GA) from shots against (SA) to determine saves. Then divide saves by shots-against.

**Shooting Percentage** - Divide the number of goals scored by the number of shots taken.

**Shorthand Goal** - A goal scored by a Club while it is at a manpower disadvantage. The same cases apply for shorthand as for power-play goals, but in the opposite manner.

**Shot on Goal** - If a player shoots the puck with the intention of scoring and if that shot would have gone in the net had the goaltender not stopped it, the shot is recorded as a "shot on goal".

**Shutout** - If two goaltenders combine for a shutout, neither receives credit for the shutout. Instead it is recorded as a Club shutout.

**Tenths of a Second** - If a penalty or goal occurs in the last minute, the time is rounded off to the previous second (ex: if a penalty is called with 12.4 seconds left in a period, the time is indicated as 19:47 and not 19:48.)

**Tie-Breaking Formula** - At the conclusion of the regular season, the standing of the teams in each Conference shall be determined in accordance with the following priorities in the order listed:

- a) First place in each of the three (3) divisions seeded 1, 2, and 3.
- b) The higher number of points earned by the Club.
- c) The greater number of games won by the Club.
- d) The higher number of points earned in games against each other among two (2) or more Clubs having equal standing under priority (b) and (c) \*\*
- e) The greater differential between goals scored for and against by Clubs having equal standing under priority (d).

\*\* NOTE: For the purpose of determining standing under priority (d) for two or more tied Clubs that have not played an even number of games with one or more of the other tied Clubs, the first game played in the city that has the extra game (the "odd game") shall not be included. When more than two Clubs are tied, the percentage of available points earned in games among each other (and not including any "odd games") shall be used to determine standing.



# 2003-04 SCHEDULE

september	sun	mon	tue	wed	thu	fri	sat
					18 pre @ WBX-Barns WAS 7:00	19 pre @ Whiting nyi 7:30	20 pre NYI 7:30
21	22	23 pre @ Halifax bos 6:00	24	25	26 pre CLB 7:30	27 pre @ Portland, ME was 7:00	
28 pre clb 5:00	29	30					

october	sun	mon	tue	wed	thu	fri	sat
				1	2	3	4
5	6	7	8	9	10	11	
12	13	14	15	16	17	18	LA 7:30 phi 7:00
19	20	21	22	23 mon 7:30	24	25	DET 7:30
26	27	28	29 CAR 7:30	30	31 NJ 7:30		nyi 7:00
			NYI 7:30	chi 8:30			

november	sun	mon	tue	wed	thu	fri	sat
							1 BOS 1:00
2	3	4	5	6	7	8	
9	10	11 tor 7:30	12	13	14	15	fla 7:30 tb 7:30
16	17	18	19 nyr 7:00	20	21	22	buf 8:00 FLA 7:30
23	24	25	26 MIN 7:30	27	28 nj 7:30	29	OTT 7:30
30			PHI 7:30		NYR 7:30	car 7:00	

december	sun	mon	tue	wed	thu	fri	sat
		1	2	3	4	5	6
7	8 ATL 7:30	9	10 phi 7:00	11	12	13	edm 10:00
14	15 cgy 8:00	16 van 10:00	17	18	19	20	atl 7:30 CRJ 7:30
21	22	23 BUF 7:30	24	25 car 7:00	26	27	ATL 7:30
28	29 mon 7:30	30	31				ott 7:30 NJ 7:30
		CHI 7:30	NYI 2:00				

january	sun	mon	tue	wed	thu	fri	sat
					1	2	3
4	5	6	7	8	9	10	nas 3:00 NYR 1:00
11	12 TOR 7:30	13	14 nj 7:30	15	16	17	MON 1:00
18	19 phi 7:30	20	21 TB 7:30	22	23	24	min 8:00
25	26 was 3:00	27	28 NJ 7:30	29	30 ott 7:30	31	COL 7:30
			TB 7:30	tb 7:00			PHI 1:00

february	sun	mon	tue	wed	thu	fri	sat
1	2	3	4	5	6	7	
8	9	10 bos 1:00	11 MON 7:30	12	13	14	
15	16	17 BOS 7:30	18	19 fla 7:30	20	21	stl 8:00
22	23	24 TOR 7:30	25 nyi 7:00	26	27 FLA 7:30	28	
29			phx 9:00				sj 10:30
			nyi 4:00				

march	sun	mon	tue	wed	thu	fri	sat
		1	2	3	4	5	6
7	8	9 NYI 7:30	10	11 NAS 7:30	12	13	ANA 7:30
14	15	16 DAL 7:30	17	18 tor 7:30	19	20	
21	22	23 PHI 3:00	24 WAS 7:30	25 nj 7:30	26	27	CAR 7:30
28	29	30	31				buf 8:00 BUF 7:30
			was 7:00				

april	sun	mon	tue	wed	thu	fri	sat
					1	2	3
4	5	6	7	8	9	10	
							atl 7:30

Home Road

Game Times and Dates  
Subject to Change