



2013.14 PITTSBURGH PENGUINS
MEDIA GUIDE

A GREAT DAY FOR HOCKEY.



Playlist updated.
Top-rated specialist located.
No sweat.



Get real **Provider Ratings** from real Highmark members, before you decide where to get care. Explore this and other powerful new tools built to save you time and money.

HighmarkHealthTools.com



Highmark Blue Cross Blue Shield is an independent licensee of the Blue Cross and Blue Shield Association. Subject to the terms of your benefit plan.

TABLE OF CONTENTS



COVER PHOTOS:

Gregory Shamus/Pittsburgh Penguins
Joe Sargent/Pittsburgh Penguins

SEATING CHART	6
CONSOL ENERGY CENTER	7
CONSOL ENERGY CENTER	8
LE MAGNIFIQUE	9
TEAM INFORMATION	11
Mario Lemieux	12
Ron Burkle	12
David Morehouse	13
Travis Williams	13
Ray Shero	14
Jason Botterill	14
Dan Bylsma	15
Tony Granato	16
Todd Reirden	16
Jacques Martin	17
Mike Bales	17
Tom Fitzgerald	18
Dan MacKinnon	18
Jay Heinbuck	19
Randy Sexton	19
Derek Clancey	20
Bill Guerin	20
Mike Buckley	20
John Hynes	21
Alain Nasreddine	21
EQUIPMENT STAFF	22
MEDICAL/TRAINING STAFF	22
HOCKEY SUPPORT STAFF	22

SCOUTING STAFF	23
STAFF DIRECTORY	24
WILKES-BARRE/SCRANTON	25
WHEELING	26
PLAYERS	27
CRAIG ADAMS • 27	34
BEAU BENNETT • 19	36
ROBERT BORTUZZO • 41	38
SIDNEY CROSBY • 87	40
SIMON DESPRES • 47	42
PASCAL DUPUIS • 9	44
MATT D'AGOSTINI • 22	46
DERYK ENGELLAND • 5	48
MARC-ANDRE FLEURY • 29	50
TANNER GLASS • 15	52
DUSTIN JEFFREY • 17	54
JUSSI JOKINEN • 36	56
CHRIS KUNITZ • 14	58
KRIS LETANG • 58	60
STEVE MACINTYRE • 33	62
EVGENI MALKIN • 71	64
PAUL MARTIN • 7	66
JAMES NEAL • 18	68
MATT NISKANEN • 2	70
BROOKS ORPIK • 44	72
ROB SCUDERI • 4	74
BRANDON SUTTER • 16	76

JOE VITALE • 46	78
TOMAS VOKOUN • 92	80
HARRY ZOLNIERCZYK • 39	82
CHRIS CONNER	84
NICK D'AGOSTINO	85
NICK DRAZENOVIC	86
BRIAN DUMOULIN	87
ANDREW EBBETT	88
BOBBY FARNHAM	89
BRIAN GIBBONS	90
SCOTT HARRINGTON	91
ERIC HARTZELL	92
TOM KUHNHACKL	93
OLLI MAATTA	94
REID MCNEILL	95
JAYSON MEGNA	96
BRENDAN MIKKELSON	97
ADAM PAYERL	98
DERRICK POULIOT	99
HARRISON RUOPP	100
PHILIP SAMUELSSON	101
ZACH SILL	102
PAUL THOMPSON	103
DOMINIK UHER	104
JEFF ZATKOFF	105
ANTON ZLOBIN	106
IN THE SYSTEM	107

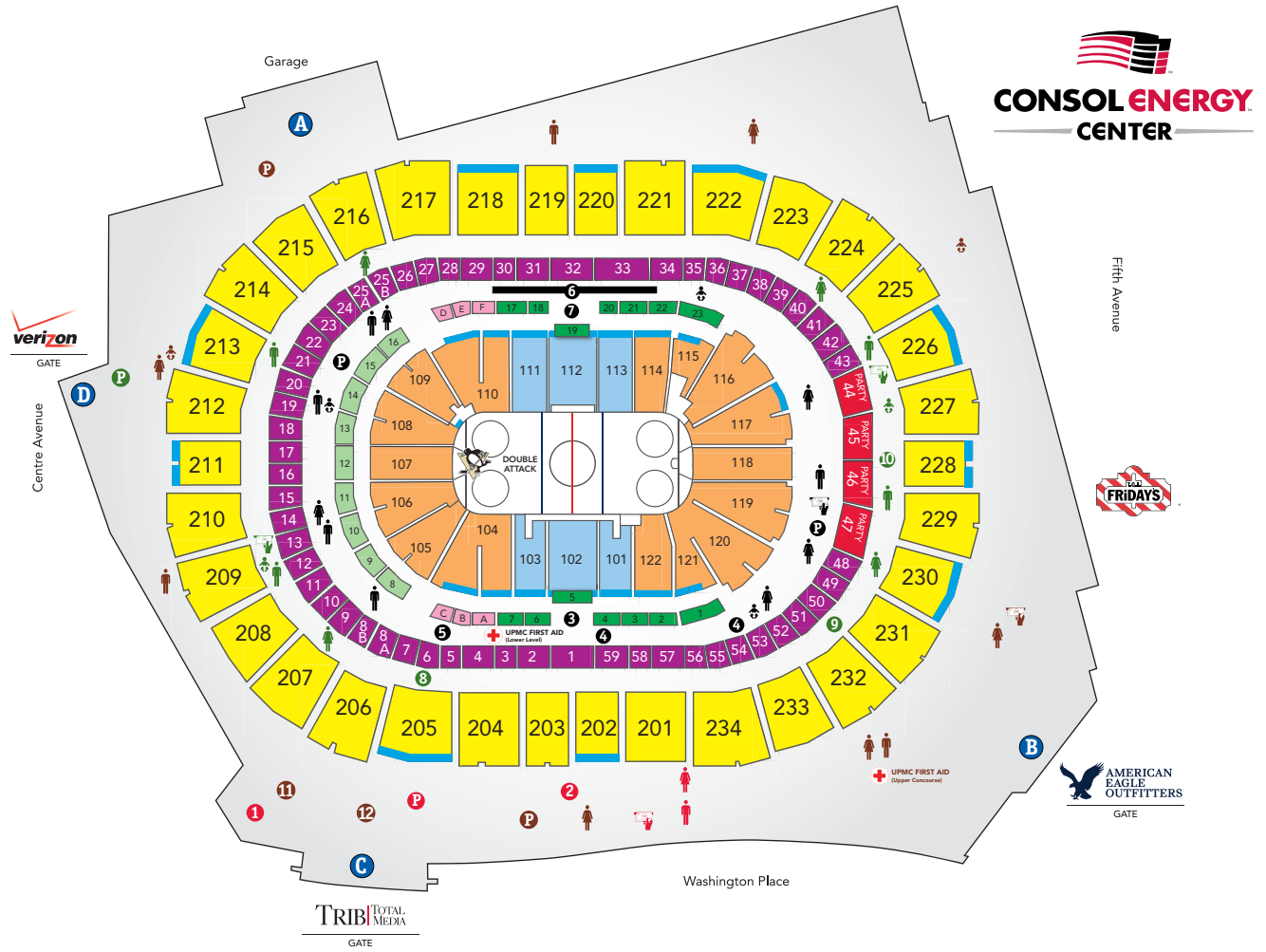


OPPONENTS	113	ANAHEIM DUCKS 114	ALL-TIME TEAM BUILDERS 176	Wins 220
BOSTON BRUINS 116	BOSTON BRUINS 116	BUFFALO SABRES 118	HONORABLE MENTIONS 177	TEAM RECORDS 221
CALGARY FLAMES 120	CALGARY FLAMES 120	CAROLINA HURRICANES 122	Randy Carlyle • 25 177	Season 221
CHICAGO BLACKHAWKS 124	CHICAGO BLACKHAWKS 124	CHICAGO BLACKHAWKS 124	Rick Tocchet • 22 177	Games 223
COLORADO AVALANCHE 126	COLORADO AVALANCHE 126	COLUMBUS BLUE JACKETS 128	Martin Straka • 82 177	Period 225
DALLAS STARS 130	DALLAS STARS 130	DETROIT RED WINGS 132	Ron Stackhouse • 3 177	PLAYER RECORDS 226
EDMONTON OILERS 134	EDMONTON OILERS 134	EDMONTON OILERS 134	Lowell MacDonald • 18 177	Season 226
FLORIDA PANTHERS 136	FLORIDA PANTHERS 136	FLORIDA PANTHERS 136	OPENERS 178	Month 227
LOS ANGELES KINGS 138	LOS ANGELES KINGS 138	LOS ANGELES KINGS 138	Home (23-13-9) 178	Game 227
MINNESOTA WILD 140	MINNESOTA WILD 140	MINNESOTA WILD 140	Road (20-17-8) 178	Period 227
MONTREAL CANADIENS 142	MONTREAL CANADIENS 142	MONTREAL CANADIENS 142	Home (23-13-9) 179	Goaltenders 228
NASHVILLE PREDATORS 144	NASHVILLE PREDATORS 144	NASHVILLE PREDATORS 144	Road (20-17-8) 179	STREAKS 230
NEW JERSEY DEVILS 146	NEW JERSEY DEVILS 146	NEW JERSEY DEVILS 146	SEASON RECORDS 180	Overall 230
NEW YORK ISLANDERS 148	NEW YORK ISLANDERS 148	NEW YORK ISLANDERS 148	Overall 180	Home 230
NEW YORK RANGERS 150	NEW YORK RANGERS 150	NEW YORK RANGERS 150	Home 181	Road 230
OTTAWA SENATORS 152	OTTAWA SENATORS 152	OTTAWA SENATORS 152	Road 182	MONTH BY MONTH 232
PHILADELPHIA FLYERS 154	PHILADELPHIA FLYERS 154	PHILADELPHIA FLYERS 154	Road 183	OVERTIME 234
PHOENIX COYOTES 156	PHOENIX COYOTES 156	PHOENIX COYOTES 156	FORMER PENGUINS 184	All-Time Overtime Record 234
SAN JOSE SHARKS 158	SAN JOSE SHARKS 158	SAN JOSE SHARKS 158	FORWARDS/DEFENSEMEN 184	All-Time Overtime vs. Each Team 235
ST. LOUIS BLUES 160	ST. LOUIS BLUES 160	ST. LOUIS BLUES 160	GOALTENDERS 197	Wins 235
TAMPA BAY LIGHTNING 162	TAMPA BAY LIGHTNING 162	TAMPA BAY LIGHTNING 162	GOALTENDERS 200	Losses 237
TORONTO MAPLE LEAFS 164	TORONTO MAPLE LEAFS 164	TORONTO MAPLE LEAFS 164	All-Time Statistics 200	Overtime Scoring 240
VANCOUVER CANUCKS 166	VANCOUVER CANUCKS 166	VANCOUVER CANUCKS 166	TEAM OPERATIONS 202	SHOOTOUT 241
WASHINGTON CAPITALS 168	WASHINGTON CAPITALS 168	WASHINGTON CAPITALS 168	General Managers 202	All-Time Record 241
WINNIPEG JETS 170	WINNIPEG JETS 170	WINNIPEG JETS 170	Head Coaches 202	All-Time vs. Each Team 241
HISTORY	173	TRIB TOTAL MEDIA ALL-TIME TEAM . . . 174	COACHES YEARLY 203	All-Time Results 241
Mario Lemieux • 66 174	Mario Lemieux • 66 174	Mario Lemieux • 66 174	CAPTAINS, PRESIDENTS, SCOUTS . . . 209	All-Time Record 243
Ron Francis • 10 174	Ron Francis • 10 174	Ron Francis • 10 174	ALL TIME LEADERS 210	Penguins Shooters/GOALIES 244
Jaromir Jagr • 68 174	Jaromir Jagr • 68 174	Jaromir Jagr • 68 174	Games Played 210	Penguins Goalies 244
Rick Kehoe • 17 174	Rick Kehoe • 17 174	Rick Kehoe • 17 174	Goals 210	HAT TRICKS 245
Kevin Stevens • 25 174	Kevin Stevens • 25 174	Kevin Stevens • 25 174	Assists 210	Hat Tricks Against 248
Jean Pronovost • 19 175	Jean Pronovost • 19 175	Jean Pronovost • 19 175	Points 211	SPECIAL TEAMS 251
Paul Coffey • 77 175	Paul Coffey • 77 175	Paul Coffey • 77 175	Power-Play Goals 211	Power Play 251
Larry Murphy • 55 175	Larry Murphy • 55 175	Larry Murphy • 55 175	Game-Winning Goals 211	Penalty Kill 251
Ulf Samuelsson • 5 175	Ulf Samuelsson • 5 175	Ulf Samuelsson • 5 175	Shorthanded Goals 212	Power Play 252
Tom Barrasso • 35 175	Tom Barrasso • 35 175	Tom Barrasso • 35 175	Shots 212	Penalty Kill 252
Syl Apps • 26 175	Syl Apps • 26 175	Syl Apps • 26 175	Shooting Percentage 212	PENALTY SHOTS 253
Joe Mullen • 7 176	Joe Mullen • 7 176	Joe Mullen • 7 176	Overtime Goals 212	Opponent Penalty Shots 254
Dave Burrows • 4 176	Dave Burrows • 4 176	Dave Burrows • 4 176	Consecutive Games Played 212	SHUTOUTS 256
Mark Recchi • 8/18 176	Mark Recchi • 8/18 176	Mark Recchi • 8/18 176	Power-Play Points/Assists (Season) . . . 213	Shutouts Against 258
Les Binkley • 30 176	Les Binkley • 30 176	Les Binkley • 30 176	Games by a Goaltender 213	FASTEST GOALS 262
Pierre Larouche • 10 176	Pierre Larouche • 10 176	Pierre Larouche • 10 176	Victories 213	Teams 262
			Shutouts 213	Individuals 263
			SEASON LEADERS 214	DRAFT PICKS ALL-TIME 264
			Goals 214	CIVIC/MELLON ARENA RECORDS 272
			Assists 214	Team Records 272
			Goals 215	Individual Records 272
			Assists 215	HISTORIC DATES 273
			Points 216	UNIFORM HISTORY 280
			GW Goals 216	UNIFORM NUMBERS 283
			PP Goals 217	HONORS/AWARDS 286
			SH Goals 217	ALL-STAR GAME 288
			Penalty Mins 218	
			Shots 218	
			Plus/Minus 219	
			G.A.A. 219	
			Shutouts 220	



ATTENDANCE	291	2007-08	376
Regular Season	291	2008-09	378
Regular Season	292	2009-10	380
Playoffs	293	2010-11	382
TRAINING CAMP	294	2011-12	384
TEAM AWARDS	295	2012-13	386
1967-68	298	PLAYOFF HISTORY	389
1968-69	300	THREE TIME STANLEY	
1969-70	302	CUP CHAMPIONS	390
1970-71	304	All-Time Against Opponents	395
1971-72	306	Coaches' Playoff Records	395
1972-73	308	Records By Game	395
1973-74	310	Records By Series	395
1974-75	312	Miscellaneous Playoff Records	395
1975-76	314	All-Time Playoff Records	396
1976-77	316	All-Time Goaltenders' Playoff Records	396
1977-78	318	PLAYER RECORDS	397
1978-79	320	Career	397
1979-80	322	Period	397
1980-81	324	Series	397
1981-82	326	Year	397
1982-83	328	Game	397
1983-84	330	Streaks	397
1984-85	332	OVERTIME GAMES	398
1985-86	334	PLAYOFF SCORING	400
1986-87	336	TEAM SCORING	403
1987-88	338	SERIES	403
1988-89	340	Game	404
1989-90	342	Period	405
1990-91	344	Fastest Goals	405
1991-92	346	TEAM LEADERS	406
1992-93	348	Hat Tricks	406
1993-94	350	Penalty Shots	406
1994-95	352	Shutouts	407
1995-96	354	OPPONENT PLAYOFF LEADERS	408
1996-97	356	Scoring Leaders	408
1997-98	358	Goaltending Leaders (min: 3 games) . .	408
1998-99	360	MEDIA INFORMATION	409
1999-00	362	ROOT SPORTS BROADCAST TEAM	412
2000-01	364	Paul Steigerwald	412
2001-02	366	Bob Errey	412
2002-03	368	PENGUINS RADIO NETWORK	412
2003-04	370	Mike Lange	412
2005-06	372	Phil Bourque	412
2006-07	374	2013-14 ON-ICE OFFICIALS	413
		2013.14 CRITICAL DATES	414
		2013.14 SCHEDULE	415

SEATING CHART



LEGEND

- CLUB LOGE BOXES
- PNC LEGENDS LEVEL SUITES
- UPPER LEVEL SEATING
- LOGE BOXES
- CLUB SUITES
- FEDEX LEVEL SEATING
- CANADIAN CLUB PARTY SUITES
- CLUB SEATING
- ACCESSIBLE SEATING

- A GARAGE ENTRY
- B AMERICAN EAGLE OUTFITTERS GATE
- C TRIB TOTAL MEDIA GATE
- D VERIZON GATE

- P P P P PENSGEAR STORES
- FIRST NIAGARA ATM
- MEN'S RESTROOMS
- WOMEN'S RESTROOMS
- FAMILY RESTROOMS

- TRIB TOTAL MEDIA GATE**
- 1 TRIB TOTAL MEDIA ALL-TIME TEAM ZONE AND INTERACTIVE STANLEY CUP DISPLAY
 - 2 DICK'S SPORTING GOODS BOX OFFICE AND WILL CALL

- FEDEX LEVEL**
- 3 FIRST NIAGARA CLUB
 - 4 BAYER MS SCIENCE & SPORTS EXHIBITS
 - 5 GUEST SERVICES
 - 6 HIGHMARK WALL OF CHAMPIONS AND HIGHMARK KIDS ZONE
 - 7 CAPTAIN MORGAN CLUB

- PNC LEGENDS LEVEL**
- 8 LEXUS CLUB
 - 9 CAL U CONFERENCE CENTER
 - 10 CANADIAN CLUB PARTY SUITES
 - PNC ATM
- UPPER CONCOURSE**
- 11 MILLER LITE BREWHOUSE
 - 12 SMOKEHOUSE/BURGATORY
 - + UPMC FIRST AID

CONSOL ENERGY CENTER



**CONSOL
ENERGY
CENTER**

CONSOL (kun-S AHL) Energy Center opened in August, 2010 as Pittsburgh's new multi-purpose entertainment venue — home of the NHL's Pittsburgh Penguins as well as other professional and collegiate sports, concerts, children's shows, skating shows and more.

It replaced the old Civic Arena/Mellon Arena, which had operated since 1961 and was home of the Penguins from their inception in 1967. It was the oldest arena in the National Hockey League.

"CONSOL Energy Center represents an exciting new era for the city, the region and the Pittsburgh Penguins, and in its first three seasons this new arena has been everything we hoped for — and more," said David Morehouse, CEO and President of the Penguins. "It has realized its promise very early by attracting national-level events to Pittsburgh that simply wouldn't have come to our old facility. We're proud that it has become such an important community asset."

Music legend Paul McCartney, who first played Pittsburgh with the Beatles in 1964 but hadn't performed in the city since 1990, christened the new arena with a grand opening concert on August 18, 2010.

In the past two years, CONSOL Energy Center has hosted the NCAA Men's Basketball Tournament Second and Third rounds (2012), the NHL Draft (2012) and the NCAA Frozen Four (2013).

The USA Gymnastics Championships will be a featured national attraction in the summer of 2014, while the NCAA Men's Basketball Second and Third Rounds will return in 2015.

The arena seats 18,387 for hockey, more than 19,000 for basketball and almost 20,000 for concerts. It is a green building and is the first NHL arena to attain LEED Gold certification.

CONSOL Energy Center hosts the annual "City Game" between NCAA basketball rivals Pitt and Duquesne as well as the annual "Three Rivers Classic" hockey tournament, featuring Robert Morris and Penn State. It also is home to the Pittsburgh Power of the Arena Football League.

A funding plan for the new arena project was completed in March, 2007, thanks to the combined efforts of Pennsylvania



Governor Ed Rendell, Allegheny County Executive Dan Onorato and Pittsburgh Mayor Luke Ravenstahl, among others.

CONSOL Energy Center was completed on time and under budget, thanks to architectural firms Populous and Astorino; the owner's representative, ICON; the construction company, PJ Dick/Hunt; and the excellent construction workers and skilled trade workers of Western Pennsylvania.

The Sports & Exhibition Authority owns the building on behalf of the city and county, and the Penguins have the lease. Under a new management agreement signed in August, 2012, the arena is now managed by AEG Facilities.

CONSOL ENERGY CENTER



CONSOL ENERGY CENTER - CIVIC/MELLON ARENA COMPARISON

	CONSOL Energy Center	Civic/Mellon Arena
Capacity	Hockey: 18,387	Hockey: 16,940
	Basketball: 19,300	Basketball: 17,537
	End Stage: 14,836	End Stage: 12,800
	Center Stage: 20,058	Center Stage: 18,039
Square Footage	720,000	420,000
Suites	62 Suites + 4 Party Suites	52 Suites
Loge Boxes	32	0
Club Seats	2,000	1,696



A groundbreaking ceremony for the CONSOL Energy Center was held on August 14, 2008.

CONSOL ENERGY CENTER FAST FACTS

Groundbreaking	August 14, 2008
Opening	August 2, 2010
First Game	Oct. 7, 2010 vs. Philadelphia
Location	Downtown Pittsburgh, PA, bounded by 5th Ave, Centre Ave. & Washington Place
Owner	Sports & Exhibition Authority of Pittsburgh and Allegheny County
Financial Assistance	Commonwealth of Pennsylvania
Developer	Pittsburgh Arena Development, LP
Operator	Pittsburgh Arena Operating LP/AEG
Primary Tenants	Pittsburgh Penguins
Functions	NHL hockey, basketball, arena football, circus, indoor soccer, concerts, tennis, volleyball, stage shows, exhibitions
Site Acreage	Approximately 8 acres
Number of Levels	6

LE MAGNIFIQUE

Le Magnifique THE STATUE



Penguins Hall of Fame owner Mario Lemieux addressed the crowd during the 'Le Magnifique' statue dedication on March 7, 2012.

The singular image of Mario Lemieux's greatness as a hockey player is Lemieux bursting through two defensemen en route to the goal – brilliant, determined, unstoppable. As captured in this unique sculpture, the image also is a metaphor for everything Lemieux has accomplished in his life and career, overcoming obstacles, turning back challenges, facing seemingly insurmountable odds yet somehow succeeding through talent, dedication and sheer will. After beating cancer, Lemieux turned his focus to raising money for cancer research and neo-natal research, and his efforts through the Mario Lemieux Foundation have had a far-ranging impact on our community, especially our children. Having bought the Pittsburgh Penguins out of bankruptcy, he also led the effort to turn them into a model franchise – worthy of championships but also of the No. 1 ranking in Fan Relations in all of professional sports. His relentless quest for a new arena for Pittsburgh resulted in the spectacular CONSOL Energy Center, the region's new multi-purpose entertainment center and soon to be a magnet for 21st century development.

Quick Facts THE STATUE

- The statue is made of bronze.
- It is 10.25' high x 13' long x 10' wide.
- It weighs 4,700 pounds.
- It took 15 months to design and construct.
- Each figure was sculpted separately and then assembled.
- It was transported across the country from California to Pittsburgh in February on a large drop bed truck. The trip took six days.



WITHOUT COAL AND NATURAL GAS,
THE GAME WOULD LACK ELECTRICITY.

consolenergy.com

Proud to power the Pens and the nation.

 **CONSOL ENERGY**
AMERICA'S ENERGY STARTS HERE.

TEAM INFORMATION



MARIO LEMIEUX

CO-OWNER/CHAIRMAN

Mario Lemieux, one of the most respected figures in National Hockey League history, is in his 15th season as co-owner and chairman of the board of the Pittsburgh Penguins.

Under the leadership of Lemieux and co-owner Ron Burkle, the Penguins have become one of the premier franchises in the NHL and in all of sports, leading the way in fan relations, youth marketing, community outreach and innovative technology while consistently putting a winning product on the ice – including seven straight playoff appearances, three conference finals appearances in the past six years and a Stanley Cup championship in 2009.

The Penguins entered the 2013-14 season having sold out 286 straight games while setting new standards for local television ratings, merchandise sales, website traffic and social media.

Lemieux and Burkle were driving forces in the quest for a new multi-purpose arena for Pittsburgh and were proud to open CONSOL Energy Center in August, 2010. The facility is rated one of the top facilities in North America and hosted such national events as the 2012 NCAA Men's Basketball Tournament Second and Third Rounds, the 2012 NHL Draft and the 2013 NCAA Frozen Four.

Known as "Le Magnifique," Lemieux was one of the greatest players in NHL history from 1984-97 and 2000-06, winning six league scoring titles, three MVP awards and two Conn Smythe Trophies in addition to two Stanley Cups.


A gifted 6-foot-4 centerman, he dominated play for parts of three decades despite a relentless series of medical setbacks, including multiple back surgeries and a battle with Hodgkin's disease. He retired in 2006 as the No. 7 all-time scorer in NHL history with 1,723 points. He also ranked eighth all-time in goals (690) and 10th in assists (1,033).

After retiring as a player in 1997, he put together an ownership group to buy the Penguins out of bankruptcy in September, 1999 and then returned to the ice on Dec. 27, 2000 – becoming the first player-owner of the modern era.

In addition to his legendary hockey accomplishments, he continues to oversee the Mario Lemieux Foundation for cancer research and neo-natal research and hosts its annual celebrity golf tournament, which has raised more than \$9 million for charity. More information is available at mariolemieux.org.

The Penguins ownership group, local labor organizations and members of the Pittsburgh business community honored Lemieux in 2012 with a statue to commemorate his career and contributions to the city and the region. Appropriately named "Le Magnifique," the statue, by nationally-acclaimed sculptor Bruce Wolfe, can be seen outside the Trib Total Media gate at CONSOL Energy Center.

Mario and his wife, Nathalie, and their four children live in Sewickley.



RON BURKLE

CO-OWNER

Ron Burkle, one of the preeminent investors in retail, manufacturing and distribution industries, is in his 15th season as co-owner of the Penguins.

He teamed with Mario Lemieux to buy the team out of bankruptcy in September, 1999, and together they have become one of the outstanding ownership tandems in professional sports.

Among Burkle's many significant contributions to the Penguins was his essential role in negotiations for a new arena. CONSOL Energy Center is considered one of the finest indoor facilities in North America and has attracted many national-level events to Pittsburgh.

Under the leadership of Lemieux and Burkle, the Penguins have sold out every game for six-plus seasons and consistently rank among the most fan-friendly and community-minded teams in the NHL and all of pro sports.

The Penguins reached back-to-back Stanley Cup Finals in 2008 and 2009 and won the Cup in '09. The team's solid foundation of ownership has enabled hockey management to spend to the salary cap, sign many of the team's young core players to long-term contracts and put a competitive team on the ice year after year – leading to seven straight playoff berths, and three appearances in the conference finals in the past six years.

Burkle founded the Yucaipa Companies in 1986 and has served as Chairman of the Board and controlling shareholder of numerous companies, including Alliance Entertainment, Golden State Foods, Dominick's, Fred Meyer, Ralphs and Food4Less.

Ron is Co-Chairman of the Burkle Center for International Relations at UCLA and is broadly involved in the community. He is a trustee of the Carter Center, the National Urban League, Frank Lloyd Wright Conservancy and AIDS Project Los Angeles (APLA). Ron was the Founder and Chairman of the Ralph's/Food4Less Foundation and the Fred Meyer Inc. Foundation. He was a member of the board of Occidental Petroleum Corporation (NYSE: OXY), KB Home (NYSE: KBH), Kaufman & Broad S.A. (Euronext: KOF), Yahoo! (Nasdaq: YHOO), the J. Paul Getty Trust, the Los Angeles County Museum of Art, The Music Center and the Museum of Contemporary Art, Los Angeles.

He has received numerous honors and awards, including the AFL-CIO's Murray Green Meany Kirkland Community Service Award, the Los Angeles County Federation Man of the Year, the Los Angeles County Boy Scouts Jimmy Stewart Person of the Year Award and the APLA Commitment to Life Award.



DAVID MOREHOUSE

CHIEF EXECUTIVE OFFICER & PRESIDENT

David Morehouse is Chief Executive Officer and President of the Penguins, overseeing every aspect of the team's operations.

Since Morehouse was named President in April, 2007, the Penguins have reshaped their image and strategic vision with an emphasis on branding, fan relations, youth marketing, community interaction, corporate outreach and innovative technology.

He was given the additional responsibilities of Chief Executive Officer in September, 2010. He reports directly to co-owners Mario Lemieux and Ron Burkle.

Under Morehouse's leadership, the Penguins quickly developed a new commitment to innovative fan outreach – including an annual event where players personally deliver season tickets to fans' homes and a special preseason game where all 18,000 tickets are distributed free to local youth.

An emphasis on branding and marketing, coupled with the team's success on the ice, enabled the Penguins to lead all U.S.-based NHL, NBA and MLB teams in local television ratings during the 2012-13 season. The Penguins' rating of 12.66 was the highest achieved by any U.S.-based NHL, NBA or MLB team on a regional sports network since 2002. Keeping with that trend, the Penguins led all U.S.-based NHL teams in website traffic and Twitter followers while continually setting new standards for merchandise sales.

Youth hockey participation also is on the rise – in part because of the organization's support for efforts such as Sidney Crosby's Little Penguins Learn to Play program, which distributes free head-to-toe hockey equipment, including skates, to 1,000 kids aged 5-7 each year.

The Penguins have sold out every game for six-plus seasons, a streak that had reached 286 games before the start of the 2013-14 season. They also have sold out all suites for five-plus seasons and actually increased capacity at CONSOL Energy Center by 300 seats (to 18,387) after the arena's inaugural season in 2010-11.

The Pittsburgh native joined the Penguins in 2004 as Senior Consultant on the new arena project following a career in national politics that included stints at the White House, Pentagon and on Capitol Hill as well as key roles in two Presidential campaigns.

Morehouse attended the Community College of Allegheny County and Duquesne University and received a master's degree in Public Administration from Harvard University's John F. Kennedy School of Government.

He and his wife, Vanessa, have four children and live in Sewickley Heights.



TRAVIS WILLIAMS

CHIEF OPERATING OFFICER

Travis Williams is in his third season as Chief Operating Officer of the Penguins, overseeing finance, legal affairs, technology, business development and arena operations while reporting directly to CEO/President David Morehouse.


Williams joined the Penguins in 2008 as Senior Vice President of Business Affairs/General Counsel and oversaw the construction and development of CONSOL Energy Center – bringing the project to completion on time and under budget.

He is the organization's liaison with building manager AEG Facilities and works closely with AEG on all arena-related events and initiatives. In recent years, CONSOL Energy Center has hosted such national events as the 2012 NCAA Men's Basketball Second and Third Rounds, the 2012 NHL Draft and the 2013 NCAA Frozen Four. Coming in 2014 will be the U.S. Gymnastics Championships.

Williams also is the Penguins' point man on the development of the former Civic Arena site and the construction of the UPMC Lemieux Sports Complex in Cranberry.

Previously, Williams had been a partner at Reed Smith LLP, where he specialized in mergers and acquisitions, investment management, commercial lending and general corporate matters. During his 12 years at Reed Smith, Williams also represented several sports franchises, regional sports networks and other sports-related businesses.

He graduated from Penn State University and received a Juris Doctorate from Duquesne University, summa cum laude. He lives in Nevillewood with his wife, Nichole, and six children.



RAY SHERO

EXECUTIVE VICE PRESIDENT & GENERAL MANAGER

Ray Shero has established himself as one of the premiere general managers in the National Hockey League during his tenure with the Penguins.

Shero, 51, was named the 2013 NHL General Manager of the Year after crafting a team that finished with the best record in the Eastern Conference. Prior to the annual trading deadline, Shero made four deals that landed former Dallas captain Brenden Morrow, physical defenseman Douglas Murray, versatile Jussi Jokinen and future Hall of Famer Jarome Iginla.

Shero, an active member with USA Hockey and a member of the USA Hockey National Team Advisory Group, will serve as associate general manager for Team USA at the 2014 Winter Olympics in Sochi, Russia.

Shero, who is in his eighth season as Pittsburgh's GM, has transformed a franchise that missed the playoffs from 2002-06 into a perennial championship contender, including two Stanley Cup Final appearances and a Cup title in 2009.

Shero, who was named general manager of the Penguins in May, 2006, arrived in Pittsburgh with a firm, forward-thinking managerial style that incorporates cutting-edge methods of technology, player relations, prospect development and salary cap management.

Shero's efforts have secured the Penguins' long-term stability and competitiveness with his maneuvering of the salary cap – the Penguins ranked No. 3 out of 122 pro sports franchises in spending efficiency according to *Bloomberg Business Week* – and multi-year signings of the team's core players: Sidney Crosby; Evgeni Malkin; Marc-Andre Fleury; Chris Kunitz; Kris Letang; Pascal Dupuis; and James Neal.

Shero's riskiest and boldest move paid off with hockey's highest prize. With the Penguins needing a jolt of life late in the 2008-09 season, he promoted Wilkes-Barre/Scranton head coach Dan Bylsma to Pittsburgh. Bylsma led a turnaround that resulted in a championship in '09. Bylsma also won the Jack Adams Award as the NHL's "Most Outstanding Coach" in '11.

Shero cut his administrative teeth during 14 seasons as an assistant general manager with the Nashville Predators (1998-06) and Ottawa Senators (1993-98).


Shero, a native of St. Paul, Minn., was raised in a hockey family filled with tradition. His father, Hall of Famer Fred Shero, played for the NY Rangers (1947-50) and coached the Philadelphia Flyers for seven seasons. Fred won back-to-back Stanley Cups as head coach of the Flyers in 1974 and '75 and also served as general manager of the Rangers for three years (1978-80), leading the club to the Stanley Cup Final in 1979. In July of 2013, the Hockey Hall of Fame announced Fred's induction.

Fred and Ray Shero are one of the few father-son tandems to have their names on the Cup.

Shero played college hockey at St. Lawrence University in Canton, N.Y. He twice led the team in scoring and was named team captain on two occasions. He graduated in 1984 as one of the top-10 scorers in school history.

Shero, who was drafted by the Los Angeles Kings in the 1982 NHL Draft, spent seven years as a player agent before making the transition to the front office.

Ray and his wife, Karen, and their two sons reside in Upper St. Clair.



JASON BOTTERILL

ASSISTANT GENERAL MANAGER

Jason Botterill is in his fifth full season as assistant general manager after being promoted to his current position in May, 2009, by GM Ray Shero.

As assistant GM, Botterill works closely with Shero on all hockey-related matters, including scouting, player development and contract negotiations. He also manages hockey operations and acts as GM for the club's top minor-league affiliate, Wilkes-Barre/Scranton of the American Hockey League.

Prior to his promotion, Botterill, 37, worked two seasons as director of hockey administration with the Penguins; his responsibilities included salary cap management, professional and amateur scouting and overseeing prospect development. His avant-garde approach and understanding of the salary cap has been a major asset for the Penguins.

Before joining the Pittsburgh organization, Botterill worked with NHL Central Registry and also scouted for the Dallas Stars.

Botterill was a first-round draft pick (20th overall) by Dallas in the 1994 NHL Draft and played 88 NHL games over six seasons with Dallas, Atlanta, Calgary and Buffalo. He also played 393 career games in the AHL and IHL, recording 127 goals and 257 points.

A native of Edmonton who grew up in Winnipeg, Botterill played four seasons at the University of Michigan and helped lead the Wolverines to the NCAA title in 1996. He also played for Team Canada at the World Junior Championships in 1994, '95 and '96 and won gold medals in all three tournaments.

Following his playing career, he returned to the University of Michigan to earn his MBA.

Jason and his wife, Andrea, and their daughter Alisa reside in Pittsburgh.



DAN BYLSMA

HEAD COACH



Dan Bylsma is already one of the most successful coaches in Penguins' history, leading the team to a Stanley Cup championship, winning the Jack Adams Award as the NHL's "Most Outstanding Coach," and an Atlantic Division title in just four-plus seasons behind the bench.

The Grand Haven, Mich. native will realize one of his life-long dreams by representing his country at the 2014 Winter Olympics Games in Sochi, Russia as head coach of Team USA.

Bylsma (pronounced BYLE-zmuh) has led the Penguins to three 100-point seasons and five consecutive playoff berths, while becoming the winningest playoff coach in team history with 36 postseason victories and seven playoff series victories.

Bylsma has the best regular-season winning percentage (.669) in team history with an all-time record of 201-93-25. His 201 wins are the second most in team history (Eddie Johnston, 232). He became the fastest coach in NHL history to reach 200 wins (316 games) in a 3-1 victory at Ottawa April 22, 2013.

Bylsma, who is signed through the 2015-16 season, led the Penguins to their first division title since 2008 and the No. 1 seed in the Eastern Conference with a 36-12 record in 2012-13, highlighted by a 15-game winning streak that tied the second-longest in NHL history (NY Islanders, 1981-82). The Penguins boasted the NHL's No. 1 ranked offense (averaging 3.38 goals per game) and had the second-deadliest power play (24.7-percent success rate). Bylsma finished 6th in coach of the year voting.

Bylsma, 42, finished the 2011-12 season with a 51-25-6 record for 108 points. The team's 51 wins and 108 points are the second-highest in franchise history. For his work, Bylsma was named co-recipient of the Dapper Dan Sportsman of the Year Award (Marc-Andre Fleury). He also became the fourth-fastest coach in NHL history to reach 150 wins (251 games) on Feb. 26, 2012 vs. Columbus.

Bylsma earned the 2011 Jack Adams Award after masterfully steering an injury-depleted Penguins team to a 49-25-8 record for 106 points (third-most wins and points in franchise history) and the same point total as Atlantic Division-winning Philadelphia despite suffering 350 man-games lost – including 119 games to the team's three best players: Sidney Crosby (41 games); Evgeni Malkin (39); and Jordan Staal (39).

In 2008-09, Bylsma penned one of the most remarkable starts to a head coaching career in NHL history. He began the season in his first head coaching job, with Wilkes-Barre/Scranton of the American Hockey League, and finished the year by raising the Stanley Cup.

Bylsma was promoted to Pittsburgh Feb. 15, 2009 to help save a team that was 10th overall in the Eastern Conference standings with diminishing hopes of earning a postseason berth. With an injection of attitude and aggressiveness, Bylsma inspired an 18-3-4 run in the final 25 games to climb from 10th to fourth place and home-ice advantage in the opening round.

Bylsma oversaw one of the most dramatic playoff runs in NHL history. The Penguins clinched all four series on the road, twice rallying from 2-0 series deficits (against Washington and Detroit). Pittsburgh beat the defending champion Red Wings four times in the last five games to claim the Cup, including a 2-1 Game 7 victory in Detroit.

Bylsma became the 14th rookie head coach, and just the fourth in the past 50 years, to capture the Stanley Cup. Of those 14, only Montreal's Al MacNeil took over mid-season (1970-71).

During his coaching career Bylsma has led the Penguins on a 15-game winning streak (tied for second best in NHL and club history), 12-game winning streak (tied for third best in club history), an 11-game winning streak (fourth longest in team history), a 12-game home winning streak (best in franchise history), a 10-game home winning streak (tied for third longest in franchise history), a 15-game unbeaten streak and a seven-game road winning streak (tying team record).

Bylsma played nine NHL seasons with Los Angeles and Anaheim from 1995-04. He appeared in 429 regular-season games, recording 19 goals and 62 points. He was a member of Anaheim's 2003 Western Conference championship team.

He began his coaching career as an assistant with the Cincinnati Mighty Ducks of the AHL in 2004-05. Bylsma was an assistant coach with the New York Islanders the following season.

Bylsma joined the Penguins organization as assistant coach with Wilkes-Barre/Scranton in 2006. Two seasons later he was promoted to WBS head coach in 2008-09. He led the team to a 35-16-1-2 record in 54 games before being promoted to Pittsburgh.

Bylsma played four seasons of college hockey at Bowling Green (Central Collegiate Hockey Association).

Dan and his wife, Mary Beth, have one son, Bryan, and reside in the North Hills.



TONY GRANATO

ASSISTANT COACH



Tony Granato is in his fifth season on the Penguins coaching staff.

Granato will also serve as assistant coach under head coach Dan Bylsma for Team USA at the 2014 Winter Olympic Games in Sochi, Russia.

Granato, among his responsibilities with the Penguins, works with the team's forwards and penalty killing units. He oversaw the NHL's No. 1-ranked penalty killing unit (86.1 percent) in 2010-11 - the best mark in team history. During the 2013 playoffs, the PK posted a franchise-best 92.3-percent success rate.

Prior to joining the Penguins, Granato spent six seasons with the Colorado Avalanche and served two stints as Avalanche head coach (2002-04 and 2008-09). Granato compiled a 104-78-17-16 record and led Colorado to a Northwest Division title in 2003.

Granato, 48, joined the Avalanche organization in June, 2002, as an assistant coach. He was elevated to head coach Dec. 18, 2002 and led the club to a 32-11-4-4 mark en route to its ninth consecutive division title. The following season Granato steered the club to a 40-22-13-7 finish and Western Conference semifinals appearance.

The Downers Grove, Illinois native served as an assistant coach for the Avalanche from 2005-08. He was promoted to a second tenure as head coach in 2008 and oversaw the development of a young Colorado team.

Granato played 13 NHL seasons with NY Rangers (1988-90), Los Angeles (90-96) and San Jose (96-01). In 1997, he played in the NHL All-Star Game and was the recipient of the Bill Masterton Memorial Trophy for overcoming a near career-ending brain injury.

In 773 career NHL games, the feisty forward posted 248 goals, 492 points and 1,425 penalty minutes. He tallied 16 goals, 43 points and 141 penalty minutes in 79 career playoff games, and helped lead Los Angeles to a Stanley Cup Final berth in 1993.

Granato played four seasons at the University of Wisconsin and was inducted into the Badgers' Hall of Fame in 2000. He also played for the U.S. National Team in 1987-88 and represented his country in the 1988 Olympic Games in Calgary.

Tony and his wife, Linda, are the parents of four children and reside in the South Hills.

TODD REIRDEN

ASSISTANT COACH



Todd Reirden is in his fourth season as an assistant coach with the Penguins.

The former NHL defenseman works closely with the team's defensemen and power play, among his responsibilities. Under his guidance, the Penguins' power play has ranked second (24.7-percent success rate, 2012-13) and tied for fifth (19.7, 2011-12) in the NHL.

Reirden has helped develop defenseman Kris Letang into a Norris Trophy contender as best defenseman in the NHL and oversaw a defensive corps that combined for 103 points (20G-83A) in 2012-13.

Reirden, 41, joined the Penguins organization August 18, 2008 as an assistant coach in Wilkes-Barre/Scranton of the American Hockey League. A few months later, he was promoted to head coach following Dan Bylsma's promotion to Pittsburgh. Reirden guided WBS to a 14-9-3 record in the final 26 games and into the second round of the AHL playoffs. Reirden then joined Pittsburgh's extended playoff coaching staff and helped the team win the Stanley Cup.

In his only full season as head coach in WBS in 2009-10, Reirden led a young and inexperienced team to an impressive 41-34-2-3 mark and a berth in the Calder Cup playoffs.

Prior to joining the Penguins organization, Reirden spent one season as an assistant coach with his alma mater – the Bowling Green Falcons (Central Collegiate Hockey Association). He was a teammate of Bylsma's during the 1990-91 and '91-92 seasons.

Reirden was selected by New Jersey in the 12th round (242nd overall) of the 1990 NHL Draft. He played 13 professional seasons, retiring in 2007 with Graz EC of the Austrian Hockey League. He appeared in 183 NHL games with Edmonton, St. Louis, Atlanta and Phoenix. He recorded 46 points (11G-35A) and 181 PIM in his NHL career.

Todd and his wife, Shelby, have one son, Travis, and reside in the North Hills.

JACQUES MARTIN

ASSISTANT COACH



Jacques Martin is in his first season on the Penguins coaching staff after being hired on August 9, 2013.

Martin, 61, has spent nearly 30 years coaching at the NHL level, serving as head coach with St. Louis (1986-88), Ottawa (1995-2004), Florida (2005-08) and Montreal (2009-12) and as an assistant coach with Chicago (1988-90) and Quebec/Colorado (1990-95).

Martin also served as associate coach for two Canadian Olympic teams in 2002 and 2006. He helped lead the 2002 squad to a gold medal in Salt Lake City.

Martin, a St-Pascal, Ontario native, was a Jack Adams Award recipient as NHL Coach of the Year with Ottawa in 1998-99, and was a finalist on three other occasions (1996-97; 2000-01; 2002-03).

Also as head coach of the Florida Panthers, Martin worked a dual role as general manager from 2006-08.

Martin's NHL head coaching resume includes 1,294 games, 613 wins and 12 playoff appearances in 17 seasons. He ranks 10th all-time in wins and seventh all-time in games coached in NHL history.

Martin and Penguins general manager Ray Shero worked together in Ottawa when Shero served as assistant general manager for the Senators.


Before becoming an NHL coach, Martin spent three seasons coaching in the Ontario Hockey League – two as an assistant with Peterborough (1983-85) and one as head coach with Guelph (1985-86). He led Guelph to the Memorial Cup championship during his lone season and earned OHL Coach of the Year.

Martin played college hockey at St. Lawrence University as a goaltender.

Jacques has two daughters.

MIKE BALES

GOALTENDING COACH



Mike Bales is in his first season as Pittsburgh's goaltending coach.

Bales, 42, was named the Penguins goaltending coach Aug. 19, 2013, after serving the previous two seasons as the club's goaltender development coach.

In his role as goaltender development coach, Bales worked with and assisted in the development of goalie prospects and players throughout the Penguins organization. Bales also assisted in the evaluation and scouting of amateur goaltenders.

Under Bales' tutelage during the 2012-13 season, goaltenders Jeff Zatkoff and Brad Thiessen of the Wilkes-Barre/Scranton Penguins combined to allow the fewest goals (178) in the American Hockey League (AHL). Zatkoff's 1.93 goals-against average was the lowest in the AHL.

Bales, who hails from Prince Albert, Saskatchewan, spent 18 seasons playing professionally from 1992-2010, including stints in the National Hockey League with Boston and Ottawa. Bales also saw action in the American Hockey League, the International Hockey League, Germany, Sweden and Northern Ireland.

Bales appeared in 23 NHL games between 1992-97 after being drafted by Boston in the fifth round (105th overall) of the 1990 NHL Draft.

Prior to turning pro, Bales played three collegiate seasons with Ohio State University of the Central Collegiate Hockey Association from 1989-92.

Mike and his wife, Melanie, have three children, William, Alexander and Alexa.

TOM FITZGERALD

ASSISTANT TO THE GENERAL MANAGER



Tom Fitzgerald is in his fifth season as assistant to the general manager after being promoted on July 3, 2009.

Prior to his promotion, Fitzgerald, 45, served two seasons as Pittsburgh's director of player development. He was also named interim assistant coach for the Penguins on Feb. 15, 2009 and helped the club win its third Stanley Cup championship four months later.

In his current role, Fitzgerald monitors Penguins' prospects playing in college, junior hockey, Europe and with the club's American Hockey League affiliate at Wilkes-Barre/Scranton. He advises GM Ray Shero on personnel decisions.

The Massachusetts native was a first-round draft pick of the New York Islanders in 1986 and played 17 NHL seasons with New York, Florida, Colorado, Nashville, Chicago, Toronto and Boston before retiring in 2006. He scored 329 points (139G-190A) and registered 776 penalty minutes in 1,097 career games. He reached the Stanley Cup Final with Florida in 1996.

Tom and his wife, Kerry, have four sons. His eldest son, Ryan, won the prestigious John Carlton Award as the most outstanding student-athlete in Eastern Massachusetts high school or junior hockey after scoring 17 goals and 36 points with the Valley Junior Warriors of the Eastern Junior Hockey League. Ryan was drafted by the Boston Bruins in the fourth round (120th overall) of the 2013 NHL Draft.

DAN MACKINNON

DIRECTOR OF PLAYER PERSONNEL



Dan MacKinnon is in his fifth season as director of player personnel.

MacKinnon, 39, oversees the Penguins' professional and amateur scouting operations in North America and Europe. He works closely with the Penguins' directors of professional and amateur scouting to ensure that the organization maintains its strategic and comprehensive focus in player scouting, evaluation and acquisition at all levels. MacKinnon also advises GM Ray Shero on all Penguins' professional and amateur transactions.

Prior to his current role, MacKinnon served two seasons as director of professional scouting for the Penguins. It is his eighth season with the organization as he spent 2006-07 as a professional scout.

MacKinnon previously worked six seasons with Shero in Nashville, four as a professional scout and two as scouting coordinator.

MacKinnon played junior and college hockey in Canada, graduating as an Academic All-Canadian from the University of Waterloo in 1998. He published his senior thesis on the development of International Hockey in Canada in the Sport History Review. He subsequently received a master's degree in Athletic Administration from Ohio University, while serving as the team's assistant hockey coach.

MacKinnon worked briefly for the American Hockey League Office and the Mississauga Ice Dogs of the Ontario Hockey League before joining the Predators in 2000.

Dan and his wife, Julie, have two children. They reside in Sylvania, Ohio.

JAY HEINBUCK

CO-DIRECTOR OF AMATEUR SCOUTING



Jay Heinbuck is in his eighth season with the Penguins as director of amateur scouting.

In his role, Heinbuck oversees amateur scouting in North America and Europe.

Prior to joining the Penguins, Heinbuck worked four years with the New York Islanders as their United States head amateur scout, working closely with head amateur scout Tony Feltrin on all scouting matters. Heinbuck oversaw amateur scouting efforts inside the United States and also scouted in Canada and Europe during his tenure with the Islanders.

Prior to joining the Islanders in 2002, Heinbuck spent 10 years as an assistant coach at St. Lawrence University. Heinbuck served as St. Lawrence's primary recruiter and helped the Saints to ECAC championships in 2000 and '01 and NCAA tournament appearances in 1999, '00 and '01.

Heinbuck, a native of Mitchell, Ontario, began his coaching career at his alma mater, Northeastern University, in 1990 after a prolific collegiate career. Heinbuck played four years at Northeastern (1982-86) and holds the record for most points (70) and assists (40) in a single season (1985-86). He was Northeastern's Most Valuable Player in 1986 and named to the Hockey East All-Star Team.

Heinbuck also received a Masters of Science in Sports Management from Northeastern in 1991.

Jay and his wife, Jodi, have two children and reside in Woodstock, Ontario.

RANDY SEXTON

CO-DIRECTOR OF AMATEUR SCOUTING



Randy Sexton is in his fourth season as Penguins assistant director of amateur scouting.

Sexton, a former general manager of the Florida Panthers and Ottawa Senators, works closely with director of amateur scouting Jay Heinbuck and his staff in overseeing amateur scouting in North America and Europe.

Sexton, 54, joined the Florida organization as assistant general manager in 2007 and was promoted to general manager on Oct. 2, 2009. As general manager of the Panthers, Sexton oversaw all contract negotiations, pro and amateur scouting, player development and all hockey administration matters.

Sexton spent four years (1992-96) with the Ottawa Senators organization serving as the club's president, chief executive officer and general manager, and was one of three founders of the Senators franchise – which entered the league in 1992.

Prior to joining the Panthers, Sexton spent three years as the executive director of Capital Sports Management Inc. (CSMI), a sister company to the Ottawa Senators Hockey Club. While with CSMI, Sexton provided strategic analysis and advice to the Senators organization.

Born in Brockville, Ontario, Sexton completed his post-secondary education at St. Lawrence University, playing for the varsity hockey team from 1978-82. He served as an assistant coach with St. Lawrence from 1983-85, while also handling scouting and recruiting responsibilities.

Sexton earned a Masters Degree in Business Administration from Clarkson University.

Randy and his wife, Joann, have three sons.

DEREK CLANCEY

DIRECTOR OF PROFESSIONAL SCOUTING

Derek Clancey is in his fourth season as director of professional scouting and seventh overall with the Penguins organization.

Clancey coordinates the team's pro scouting efforts in North America and Europe, and works closely with director of player personnel Dan MacKinnon and pro scouts Andre Savard and Don Waddell.

Clancey, 44, was originally hired as a pro scout with the Penguins in the summer of 2007.

Prior to joining the Penguins, Clancey worked extensively in the coaching ranks. He has an overall head coaching record of 260-184-52 with the Jackson Bandits (1999-2003), Reading Royals (2003-05) and Dayton Bombers (2006-07) of the ECHL.

Clancey also served as an assistant coach of the Manchester Monarchs (2005-06) of the American Hockey League, the top minor-league affiliate of the Los Angeles Kings.

Clancey played eight seasons of professional hockey with Winston-Salem, Toledo, Erie, Columbus and Chesapeake of the ECHL before joining the coaching ranks.



BILL GUERIN

PLAYER DEVELOPMENT COACH

Bill Guerin is in his third season as player development coach.

In his role, Guerin, 42, is responsible for working with young prospects throughout the Penguins organization – assisting in the development of players in the minor leagues as well as junior and college hockey.

Guerin played 18 NHL seasons for eight teams, recording 429 goals and 427 assists for 856 points and winning two Stanley Cups.

Guerin played 95 games for Pittsburgh over the final two seasons of his career before retiring in 2010 as a Penguin. His play and leadership were essential parts of the Penguins' 2009 Stanley Cup championship after he was acquired at the March, 2009 trade deadline.

Guerin also played for New Jersey, Edmonton, Boston, Dallas, St. Louis, San Jose and NY Islanders in a career that spanned from 1991-92 through 2009-10. He broke into the NHL with the Devils, the team that drafted him fifth overall in the 1989 NHL Draft, and won a Stanley Cup with New Jersey in 1995.

A native of Wilbraham, Mass., Guerin also represented the U.S. in the Olympics in 1988, '02 and '06 and played in two World Cups in 1996 and '04. He won a silver medal at the 2002 Olympics and gold in the 1996 World Cup. Guerin was elected into the United States Hockey Hall of Fame in 2013.

Bill and his wife, Kara, have four children.



MIKE BUCKLEY

GOALIE DEVELOPMENT COACH

Mike Buckley is in his first season as goaltender development coach.

In his role, Buckley, 36, is responsible for working with and assisting in the development of goalie prospects and players throughout the Penguins organization. Buckley also assists in the evaluation and scouting of amateur goaltenders.


Buckley spent the 2012-13 season as goaltending coach at the University of New Hampshire, where the Wildcats advanced to the second round of the NCAA Tournament. He also served as a goaltending coach with USA Hockey.

Prior to joining New Hampshire, the Haverhill, Massachusetts native worked five seasons as goaltending coach at his alma mater, the University of Massachusetts-Amherst from 2007-12. He also served as a goalie consultant for the Columbus Blue Jackets (2010-12) and Dynamo Minsk of the Kontinental Hockey League.

In addition to his work with teams, Buckley has also held the dual title of president/head instructor at Goaltending Development Services Inc. since 2004, where he trains NHL, American Hockey League and college goalies throughout the season and summer months. He's worked with NHL netminders Tuukka Rask, Jonathan Quick and former Penguins goalie Ty Conklin.

Following his four-year college career at UMass-Amherst, Buckley played five seasons of professional hockey from 2000-05 with Mississippi and Gwinnett of the ECHL.

Mike and his wife, Renee, have one child.



JOHN HYNES

WILKES-BARRE/SCRANTON HEAD COACH

John Hynes is in his fourth season as head coach of Wilkes-Barre/Scranton of the American Hockey League.

Over the past three seasons, Hynes has led WBS to a 144-76-4-8 overall record, three Calder Cup playoff berths, three 40-win seasons and the 2011 AHL regular-season championship while being named the 2011 AHL Coach of the Year.

Hynes, 38, recorded his 100th win on April 6 versus Hershey, doing so in just 152 games, becoming the fastest in Wilkes-Barre/Scranton history to accomplish this feat and second-fastest ever in the AHL.

Hynes led the Penguins to one of the most dramatic comebacks in AHL history during the 2013 playoffs. Trailing 3-0 in the series to the Providence Bruins, WBS ran off four-straight victories to win the series in seven games and advance to the East Final. The Penguins became just the third team in AHL history to overcome a 3-0 deficit and win a series. During the '12-13 regular season, Hynes' squad allowed the fewest goals (178) in the AHL - the second time the team has done so in his three years behind the bench.

Hynes enjoyed a remarkable first season as head coach in 2010-11. Despite playing with a depleted lineup due to call-ups to Pittsburgh, which suffered 350 man-games lost, Hynes coached WBS to an impressive 58-21-0-1 record, leading the franchise to its first-ever Macgregor Kilpatrick Trophy as AHL regular-season champions and also claiming the Frank Mathers Trophy as East Division regular-season champions. Wilkes-Barre/Scranton's 58 wins are the second most in AHL history. For his efforts, Hynes was named as a co-coach for the Western Conference All-Star Squad at the 2011 AHL All-Star Classic in Hershey, PA and won the Louis A.R. Pieri Award as the AHL's Outstanding Coach.

Hynes served as an assistant coach in WBS in 2009-10, his first year with the Penguins organization, working under current Pittsburgh assistant coach Todd Reirden and helping the team to the postseason.

Prior to joining WBS, Hynes spent six seasons as a head coach with USA Hockey's National Development Team Program, posting an overall record of 216-113-19-9. In 2007, he was a finalist for the U.S. Olympic Committee Development Coach of the Year.


Hynes has enjoyed great success on the international stage, leading the U.S. Under-18 National Team to three medals at the IIHF World Under-18 Championships - gold in 2006, silver in '04 and bronze in '08.

The native of Warwick, RI was head coach of the U.S. National Team at the 2008 World Junior Championships, and was an assistant coach on the '04 U.S. team that won a gold medal at the World Junior event.

Hynes began his coaching career as a graduate assistant to legendary Jack Parker at his alma mater, Boston University. He was also an assistant at UMass-Lowell and the University of Wisconsin before joining USA Hockey's development program.

Hynes played four seasons at Boston University and helped the Terriers win the 1995 NCAA national championship.

John and his wife, Sarah, have three daughters.



ALAIN NASREDDINE

WILKES-BARRE/SCRANTON ASSISTANT COACH

Alain Nasreddine is in his fourth season as assistant coach of the Wilkes-Barre/Scranton Penguins.

Nasreddine, who played 15 years of professional hockey as a defenseman, which includes five seasons with the Penguins organization, helped lead the team to a 58-21-0-1 record and the franchise's first-ever Macgregor Kilpatrick Trophy as AHL regular-season champions during his first season on the staff in 2010-11. That year he coached a defensive group that allowed the fewest goals (183) in the AHL.

Nasreddine's defensive corps once again allowed the fewest goals in the AHL (178) again in 2012-13 - the second time in three years that they have accomplished that feat.


Nasreddine, 38, played for the Penguins organization from 2003-04 through the 2007-08 season. During that time he suited up in 56 games for Pittsburgh, notching five points (1G-4A).

Nasreddine played in 249 contests for Wilkes-Barre/Scranton, totaling 55 points on 13 goals and 42 assists. He added seven points (3G-4A) in 57 postseason games, and helped the team earn two berths in the Calder Cup Final in 2003 and '07.

Nasreddine, who was originally drafted by Florida in the sixth round (135th overall) of the 1993 NHL Draft, played for four NHL teams in his career — Chicago, Montreal, NY Islanders and Pittsburgh — and posted five points (1G-4A) and 84 penalty minutes in 74 games.

The Montreal, Quebec native also saw action in 850 combined games with Carolina, Portland, Fredericton, Quebec, Hamilton and Bridgeport of the AHL and Indianapolis of the International Hockey League. He played his last two seasons with Nuremberg of the German Elite League.

Alain and his wife, Josiane, have three children.




EQUIPMENT STAFF




DANA HEINZE
Head Equipment
Manager



TEDDY RICHARDS
Assistant Equipment
Manager



DANNY KROLL
Assistant Equipment
Manager



JON TAGLIANETTI
Assistant Equipment
Manager

MEDICAL/TRAINING STAFF



CHRIS STEWART
Head Athletic Trainer




CURTIS BELL
Assistant Athletic Trainer



PATRICK STEIDLE
Assistant Athletic Trainer



MIKE KADAR
Strength and
Conditioning Coach



RICK JOREITZ
Physical Therapist



**DR. CHRISTOPHER
HARNER**
Head Team Physician



DR. TANYA HAGEN
Associate Team Physician



DR. DHARMESH VYAS
Associate Team Physician

HOCKEY SUPPORT STAFF



JIM BRITT
Manager of Team Services



ANDY SAUCIER
Video Coordinator



ERIK HEASLEY
Hockey Operations Assistant



JEN BULLANO
Sr. Director of Communications



JASON SEIDLING
Manager of Communications


SCOUTING STAFF



PATRIK ALLVIN
Head European Scout



SCOTT BELL
Amateur Scout



CHRIS DEPIERO
Amateur Scout



BRIAN FITZGERALD
Amateur Scout



LUC GAUTHIER
Amateur Scout



WAYNE MEIER
Amateur Scout



RON PYETTE
Amateur Scout




AL SANTILLI
Amateur Scout



TOMMY WESTLUND
Amateur Scout



WARREN YOUNG
Amateur Scout



ERKKI RAJAMAKI
Amateur Scout



ANDRE SAVARD
Professional Scout



DON WADDELL
Professional Scout



GILLES MELOCHE
Special Assignment Scout

STAFF DIRECTORY

OWNERSHIP Pittsburgh Penguins LP

EXECUTIVE OPERATIONS

Co-owner/Chairman	Mario Lemieux
Co-owner	Ron Burkle
CEO/President	David Morehouse
Executive VP/General Manager	Ray Shero
COO/General Counsel	Travis Williams
Senior Vice President, Sales	David Peart
Vice President & Controller	Kevin Hart
Vice President, Communications	Tom McMillan
Vice President, Marketing	James Santilli
Vice President of Ticket Sales	Chad Slencak
Senior Director, Arena Operations	Brian Magness
Director of Outreach	Kimberly L. Slater-Wood
Executive Assistant	Amber Auchey Mary Beth Bertoni
Shipping/Receiving Coordinator	Brett Hart
Receptionist	Kelly Hart

HOCKEY OPERATIONS

Assistant General Manager	Jason Botterill
Assistant to the General Manager	Tom Fitzgerald
Head Coach	Dan Bylsma
Assistant Coaches	Tony Granato Jacques Martin Todd Reirden
Goaltending Coach	Mike Bales
Strength & Conditioning Coach	Mike Kadar
Video Coordinator	Andy Saucier
Player Development Coach	Bill Guerin
Goaltender Development Coach	Mike Buckley
Manager of Team Services	Jim Britt
Hockey Operations Assistant	Erik Heasley

SCOUTS

Director of Player Personnel	Dan MacKinnon
Co-Director of Amateur Scouting	Jay Heinbuck
Co-Director of Amateur Scouting	Randy Sexton
Director of Professional Scouting	Derek Clancey
Professional Scouts	Andre Savard Don Waddell
Head European Scout	Patrik Allvin
Amateur Scouts	Scott Bell Chris Depiero Brian Fitzgerald Luc Gauthier Wayne Meier Ron Pyette Erkki Rajamaki Al Santilli Tommy Westlund Warren Young
Special Assignment Scout	Gilles Meloche

EQUIPMENT/TRAINING STAFF

Equipment Manager	Dana Heinze
Assistant Equipment Managers	Teddy Richards Dan Kroll Jon Taglianetti
Head Athletic Trainer	Chris Stewart
Assistant Athletic Trainers	Curtis Bell Patrick Steidle
Physical Therapist	Rick Joreitz
Head Team Physician	Dr. Christopher Harner
Associate Team Physician	Dr. Tanya Hagen
Assistant Team Physician	Dr. Dharmach Vyas
Skating Consultant	Marianne Watkins
Mental Training Consultant	Aimee Kimball

COMMUNICATIONS

Senior Director of Communications	Jennifer Bullano
Manager of Communications	Jason Seidling
Executive Producer, Penguins Radio Network	Ray Walker
Radio Broadcasters	Mike Lange Phil Bourque

TECHNOLOGY

Director, Video Productions & Technical Ops	Drew Warren
Building Audio Engineer	Brian Duffy
Building Audio/Video Specialist	Aaron Miller
Media Asset Manager	Jason Henry Walt Greene
Junior Systems Administrator	Jay Giraldo

MARKETING

Senior Director of Marketing	Ross Miller
Senior Director of Creative Services/Publications	Barb Pilarski
Graphic Designers	Erin Halley Lori Haramia
Director of Fan Development & Special Events	Jill Shipley
Fan Development Coordinator	Laura Spencer

NEW MEDIA

Manager of New Media	Melissa Marchionna
Director of Content	Sam Kasan
Manager of Content	Michelle Crechiolo
PensTV Video Producer	Mark Cottington

YOUTH HOCKEY

Executive Director of Strategic Planning	Rich Hixon
Director of Youth Hockey	Mark Shuttleworth
Director of Youth Hockey Skill Development	Cliff Loya
Manager of Youth Hockey Development	Andrew Taglianetti

GAME ENTERTAINMENT

Senior Director, Production and Game Presentation	Rod Murray
Director, Event Presentation	Bill Wareham
Director, Production Operations	Steve Finerty
Producers	Mike Davenport Leo McCafferty Meghan McManimon
Motion Graphics Designer	Aaron Spiegel
Motion Graphics Design Producer	Padraic Driscoll
Public Address Announcer	Ryan Mill
PensTV Host	Katie O'Malley Beth Swanson

CORPORATE SALES

Senior Director, Media	Mark Turley
Director of Corporate Sales	Robbie Hofmann
Manager, Corporate Sales and Services	Lindsay Mulvihill
Senior Manager, Client Services	Lori Wineland Julie Klausner
Coordinator, Corporate Sales and Service	Amanda Susko
Corporate Sales Liaison	Pierre Larouche

FINANCE

Director of Finance	Mark R. Kuczinski
Senior Accountant	Troy Ussack
Payroll Manager	Andrea Winschel
Accounts Payable	Tawni Love
Staff Accountant	Neal Bruder

TICKETING

Director of Ticket Sales	George Murphy
Manager, Premium Seating	Kyle Lux
Manager, Premium Services	Julia Drost
Premium Service Representative	Jon Seelnacht
Manager, Group Sales	Mike Zatchey
Ticket Sales Account Executives	George Birman Jeff Blizman Bonnie Golinski Nicole Kyslinger-Rudy Chuck Pukansky
Box Office Manager	Carol Coulson
Manager, Box Office Operations	Jason Onufer
Box Office Coordinator	Kelly Gabany
Director of Customer Service	Kathy Davis
Customer Service Representatives	Danny Gardner Holly Bandish
Director of Database Marketing	Erin Exley
Manager, Database Marketing	Dana DiCello

PENGUINS FOUNDATION

President	Dave Soltész
Director of Foundation Programs	Jaime Greenwald
Program Coordinator	Emily Baccardi
Director, Community/Alumni Relations	Cindy Himes
Manager of Community Relations	Kathleen Unger
Community Relations/Alumni Liaison	Ed Johnston

WILKES-BARRE/SCRANTON



Wilkes-Barre/Scranton Penguins (AHL)

670 North River St., Suite 210
Wilkes-Barre, PA 18705

Phone: 570-208-PENS

Web site: www.wbspenguins.com

Chief Executive Officer/Governor Jeff Barrett
 General Manager Ray Shero
 Asst. General Manager/Alt. Governor Jason Botterill
 Executive V.P./Chief Financial Officer Greg Petorak
 Vice President of Operations Brian Coe
 Vice President of Ticketing Jon Stephenson
 Vice President of Corporate Sales Rob Belza
 Head Coach John Hynes
 Assistant Coach Alain Nasreddine
 Strength/Conditioning Coach Joe Lorincz
 Team Services/Video Coordinator Samson Lee
 Athletic Trainer Kyle Moore
 Equipment Manager Paul DeFazio
 Asst. Equipment Manager Jared Mycyk
 Assistant Controller Bill Dotzel
 Senior Director of Season Ticket Sales and Service Josh McCorkle
 Director of Group Ticket Sales and Service Chris Sipsky
 Director of Communications Mike O'Brien
 Director of Fan Services Brian Troiano
 Fan Services Manager Chris Kobela
 Season Ticket Sales Executives Erica Roccia
 Matt Daube
 Group Sales Executive Andrew Augustine
 Creative Services Director Jason Vogel
 Executive Assistant/Community Relations Manager Shari Zbegner

2013.14 SCHEDULE

Date	Opponent	Time
Oct. 5	at Bridgeport	7:00 pm EDT
Oct. 12	Hershey	7:05 pm EDT
Oct. 13	at Syracuse	5:00 pm EDT
Oct. 18	Adirondack	7:05 pm EDT
Oct. 19	at Worcester	7:00 pm EDT
Oct. 20	at Manchester	3:00 pm EDT
Oct. 25	at Binghamton	7:05 pm EDT
Oct. 26	Norfolk	7:05 pm EDT
Nov. 1	Hershey	7:05 pm EDT
Nov. 2	at Hershey	7:00 pm EDT
Nov. 6	Syracuse	7:05 pm EST
Nov. 8	Albany	7:05 pm EST
Nov. 10	at Springfield	3:00 pm EST
Nov. 15	at Syracuse	7:00 pm EST
Nov. 16	Hershey	7:05 pm EST
Nov. 20	at Rochester	7:05 pm EST
Nov. 22	St. John's	7:05 pm EST
Nov. 23	St. John's	7:05 pm EST
Nov. 27	at Adirondack	7:00 pm EST
Nov. 29	Binghamton	7:05 pm EST
Nov. 30	at Hershey	7:00 pm EST
Dec. 6	at St. John's	7:30 pm NST

Date	Opponent	Time
Dec. 7	at St. John's	7:30 pm NST
Dec. 11	Springfield	7:05 pm EST
Dec. 13	Hershey	7:05 pm EST
Dec. 14	Utica	7:05 pm EST
Dec. 20	Worcester	7:05 pm EST
Dec. 21	Syracuse	7:05 pm EST
Dec. 27	Norfolk	7:05 pm EST
Dec. 28	at Hershey	7:00 pm EST
Dec. 31	Syracuse	5:05 pm EST
Jan. 3	at Hartford	7:00 pm EST
Jan. 4	Manchester	7:05 pm EST
Jan. 5	Binghamton	4:05 pm EST
Jan. 8	Syracuse	7:05 pm EST
Jan. 10	at Adirondack	7:00 pm EST
Jan. 11	Hartford	7:05 pm EST
Jan. 17	at Providence	7:05 pm EST
Jan. 18	at Portland	7:00 pm EST
Jan. 19	at Providence	3:05 pm EST
Jan. 24	at Norfolk	7:30 pm EST
Jan. 25	at Norfolk	7:15 pm EST
Jan. 26	at Hershey	5:00 pm EST
Jan. 29	Syracuse	7:05 pm EST
Jan. 31	Norfolk	7:05 pm EST
Feb. 1	Rochester	7:05 pm EST
Feb. 7	Portland	7:05 pm EST
Feb. 8	Adirondack	7:05 pm EST
Feb. 9	at Hershey	5:00 pm EST
Feb. 14	at Binghamton	7:05 pm EST
Feb. 15	at Hershey	7:00 pm EST
Feb. 16	Hershey	4:05 pm EST
Feb. 19	Binghamton	7:05 pm EST
Feb. 22	Providence	7:05 pm EST
Feb. 25	Hershey	7:05 pm EST
Feb. 28	at Syracuse	7:00 pm EST
Mar. 1	at Albany	7:00 pm EST*
Mar. 7	at Utica	7:00 pm EST
Mar. 8	at Hamilton	7:00 pm EST
Mar. 9	at Toronto	3:00 pm EDT
Mar. 14	Hamilton	7:05 pm EDT
Mar. 15	Norfolk	7:05 pm EDT
Mar. 21	at Syracuse	7:00 pm EDT
Mar. 22	Utica	7:05 pm EDT
Mar. 23	at Albany	4:00 pm EDT*
Mar. 26	Providence	7:05 pm EDT
Mar. 28	at Norfolk	7:30 pm EDT
Mar. 29	at Norfolk	7:15 pm EDT
Apr. 4	Bridgeport	7:05 pm EDT
Apr. 5	Albany	7:05 pm EDT
Apr. 6	at Binghamton	3:05 pm EDT
Apr. 11	at Syracuse	7:00 pm EDT
Apr. 12	Binghamton	7:05 pm EDT
Apr. 13	Toronto	4:05 pm EDT
Apr. 18	at Binghamton	7:05 pm EDT
Apr. 19	at Utica	7:00 pm EDT

WHEELING



Wheeling Nailers (ECHL)

1315 Main Street
Wheeling, WV 26003

Phone: (304) 234-4625

Web site: www.wheelingnailers.com

Ownership The Hockey Club of the Ohio Valley, LLC
Governor Don Rigby
Alternate Governor Brian Komorowski
General Manager/Vice President Craig Bommer
Director of Hockey Operations/Head Coach Clark Donatelli
Assistant Coach Zack Sonnefeld
Ticketing Account Executive Matt Rosen
Chelsea Herman
Christina Monterosso
Accountant Linda Timberlake
Equipment Manager Bill Higgins
Medical Director Shawn Posin, MD, FACEP
Team Physician Michael Kovalik, DO
Team Trainer Patrick Dragoone
Fitness Program Director George Fraz, MS

2013.14 SCHEDULE

Date	Day	Opponent	Time
10/18/2013	Fri	Elmira	7:00 PM
10/19/2013	Sat.	at Cincinnati	7:35 PM
10/26/2013	Sat.	at Toledo	7:15 PM
11/1/2013	Fri	Reading	7:00 PM
11/2/2013	Sat	Greenville	7:00 PM
11/6/2013	Wed.	at Kalamazoo*	10:30 AM
11/8/2013	Fri.	at Ft Wayne	8:00 PM
11/9/2013	Sat	Reading	7:00 PM
11/10/2013	Sun.	at Reading	5:05 PM
11/14/2013	Thu	Elmira	7:00 PM
11/15/2013	Fri.	at Elmira	7:05 PM
11/16/2013	Sat	Elmira	7:00 PM
11/20/2013	Wed.	at Reading	7:05 PM
11/23/2013	Sat.	at Ft Wayne	7:35 PM
11/24/2013	Sun.	at Cincinnati	3:00 PM
11/27/2013	Wed.	at Cincinnati	7:35 PM
11/29/2013	Fri.	at Elmira	7:05 PM
11/30/2013	Sat	Toledo	7:00 PM
12/1/2013	Sun	Cincinnati	3:00 PM
12/6/2013	Fri	Reading	7:00 PM
12/7/2013	Sat	Cincinnati	7:00 PM
12/12/2013	Thu	Elmira	7:00 PM
12/14/2013	Sat	Florida	7:00 PM
12/15/2013	Sun	Florida	3:00 PM

Date	Day	Opponent	Time
12/20/2013	Fri	Evansville	7:00 PM
12/21/2013	Sat	Evansville	7:00 PM
12/27/2013	Fri.	at Gwinnett	6:05 PM
12/28/2013	Sat.	at South Carolina	7:00 PM
12/31/2013	Tue	Reading	6:00 PM
1/3/2014	Fri	Elmira	7:00 PM
1/4/2014	Sat.	at Elmira	7:05 PM
1/8/2014	Wed.	at Reading	7:05 PM
1/9/2014	Thu	Cincinnati	7:00 PM
1/11/2014	Sat	Toledo	7:00 PM
1/12/2014	Sun.	at Toledo	5:15 PM
1/17/2014	Fri.	at Greenville	7:00 PM
1/18/2014	Sat.	at Greenville	7:00 PM
1/20/2014	Mon.	at Gwinnett	12:30 PM
1/24/2014	Fri.	at Toledo	7:15 PM
1/25/2014	Sat.	at Cincinnati	7:35 PM
1/26/2014	Sun	Cincinnati	3:00 PM
1/29/2014	Wed	Ft Wayne	7:00 PM
1/31/2014	Fri	Kalamazoo	7:00 PM
2/1/2014	Sat	Kalamazoo	8:00 PM
2/8/2014	Sat.	at Reading	7:05 PM
2/9/2014	Sun.	at Reading	4:05 PM
2/12/2014	Wed	Toledo	7:00 PM
2/14/2014	Fri	Reading	7:00 PM
2/15/2014	Sat	Elmira	7:00 PM
2/16/2014	Sun.	at Ft Wayne	5:05 PM
2/19/2014	Wed.	at Reading	7:05 PM
2/21/2014	Fri.	at Elmira	7:05 PM
2/22/2014	Sat.	at Elmira	7:05 PM
2/23/2014	Sun.	at Elmira	4:05 PM
2/28/2014	Fri.	at Elmira	7:05 PM
3/1/2014	Sat	Reading	7:00 PM
3/2/2014	Sun	Cincinnati	3:00 PM
3/7/2014	Fri	at Reading	7:05 PM
3/8/2014	Sat.	at Elmira	7:05 PM
3/12/2014	Wed	Toledo	7:00 PM
3/14/2014	Fri	Reading	7:00 PM
3/15/2014	Sat	Cincinnati	7:00 PM
3/16/2014	Sun.	at Reading	4:05 PM
3/19/2014	Wed.	at Toledo	7:15 PM
3/21/2014	Fri.	at Evansville	8:15 PM
3/28/2014	Fri	Toledo	7:00 PM
3/30/2014	Sun	Elmira	3:00 PM
4/2/2014	Wed	Toledo	7:00 PM
4/4/2014	Fri	Evansville	7:00 PM
4/5/2014	Sat	Orlando	7:00 PM
4/11/2014	Fri.	at Cincinnati	7:35 PM
4/12/2014	Sat.	at Cincinnati	7:35 PM

PLAYERS





for having a dedicated team of wealth specialists.

PNC Wealth Management® | for the achiever in you®

We surround you with seasoned professionals, each bringing their own unique area of financial expertise to the table.

Your local wealth management team works closely with you to develop personalized strategies that can help you achieve your short-term goals and plans for the future. Whatever your needs, from wealth planning to trust management to business succession, discover how our expertise can help you achieve your financial goals. Call H. Scott Cunningham at 412-762-7235 or visit pnc.com/wealthsolutions



WEALTH PLANNING | TRUST AND ESTATE ADMINISTRATION | PRIVATE BANKING | INVESTMENT MANAGEMENT

The PNC Financial Services Group, Inc. ("PNC") uses the names PNC Wealth Management®, PNC Institutional Investments®, and Hawthorn, PNC Family Wealth® to provide investment and wealth management, fiduciary services, FDIC-insured banking products and services and lending of funds through its subsidiary, PNC Bank, National Association, which is a **Member FDIC**, and uses the names PNC Wealth Management® and Hawthorn, PNC Family Wealth® to provide certain fiduciary and agency services through its subsidiary, PNC Delaware Trust Company. PNC does not provide legal, tax or accounting advice.

"PNC Wealth Management," "PNC Institutional Investments" and "Hawthorn, PNC Family Wealth" are registered trademarks of The PNC Financial Services Group, Inc.

Investments: Not FDIC Insured. No Bank Guarantee. May Lose Value.

BRD-11231 ©2013 The PNC Financial Services Group, Inc. All rights reserved.

2012-13 FINAL SEASON STATS

Player	Pos	GP	G	A	P	+/-	PIM	PP	SH	GW	GT	OT	S	S%	TOI/G	Sft/G	FO%
Sidney Crosby	C	36	15	41	56	26	16	3	0	1	0	0	124	12.1	21:06	22.8	54.3
Chris Kunitz	L	48	22	30	52	30	39	9	0	5	0	0	113	19.5	18:01	20.4	44.4
Pascal Dupuis	R	48	20	18	38	31	26	2	1	2	0	0	140	14.3	17:30	21.7	47.4
Kris Letang	D	35	5	33	38	16	8	1	0	1	0	0	95	5.3	1:38	25.7	0.0
James Neal	L	40	21	15	36	5	26	9	0	6	0	0	136	15.4	17:28	19.5	16.7
Jarome Iginla	R	44	14	19	33	-5	31	6	0	3	0	0	134	10.4	18:48	23.0	49.8
Evgeni Malkin	C	31	9	24	33	5	36	4	0	3	0	0	99	9.1	19:42	20.8	47.2
Brenden Morrow	L	44	12	13	25	-3	37	2	0	2	0	0	55	21.8	14:51	18.8	54.2
Paul Martin	D	34	6	17	23	14	16	2	0	1	0	0	38	15.8	1:19	26.9	0.0
Jussi Jokinen	L	43	13	9	22	-5	24	3	0	3	0	0	74	17.6	15:25	22.0	57.9
Matt Cooke	L	48	8	13	21	-2	36	0	0	1	0	0	61	13.1	14:42	19.1	21.4
Brandon Sutter	C	48	11	8	19	3	4	3	0	5	0	1	82	13.4	16:24	20.9	50.2
Matt Niskanen	D	40	4	10	14	4	12	0	0	2	0	0	67	6.0	20:21	22.8	0.0
Beau Bennett	R	26	3	11	14	7	6	1	0	2	0	0	30	10.0	12:18	15.8	25.0
Tyler Kennedy	C	46	6	5	11	-6	19	1	0	1	0	1	100	6.0	12:27	15.9	44.8
Craig Adams	R	48	3	6	9	-1	28	0	1	0	0	0	46	6.5	11:09	15.0	52.0
Brooks Orpik	D	46	0	8	8	17	32	0	0	0	0	0	32	0.0	22:17	25.3	0.0
Simon Despres	D	33	2	5	7	9	20	0	0	0	0	0	33	6.1	15:06	19.8	0.0
Dustin Jeffrey	L	24	3	3	6	1	2	0	0	0	0	0	26	11.5	11:30	15.3	47.0
Douglas Murray	D	43	1	5	6	-9	35	0	0	0	0	0	27	3.7	17:35	23.7	0.0
Deryk Engelland	D	42	0	6	6	5	54	0	0	0	0	0	31	0.0	13:55	18.7	0.0
Joe Vitale	C	33	2	3	5	-7	17	0	0	1	0	0	26	7.7	9:31	12.5	61.1
Robert Bortuzzo	D	15	2	2	4	3	27	0	0	0	0	0	10	20.0	13:17	19.5	0.0
Tanner Glass	L	48	1	1	2	-11	62	1	0	0	0	0	38	2.6	10:04	13.9	43.1
Mark Eaton	D	23	0	0	0	9	4	0	0	0	0	0	8	0.0	17:58	22.7	0.0
Dylan Reese	D	3	0	0	0	0	0	0	0	0	0	0	1	0.0	15:15	19.3	0.0
Trevor Smith	C	1	0	0	0	0	0	0	0	0	0	0	0	0.0	10:24	13.0	0.0
Steve MacIntyre	L	1	0	0	0	0	12	0	0	0	0	0	0	0.0	4:31	7.0	0.0

GOALTENDERS

	Player	GP	GS	W	L	OT	SA	GA	GAA	Sv	Sv%	SO	G	A	PIM	TOI
1	Marc-Andre Fleury	33	31	23	8	0	881	74	2.39	807	0.916	1	0	2	2	1,857:45
2	Tomas Vokoun	20	17	13	4	0	519	42	2.45	477	0.919	3	0	2	2	1,028:32

PITTSBURGH PENGUINS TRANSACTIONS

Jan. 17, 2013 – Beau Bennett and Jayson Megna returned to Wilkes-Barre/Scranton (AHL)

Jan. 17, 2013 – Brian Strait placed on waivers

Jan. 18, 2013 – Brian Strait claimed off waivers by NY Islanders

Jan. 24, 2013 – Chad Kolarik acquired from the NY Rangers in exchange for Benn Ferriero

Jan. 24, 2013 – Conditional draft pick acquired from Dallas in exchange for Carl Sneed

Jan. 31, 2013 – Matt Niskanen placed on injured reserve retroactive to Jan. 27

Jan. 31, 2013 – Zach Boychuk claimed off waivers from Carolina

Feb. 1, 2013 – Warren Young named amateur scout

Feb. 6, 2013 – Dylan Reese recalled from Wilkes-Barre/Scranton (AHL)

Feb. 6, 2013 – 2014 fifth-round draft pick acquired from Anaheim in exchange for Ben Lovejoy

Feb. 10, 2013 – Kris Letang placed on injured reserve retroactive to Feb. 5

Feb. 10, 2013 – Joe Morrow recalled from Wilkes-Barre/Scranton (AHL)

Feb. 11, 2013 – Joe Morrow re-assigned to Wilkes-Barre/Scranton (AHL)

Feb. 13, 2013 – Dylan Reese re-assigned to Wilkes-Barre/Scranton (AHL)

Feb. 13, 2013 – Kris Letang and Matt Niskanen activated from injured reserve

Feb. 13, 2013 – 2013 seventh-round draft pick acquired from Winnipeg in exchange for Eric Tangradi

Feb. 14, 2013 – Beau Bennett recalled from Wilkes-Barre/Scranton (AHL)

Feb. 25, 2013 – Evgeni Malkin placed on injured reserve retroactive to Feb. 22

Feb. 25, 2013 – Mark Eaton signed to a one-year contract

March 4, 2013 – Zach Boychuk placed on waivers

March 4, 2013 – Beau Bennett re-assigned to Wilkes-Barre/Scranton (AHL)

March 4, 2013 – Evgeni Malkin activated from injured reserve

March 5, 2013 – Tom Kostopoulos signed to a one-year contract

March 5, 2013 – Tom Kostopoulos placed on waivers

March 5, 2013 – Zach Boychuk claimed on waivers by Nashville

PITTSBURGH PENGUINS TRANSACTIONS

March 5, 2013 – Beau Bennett recalled from Wilkes-Barre/Scranton (AHL)

March 6, 2013 – Tom Kostopoulos claimed on waivers by New Jersey

March 22, 2013 – Evgeni Malkin placed on injured reserve retroactive to March 10

March 22, 2013 – Trevor Smith recalled from Wilkes-Barre/Scranton (AHL)

March 24, 2013 – Kris Letang placed on injured reserve retroactive to March 17

March 24, 2013 – Brenden Morrow and 2013 third-round draft pick acquired from Dallas in exchange for Joe Morrow and a 2013 fifth-round draft pick

March 25, 2013 – Trevor Smith re-assigned to Wilkes-Barre/Scranton (AHL)

March 25, 2013 – Douglas Murray acquired from San Jose in exchange for a 2013 second-round draft pick and a 2014 conditional second-round draft pick

March 26, 2013 – Simon Despres re-assigned to Wilkes-Barre/Scranton (AHL)

March 26, 2013 – Kris Letang activated from injured reserve

March 27, 2013 – Robert Bortuzzo re-assigned to Wilkes-Barre/Scranton (AHL) on a conditioning assignment

March 27, 2013 – Simon Despres recalled from Wilkes-Barre/Scranton (AHL)

March 27, 2013 – Kris Letang placed on injured reserve

March 28, 2013 – Jarome Iginla acquired from Calgary in exchange for Kenny Agostino, Ben Hanowski and a 2013 first-round draft pick

March 28, 2013 – Jeff Zatkoff recalled from Wilkes-Barre/Scranton (AHL)

March 28, 2013 – Evgeni Malkin activated from injured reserve

March 28, 2013 – Beau Bennett re-assigned to Wilkes-Barre/Scranton (AHL)

March 29, 2013 – Jeff Zatkoff re-assigned to Wilkes-Barre/Scranton (AHL)

March 30, 2013 – Paul Martin placed on injured reserve

April 1, 2013 – Robert Bortuzzo recalled from Wilkes-Barre/Scranton (AHL)

April 3, 2013 – Jussi Jokinen acquired from Carolina in exchange for a 2013 conditional sixth or seventh-round draft pick

April 3, 2013 – Future considerations acquired from Columbus in exchange for Patrick Killeen

PITTSBURGH PENGUINS TRANSACTIONS

April 4, 2013 – Harrison Ruopp signed to a three-year entry-level contract

April 7, 2013 – Beau Bennett recalled from Wilkes-Barre/Scranton (AHL)

April 11, 2013 – Kris Letang activated from injured reserve

April 14, 2013 – Eric Hartzell signed to a one-year entry-level contract

April 18, 2013 – Steve MacIntyre recalled from Wilkes-Barre/Scranton (AHL)

April 24, 2013 – Anton Zlobin signed to a three-year entry-level contract

April 27, 2013 – Paul Martin activated from injured reserve

April 28, 2013 – Steve MacIntyre re-assigned to Wilkes-Barre/Scranton (AHL)

May 18, 2013 – Nick D'Agostino signed to a two-year entry-level contract


June 3, 2013 – Jeff Zatkoff recalled from Wilkes-Barre/Scranton (AHL)

2012-13 MAN GAMES LOST

TOTAL GAMES MISSED	#	PLAYER	GAMES MISSED
8	2	Matt Niskanen	Jan. 29-Feb. 10
1	4	Mark Eaton	April 3
14	7	Paul Martin	March 2-March 4; March 30-April 25
8	18	James Neal	April 9-April 25
1	19	Beau Bennett	April 22
1	29	Marc-Andre Fleury	March 28
2	44	Brooks Orpik	April 25-27
4	46	Joe Vitale	April 22-27
1	48	Tyler Kennedy	March 22
13	58	Kris Letang	Feb. 7-Feb. 10; March 19-March 24; March 28-April 9; April 22
17	71	Evgeni Malkin	Feb. 24-March 2; March 10-March 26; April 13-April 22
12	87	Sidney Crosby	April 2-April 27

TOTAL: 82

CRAIG ADAMS • 27



Position: RW

Shoots: Right

Ht: 6-0

Wt: 197

DOB: 4/26/77

Birthplace: Seria, Brunei Darussalam

Acquired: Claimed off waivers from the Chicago Blackhawks on March 4, 2009.



Up-To-Date Player Stats: Craig Adams

2012-13 SEASON

- PK specialist led all forwards with 2:39 shorthanded minutes per game.
- Finished 2nd among forwards (3rd overall) with 107 hits.
- Placed 2nd among forwards with 37 blocked shots.
- Finished plus or even in 35 of last 40 games.
- Tied career high by scoring 2 goals Feb. 15 at Winnipeg.
- Durable forward appeared in all 48 games on the season.
- Helped Pens' PK surrender just 4 power-play goals in 52 tries (92.3% kill rate) during postseason.

CAREER VS. NHL

	GP	G	A	PTS	PIM
ANA	16	0	4	4	5
BOS	37	1	6	7	29
BUF	36	3	3	6	13
CGY	11	2	1	3	5
CAR	17	1	4	5	6
CHI	8	3	1	4	8
COL	13	1	2	3	12
CBJ	20	3	4	7	6
DAL	14	1	1	2	5
DET	18	0	1	1	2
EDM	9	2	1	3	6
FLA	51	4	6	10	32
LAK	14	0	0	0	2
MIN	13	1	2	3	0
MTL	34	2	6	8	59
NSH	13	0	0	0	6
NJD	44	1	5	6	26
NYI	45	2	7	9	55
NYR	44	4	5	9	6
OTT	37	1	5	6	20
PHI	46	2	5	7	42
PHX	16	0	2	2	23
PIT	19	0	4	4	16
SJS	14	1	1	2	28
STL	15	1	2	3	22
TBL	48	1	6	7	33
TOR	36	2	2	4	24
VAN	10	1	1	2	12
WSH	49	2	3	5	49
WPG	52	7	3	10	41
Totals	799	49	93	142	593

CAREER/PERSONAL

- Nickname - "Addsy"
- Veteran of 12 NHL seasons, playing nearly 800 NHL games with Carolina, Chicago and Pittsburgh.
- Two-time Stanley Cup champion (Carolina - 2006; Pittsburgh - 2009).
- Valuable member of Penguins' '09 championship team, contributing in 24 playoff games as defensive forward and penalty kill specialist.
- Key component of the Penguins' successful PK unit - which ranked in the top-5 in 2 of last 3 seasons (1st, 86.1 percent, 2010-11; 3rd, 87.8 percent, 2011-12). Pittsburgh finished with the top-ranked PK for the first time in team history in '10-11 while setting a franchise-high 87.8-percent rate in '11-12.
- Led all Penguins forwards in '10-11 with 64 blocked shots and ranked 4th overall on the team with 171 hits.
- Played 700th career NHL game Dec. 13, 2011 vs. Detroit.
- Netted first career goal (and point) Nov. 10, 2000 vs. Toronto.
- Made NHL debut Oct. 24, 2000 vs. San Jose.
- Drafted by the Hartford Whalers in 9th round (223rd overall) of 1996 NHL Draft.
- Played 4 seasons at Harvard from 1995-99.
- Majored in history at Harvard.
- Born in Seria, Brunei on island of Borneo in South China Sea where his father was working for Shell at the time. Raised in Calgary, AB.
- Married (Anne); 1 son (Rhys Argeo); 2 daughters (Francesca Alice and Lucia).
- Signed through 2014-15 season.

CAREER HIGHS

Goals: 2 (5 times), 2/15/13 at WPG

Assists: 3 (1 time), 12/6/05 at ANA

Points: 3 (4 times), 10/27/10 at TBL (1G-2A)

SOG: 6 (3 times), 12/16/08 at EDM

PIM: 17 (2 times), 2/11/11 at NYI

Hat Tricks: None

Goal Streak: 2, 12/1/11-12/3/11 (2)

Assist Streak: 2, 4/5/11-4/8/11 (2)


Point Streak: 3, 4/2/11-4/8/11 (1G-2A)



CAREER STATISTICS

YEAR	TEAM	LEAGUE	REGULAR SEASON										PLAYOFFS					
			GP	G	A	PTS	PIM	+/-	PP	SH	GW	S	GP	G	A	PTS	PIM	
1995-96	Harvard	ECAC	34	8	9	17	56	--	--	--	--	--	--	--	--	--	--	--
1996-97	Harvard	ECAC	32	6	4	10	36	--	--	--	--	--	--	--	--	--	--	--
1997-98	Harvard	ECAC	12	6	6	12	12	--	--	--	--	--	--	--	--	--	--	--
1998-99	Harvard	ECAC	31	9	14	23	53	--	--	--	--	--	--	--	--	--	--	--
1999-00	Cincinnati	IHL	73	12	12	24	124	-3	0	1	2	97	8	0	1	1	14	
2000-01	Carolina	NHL	44	1	0	1	20	-7	0	0	0	15	3	0	0	0	0	
	Cincinnati	IHL	4	0	1	1	9	0	0	0	0	3	1	0	0	0	2	
2001-02	Carolina	NHL	33	0	1	1	38	2	0	0	0	17	1	0	0	0	0	
	Lowell	AHL	22	5	4	9	51	2	0	1	1	--	--	--	--	--	--	
2002-03	Carolina	NHL	81	6	12	18	71	-11	1	0	1	107	--	--	--	--	--	
2003-04	Carolina	NHL	80	7	10	17	69	-5	0	1	0	110	--	--	--	--	--	
2004-05	Milano	ITALY	30	15	14	29	57	--	--	--	--	--	15	4	7	11	26	
2005-06	Carolina	NHL	67	10	11	21	51	1	1	1	2	68	25	0	0	0	10	
	Lowell	AHL	13	4	3	7	20	-1	1	1	0	--	--	--	--	--	--	
2006-07	Carolina	NHL	82	7	7	14	54	-9	0	1	1	71	--	--	--	--	--	
2007-08	Carolina	NHL	40	2	3	5	34	-8	0	0	0	31	--	--	--	--	--	
	Chicago	NHL	35	2	4	6	24	-8	0	1	1	32	--	--	--	--	--	
2008-09	Chicago	NHL	36	2	4	6	22	-3	1	0	0	38	--	--	--	--	--	
	PITTSBURGH	NHL	9	0	1	1	0	0	0	0	0	9	24	3	2	5	16	
2009-10	PITTSBURGH	NHL	82	0	10	10	72	-5	0	0	0	84	13	2	1	3	15	
2010-11	PITTSBURGH	NHL	80	4	11	15	76	-5	0	2	1	90	7	1	0	1	2	
2011-12	PITTSBURGH	NHL	82	5	13	18	34	-6	0	0	0	76	5	0	0	0	19	
2012-13	PITTSBURGH	NHL	48	3	6	9	28	-1	0	1	0	46	15	0	1	1	10	
NHL TOTALS			799	49	93	142	593	-65	3	7	6	794	93	6	4	10	72	
PITTSBURGH TOTALS			301	12	41	53	210	-17	0	3	1	305	64	6	4	10	62	

BEAU BENNETT • 19



Position: RW

Shoots: Right

Ht: 6-2

Wt: 207

DOB: 11/27/91

Birthplace: Gardena, CA

Acquired: Drafted by Penguins in the 1st round (20th overall) of the 2010 NHL Draft.



Up-To-Date Player Stats: [Beau Bennett](#)

2012-13 SEASON

- Completed 1st professional season, splitting time between Pittsburgh and Wilkes-Barre/Scranton of the American Hockey League.
- Finished successful rookie season in NHL by scoring 3 goals and 14 points in 26 games.
- Recorded 2 assists April 13 at Florida.
- Had a 3-game assist streak (4 total) from April 13-20.
- List of NHL firsts: game (Feb. 15 at Winnipeg); goal/point (Feb. 24 vs. Tampa Bay); assist (Feb. 26 at Florida).
- Made NHL postseason debut in Game 1 vs. NY Islanders and scored 1st career playoff goal (game-winner) on first playoff shot. 1st Pittsburgh rookie to score goal in 1st playoff game since Jordan Staal (April 11, 2007 at Ottawa).
- Finished with 7 goals, 28 points in 39 games with WBS.
- Named to AHL All-Star Classic and WBS Rookie of the Year.
- Attended Team USA Olympic Orientation Camp in August 2013.

CAREER/PERSONAL

- Nickname - "Sunshine"
- Played 1 season of professional hockey with Penguins organization in 2012-13.
- Drafted by the Penguins in the 1st round (20th overall) of the 2010 NHL Draft – becoming the highest-drafted California-born player in NHL history.
- Played 2 seasons with the University of Denver from 2010-12.
- Finished his Denver career with 13 goals, 25 assists and 38 points in 47 games.
- Tied for the British Columbia Hockey League (BCHL) scoring lead with 120 points (41G-79A) in 56 games with the Penticton Vees in '09-10.
- Had 8 game-winning goals in '09-10 for Penticton.
- Named Interior Conference Rookie of the Year in '08-09.
- Signed through 2014-15 season.

CAREER VS. NHL

	GP	G	A	PTS	PIM
ANA	-	-	-	-	-
BOS	3	0	2	2	0
BUF	2	0	0	0	0
CGY	-	-	-	-	-
CAR	2	1	0	1	0
CHI	-	-	-	-	-
COL	-	-	-	-	-
CBJ	-	-	-	-	-
DAL	-	-	-	-	-
DET	-	-	-	-	-
EDM	-	-	-	-	-
FLA	3	0	3	3	0
LAK	-	-	-	-	-
MIN	-	-	-	-	-
MTL	3	0	2	2	0
NSH	-	-	-	-	-
NJD	1	0	0	0	0
NYI	2	0	0	0	0
NYR	1	1	0	1	0
OTT	-	-	-	-	-
PHI	3	0	2	2	0
PHX	-	-	-	-	-
PIT	-	-	-	-	-
SJS	-	-	-	-	-
STL	-	-	-	-	-
TBL	2	1	0	1	2
TOR	2	0	1	1	2
VAN	-	-	-	-	-
WSH	1	0	1	1	2
WPG	1	0	0	0	0
Totals	26	3	11	14	6

CAREER HIGHS

Goals: 1 (3 times), 4/9/13 at CAR

Assists: 2 (1 time), 4/13/13 at FLA

Points: 2 (1 time), 4/13/13 at FLA

SOG: 4 (2 times), 3/14/13 at TOR

PIM: 2 (3 times), 4/11/13 at TBL

Hat Tricks: None

Goal Streak: None

Assist Streak: 3, 4/13/13-4/20/13 (4)


Point Streak: 3, 4/13/13-4/20/13 (4A)



CAREER STATISTICS

YEAR	TEAM	LEAGUE	REGULAR SEASON										PLAYOFFS					
			GP	G	A	PTS	PIM	+/-	PP	SH	GW	S	GP	G	A	PTS	PIM	
2008-09	LA Jr. Kings	MWEHL	46	25	33	58	10	--	--	--	--	--	--	--	--	--	--	--
2009-10	Penticton	BCHL	56	41	79	120	20	--	--	--	--	--	--	--	--	--	--	
2010-11	Denver	WCHA	37	9	16	25	18	-3	1	0	1	80	4	1	3	4	--	
2011-12	Denver	WCHA	10	4	9	13	25	3	1	0	0	30	--	--	--	--	--	
2012-13	PITTSBURGH	NHL	26	3	11	14	6	7	1	0	2	30	6	1	0	1	0	
	Wilkes-Barre	AHL	39	7	21	28	18	-6	3	0	3	81	--	--	--	--	--	
PIT/NHL TOTALS			26	3	11	14	6	7	1	0	2	30	6	1	0	1	0	

ROBERT BORTUZZO • 41



Position: D
Shoots: Right
Ht: 6-4
Wt: 215



DOB: 3/18/89

Birthplace: Thunder Bay, ON

Acquired: Drafted by Penguins in 3rd round (78th overall) of 2007 NHL Draft.

Up-To-Date Player Stats: Robert Bortuzzo

2012-13 SEASON

- Finished 1st full season with Pittsburgh, appearing in 15 games.
- Was plus or even in 12 of 15 contests.
- Scored 1st NHL goal (Martin Brodeur) and finished plus-3 Feb. 2 vs. New Jersey.
- Recorded 1st NHL assist Feb. 3 at Washington.
- Posted 4 points (1G-3A), plus-4 rating and 34 PIM in 31 games with WBS during the NHL work stoppage.
- Helped WBS surrender the fewest goals allowed (178) in the AHL - the second time in 3 years that they have accomplished that feat.

CAREER/PERSONAL

- (Pronounced Bore-TOO-zo)
- Nickname - "Borts"
- Completed 1st full season of NHL hockey with Penguins organization in 2012-13.
- Played 4 seasons with Wilkes-Barre/Scranton of the American Hockey League from 2009-13.
- Helped WBS surrender the fewest goals (183) in the American Hockey League (AHL) in 2010-11. Boasted a plus-28 rating and 26 points (4G-22A) in 79 games.
- Played 3 years with Kitchener of the Ontario Hockey League from 2006-09, appearing in 138 regular-season games and 27 postseason contests.
- Signed through 2014-15 season.

CAREER VS. NHL

	GP	G	A	PTS	PIM
ANA	-	-	-	-	-
BOS	1	0	0	0	0
BUF	1	0	0	0	0
CGY	-	-	-	-	-
CAR	3	1	0	1	7
CHI	-	-	-	-	-
COL	-	-	-	-	-
CBJ	-	-	-	-	-
DAL	-	-	-	-	-
DET	-	-	-	-	-
EDM	-	-	-	-	-
FLA	1	0	0	0	0
LAK	1	0	0	0	2
MIN	-	-	-	-	-
MTL	-	-	-	-	-
NSH	-	-	-	-	-
NJD	3	1	0	1	7
NYI	1	0	0	0	0
NYR	4	0	1	1	0
OTT	1	0	0	0	7
PHI	2	0	0	0	0
PHX	-	-	-	-	-
PIT	-	-	-	-	-
SJS	-	-	-	-	-
STL	-	-	-	-	-
TBL	-	-	-	-	-
TOR	-	-	-	-	-
VAN	-	-	-	-	-
WSH	3	0	1	1	6
WPG	-	-	-	-	-
Totals	21	2	2	4	29

CAREER HIGHS

Goals: 1 (2 times), 4/9/13 at CAR

Assists: 1 (2 times), 4/3/13 at NYR

Points: 1 (4 times), 4/3/13 at CAR

SOG: 2 (4 times), 4/3/13 at NYR

PIM: 7 (2 times), 4/22/13 at OTT

Hat Tricks: None

Goal Streak: None

Assist Streak: None


Point Streak: 2, 2/2/13-2/3/13 (1G-1A)



CAREER STATISTICS

YEAR	TEAM	LEAGUE	REGULAR SEASON										PLAYOFFS				
			GP	G	A	PTS	PIM	+/-	PP	SH	GW	S	GP	G	A	PTS	PIM
2006-07	Kitchener	OHL	63	2	12	14	67	15	0	0	--	--	9	1	2	3	8
2007-08	Kitchener	OHL	52	3	15	18	61	23	1	0	--	--	18	0	8	8	14
2008-09	Kitchener	OHL	23	1	16	17	24	-6	0	0	--	--	--	--	--	--	--
2009-10	Wilkes-Barre	AHL	75	2	10	12	109	13	0	0	--	84	4	0	0	0	0
2010-11	Wilkes-Barre	AHL	79	4	22	26	111	28	3	0	1	18	12	0	1	1	6
2011-12	PITTSBURGH	NHL	6	0	0	0	2	1	0	0	0	3	--	--	--	--	--
	Wilkes-Barre	AHL	51	3	9	12	61	9	1	0	0	76	12	0	1	1	13
2012-13	PITTSBURGH	NHL	15	2	2	4	27	3	0	0	0	10	--	--	--	--	--
	Wilkes-Barre	AHL	31	1	3	4	8	-4	0	0	0	37	--	--	--	--	--
PIT/NHL TOTALS			21	2	2	4	29	4	0	0	0	13	--	--	--	--	--

SIDNEY CROSBY • 87



Position: C
Shoots: Left
Ht: 5-11
Wt: 200
DOB: 8/7/87



Birthplace: Cole Harbour, NS

Acquired: Drafted by Penguins in the 1st round (1st overall) of the 2005 NHL Draft.

CAREER VS. NHL

	GP	G	A	PTS	PIM
ANA	5	2	3	5	0
BOS	22	9	23	32	19
BUF	22	12	20	32	12
CGY	5	5	1	6	4
CAR	22	7	21	28	16
CHI	2	0	2	2	2
COL	4	5	3	8	6
CBJ	6	3	7	10	10
DAL	4	4	3	7	7
DET	6	2	3	5	8
EDM	4	0	4	4	0
FLA	23	13	15	28	42
LAK	3	1	4	5	2
MIN	5	3	4	7	11
MTL	22	13	19	32	14
NSH	6	3	7	10	10
NJD	39	20	25	45	50
NYI	41	20	55	75	30
NYR	43	20	39	59	30
OTT	24	6	19	25	22
PHI	43	28	43	71	30
PHX	6	3	7	10	4
PIT	-	-	-	-	-
SJS	4	0	1	1	6
STL	6	0	4	4	10
TBL	23	9	16	25	14
TOR	25	19	21	40	18
VAN	5	2	0	2	10
WSH	25	14	29	43	6
WPG	25	15	29	44	24
Totals	470	238	427	665	417

Up-To-Date Player Stats: Sidney Crosby

2012-13 SEASON

- Finished 3rd (tied) in NHL scoring race with 56 points (15G-41A), despite missing last 12 games with a broken jaw. Had NHL-best 1.56 points per game.
- Won Ted Lindsay (most outstanding player as voted by peers); was runner-up for Hart Trophy (NHL MVP). Named Team MVP after leading club in assists (41), points (56) and multi-point games (17). Finished 15th in voting for the Selke Trophy (best defensive forward).
- Named by the Pittsburgh Chapter of the Professional Hockey Writers Association for Masterton nominee – given to the player that best exemplifies the qualities of perseverance, sportsmanship and dedication to hockey after returning to his elite level of play following 2 seasons plagued with a concussion and neck injuries.
- Finished in top-5 in several NHL categories: assists (41, 2nd); points (56, t-3rd); plus-minus (plus-26, 4th); even-strength assists (27, 2nd); even-strength points (39, t-4th).
- Named NHL's First Star in March (6G-19A-25PTS), Second Star in February (6G-18A-24PTS) and Second Star of the Week ending March 10 (2G-9A).
- Had 17 multi-point games, including 5 assists March 10 vs. NY Islanders. His 5 assists tied a career high (Dec. 13, 2006 vs. Philadelphia) and marked the 5th time in his career that he's recorded 5 or more points in a game.
- Moved into 3rd place on team's all-time point list (637th point) Feb. 24 vs. Tampa Bay.
- Tied for team lead with 7 playoff goals and ranked 3rd with 15 points.
- Recorded 2nd career postseason hat trick with 3 goals in Game 2 vs. Ottawa. His 1st goal was also 100th career postseason point.
- Passed Ron Francis (100) for 4th place in team history in playoff scoring.
- Attended Team Canada Olympic Orientation Camp in August 2013.

CAREER/PERSONAL

- Nickname - "Sid"
- In 8 NHL seasons, has already won the Stanley Cup (2009), Hart Trophy (MVP - 2007), Art Ross (scoring champion - 2007), "Rocket" Richard (goal-scoring champion - 2010 - tied with Steven Stamkos), Ted Lindsay (outstanding player as voted on by peers - 2007 and '13) and Mark Messier Leadership Award (2010).
- In 2007, became youngest scoring champion (120 points), youngest Ted Lindsay recipient and 2nd-youngest league MVP (Wayne Gretzky).
- Alternate captain of Canada's 2010 Olympic gold-medal winning team, scoring the medal-deciding OT goal against the U.S. in Gold Medal Game.
- Youngest captain in NHL history to lead his team to a Stanley Cup title (21 years old) in 2009.
- 4-time NHL All-Star, leading all players in All-Star Fan Balloting for 4 straight seasons (2007-10).

CAREER HIGHS

Goals: 3 (7 times), 12/2/10 vs. ATL
Assists: 5 (2 times), 3/10/13 vs. NYI
Points: 6 (2 times), 1/19/10 vs. NYI (2G-4A)

SOG: 9 (4 times), 1/3/10 at FLA
PIM: 21 (1 time), 1/3/09 vs. FLA
Hat Tricks: 7, 12/2/10 vs. ATL (3G)

Goal Streak: 6, 12/5/06-12/15/06 (6)
Assist Streak: 9, 12/20/07-1/8/08 (13)
Point Streak: 25, 11/5/10-12/28/10 (26G-24A)

- Posted 100-plus points, 50-plus assists 4 times in career. Notched 30-plus goals 5 times in career.
- Posted a 25-game scoring streak from Nov. 5 to Dec. 28, 2010, totaling 50 points (26G-24A). The 25-game run is 3rd longest in team history and tied for 8th longest in NHL history. Only 5th player in NHL history to average a goal per game in a streak of 25 games or more (Wayne Gretzky, Brett Hull, Steve Yzerman and Bryan Trottier). Also recorded a 19-game scoring streak from Oct. 6 to Nov. 17, 2007 for 30 points (11G-19A).
- Career average of 1.28 postseason points per game ranks 3rd in NHL history behind only Wayne Gretzky (1.83) and Mario Lemieux (1.6) - minimum 40 games played.
- Missed 61 consecutive games between 2010-11 and 2011-12 seasons before returning to the lineup in dramatic fashion Nov. 21, 2011 vs. NY Islanders. Scored 2 goals, including game-winner, and 4 points in the contest.
- Set 3 career milestones Oct. 18, 2008 vs. Toronto with his 100th goal, 200th assist and 300th point.
- Tied NHL single-season playoff record by scoring the first goal in a game 6 times (2009).
- Named team captain May 31, 2007, becoming youngest captain in NHL history (19 years, 297 days). Since surpassed by Gabriel Landeskog (19 years, 286 days).
- Ranked 5th in NHL scoring (102 points) as 18-year-old rookie in 2005-06 and youngest player in league history to reach 100 points. His 102 points surpassed Mario Lemieux's team rookie record of 100 points (1984-85).
- Represented Canada at World Championships (2006) and World Junior Championships (2004, '05). Won gold in '05 and silver




- medal in '04 tournament.
- Youngest player to lead World Championships in scoring with 16 points (8G-8A) in 2006 (18 years old).
- Played 2 seasons with Rimouski Oceanic of the Quebec Major Junior Hockey League from 2003-05. Led Rimouski to QMJHL title and Memorial Cup berth in 2005.
- Named Canadian Hockey League Player of the Year and won scoring champion in each of his 2 seasons of CHL play (2004 and '05).
- His 135 points in 2003-04 were 2nd most by a 16-year-old in CHL history behind Wayne Gretzky (182, Sault Ste. Marie, 1977-78).
- Averaged 2.51 points per game with Rimouski, the 2nd-highest average in CHL history behind Mario Lemieux (2.81). Holds 2nd-highest single-season points per game total (2.71, 2004-05), behind only Mario Lemieux (4.03, Laval, 1983-84).
- Father, Troy, was a goaltender for Verdun of QMJHL and was drafted by Montreal in 1984.
- Lists Steve Yzerman as hockey idol.
- Signed through 2024-25 season.

CAREER STATISTICS

YEAR	TEAM	LEAGUE	REGULAR SEASON										PLAYOFFS					
			GP	G	A	PTS	PIM	+/-	PP	SH	GW	S	GP	G	A	PTS	PIM	
2002-03	Shattuck	USHS	57	72	90	162	--	--	--	--	--	--	--	--	--	--	--	--
2003-04	Rimouski	QMJHL	59	54	81	135	74	--	--	--	--	--	9	7	9	16	10	
	Canada	WJC	6	2	3	5	4	--	--	--	--	--	--	--	--	--	--	
2004-05	Rimouski	QMJHL	62	66	102	168	84	--	--	--	--	--	13	14	17	31	16	
	Rimouski	M. Cup	--	--	--	--	--	--	--	--	--	--	5	6	5	11	6	
	Canada	WJC	6	6	3	9	4	--	--	--	--	--	--	--	--	--	--	
2005-06	PITTSBURGH	NHL	81	39	63	102	110	-1	16	0	5	278	--	--	--	--	--	
	Canada	WC	9	8	8	16	10	7	2	0	1	25	--	--	--	--	--	
2006-07	PITTSBURGH	NHL	79	36	84	120*	60	10	13	0	4	250	5	3	2	5	4	
2007-08	PITTSBURGH	NHL	53	24	48	72	39	18	6	0	4	173	20	6	21*	27*	12	
2008-09	PITTSBURGH	NHL	77	33	70	103	76	3	7	0	3	238	24	15*	16	31	14	
2009-10	PITTSBURGH	NHL	81	51*	58	109	71	15	13	2	6	298	13	6	13	19	6	
	Canada	Olympics	7	4	3	7	4	2	1	0	2	28	--	--	--	--	--	
2010-11	PITTSBURGH	NHL	41	32	34	66	31	20	10	1	3	161	--	--	--	--	--	
2011-12	PITTSBURGH	NHL	22	8	29	37	14	15	2	0	3	75	6	3	5	8	9	
2012-13	PITTSBURGH	NHL	36	15	41	56	16	26	3	0	1	124	14	7	8	15	8	
PIT/NHL TOTALS			470	238	427	665	417	106	70	3	29	1597	82	40	65	105	53	

*NHL LEADER

SIMON DESPRES • 47



Position: D
Shoots: Left

Ht: 6-4

Wt: 214

DOB: 7/27/91

Birthplace: Laval, QC

Acquired: Drafted by Penguins in the 1st round (30th overall) of the 2009 NHL Draft.



Up-To-Date Player Stats: Simon Despres

2012-13 SEASON

- Named Penguins Rookie of the Year after scoring 7 points (2G-5A) with a plus-9 rating in 33 games in 1st full NHL season.
- Plus-9 rating was 3rd in the NHL among rookie defensemen.
- Finished plus or even in 29 of 33 games played.
- Saw time working the point on the second power-play unit.
- Ranked 5th among team's defensemen with 48 hits (1.5 per game).
- Had 3 hits, 3 blocked shots and assisted on GWG March 24 vs. Philadelphia.
- Notched a plus-3 rating, 3 hits and 2 blocked shots in 18:21 minutes Feb. 2 vs. New Jersey.
- Appeared in 3 postseason games, posting an even rating.
- Posted 7 points (4G-3A) in 27 games with WBS of the American Hockey League during the NHL work stoppage.
- Helped WBS surrender the fewest goals (178) in the AHL during the '12-13 season.

CAREER/PERSONAL

- (Pronounced SIGH-man DAH-pray)
- Played 2 seasons of professional hockey split between Pittsburgh (NHL) and Wilkes-Barre/Scranton (AHL). Has played in 51 career NHL games and 6 NHL postseason games.
- Member of Team Canada's silver-medal winning squad at World Junior Championships in 2011.
- Played 4 seasons with Saint John of the Quebec Major Junior Hockey League from 2007-11.
- Defensive leader and alternate captain helped Sea Dogs win QMJHL championship and Memorial Cup in 2010-11. Scored shorthanded goal in Memorial Cup final.
- Won Emile "Butch" Bouchard Award as Best Defenseman in the QMJHL in 2010-11.
- Played in 260 career games in QMJHL, totaling 134 points (25G-109A) and 39 playoff points (6G-33A) in 58 postseason contests.
- In last 2 years with Saint John, scored 88 points (22G-66A) and posted a plus-55 rating in 110 contests.
- Drafted by Saint John 1st overall in the 2007 QMJHL Draft.
- Signed through the 2013-14 season.

CAREER VS. NHL

	GP	G	A	PTS	PIM
ANA	-	-	-	-	-
BOS	2	0	0	0	4
BUF	2	1	0	1	2
CGY	-	-	-	-	-
CAR	3	0	0	0	0
CHI	1	0	0	0	0
COL	-	-	-	-	-
CBJ	-	-	-	-	-
DAL	-	-	-	-	-
DET	1	0	0	0	0
EDM	-	-	-	-	-
FLA	3	0	0	0	0
LAK	-	-	-	-	-
MIN	-	-	-	-	-
MTL	2	0	1	1	0
NSH	-	-	-	-	-
NJD	5	0	1	1	0
NYI	8	1	1	2	6
NYR	4	1	2	3	6
OTT	4	0	1	1	2
PHI	4	0	1	1	2
PHX	-	-	-	-	-
PIT	-	-	-	-	-
SJS	-	-	-	-	-
STL	-	-	-	-	-
TBL	2	0	0	0	2
TOR	3	0	0	0	0
VAN	-	-	-	-	-
WSH	4	0	1	1	6
WPG	3	0	0	0	0
Totals	51	3	8	11	30

CAREER HIGHS

Goals: 1 (3 times), 2/5/13 at NYI

Assists: 1 (8 times), 3/22/13 at NYI

Points: 2 (1 time), 1/31/13 at NYR (1G-1A)

SOG: 4 (1 time), 4/3/13 at NYR

PIM: 4 (3 times), 2/5/13 at NYI

Hat Tricks: None

Goal Streak: None

Assist Streak: None


Point Streak: 2, 12/16/11-12/17/11 (1G-1A)



CAREER STATISTICS

YEAR	TEAM	LEAGUE	REGULAR SEASON										PLAYOFFS				
			GP	G	A	PTS	PIM	+/-	PP	SH	GW	S	GP	G	A	PTS	PIM
2007-08	Saint John	QMJHL	64	1	13	14	30	18	0	0	--	--	14	0	4	4	18
2008-09	Saint John	QMJHL	66	2	30	32	74	16	0	0	--	--	4	0	4	4	2
2009-10	Saint John	QMJHL	63	9	38	47	87	26	4	1	4	153	21	2	17	19	18
2010-11	Saint John	QMJHL	47	13	28	41	54	29	4	1	4	141	19	4	8	12	16
	Saint John	M-Cup	--	--	--	--	--	--	--	--	--	--	3	1	0	1	8
	Canada	WJC	7	0	3	3	0	7	0	0	0	9	--	--	--	--	--
2011-12	PITTSBURGH	NHL	18	1	3	4	10	5	1	0	0	22	3	0	0	0	2
	Wilkes-Barre	AHL	44	5	10	15	45	-5	0	0	4	85	10	1	1	2	2
2012-13	PITTSBURGH	NHL	33	2	5	7	20	9	0	0	0	33	3	0	0	0	0
	Wilkes-Barre	AHL	27	4	3	7	28	-5	1	0	0	53	--	--	--	--	--
PIT/NHL TOTALS			51	3	8	11	30	14	1	0	0	55	6	0	0	0	2

PASCAL DUPUIS • 9



Position: RW

Shoots: Left

Ht: 6-1

Wt: 205

DOB: 4/7/79

Birthplace: Laval, QC

Acquired: From Atlanta on Feb. 26, 2008 with Marian Hossa for Colby Armstrong, Erik Christensen, Angelo Esposito and a 2008 first-round pick.



CAREER VS. NHL

	GP	G	A	PTS	PIM
ANA	22	1	8	9	8
BOS	28	8	7	15	16
BUF	30	6	10	16	10
CGY	28	7	7	14	14
CAR	31	11	8	19	12
CHI	20	3	6	9	10
COL	32	5	8	13	20
CBJ	23	5	3	8	8
DAL	22	5	6	11	2
DET	27	2	7	9	8
EDM	31	8	6	14	12
FLA	31	8	10	18	10
LAK	20	3	6	9	12
MIN	5	3	3	6	4
MTL	29	7	7	14	10
NSH	19	3	4	7	18
NJD	39	6	8	14	14
NYI	36	14	15	29	33
NYR	41	11	12	23	20
OTT	30	6	5	11	14
PHI	39	6	12	18	12
PHX	19	5	3	8	16
PIT	8	2	0	2	4
SJS	22	4	1	5	4
STL	20	3	3	6	4
TBL	32	8	11	19	16
TOR	27	9	8	17	10
VAN	31	6	5	11	24
WSH	31	3	4	7	8
WPG	25	7	6	13	10
Totals	798	175	199	374	363

Up-To-Date Player Stats: Pascal Dupuis

2012-13 SEASON

- Finished 3rd on team in goals (20) and points (t-38), 1st in plus-minus (plus-31) and shots (140). Led NHL with a plus-31 rating, while his 20 goals were tied for 13th place in the league.
- Reached 20-goal mark for 2nd straight year (3rd overall) despite playing an abbreviated NHL season.
- Finished 7th in voting for the Selke Trophy (best defensive forward) - collected 4 first-place votes, tied for 4th-most.
- In his last 65 games (dating back to last season), has totaled 30 goals and 60 points.
- Posted a 6-game scoring streak (3G-7A-10PTS) from April 3-17.
- Recorded 3 3-point games.
- Valuable penalty killer averaged 1:55 shorthanded minutes per game, ranking 3rd among team forwards.
- Finished 3rd among team forwards with 36 blocked shots.
- Appeared in all 48 games on the season - 2nd straight year of playing every game in a season. Has only missed 2 games total in the last 4 seasons, playing in 292 of a possible 294 contests.
- Tied for team lead with 7 postseason goals. Led team with 2 shorthanded goals.
- Scored 2 goals in Game 1 vs. Islanders, his 2nd-career 2-goal playoff game (last, May 8, 2003 vs. Vancouver).
- Helped Pens' PK surrender just 4 power-play goals in 52 tries (92.3% kill rate) during postseason.

CAREER/PERSONAL

- Nickname - "Duper"
- Played 11 NHL seasons and nearly 800 games with Minnesota, NY Rangers, Atlanta and Pittsburgh.
- Recorded double digits in goals every year in the league (11), and has hit 30 points 5 times in career.
- Enjoyed best NHL season of his career in 2011-12, posting new career highs in goals (25), assists (34), points (59), game-winning goals (8) and shots (214).
- Recorded an NHL-best and career-long 17-game scoring streak in 2011-12, totaling 22 points (10G-12A). His point streak is the 2nd-longest in the league over the past 3 years (Sidney Crosby, 25 games). Recorded a point in each of the final 17 regular-season games. Streak ended due to end of regular season.
- Key component of the Penguins PK unit - which ranked in the top-5 in 2 of the last 3 seasons (1st, 86.1 percent, 2010-11; 3rd, 87.8 percent, 2011-12). Pittsburgh finished with the top-ranked PK for the 1st time in team history in '10-11 while setting a franchise-high 87.8-percent rate in '11-12.

CAREER HIGHS

Goals: 3 (1 time), 12/11/08 vs. NYI

Assists: 4 (1 time), 3/25/04 at CHI

Points: 4 (1 time), 3/25/04 at CHI (4A)

SOG: 10 (1 time), 3/4/10 at NYR

PIM: 15 (1 time), 2/11/11 at NYI

Hat Tricks: 1, 12/11/08 vs. NYI (3G)

Goal Streak: 4, 11/20/06-11/25/06 (4)

Assist Streak: 5, 4/5/13-4/17/13 (7)

Point Streak: 17, 3/7/12-4/7/12 (10G-12A)

- Scored 8 shorthanded goals in past 3 seasons (2010-13), tied for most in the NHL during that span.
- Recorded first career hat trick Dec. 11, 2008 vs. NY Islanders.
- Scored game-deciding shootout goal to secure the longest shootout win in Penguins' history (7 rounds) Dec. 23, 2010 at Washington.
- Recorded 300th NHL point (assist) Dec. 11, 2011 vs. Buffalo. Played 700th NHL game Dec. 16, 2011 at Ottawa.
- Scored a goal in his first game with the Penguins Feb. 28, 2008 at Boston and has scored a goal in his first game with all 4 of his NHL teams (Minnesota, NY Rangers, Atlanta).
- Broke into NHL with Minnesota after signing as an undrafted free agent.
- Played 4 seasons in the Quebec Major Junior Hockey League with Rouyn-Noranda and Shawinigan from 1996-2000.
- Played soccer growing up in Quebec.
- Married (Carole-Lyne); 3 daughters (Maeva, Zoe and Lola); 1 son (Kody). Family resides in Blainville, Quebec in offseason.
- Signed through 2016-17 season.




CAREER STATISTICS

YEAR	TEAM	LEAGUE	REGULAR SEASON										PLAYOFFS					
			GP	G	A	PTS	PIM	+/-	PP	SH	GW	S	GP	G	A	PTS	PIM	
1996-97	Rouyn-Noranda	QMJHL	44	9	15	24	20	--	--	--	--	--	--	--	--	--	--	--
1997-98	Rouyn-Noranda	QMJHL	39	9	17	26	36	--	--	--	--	--	--	--	--	--	--	--
	Shawinigan	QMJHL	28	7	13	20	10	--	--	--	--	--	6	2	0	2	4	
1998-99	Shawinigan	QMJHL	57	30	42	72	118	--	--	--	--	--	6	1	8	9	18	
1999-00	Shawinigan	QMJHL	61	50	55	105	99	--	--	--	--	--	13	15	7	22	4	
2000-01	Minnesota	NHL	4	1	0	1	4	0	1	0	0	8	--	--	--	--	--	
	Cleveland	IHL	70	19	24	43	37	--	--	--	--	--	4	0	0	0	0	
2001-02	Minnesota	NHL	76	15	12	27	16	-10	3	2	0	154	--	--	--	--	--	
2002-03	Minnesota	NHL	80	20	28	48	44	17	6	0	4	183	16	4	4	8	8	
2003-04	Minnesota	NHL	59	11	15	26	20	5	2	0	1	127	--	--	--	--	--	
2004-05	HC Ajoie	Swiss-2	8	5	5	10	26	--	--	--	--	--	6	6	8	14	8	
2005-06	Minnesota	NHL	67	10	16	26	40	-10	4	0	2	151	--	--	--	--	--	
2006-07	Minnesota	NHL	48	10	3	13	38	-7	2	2	0	106	--	--	--	--	--	
	NY Rangers	NHL	6	1	0	1	0	-4	0	0	0	10	--	--	--	--	--	
	Atlanta	NHL	17	3	2	5	4	-6	0	0	1	40	4	1	2	3	4	
2007-08	Atlanta	NHL	62	10	5	15	24	-4	0	3	1	111	--	--	--	--	--	
	PITTSBURGH	NHL	16	2	10	12	8	4	0	0	0	32	20	2	5	7	18	
2008-09	PITTSBURGH	NHL	71	12	16	28	30	1	0	0	2	145	16	0	0	0	8	
2009-10	PITTSBURGH	NHL	81	18	20	38	16	5	0	0	5	157	13	2	6	8	4	
2010-11	PITTSBURGH	NHL	81	17	20	37	59	16	0	4	3	171	7	1	0	1	2	
2011-12	PITTSBURGH	NHL	82	25	34	59	34	18	0	3	8	214	6	2	4	6	0	
2012-13	PITTSBURGH	NHL	48	20	18	38	26	31*	2	1	2	140	15	7	4	11	12	
NHL TOTALS			798	175	199	374	363	56	20	15	29	1749	97	19	25	44	56	
PITTSBURGH TOTALS			379	94	118	212	173	75	2	8	20	859	77	14	19	33	44	

*NHL LEADER

MATT D'AGOSTINI • 22



Position: RW

Shoots: Right

Ht: 6-0

Wt: 198

DOB: 10/23/86

Birthplace: Sault Ste. Marie, ON

Acquired: Signed as a free agent on July 10, 2013.



Up-To-Date Player Stats: [Matt D'Agostini](#)

2012-13 SEASON

- Split season between New Jersey and St. Louis.
- Posted 3 goals and 6 points in 29 total games.
- Played 10 games with Riessersee of the German-2 league during the NHL's work stoppage, notching 8 points (2G-6A).

CAREER/PERSONAL

- Played part of 6 NHL seasons with Montreal, St. Louis and New Jersey.
- Best season was in 2010-11 when he set career highs in games played (82), goals (21), assists (25), points (46), power-play goals (6) and game-winning goals (5).
- Made NHL debut with Montreal on April 3, 2008 vs. Buffalo. Scored 1st career NHL goal/point Dec. 2, 2009 vs. Atlanta (Johan Hedberg).
- Originally drafted by Montreal in the 6th round (190th overall) of 2005 NHL Draft.
- Played parts of 4 seasons with Hamilton of the American Hockey League. In 162 career games posted 58 goals, 70 assists and 128 points.
- Played 2 seasons with Guelph of the Ontario Hockey League from 2004-06.
- Recorded 20-plus goals in both seasons totaling 49. Also posted 76 assists and 125 points in 125 career games.
- Hero growing up was Steve Yzerman.
- Hobbies include golf, bonfires and being with friends and family.
- First job was working for Canadian Tire.
- Signed through 2013-14 season.

CAREER VS. NHL

	GP	G	A	PTS	PIM
ANA	8	2	4	6	9
BOS	8	3	1	4	2
BUF	11	0	2	2	6
CGY	9	3	1	4	2
CAR	5	2	0	2	4
CHI	12	0	2	2	2
COL	11	0	2	2	2
CBJ	10	0	5	5	2
DAL	11	1	3	4	4
DET	14	6	2	8	8
EDM	11	4	0	4	4
FLA	10	1	0	1	4
LAK	10	2	5	7	4
MIN	8	1	0	1	7
MTL	2	1	1	2	0
NSH	14	3	0	3	8
NJD	8	2	4	6	7
NYI	7	0	0	0	4
NYR	10	2	1	3	9
OTT	10	1	0	1	4
PHI	8	3	0	3	2
PHX	9	2	2	4	7
PIT	0	0	0	0	0
SJS	9	2	3	5	4
STL	0	0	0	0	0
TBL	8	0	3	3	4
TOR	9	2	1	3	4
VAN	11	1	2	3	4
WSH	8	1	1	2	0
WPG	7	1	2	3	0
Totals	267	47	48	95	121

CAREER HIGHS

Goals: 2 (3 times), 3/17/11 at LAK

Assists: 2 (7 times), 3/29/13 at TBL

Points: 2 (19 times), 3/29/13 at TBL

SOG: 7 (2 times), 10/26/11 at VAN

PIM: 5 (5 times), 4/6/12 vs. PHX

Hat Tricks: None

Goal Streak: 4, 12/2/08-12/9/08 (4)

Assist Streak: 3, 3/10/11-3/16/11 (3)


Point Streak: 5, 3/10/11-3/19/11 (4G-5A)



CAREER STATISTICS

YEAR	TEAM	LEAGUE	REGULAR SEASON										PLAYOFFS				
			GP	G	A	PTS	PIM	+/-	PP	SH	GW	S	GP	G	A	PTS	PIM
2004-05	Guelph	OHL	59	24	22	46	29	0	3	0	--	--	4	0	2	2	8
2005-06	Guelph	OHL	66	25	54	79	81	18	8	0	--	--	15	8	20	28	16
2006-07	Hamilton	AHL	63	21	28	49	33	18	7	3	5	--	22	4	9	13	18
2007-08	Montreal	NHL	1	0	0	0	2	0	0	0	0	0	--	--	--	--	--
	Hamilton	AHL	76	23	30	53	38	-22	6	0	--	--	--	--	--	--	--
2008-09	Montreal	NHL	53	12	9	21	16	-17	3	0	1	116	3	0	0	0	0
	Hamilton	AHL	20	14	11	25	16	7	5	2	2	--	--	--	--	--	--
2009-10	Montreal	NHL	40	2	2	4	26	-12	0	0	0	48	--	--	--	--	--
	St. Louis	NHL	7	0	0	0	2	-3	0	0	0	6	--	--	--	--	--
	Hamilton	AHL	3	0	1	1	2	-1	0	0	0	--	--	--	--	--	--
2010-11	St. Louis	NHL	82	21	25	46	40	8	6	0	5	163	--	--	--	--	--
2011-12	St. Louis	NHL	55	9	9	18	27	12	3	0	3	101	4	1	0	1	4
2012-13	St. Louis	NHL	16	1	1	2	2	-4	0	0	0	19	--	--	--	--	--
	New Jersey	NHL	13	2	2	4	6	-1	0	0	0	14	--	--	--	--	--
	Riessersee	GER-2	10	2	6	8	6	0	--	--	--	--	--	--	--	--	--
NHL TOTALS			267	47	48	95	121	-17	12	0	9	467	7	1	0	1	4

DERYK ENGELLAND • 5



Position: D
Shoots: Right
Ht: 6-2
Wt: 202



DOB: 4/3/82
Birthplace: Edmonton, AB
Acquired: Signed by Penguins as a free agent on July 16, 2007.

Up-To-Date Player Stats: Deryk Engelland

2012-13 SEASON

- Finished 3rd full NHL season.
- Was plus or even in 33 of 42 games played.
- Placed 4th on the team with 57 blocked shots.
- Ranked 3rd among blueliners with 70 hits.
- Played season-high 19:12 minutes, notching an assist, 2 blocks and a plus-2 rating Feb. 3 at Washington.
- Recorded 5 blocked shots, 2 hits and 2 shots March 19 vs. Washington.
- Posted 9 points (1G-8A) and 43 PIM in 15 games with Rosenberg Elite in Norway during the NHL work stoppage.

CAREER/PERSONAL

- Nickname - "Engo"
- Has played 3 NHL seasons - all with Pittsburgh.
- Dedicated and persistent player broke into NHL at age 28. Played first full season at NHL level in 2010-11.
- Voted by Pittsburgh Chapter of the Professional Hockey Writers Association as the team's representative for the NHL Bill Masterton Award as the player who best exemplifies the qualities of perseverance, sportsmanship and dedication to hockey in 2010-11.
- Scored first NHL goal Nov. 12, 2010 vs. Tampa Bay.
- Played first NHL game Nov. 10, 2009 at Boston.
- Played for Lowell, Hershey and Wilkes-Barre/Scranton of the American Hockey League, and Las Vegas, South Carolina and Reading of the ECHL.
- Member of Wilkes-Barre/Scranton's 2008 team that appeared in the Calder Cup Final.
- Durable blueliner played in 171 straight AHL regular-season games (206 including playoffs) for Wilkes-Barre/Scranton (Oct. 3, 2007 to Nov. 6, 2009). His streak was broken due to a call-up to Pittsburgh.
- Originally drafted by New Jersey in the 6th round (194th overall) of the 2000 NHL Draft.
- Played 5 seasons with Moose Jaw of the Western Hockey League from 1998-2003.
- Lives in Las Vegas during the offseason.
- Married (Melissa); 1 son (Cash Bradley Thomas).
- Signed through 2013-14 season.

CAREER VS. NHL

	GP	G	A	PTS	PIM
ANA	3	0	1	1	7
BOS	11	0	3	3	5
BUF	10	2	2	4	4
CGY	2	0	0	0	13
CAR	8	0	1	1	18
CHI	2	0	0	0	5
COL	3	1	1	2	2
CBJ	2	1	0	1	2
DAL	3	0	0	0	2
DET	3	0	0	0	0
EDM	2	0	0	0	2
FLA	6	0	1	1	0
LAK	2	0	0	0	5
MIN	1	0	0	0	0
MTL	10	0	4	4	0
NSH	2	0	0	0	5
NJD	15	0	0	0	16
NYI	16	0	3	3	21
NYR	15	1	3	4	14
OTT	11	0	3	3	22
PHI	13	0	0	0	22
PHX	2	0	0	0	10
PIT	-	-	-	-	-
SJS	2	1	1	2	7
STL	3	0	1	1	5
TBL	9	1	1	2	27
TOR	9	0	0	0	19
VAN	2	0	0	0	0
WSH	11	0	1	1	0
WPG	9	0	2	2	17
Totals	187	7	28	35	250

CAREER HIGHS

Goals: 1 (7 times), 3/3/12 at COL
Assists: 2 (1 time), 10/20/11 vs. MTL
Points: 2 (2 times), 12/17/11 vs. BUF (1G-1A)

SOG: 5 (2 times), 2/11/12 vs. WPG
PIM: 15 (1 time), 3/15/11 at OTT
Hat Tricks: None


Goal Streak: None
Assist Streak: 3, 11/25/11-11/29/11 (3)
Point Streak: 3, 11/25/11-11/29/11 (3A)



CAREER STATISTICS

YEAR	TEAM	LEAGUE	REGULAR SEASON										PLAYOFFS					
			GP	G	A	PTS	PIM	+/-	PP	SH	GW	S	GP	G	A	PTS	PIM	
1998-99	Moose Jaw	WHL	2	0	0	0	0	--	--	--	--	--	--	--	--	--	--	--
1999-00	Moose Jaw	WHL	55	0	5	5	62	--	--	--	--	--	4	0	0	0	0	
2000-01	Moose Jaw	WHL	65	4	11	15	157	-9	2	0	3	--	4	0	0	0	10	
2001-02	Moose Jaw	WHL	56	7	10	17	102	-4	2	0	0	--	12	0	2	2	27	
2002-03	Moose Jaw	WHL	65	3	8	11	199	-13	1	0	--	--	13	1	1	2	20	
2003-04	Lowell	AHL	26	0	0	0	34	1	0	0	0	--	--	--	--	--	--	
	Las Vegas	ECHL	35	2	11	13	63	7	1	0	2	--	2	0	0	0	0	
2004-05	Las Vegas	ECHL	72	5	16	21	138	9	0	0	0	--	--	--	--	--	--	
2005-06	Hershey	AHL	37	0	4	4	77	2	0	0	0	--	1	0	0	0	0	
	South Carolina	ECHL	35	3	13	16	20	-2	1	0	0	--	--	--	--	--	--	
2006-07	Hershey	AHL	44	4	6	10	95	12	0	0	2	--	14	0	0	0	14	
	Reading	ECHL	6	0	3	3	8	3	0	0	0	--	--	--	--	--	--	
2007-08	Wilkes-Barre	AHL	80	2	15	17	141	10	0	0	1	99	23	1	3	4	14	
2008-09	Wilkes-Barre	AHL	80	3	11	14	143	-1	1	0	0	82	12	0	2	2	6	
2009-10	PITTSBURGH	NHL	9	0	2	2	17	-2	0	0	0	4	--	--	--	--	--	
	Wilkes-Barre	AHL	71	5	6	11	121	10	0	0	2	91	4	0	1	1	7	
2010-11	PITTSBURGH	NHL	63	3	7	10	123	-5	0	0	0	49	--	--	--	--	--	
2011-12	PITTSBURGH	NHL	73	4	13	17	56	10	0	0	1	86	6	0	1	1	14	
2012-13	PITTSBURGH	NHL	42	0	6	6	54	5	0	0	0	31	7	0	0	0	8	
PIT/NHL TOTALS			187	7	28	35	250	8	0	0	1	170	13	0	1	1	22	

MARC-ANDRE FLEURY • 29



Position: G
Catches: Left

Ht: 6-2

Wt: 180

DOB: 11/28/84

Birthplace: Sorel, QC

Acquired: Drafted by Penguins in the 1st round (1st overall) in the 2003 NHL Draft.



Up-To-Date Player Stats: Marc-Andre Fleury

2012-13 SEASON

- Backstopped Pens to Atlantic Division title and No. 1 seed in the Eastern Conference.
- Became the winningest goaltender in team history with his 227th victory in a 3-1 win Jan. 19 at Philadelphia.
- Became the franchise's all-time leader in shutouts with his 23rd career blanking after making 23 saves March 16 vs. NY Rangers.
- His 23 wins (4th in NHL) were 1 shy of tying for the league lead despite starting 10-12 less games than the 3 goalies ranked above him.
- Has won 20 games in each of the past 5 seasons and 6 times in his career.
- Ended the season strong, going 21-5 in his final 26 games.
- Won 8 straight games from March 4-26. Also had a 5-game winning streak from Feb. 13-24.
- Made 26 saves in Game 1 vs. NY Islanders to record 6th career playoff shutout - tying Tom Barrasso for the franchise record.
- Run of 79 consecutive playoff games played for team ended in Game 5 vs. NY Islanders.

CAREER VS. NHL

	GP	MP	GA	GAA	REC
ANA	6	358	15	2.52	4-2-0
BOS	18	1068	39	2.19	10-5-2
BUF	21	1223	54	2.65	12-5-2
CGY	5	244	7	1.71	3-1-0
CAR	19	1030	47	2.74	9-6-3
CHI	7	434	18	2.49	4-1-2
COL	7	380	16	2.52	5-1-0
CBJ	6	284	15	2.62	3-1-1
DAL	6	370	12	1.95	6-0-0
DET	9	545	25	2.75	4-5-0
EDM	6	359	16	2.67	4-2-0
FLA	19	993	41	2.48	11-7-0
LAK	6	372	14	2.25	4-2-0
MIN	5	256	16	3.75	0-5-0
MTL	26	1466	78	3.19	15-8-2
NSH	6	345	13	2.27	3-2-1
NJD	39	2218	95	2.57	15-20-4
NYI	31	1751	74	2.54	18-7-4
NYR	45	2669	118	2.65	24-13-7
OTT	22	1152	64	3.33	9-8-1
PHI	42	2376	111	2.80	23-13-1
PHX	5	247	8	1.94	3-1-0
PIT	-	-	-	-	-
SJS	5	276	13	2.83	1-2-2
STL	6	334	14	2.51	3-2-1
TBL	28	1613	65	2.42	13-10-3
TOR	25	1427	75	3.15	13-8-3
VAN	4	244	12	2.95	2-2-0
WSH	23	1337	58	2.60	13-7-2
WPG	20	1197	45	2.26	15-5-0
Totals	467	26615	1178	2.66	249-151-41

CAREER/PERSONAL

- Nickname - "Flower"
- Played 9 NHL seasons with Pittsburgh.
- Backstopped Penguins to Stanley Cup championship in 2009, coming up with clutch saves throughout the postseason.
- Owns franchise record for wins with 249 and shutouts with 23. Ranks 2nd in team history with 43 playoff wins (Barrasso, 56) and 5 playoff shutouts (Barrasso, 6).
- Recorded 200th career win Dec. 17, 2011 vs. Buffalo.
- Recorded 2nd (42, 2011-12) and 3rd (40, '06-07) most single-season win totals in team annals (43, Tom Barrasso, 1992-93).
- Recorded at least 35 wins in 5 of last 7 seasons (only years he didn't was 2007-08 when he was limited to only 35 games played due to a high ankle sprain and 2012-13 when the NHL played limited 48-game season).
- Produced a Hart Trophy-caliber season in 2010-11 with 36 wins, .918 save percentage and 2.32 goals-against average, carrying an injury-riddled team (350 man-games lost) down the stretch and tying for the division crown. Named Team MVP.
- Recorded an 11-game winning streak from Nov. 17 to Dec. 11, 2010. Tied career high with a 14-game unbeaten streak (13-0-1) from Nov. 12 to Dec. 11, 2010.
- Voted by the fans to his first All-Star Game in 2011.

CAREER HIGHS

Shots faced: 51, 1/28/06 at NYR

Saves: 47, 10/11/08 vs NJD

Shutouts: 23*, last 3/16/13 vs. NYR

Win streak: 11, 11/17/10-12/11/10

Shutout streak: 150:14, 3/24/11-3/27/11

*FRANCHISE RECORD


- Led Penguins to back-to-back Stanley Cup Final appearances (2008 and '09), winning 30 postseason games over that span.
- Stopped 55 of 58 shots in triple overtime win over Red Wings in Game 5 of 2008 Stanley Cup Final in Detroit.
- Made NHL debut as 18-year-old in 2003. Played in season opener Oct. 10 vs. Los Angeles, stopping 46 of 48 shots, including a penalty shot.
- Earned a gold medal as a member of Team Canada at 2010 Winter Olympic Games.
- Played for Team Canada in World Junior Championships (2003, '04), earning 2 silver medals.
- Played 3 seasons for Cape Breton of the Quebec Major Junior Hockey League, and part of a 4th season from 2000-04.
- Co-recipient of Dapper Dan Sportsman of the Year Award (Dan Bylsma) and named team's co-Defensive Player of the Year (Brooks Orpik) in 2012.
- Tennis is favorite sport other than hockey.
- Married (Veronique). Welcomed 1st child - daughter Estelle - April 26, 2013.
- Signed through 2014-15 season.



CAREER STATISTICS

YEAR	TEAM	LEAGUE	REGULAR SEASON							PLAYOFFS						
			GP	W	L	T	MIN	GA	SO	GAA	GP	W-L	MIN	GA	SO	GAA
1999-00	Char-Lem.	QAAA	15	4	9	0	780	36	1	2.77	--	--	--	--	--	--
2000-01	Cape Breton	QMJHL	35	12	13	2	1705	115	0	4.05	2	0-1	32	4	0	7.50
2001-02	Cape Breton	QMJHL	55	26	14	8	3043	141	2	2.78	16	9-7	1,003	55	0	3.29
2002-03	Cape Breton	QMJHL	51	17	24	6	2889	162	2	3.36	4	0-4	228	17	0	4.47
	Canada	WJC	5	4	1	0	267	7	1	1.57	--	--	--	--	--	--
2003-04	PITTSBURGH	NHL	21	4	14	2	1154	70	1	3.64	--	--	--	--	--	--
	Canada	WJC	5	4	1	0	299	9	1	1.81	--	--	--	--	--	--
	Cape Breton	QMJHL	10	8	1	1	606	20	0	1.98	4	1-3	251	13	0	3.10
	Wilkes-Barre	AHL	--	--	--	--	--	--	--	--	2	0-1	92	6	0	3.90
2004-05	Wilkes-Barre	AHL	54	26	19	4	3029	127	5	2.52	4	0-2	151	11	0	4.36
2005-06	PITTSBURGH	NHL	50	13	27	6	2809	152	1	3.25	--	--	--	--	--	--
	Wilkes-Barre	AHL	12	10	2	0	727	19	0	1.57	5	2-3	311	18	0	3.48
2006-07	PITTSBURGH	NHL	67	40	16	9	3905	184	5	2.83	5	1-4	287	18	0	3.76
2007-08	PITTSBURGH	NHL	35	19	10	2	1857	72	4	2.33	20	14-6	1,251	41	3	1.97
	Wilkes-Barre	AHL	5	3	2	0	297	7	0	1.42	--	--	--	--	--	--
2008-09	PITTSBURGH	NHL	62	35	18	7	3641	162	4	2.67	24	16-8	1,447	63	0	2.61
2009-10	PITTSBURGH	NHL	67	37	21	6	3798	168	1	2.65	13	7-6	798	37	1	2.78
	Canada	Olympics	--	--	--	--	--	--	--	--	--	--	--	--	--	--
2010-11	PITTSBURGH	NHL	65	36	20	5	3695	143	3	2.32	7	3-4	405	17	1	2.52
2011-12	PITTSBURGH	NHL	67	42	17	4	3896	153	3	2.36	6	2-4	337	26	0	4.63
2012-13	PITTSBURGH	NHL	33	23	8	0	1858	74	1	2.39	5	2-2	290	17	1	3.52
PIT/NHL TOTALS			467	249	151	41	26,615	1178	23	2.66	80	45-34	4816	219	6	2.73

TANNER GLASS • 15



Position: LW

Shoots: Left

Ht: 6-1

Wt: 210

DOB: 11/29/83

Birthplace: Regina, SK

Acquired: Signed as a free agent on July 1, 2012.



Up-To-Date Player Stats: Tanner Glass

2012-13 SEASON

- Played 1st season in a Penguins uniform.
- Led the team with 125 hits and 62 penalty minutes.
- Valuable penalty killer averaged 1:17 shorthanded minutes per game.
- Scored 1st goal as a Penguin April 11 at Tampa Bay. The goal was also his 1st career power-play goal.
- Played 1st game with Penguins Jan. 19 at Philadelphia.
- Played his 300th NHL game April 3 at NY Rangers.
- Appeared in all 48 games - the first time in his career that he's appeared in all of his team's games during the regular season.
- Scored 1st career playoff goal in Game 1 vs. NY Islanders.
- Had 1 assist and 75 PIM in 6 games with Banska Bystrica of Slovakian league during NHL work stoppage.

CAREER/PERSONAL

- Played parts of 6 NHL seasons with Florida, Vancouver, Winnipeg and Pittsburgh.
- Helped Vancouver reach the Stanley Cup Final in 2011, contributing a physical presence with 33 hits in 20 playoff games. Ranked 4th among Canucks with 130 hits in 2010-11.
- Made his NHL debut Nov. 12, 2007 against the Carolina Hurricanes while playing for the Florida Panthers. Scored first NHL goal Jan. 22, 2008 vs. Ottawa Senators.
- Drafted by Florida in the 9th round (265th overall) of the 2003 NHL Draft.
- Played 4 seasons at Dartmouth from 2003-07, majoring in history.
- Served as team captain his senior year and an alternate captain his junior season.
- Was presented with Dartmouth's McInnis Award his senior season in '06-07, which is given to the player who best reflects the spirit, camaraderie, loyalty and dedication to the men's hockey team.
- Married (Emily). 1 son (Sawyer).
- Signed through 2013-14 season.

CAREER VS. NHL

	GP	G	A	PTS	PIM
ANA	8	0	1	1	7
BOS	12	0	2	2	7
BUF	11	1	1	2	12
CGY	11	0	0	0	36
CAR	15	0	2	2	2
CHI	10	1	2	3	11
COL	12	2	4	6	17
CBJ	7	0	0	0	2
DAL	9	0	0	0	18
DET	8	0	1	1	7
EDM	15	1	0	1	9
FLA	10	0	0	0	7
LAK	8	1	0	1	7
MIN	12	0	0	0	21
MTL	13	1	0	1	11
NSH	8	0	1	1	0
NJD	12	0	0	0	14
NYI	12	0	1	1	10
NYR	12	0	0	0	44
OTT	13	2	3	5	19
PHI	13	1	3	4	17
PHX	9	1	0	1	7
PIT	7	1	1	2	9
SJS	7	0	1	1	15
STL	9	0	2	2	16
TBL	11	2	1	3	8
TOR	14	0	1	1	17
VAN	2	0	0	0	0
WSH	14	0	0	0	13
WPG	6	0	0	0	5
Totals	310	14	27	41	368

CAREER HIGHS

Goals: 1 (14 times), 4/11/13 at TBL

Assists: 2 (1 time), 10/27/11 at PHI

Points: 3 (1 time), 10/27/11 (1G-2A)

SOG: 4 (6 times), 4/11/13 at TBL

PIM: 15, 12/27/09 at CGY

Hat Tricks: None

Goal Streak: 2, 11/26/09-11/28/09 (2G)

Assist Streak: None


Point Streak: 2, 11/26/09-11/28/09 (2G)



CAREER STATISTICS

YEAR	TEAM	LEAGUE	REGULAR SEASON										PLAYOFFS				
			GP	G	A	PTS	PIM	+/-	PP	SH	GW	S	GP	G	A	PTS	PIM
2000-01	Yorkton	SMHL	39	31	29	60	120	--	--	--	--	--	4	3	1	4	10
2001-02	Penticton	BCHL	57	11	28	39	171	--	--	--	--	--	--	--	--	--	--
2002-03	Penticton	BCHL	32	15	25	40	108	--	--	--	--	--	--	--	--	--	--
	Nanaimo	BCHL	18	8	14	22	46	--	--	--	--	--	--	--	--	--	--
2003-04	Dartmouth	ECAC	26	4	7	11	18	--	--	--	--	--	--	--	--	--	--
2004-05	Dartmouth	ECAC	33	7	8	15	32	--	--	--	--	--	--	--	--	--	--
2005-06	Dartmouth	ECAC	33	12	16	28	56	--	--	--	--	--	--	--	--	--	--
2006-07	Dartmouth	ECAC	32	8	20	28	92	--	--	--	--	--	--	--	--	--	--
	Rochester	AHL	4	0	1	1	5	3	0	0	0	--	--	--	--	--	--
2007-08	Florida	NHL	41	1	1	2	39	-5	0	0	0	11	--	--	--	--	--
	Rochester	AHL	43	6	5	11	84	-10	0	0	0	--	--	--	--	--	--
2008-09	Florida	NHL	3	0	0	0	7	0	0	0	0	1	--	--	--	--	--
	Rochester	AHL	44	4	9	13	100	-4	0	0	0	--	--	--	--	--	--
2009-10	Vancouver	NHL	67	4	7	11	115	5	0	0	0	52	4	0	0	0	0
2010-11	Vancouver	NHL	73	3	7	10	72	-5	0	0	1	45	20	0	0	0	18
2011-12	Winnipeg	NHL	78	5	11	16	73	-12	0	0	1	86	--	--	--	--	--
2012-13	Banska Bystrica	SVK	6	0	1	1	75	-4	--	--	--	--	--	--	--	--	--
	PITTSBURGH	NHL	48	1	1	2	62	-11	1	0	0	38	5	1	0	1	4
NHL TOTALS			310	14	27	41	368	-28	1	0	2	233	29	1	0	1	22
PITTSBURGH TOTALS			48	1	1	2	62	-11	1	0	0	38	5	1	0	1	4

DUSTIN JEFFREY • 17



Position: C
Shoots: Left
Ht: 6-1
Wt: 205



DOB: 2/27/88

Birthplace: Sarnia, ON

Acquired: Selected by Penguins in 6th round (171st overall) of 2007 NHL Draft.

Up-To-Date Player Stats: Dustin Jeffrey

2012-13 SEASON

- Finished his 3rd NHL season with 3 goals and 6 points in 24 games played.
- Filled a variety of roles and spots in the lineup throughout the season – including working the point on the 2nd power-play unit.
- Scored 1 goal, 2 points April 22 at Ottawa.
- Tallied 11 goals, 23 points in 20 games with Zagreb Medvescak of the Austrian League during the NHL work stoppage.

CAREER/PERSONAL

- Nickname - "Jeffer"
- Saw action the past 3 seasons in the NHL with Penguins.
- Played first NHL season with the Penguins in 2010-11, appearing in 25 games. Rookie campaign cut short after tearing ACL March 24 at Philadelphia.
- Scored 2 goals, including overtime game-winner, March 5, 2011 at Boston.
- List of NHL firsts: game (Dec. 26, 2008 at New Jersey); point/assist (Dec. 30, 2008 vs. Boston); goal (Jan. 1, 2009 at Boston).
- Played 3-plus seasons with Wilkes-Barre/Scranton of the American Hockey League from 2008-11.
- Helped Wilkes-Barre/Scranton reach Calder Cup Final in 2008.
- Earned back-to-back selections to the AHL Canadian All-Star Team in 2010 and '11, although he missed the '11 contest due to being recalled by Pittsburgh.
- Played 4 years in Ontario Hockey League with Mississauga and Sault Ste. Marie from 2004-08.
- Posted back-to-back 90-point seasons for Sault Ste. Marie (2006-07, 2007-08). Named to Team OHL for '06 ADT Canada-Russia Challenge.
- Received the Dr. Bill Kelly Award as the Sault Ste. Marie Greyhounds Most Gentlemanly Player in 2006 and '07.
- Signed through 2013-14 season.

CAREER VS. NHL

	GP	G	A	PTS	PIM
ANA	2	0	0	0	0
BOS	7	3	2	5	2
BUF	6	2	1	3	0
CGY	-	-	-	-	-
CAR	5	1	0	1	2
CHI	-	-	-	-	-
COL	1	0	0	0	0
CBJ	2	0	0	0	0
DAL	-	-	-	-	-
DET	1	0	0	0	0
EDM	1	0	0	0	0
FLA	4	2	0	2	0
LAK	1	0	1	1	0
MIN	-	-	-	-	-
MTL	7	2	1	3	0
NSH	1	0	0	0	0
NJD	7	0	0	0	0
NYI	7	0	1	1	0
NYR	8	1	2	3	2
OTT	2	1	3	4	0
PHI	7	1	0	1	2
PHX	-	-	-	-	-
PIT	-	-	-	-	-
SJS	1	0	0	0	0
STL	1	0	0	0	0
TBL	4	0	0	0	0
TOR	7	1	0	1	0
VAN	-	-	-	-	-
WSH	6	0	1	1	0
WPG	2	1	0	1	0
Totals	90	15	12	27	8

CAREER HIGHS

Goals: 2 (2 times), 1/20/12 vs. MTL
Assists: 2 (2 times), 3/16/13 vs. NYR
Points: 3 (1 time), 1/20/12 vs. MTL (2G-1A)

SOG: 4 (4 times), 1/20/12 vs. MTL
PIM: 2 (4 times), 1/19/13 at PHI
Hat Tricks: None

Goal Streak: None
Assist Streak: None
Point Streak: 3, 1/22/11-2/1/11 (2G-1A)



CAREER STATISTICS

YEAR	TEAM	LEAGUE	REGULAR SEASON										PLAYOFFS				
			GP	G	A	PTS	PIM	+/-	PP	SH	GW	S	GP	G	A	PTS	PIM
2004-05	Mississauga	OHL	53	10	15	25	20	9	3	2	--	--	--	--	--	--	--
2005-06	Mississauga	OHL	30	6	9	15	26	-11	4	0	--	--	--	--	--	--	--
	Sault Ste. Marie	OHL	39	12	11	23	10	6	4	0	--	--	4	1	2	3	2
2006-07	Sault Ste. Marie	OHL	68	34	58	92	40	7	16	3	--	--	13	6	12	18	11
2007-08	Sault Ste. Marie	OHL	56	38	59	97	30	25	17	7	--	--	14	3	8	11	12
	Wilkes-Barre	AHL	--	--	--	--	--	--	--	--	--	--	15	2	1	3	4
2008-09	PITTSBURGH	NHL	14	1	2	3	0	4	0	0	0	18	--	--	--	--	--
	Wilkes-Barre	AHL	63	11	26	37	31	7	4	1	2	123	12	5	5	10	8
2009-10	PITTSBURGH	NHL	1	0	0	0	0	0	0	0	0	0	--	--	--	--	--
	Wilkes-Barre	AHL	77	24	47	71	16	16	4	3	4	236	4	0	1	1	6
2010-11	PITTSBURGH	NHL	25	7	5	12	4	5	1	0	1	39	--	--	--	--	--
	Wilkes-Barre	AHL	40	17	28	45	8	13	4	6	5	151	--	--	--	--	--
2011-12	PITTSBURGH	NHL	26	4	2	6	2	-4	0	1	0	33	--	--	--	--	--
	Wilkes-Barre	AHL	2	0	1	1	0	0	0	0	0	3	--	--	--	--	--
2012-13	Zagreb Medvescak	AUS	20	11	12	23	20	6	--	--	--	--	--	--	--	--	--
	PITTSBURGH	NHL	24	3	3	6	2	1	0	0	0	26	--	--	--	--	--
PIT/NHL TOTALS			90	15	12	27	8	6	1	1	1	116	--	--	--	--	--

JUSSI JOKINEN • 36



Position: C
Shoots: Left
Ht: 5-11
Wt: 198
DOB: 4/1/83



Birthplace: Kalajoki, Finland
Acquired: Acquired from Carolina for 2013 conditional draft pick.

Up-To-Date Player Stats: Jussi Jokinen

2012-13 SEASON

- Totaled 13 goals and 22 points in 43 games with Carolina and Pittsburgh.
- Posted 7 goals (plus a shootout-deciding goal) and 11 points in 10 games with the Penguins.
- Recorded 2 3-point games with the Penguins: April 11 at Tampa Bay (2G-1A); April 20 at Boston (1G-2A).
- Ranked 2nd on team in faceoff percentage (57.9).
- In Penguins debut, scored team's only goal and added game-deciding shootout goal in 2-1 win April 5 vs. NY Rangers.
- Led team by winning 61.3% of faceoffs (46 of 75) during the postseason.
- Posted 21 points (7G-14A) in 21 games for Karpas of Finnish League during the NHL work stoppage.
- Attended Finland's Olympic Orientation Camp in August 2013

CAREER VS. NHL

	GP	G	A	PTS	PIM
ANA	25	4	9	13	10
BOS	20	4	9	13	12
BUF	26	3	8	11	20
CGY	15	2	7	9	8
CAR	10	4	5	9	0
CHI	14	3	6	9	6
COL	17	6	7	13	4
CBJ	15	2	6	8	10
DAL	6	1	2	3	2
DET	13	2	7	9	10
EDM	15	5	8	13	4
FLA	32	6	9	15	10
LAK	24	3	9	12	2
MIN	18	4	12	16	2
MTL	21	2	5	7	6
NSH	16	1	8	9	6
NJD	21	7	4	11	20
NYI	21	4	7	11	10
NYR	21	5	2	7	6
OTT	20	0	8	8	10
PHI	18	7	9	16	16
PHX	25	6	8	14	12
PIT	19	5	12	17	2
SJS	26	4	6	10	6
STL	14	2	9	11	2
TBL	24	9	9	18	12
TOR	16	5	10	15	0
VAN	13	2	6	8	0
WSH	29	10	12	22	14
WPG	25	10	10	20	10
Totals	579	128	229	357	232

CAREER/PERSONAL

- Played nearly 600 games in 8 NHL seasons with Dallas, Tampa Bay, Carolina and Pittsburgh.
- Scored clutch goals to help Carolina reach Eastern Conference final in 2009. Deflected puck past New Jersey's Martin Brodeur with 0.2 seconds left in regulation in Game 4. Scored game-tying goal with 1:20 left in Game 7 at New Jersey (Carolina won in overtime). Scored overtime winner and had an assist in Game 3 vs. Boston.
- Has won 53.9 percent of his faceoffs in his career.
- Has scored 31 of 67 career shootout attempts – the 3rd highest total (tied) in NHL history.
- Best season was in 2009-10 when he set career highs in goals (30), points (65), power-play goals (10) and game-winning goals (6) with Carolina.
- Played 500th career NHL game Jan. 14, 2012 vs. Boston.
- Led NHL in shootout goals after scoring in 10 of 13 attempts during rookie season in 2005-06 with Dallas.
- List of NHL firsts: game (Oct. 5, 2005 vs. Los Angeles); goal/point (Oct. 11, 2005 vs. Phoenix).
- Represented Finland in Winter Olympics (2006), World Championships (2005, '06, '08, '10, '12), World Junior Championship (2002, '03), U-18 World Junior Championship (2001).
- Led Finland in scoring with 8 points (2G-6A) and won bronze medal in 2002 WJC. Also won bronze medals in 2008 WC, '06 WC, '03 WJC and '01 U-18 WJC.
- Helped lead Karpas to back-to-back league championships in 2004 and '05.

CAREER HIGHS

Goals: 4 (1 time), 11/16/07 vs. COL
Assists: 2 (32 times), 4/20/13 at BOS
Points: 4 (2 times), 11/19/10 at PIT (2G-2A)

SOG: 6 (5 times), 3/23/12 at CBJ
PIM: 6 (1 time), 3/7/12 at BUF
Hat Tricks: 1, 11/16/07 vs. COL (4G)

Goal Streak: 3, 2/22/11-2/26/11 (4)
Assist Streak: 6, 3/9/07-3/18/07 (8)
Point Streak: 10, 1/28/10-3/2/10 (9G-4A)


- Enjoys watching the NFL. Favorite team is the Dallas Cowboys after beginning his NHL career with the Stars in Dallas.
- Favorite player growing up was Jaromir Jagr.
- First hockey memory is scoring game-winning shootout goal in final game of hockey tournament when he was 8 years old.
- First job was working on his father's potato farm.
- Married (Salla); 1 Daughter (Sandra); 1 son (Jesper).
- Signed through 2013-14 season.



CAREER STATISTICS

YEAR	TEAM	LEAGUE	REGULAR SEASON										PLAYOFFS				
			GP	G	A	PTS	PIM	+/-	PP	SH	GW	S	GP	G	A	PTS	PIM
1999-00	Karpat Oulu	FIN U-18	15	6	25	31	14	--	--	--	--	--	6	2	3	5	0
	Karpat Oulu	FIN-JR.	28	4	7	11	14	--	--	--	--	--	--	--	--	--	--
2000-01	Karpat Oulu	JIN U-18	1	2	1	3	0	--	--	--	--	--	--	--	--	--	--
	Karpat Oulu	FIN-JR.	41	18	31	49	69	--	--	--	--	--	6	2	1	3	0
	Finland	U-18 WJC	6	2	0	2	2	--	--	--	--	--	--	--	--	--	--
2001-02	Karpat Oulu	FIN-JR.	2	4	1	5	2	--	--	--	--	--	1	1	1	2	0
	Karpat Oulu	FIN	54	10	6	16	38	--	--	--	--	--	4	1	0	1	0
	Finland	WJC	7	2	6	8	2	--	--	--	--	--	--	--	--	--	--
2002-03	Karpat Oulu	FIN	51	14	23	37	10	--	--	--	--	--	15	2	1	3	33
	Finland	WJC	7	6	2	8	2	--	--	--	--	--	--	--	--	--	--
2003-04	Karpat Oulu	FIN	55	15	23	38	20	--	--	--	--	--	15	3	4	7	6
2004-05	Karpat Oulu	FIN	56	23	24	47	24	--	--	--	--	--	12	3	4	7	2
	Finland	WC	7	0	1	1	2	0	0	0	0	3	--	--	--	--	--
2005-06	Dallas	NHL	81	17	38	55	30	2	8	0	2	107	5	2	1	3	0
	Finland	OLY	8	1	3	4	2	2	1	0	0	12	--	--	--	--	--
	Finland	WC	9	2	6	8	2	2	2	0	0	26	--	--	--	--	--
2006-07	Dallas	NHL	82	14	34	48	18	8	6	0	1	121	4	0	1	1	0
2007-08	Dallas	NHL	52	14	14	28	14	2	5	0	2	93	--	--	--	--	--
	Tampa Bay	NHL	20	2	12	14	4	-16	1	0	0	38	--	--	--	--	--
	Finland	WC	9	1	3	4	4	1	1	0	0	17	--	--	--	--	--
2008-09	Tampa Bay	NHL	46	6	10	16	16	-8	2	0	0	64	--	--	--	--	--
	Carolina	NHL	25	1	10	11	12	-2	0	0	1	37	18	7	4	11	2
2009-10	Carolina	NHL	81	30	35	65	36	3	10	0	6	160	--	--	--	--	--
	Finland	WC	7	2	1	3	20	0	1	0	1	20	--	--	--	--	--
2010-11	Carolina	NHL	70	19	33	52	24	3	8	0	1	136	--	--	--	--	--
2011-12	Carolina	NHL	79	12	34	46	54	-2	3	2	3	118	--	--	--	--	--
	Finland	WC	10	5	4	9	8	-2	5	0	0	33	--	--	--	--	--
2012-13	Karpat	FIN	21	7	14	21	10	3	--	--	--	--	--	--	--	--	--
	Carolina	NHL	33	6	5	11	18	-8	2	0	3	61	--	--	--	--	--
	PITTSBURGH	NHL	10	7	4	11	6	3	1	0	0	13	6	0	3	3	4
NHL TOTALS			579	128	229	357	232	-15	46	2	19	948	33	9	9	18	6
PITTSBURGH TOTALS			10	7	4	11	6	3	1	0	0	13	6	0	3	3	4

CHRIS KUNITZ • 14



Position: LW

Shoots: Left

Ht: 6-0

Wt: 193

DOB: 9/26/79

Birthplace: Regina, SK

Acquired: Acquired from Anaheim with Eric Tangradi for Ryan Whitney on Feb. 26, 2009.



Up-To-Date Player Stats: Chris Kunitz

2012-13 SEASON

- Enjoyed arguably his best NHL season by recording his 6th 20-plus goal season and 5th 50-plus point season while setting career-high plus-30 rating.
- Ranked in the top-10 of several NHL categories: goals (22, t-8th); points (52, t-7th); power-play goals (9, t-3rd); game-winning goals (5, t-6th); and plus-minus (plus-30, 2nd).
- Led team in goals (22) and power-play goals (t-9), while ranking 2nd in points (52), plus-minus (plus-30) and game-winning goals (t-5).
- Ranked 13th in voting for the Selke Trophy (best defensive forward) and 16th in voting for the Hart Memorial Trophy (MVP).
- Set new single-game career highs with 5 points (3G-2A) March 10 vs. NY Islanders and 4 goals Feb. 3 at Washington.
- Set new career-long 7-game scoring streak (8G-4A) from Feb. 22-March 7.
- Posted new career-best 5-game goal-scoring streak (7 total) from Feb. 26-March 7.
- Tied career-long assist streak at 4 games (5 total) from Feb. 10-17.
- Ranked 4th on team with 104 hits and 5th with 113 shots.
- Recorded 400th career NHL point (assist) April 20 at Boston.
- Scored playoff game-winning overtime goal (2nd of game) in Game 3 vs. NY Islanders - 1st career playoff OT goal.
- Recorded 2 goals, 3 points in Game 3 vs. NY Islanders. Was 2nd time in career with 2 playoff goals in a game (April 13, 2012 vs. Philadelphia). Both goals were scored on the power play.
- Attended Team Canada Olympic Orientation Camp in August 2013.

CAREER VS. NHL

	GP	G	A	PTS	PIM
ANA	3	0	0	0	6
BOS	16	7	5	12	4
BUF	18	6	5	11	16
CGY	21	2	9	11	12
CAR	19	4	8	12	14
CHI	16	7	5	12	29
COL	16	1	9	10	20
CBJ	20	3	8	11	16
DAL	32	8	8	16	49
DET	20	6	6	12	20
EDM	17	6	5	11	24
FLA	20	4	9	13	13
LAK	36	12	11	23	24
MIN	17	2	5	7	12
MTL	17	6	9	15	17
NSH	17	7	13	20	13
NJD	25	10	11	21	12
NYI	22	8	9	17	27
NYR	24	9	8	17	22
OTT	17	4	11	15	10
PHI	23	8	11	19	22
PHX	31	11	11	22	32
PIT	3	3	1	4	2
SJS	29	6	8	14	10
STL	19	7	7	14	15
TBL	20	10	8	18	12
TOR	15	3	7	10	12
VAN	17	2	7	9	12
WSH	16	6	6	12	8
WPG	15	4	11	15	4
Totals	581	172	231	403	489

CAREER/PERSONAL

- Nickname - "Kuni"
- Played 8-plus NHL seasons with Anaheim, Atlanta and Pittsburgh.
- Won Stanley Cup championships with Pittsburgh in 2009 and Anaheim in 2007. Established personal highs with 14 points and 13 assists during the 2009 postseason with Pittsburgh.
- Recorded 20-plus goals 6 times and 50 or more points 5 times in NHL career. Hit 60 points twice (2006-07; '11-12). Has career plus-minus rating of plus-127.
- Tied a Pittsburgh franchise record for points in a period with 4 points (1G-3A) during the 2nd period Dec. 23, 2010 vs. Ottawa - also tied his own personal single-game highs with 3 assists.
- Played in 500th career NHL game Jan. 24, 2012 at St. Louis.
- Originally signed with Anaheim as an undrafted free agent April 1, 2003.

CAREER HIGHS

Goals: 4 (1 time), 2/3/13 at WSH

Assists: 3 (8 times), 2/11/12 vs. WPG

Points: 5 (1 time), 3/10/13 vs. NYI (3G-2A)

SOG: 8 (2 times), 3/18/12 at PHI

PIM: 27 (1 time), 3/16/07 vs. CHI

Hat Tricks: 4, 3/10/13 vs. NYI (3G)

Goal Streak: 5, 2/26/13-3/7/13 (7)

Assist Streak: 4, 2/10/13-2/17/13 (5)

Point Streak: 7, 2/22/13-3/7/13 (8G-4A)




- Played 4 seasons at Ferris State from 1999-2003.
- Finalist for Hobey Baker Award (best college player) in his senior season (2002-03).
- First Ferris State player to be named Central Collegiate Hockey Association's (CCHA) Player of the Year. Also named to the CCHA All-Decade Team.
- Helped lead Bulldogs to school's first-ever regular-season CCHA championship title (22-5-1 record).
- Married (Maureen); 1 son (Zachary James); 1 daughter (Payton Marie).
- Signed through 2016-17 season.

CAREER STATISTICS

YEAR	TEAM	LEAGUE	REGULAR SEASON										PLAYOFFS					
			GP	G	A	PTS	PIM	+/-	PP	SH	GW	S	GP	G	A	PTS	PIM	
1999-00	Ferris State	CCHA	38	20	9	29	70	--	--	--	--	--	--	--	--	--	--	--
2000-01	Ferris State	CCHA	37	16	13	29	81	--	--	--	--	--	--	--	--	--	--	--
2001-02	Ferris State	CCHA	35	28	10	38	68	--	--	--	--	--	--	--	--	--	--	--
2002-03	Ferris State	CCHA	42	35	44	79	56	--	--	--	--	--	--	--	--	--	--	--
2003-04	Anaheim	NHL	21	0	6	6	12	1	0	0	0	31	--	--	--	--	--	--
	Cincinnati	AHL	59	19	25	44	101	4	5	1	2	--	9	3	2	5	24	
2004-05	Cincinnati	AHL	54	22	17	39	71	13	10	2	6	--	12	1	7	8	20	
2005-06	Atlanta	NHL	2	0	0	0	2	-3	0	0	0	0	--	--	--	--	--	--
	Anaheim	NHL	67	19	22	41	69	19	5	1	2	149	16	3	5	8	8	
	Portland	AHL	5	0	4	4	12	1	0	0	0	--	--	--	--	--	--	
2006-07	Anaheim	NHL	81	25	35	60	81	23	11	0	5	180	13	1	5	6	19	
2007-08	Anaheim	NHL	82	21	29	50	80	8	7	1	6	196	6	0	2	2	8	
	Canada	WC	9	2	5	7	4	2	0	0	0	12	--	--	--	--	--	
2008-09	Anaheim	NHL	62	16	19	35	55	9	3	0	2	139	--	--	--	--	--	
	PITTSBURGH	NHL	20	7	11	18	16	3	3	0	1	39	24	1	13	14	19	
2009-10	PITTSBURGH	NHL	50	13	19	32	39	3	2	1	0	131	13	4	7	11	8	
2010-11	PITTSBURGH	NHL	66	23	25	48	47	18	7	1	2	133	6	1	0	1	6	
2011-12	PITTSBURGH	NHL	82	26	35	61	49	16	6	0	3	230	6	2	4	6	8	
2012-13	PITTSBURGH	NHL	48	22	30	52	39	30	9	0	5	113	15	5	5	10	6	
NHL TOTALS			581	172	231	403	489	127	53	4	26	1341	99	17	41	58	82	
PITTSBURGH TOTALS			266	91	120	211	190	70	27	2	11	646	64	13	29	42	47	

KRIS LETANG • 58



Position: D
Shoots: Right
Ht: 6-0
Wt: 201



DOB: 4/24/87
Birthplace: Montreal, QC
Acquired: Drafted by Penguins in the 3rd round (62nd overall) of the 2005 NHL Draft.

Up-To-Date Player Stats: Kris Letang

2012-13 SEASON

- Nominated for his 1st career Norris Trophy (best NHL defenseman), finishing in 3rd place, after leading all NHL blueliners in assists (33) and points (t-38), despite being limited to just 35 games played. Only blueliner in league to average over a point per game (1.09).
- Finished 6th in voting for the Lady Byng Trophy (best combination of sportsmanship and gentlemanly conduct combined with high standard of play) - received 2 first-place votes.
- Workhorse led team with 25:38 minutes per game and 4:37 power-play minutes per game.
- His plus-16 rating was 8th best (tied) among all NHL defensemen.
- Topped team's blueliners with 95 shots.
- Set new career-long 6-game assist streak (12 total) from March 2-12.
- Recorded 8 shots (2nd highest career total) March 12 vs. Boston.
- Set new single-game career high with 4 assists March 2 at Montreal.
- Placed 3rd on team with 59 blocked shots.
- Tied for team lead in playoff scoring with 16 points (3G-13A). His 13 assists were highest total on team. Led all NHL D-men in assists and points.
- Set career high and tied franchise record with 4 assists in Game 4 vs. Ottawa.
- Led team in postseason ice time with 27:37 minutes per game.
- His 13 career playoff goals are 2nd most in franchise history among defensemen (Larry Murphy, 15).
- Attended Team Canada Olympic Orientation Camp in August 2013.

CAREER VS. NHL

	GP	G	A	PTS	PIM
ANA	3	1	3	4	0
BOS	18	2	8	10	6
BUF	20	2	7	9	10
CGY	5	1	5	6	4
CAR	18	1	6	7	4
CHI	3	0	0	0	2
COL	4	1	2	3	0
CBJ	7	3	2	5	2
DAL	6	1	3	4	11
DET	7	0	2	2	6
EDM	5	2	2	4	2
FLA	20	4	5	9	10
LAK	5	0	2	2	4
MIN	4	0	0	0	4
MTL	17	3	11	14	4
NSH	4	1	5	6	0
NJD	28	1	7	8	29
NYI	31	2	12	14	45
NYR	31	6	15	21	25
OTT	19	1	2	3	6
PHI	31	3	20	23	29
PHX	5	2	1	3	2
PIT	-	-	-	-	-
SJS	6	0	1	1	0
STL	5	0	3	3	0
TBL	21	1	14	15	6
TOR	20	0	10	10	14
VAN	5	0	2	2	2
WSH	17	3	5	8	8
WPG	20	3	10	13	10
Totals	385	44	165	209	245

CAREER/PERSONAL

- Nickname - "Tanger"
- Played 6-plus NHL seasons with Pittsburgh.
- Key member of Penguins' 2009 Stanley Cup championship, scoring crucial overtime goal in Game 3 of conference semifinals vs. Washington despite playing with an injury that nearly forced him to miss the game. His 5 tallies during the 2010 playoffs tied a franchise postseason high for defensemen (Larry Murphy, 1991).
- Set career highs in 2010-11 in several categories: games played (82); assists (42); points (50); and shots (236) while garnering buzz as Norris Trophy candidate (best NHL defenseman).
- 2-time NHL All-Star (2011, '12). Overwhelmingly voted to 2011 All-Star Game via Fan Balloting with 477,960 votes, finishing 2nd overall (behind only teammate Sidney Crosby) despite having to be a write-in candidate.

CAREER HIGHS

Goals: 2 (3 times), 2/11/12 vs. WPG
Assists: 4 (1 time), 3/2/13 at MTL
Points: 4 (1 time), 3/2/13 at MTL (0G-4A)

SOG: 9 (1 time), 3/28/10 vs. TOR
PIM: 15 (2 times), 3/4/11 at NJD
Hat Tricks: None

Goal Streak: 2, 2/2/13-2/3/13 (2)
Assist Streak: 6, 3/2/13-3/12/13 (12)
Point Streak: 6, 3/2/13-3/12/13 (0G-12A)



- Played in 2 NHL YoungStars Games in 2008 and '09.
- Successful shootout scorer in his career (16-48, 33%). Converted his first 4 shootout attempts in 2007-08, including back-to-back game-deciding scores at Calgary Dec. 6 and at Vancouver Dec. 8. His 5 shootout goals for the season led NHL defensemen.
- Won back-to-back gold medals with Team Canada in 2006 and '07 World Junior Championships — serving as team captain in the '07 tournament.
- Represented Canada at World Under-18 Championships in 2004-05.
- Played 3 seasons with Val d'Or of the Quebec Major Junior Hockey League from 2004-07.
- Won Emile "Butch" Bouchard Trophy as QMJHL's best defenseman, Paul Dumont Trophy (best personality), Kevin Lowe Trophy (top defensive defenseman) and was a First-Team All-Star in 2006-07.
- Wishes he could have met Maurice "Rocket" Richard.
- Has 1 son (Alexander) with fiancé (Catherine).
- Signed through 2021-22 season.

CAREER STATISTICS

YEAR	TEAM	LEAGUE	REGULAR SEASON										PLAYOFFS				
			GP	G	A	PTS	PIM	+/-	PP	SH	GW	S	GP	G	A	PTS	PIM
2004-05	Val d'Or	QMJHL	70	13	19	32	79	-16	5	1	--	--	--	--	--	--	--
2005-06	Val d'Or	QMJHL	60	25	43	68	156	4	13	1	2	290	5	1	5	6	20
	Canada	WJC	6	1	2	3	2	5	0	0	1	8	--	--	--	--	--
2006-07	PITTSBURGH	NHL	7	2	0	2	4	-3	2	0	0	8	--	--	--	--	--
	Val d'Or	QMJHL	40	14	38	52	74	19	5	2	4	171	19	12	19	31	48
	Canada	WJC	6	0	6	6	12	4	0	0	0	22	--	--	--	--	--
2007-08	Wilkes-Barre	AHL	--	--	--	--	--	--	--	--	--	--	1	0	1	1	2
	PITTSBURGH	NHL	63	6	11	17	23	-1	1	0	3	68	16	0	2	2	12
2008-09	Wilkes-Barre	AHL	10	1	6	7	4	0	0	0	0	18	--	--	--	--	--
	PITTSBURGH	NHL	74	10	23	33	24	-7	4	1	3	138	23	4	9	13	26
2009-10	PITTSBURGH	NHL	73	3	24	27	51	1	0	0	0	174	13	5	2	7	6
2010-11	PITTSBURGH	NHL	82	8	42	50	101	15	4	0	2	236	7	0	4	4	10
2011-12	PITTSBURGH	NHL	51	10	32	42	34	21	4	1	3	142	6	1	4	5	21
2012-13	PITTSBURGH	NHL	35	5	33	38	8	16	1	0	1	95	15	3	13	16	8
PIT/NHL TOTALS			385	44	165	209	245	42	16	2	12	861	80	13	34	47	83

STEVE MACINTYRE • 33



Position: LW

Shoots: Left

Ht: 6-5

Wt: 250

DOB: 8/8/80

Birthplace: Brock, SK

Acquired: Signed as an unrestricted free agent on July 12, 2011.



Up-To-Date Player Stats: Steve MacIntyre

2012-13 SEASON

- Appeared in 1 game for Penguins. Finished with 2 hits and 12 PIM April 22 at Ottawa.
- Played majority of season with Wilkes-Barre/Scranton of American Hockey League.
- In 29 games with WBS, totaled 70 PIM.

CAREER/PERSONAL

- Nickname - "Mac"
- Played 91 NHL games in his career with Edmonton, Florida and Pittsburgh, collecting 175 penalty minutes.
- Posted career-high 93 penalty minutes in 34 games with Edmonton in 2010-11.
- List of NHL firsts: game (Oct. 15, 2008 at Anaheim); goal/point (Jan. 13, 2009 at Washington); assist (March 30, 2010 at Buffalo).
- Originally signed with NY Rangers as an undrafted free agent in 2003.
- Has played for Hartford, Providence, Rochester and Wilkes-Barre/Scranton of the American Hockey League.
- Totaled 635 penalty minutes in 179 career AHL games.
- Played 4 junior seasons split between Saskatoon, Red Deer, Prince Albert and Medicine Hat of the Western Hockey League from 1998-01.
- Posted 362 penalty minutes and five points (4G-1A) in 127 career junior contests.
- Married (Briana); 3 children (Koty, Kalyme and Klara).
- Signed through 2013-14 season.

CAREER VS. NHL

	GP	G	A	PTS	PIM
ANA	3	0	0	0	9
BOS	4	0	0	0	0
BUF	1	0	1	1	0
CGY	11	1	0	1	27
CAR	2	0	0	0	2
CHI	-	-	-	-	-
COL	5	0	0	0	15
CBJ	5	0	0	0	2
DAL	1	0	1	1	2
DET	1	0	0	0	0
EDM	1	0	0	0	0
FLA	-	-	-	-	-
LAK	2	0	0	0	0
MIN	7	0	0	0	22
MTL	-	-	-	-	-
NSH	3	0	0	0	5
NJD	4	0	0	0	2
NYI	2	0	0	0	0
NYR	4	0	0	0	17
OTT	4	0	0	0	12
PHI	5	0	0	0	9
PHX	1	0	0	0	0
PIT	2	0	0	0	5
SJS	2	0	0	0	0
STL	4	0	0	0	6
TBL	6	0	0	0	7
TOR	4	0	0	0	22
VAN	3	0	0	0	11
WSH	2	1	0	1	0
WPG	2	0	0	0	0
Totals	91	2	2	4	175

CAREER HIGHS

Goals: 1 (2 times), 4/10/09 vs. CGY

Assists: 1 (2 times), 1/11/11 at DAL

Points: 1, (4 times), 1/11/11 at DAL (0G-1A)

SOG: 3 (1 time), 4/10/09 vs. CGY

PIM: 12 (2 times), 4/22/13 at OTT

Hat Tricks: None

Goal Streak: None

Assist Streak: None


Point Streak: None



CAREER STATISTICS

YEAR	TEAM	LEAGUE	REGULAR SEASON										PLAYOFFS						
			GP	G	A	PTS	PIM	+/-	PP	SH	GW	S	GP	G	A	PTS	PIM		
1997-98	Saskatoon	WHL	1	0	0	0	0	--	--	--	--	--	--	--	--	--	--	--	--
1998-99	Saskatoon	WHL	55	2	0	2	190	--	--	--	--	--	--	--	--	--	--	--	--
1999-00	Red Deer	WHL	20	0	0	0	65	--	--	--	--	--	--	--	--	--	--	--	--
	Prince Albert	WHL	47	1	1	2	100	--	--	--	--	--	--	4	0	0	0	0	22
2000-01	Muskegon	UHL	11	1	1	2	58	--	--	--	--	--	--	12	0	2	2	2	23
2001-02	Bay County	CEHL	31	14	16	30	260	--	--	--	--	--	--	--	--	--	--	--	--
2002-03	St. Jean	QSPHL	10	1	1	2	68	--	--	--	--	--	--	5	0	0	0	0	24
	Muskegon	UHL	54	2	1	3	279	--	--	--	--	--	--	--	--	--	--	--	--
2003-04	Hartford	AHL	3	0	0	0	0	--	--	--	--	--	--	--	--	--	--	--	--
	Charlotte	ECHL	61	1	4	5	217	--	--	--	--	--	--	--	--	--	--	--	--
	Jacksonville	WHA2	6	0	2	2	18	--	--	--	--	--	--	5	0	1	1	1	17
2004-05	Hartford	AHL	27	1	1	2	207	--	--	--	--	--	--	--	--	--	--	--	--
	Charlotte	ECHL	46	1	4	5	214	--	--	--	--	--	--	11	0	4	4	4	17
2005-06	Charlotte	ECHL	61	3	2	5	238	--	--	--	--	--	--	1	0	0	0	0	4
2006-07	Quad City	UHL	46	2	1	3	168	-1	0	0	0	--	--	5	0	0	0	0	6
2007-08	Providence	AHL	62	2	3	5	213	-6	0	0	--	--	--	5	0	0	0	0	9
2008-09	Edmonton	NHL	22	2	0	2	40	-2	0	0	1	6	--	--	--	--	--	--	--
2009-10	Edmonton	NHL	4	0	0	0	7	0	0	0	0	0	--	--	--	--	--	--	--
	Florida	NHL	18	0	1	1	17	-3	0	0	0	3	--	--	--	--	--	--	--
	Rochester	AHL	34	0	2	2	86	-2	0	0	0	--	--	6	0	0	0	0	23
2010-11	Edmonton	NHL	34	0	1	1	93	-1	0	0	0	6	--	--	--	--	--	--	--
2011-12	PITTSBURGH	NHL	12	0	0	0	6	0	0	0	0	0	--	--	--	--	--	--	--
	Wilkes-Barre	AHL	24	1	0	1	59	-3	0	0	0	7	--	--	--	--	--	--	--
2012-13	PITTSBURGH	NHL	1	0	0	0	12	0	0	0	0	0	--	--	--	--	--	--	--
	Wilkes-Barre	AHL	29	0	0	0	70	-1	0	0	0	4	--	--	--	--	--	--	--
NHL TOTALS			91	2	2	4	175	-6	0	0	1	15	--	--	--	--	--	--	--
PITTSBURGH TOTALS			13	0	0	0	18	0	0	0	0	0	--	--	--	--	--	--	--

EVGENI MALKIN • 71



Position: C
Shoots: Left

Ht: 6-3

Wt: 195

DOB: 7/31/86

Birthplace: Magnitogorsk, Russia

Acquired: Drafted by Penguins in the 1st round (2nd overall) in the 2004 NHL Draft.



Up-To-Date Player Stats: Evgeni Malkin

2012-13 SEASON

- Limited to 31 games due to various injuries throughout the season. Still produced over a point-per-game on the season with 33 points (9G-24A).
- Finished 1st on the team with 18 power-play points (4G-14A). Collected 3 power-play points (1G-2A) Feb. 7 vs. Washington.
- Passed Kevin Stevens for 7th place (556 points) on the all-time franchise list.
- Tied for team lead with 16 playoff points (4G-12A). His 12 assists were 2nd on team.
- Recorded career-best 8-game playoff point streak (3G-11A), which included 6 multi-point games.
- His 9 assists and 11 points in Round 1 were single-series career highs.
- Began season with Magnitogorsk in the Kontinental Hockey League during NHL work stoppage. Appeared in only 37 games, but still finished 3rd in the KHL in scoring with 65 points (23G-42A).
- Attended Russia's Olympic Orientation Camp in August 2013.

CAREER/PERSONAL

- Nickname - "Geno"
- Played 7 NHL seasons with Pittsburgh and has already won Stanley Cup (2009), Conn Smythe (playoff MVP - 2009), Hart Trophy (MVP - 2012), two Art Ross Trophies (scoring champion - 2008, '12), Ted Lindsay (outstanding player as voted by peers - 2012) and Calder Trophy (rookie of the year - 2007).
- Won trifecta of NHL Awards after remarkable 2011-12 season. Returned from offseason knee surgery to record first-career 50-goal season and 109 points to win the Art Ross, Hart and Ted Lindsay awards.
- Led Penguins to Stanley Cup title in 2009, being named Conn Smythe Trophy winner as playoff MVP after posting 36 points (14G-22A). Is 4th-youngest Conn Smythe winner (22 years, 10 months).
- First player since Mario Lemieux (1992) to win Art Ross and Conn Smythe in same season (2008-09). Became the 5th player in NHL history (since expansion in 1967) to win the regular-season and postseason scoring titles in one season, joining Lemieux, Wayne Gretzky, Guy Lafleur and Phil Esposito.
- His career postseason average of 1.17 points per game (min. 40 games) ranks 7th in NHL history.
- Recorded his first playoff hat trick and added an assist for a 4-point night in Game 2 of the 2009 Eastern Conference finals vs. Carolina on May 21, 2009. His 3rd goal came on a faceoff play called "The Geno" in which he won his own draw in the offensive zone, carried the puck behind the net and scored on a spinning, backhanded shot.
- 4-time NHL All-Star (2008, '09, '11, '12) — 2 times voted as starter — ('09, '11).

CAREER VS. NHL

	GP	G	A	PTS	PIM
ANA	6	1	4	5	8
BOS	21	11	14	25	30
BUF	24	9	22	31	26
CGY	5	2	1	3	12
CAR	22	9	18	27	20
CHI	4	2	4	6	2
COL	5	3	6	9	2
CBJ	4	2	3	5	4
DAL	7	2	4	6	6
DET	5	2	3	5	2
EDM	3	0	5	5	2
FLA	22	5	15	20	8
LAK	4	5	2	7	8
MIN	4	2	1	3	4
MTL	22	11	16	27	14
NSH	5	4	3	7	10
NJD	36	15	22	37	18
NYI	39	19	30	49	42
NYR	40	19	18	37	30
OTT	25	15	11	26	20
PHI	39	21	34	55	68
PHX	7	3	6	9	6
PIT	-	-	-	-	-
SJS	5	2	2	4	6
STL	6	3	3	6	2
TBL	24	16	12	28	18
TOR	22	10	30	40	42
VAN	5	1	2	3	8
WSH	22	9	25	34	16
WPG	25	14	27	41	28
Totals	458	217	343	560	462

CAREER HIGHS

Goals: 3 (9 times), 2/25/12 vs. TBL

Assists: 5 (1 time), 1/20/07 vs. TOR

Points: 5 (7 times), 3/20/12 vs. WPG (2G-3A)

SOG: 12 (3 times), 11/12/11 at CAR

PIM: 10 (2 times), 1/23/13 vs. TOR


Hat Tricks: 9, 2/25/12 vs. TBL (3G)

Goal Streak: 6, 1/13/12-1/22/12 (9)

Assist Streak: 13, 10/16/08-11/15/08 (21)

Point Streak: 15, 1/16/10-3/4/10 (9G-15A)

- Named First-Team NHL All-Star in '07-08 and '08-09.
- Recorded 3 100-point and 4 30-plus goal seasons in career.
- Ranks 4th in team history for longest consecutive games played streak at 254. His streak began with his NHL debut on Oct. 18, 2006 and lasted until he missed a game vs. Columbus on Oct. 30, 2009.
- Earned Team MVP award in '07-08, '08-09 and '11-12.
- Recorded 13-game assist streak (21 total), 3rd-longest in Penguins history, from Oct. 16 to Nov. 15, 2008.
- Twice has had 15-game scoring streaks: Jan. 16 to March 4, 2010 (9G-14A); Oct. 23 to Nov. 22, 2007 (7G-15A).
- Recorded 200th career NHL point with an assist on Sidney Crosby's 100th career goal Oct. 18, 2008 vs. Toronto. The puck was split in half for both players to share.
- Scored first NHL goal in first game against Martin Brodeur Oct. 18, 2006 vs. New Jersey. Scored a goal in each of his first 6 games (7 goals total), becoming first NHL player in 89 years to accomplish the feat.
- Represented Russia in the Olympics (2006, '10), World Championships (2006, '07, '10, '12), World Junior Championships (2004, '05, '06) and World Under-18 Championships (2003, '04).



Won gold medal in '12 World Championship.


- Set Team Russia record for WC scoring with 19 points (11G-8A) while being named Top Forward and tournament MVP and winning gold in 2012.
- Named to All-Tournament team at 2007, '10 and '12 World Championships. Named Top Forward and Tournament MVP at '12 World Championship and '06 World Junior Championship.
- Played 4 seasons for hometown Metallurg Magnitogorsk in Russian Super League (2003-06) and Kontinental Hockey League (2012-13).
- Signed through 2021-22 season.

CAREER STATISTICS

YEAR	TEAM	LEAGUE	REGULAR SEASON										PLAYOFFS				
			GP	G	A	PTS	PIM	+/-	PP	SH	GW	S	GP	G	A	PTS	PIM
2002-03	Russia	U18 WJC	6	5	4	9	2	11	0	0	1	18	--	--	--	--	--
2003-04	Magnitogorsk	RUS	34	3	9	12	12	11	--	--	--	--	--	--	--	--	
	Russia	WJC	6	1	4	5	0	2	0	0	1	9	--	--	--	--	
2004-05	Russia	U18 WJC	6	4	4	8	31	4	1	0	0	4	--	--	--	--	
	Magnitogorsk	RUS	52	12	20	32	24	21	--	--	--	--	5	0	4	4	0
	Russia	WC	9	0	4	4	8	6	0	0	0	14	--	--	--	--	
	Russia	WJC	6	3	7	10	16	0	1	0	0	22	--	--	--	--	
2005-06	Magnitogorsk	RUS	46	21	26	47	46	28	--	--	--	--	11	5	10	15	41
	Russia	Olympics	7	2	4	6	31	5	0	1	0	17	--	--	--	--	
	Russia	WC	7	3	6	9	6	7	0	1	0	20	--	--	--	--	
2006-07	Russia	WJC	6	4	6	10	12	5	3	0	1	26	--	--	--	--	
	PITTSBURGH	NHL	78	33	52	85	80	2	16	0	6	242	5	0	4	4	8
	Russia	WC	9	5	5	10	6	5	2	0	0	33	--	--	--	--	
2007-08	PITTSBURGH	NHL	82	47	59	106	78	16	17	0	5	272	20	10	12	22	24
2008-09	PITTSBURGH	NHL	82	35	78*	113*	80	17	14	2	4	290	24	14	22*	36*	51
2009-10	PITTSBURGH	NHL	67	28	49	77	100	-6	13	2	7	268	13	5	6	11	6
	Russia	Olympics	4	3	3	6	0	0	2	0	1	17	--	--	--	--	
2010-11	PITTSBURGH	NHL	43	15	22	37	18	-4	5	0	3	182	--	--	--	--	
2011-12	PITTSBURGH	NHL	75	50	59	109*	70	18	12	0	9	339*	6	3	5	8	6
	Russia	WC	10	11	8	19	4	16	5	0	2	47	--	--	--	--	
2012-13	PITTSBURGH	NHL	31	9	24	33	36	5	4	0	3	99	15	4	12	16	26
	Magnitogorsk	KHL	37	23	42	65	58	23	--	--	--	--	--	--	--	--	
PIT/NHL TOTALS			458	217	343	560	462	48	81	4	37	1692	83	36	61	97	121

*NHL LEADER

PAUL MARTIN • 7



Position: D
Shoots: Left
Ht: 6-1
Wt: 200



DOB: 3/5/81
Birthplace: Minneapolis, MN
Acquired: Signed by Penguins as an unrestricted free agent on July 1, 2010.

CAREER VS. NHL

	GP	G	A	PTS	PIM
ANA	6	0	1	1	0
BOS	30	2	8	10	8
BUF	27	3	10	13	2
CGY	6	0	3	3	2
CAR	28	3	11	14	14
CHI	8	1	2	3	0
COL	7	0	6	6	4
CBJ	7	4	2	6	0
DAL	8	0	2	2	4
DET	5	0	0	0	0
EDM	4	0	0	0	2
FLA	29	2	9	11	8
LAK	7	1	2	3	0
MIN	6	1	1	2	4
MTL	28	1	13	14	10
NSH	5	0	0	0	0
NJD	14	1	3	4	4
NYI	50	4	19	23	10
NYR	51	1	10	11	8
OTT	29	0	17	17	14
PHI	52	2	19	21	20
PHX	6	0	3	3	0
PIT	36	2	8	10	14
SJS	3	0	1	1	0
STL	8	0	1	1	0
TBL	27	4	9	13	6
TOR	29	1	11	12	6
VAN	6	0	2	2	2
WSH	31	2	13	15	10
WPG	31	2	14	16	12
Totals	584	37	200	237	164

Up-To-Date Player Stats: Paul Martin

2012-13 SEASON

- One of Pens' best defensemen throughout the season. Named team's Defensive Player of the Year.
- Despite being limited to only 34 games, still topped 20 points for 8th time in career and tied personal career high with 6 goals.
- Ranked 2nd on team in ice time per game (25:19) and shorthanded minutes (3:08).
- Strong second half of season. Recorded 20 points (5G-15A) in last 26 games played, and was a plus or even in his final 13 games.
- Averaged 3:11 power-play minutes per game.
- Notched 200th career assist April 27 vs. Carolina.
- Set playoff career highs in games played (15), goals (2), assists (9) and points (11).
- Placed 2nd on team with 26:38 minutes per game in postseason. Was 2nd overall and 1st among team's blueliners with 3:17 shorthanded minutes per game. Led team with 38 blocked shots in playoffs.
- Established career-long 4-game playoff scoring streak (2G-4A).
- Scored 3rd-period, game-tying goal to force overtime in Game 6 vs. NY Islanders.
- Played career-high 37:16 playoff minutes and blocked 8 shots in Game 3 vs. Ottawa.
- Attended Team USA Olympic Orientation Camp in August 2013.

CAREER/PERSONAL


- Nickname - "Pauly"
- Played 9 NHL seasons with New Jersey and Pittsburgh.
- Topped 20 points 8 times in his career and 20-plus assists 6 times.
- Ranked 2nd on Penguins in average ice time in each of first 3 years with Pittsburgh (23:21 in 2010-11; 23:00 in '11-12; 25:22 in '12-13).
- Became second defenseman in Penguins history to score 2 unassisted goals in 1 game Dec. 4, 2010 at Columbus (Ab DeMarco, Feb. 24, 1974 at Chicago).
- Tallied his first goal as a Penguin against his former Devils teammates on Oct. 11, 2010.
- Played first 6 seasons of career with New Jersey after the Devils selected him in the 2nd round (62nd overall) of the 2000 NHL Draft.
- His best NHL season came in 2005-06 with New Jersey when he established career highs in assists (32) and points (37).
- Chosen to represent Team USA at 2010 Winter Olympics, but did not play due to injury.

CAREER HIGHS

Goals: 2 (2 times), 12/4/10 at CBJ
Assists: 3 (3 times), 2/20/13 vs. PHI
Points: 3 (4 times), 2/20/13 vs. PHI (3A)

SOG: 6 (3 times), 11/21/08 vs. NYI
PIM: 6 (1 time), 2/13/13 vs. OTT
Hat Tricks: None

Goal Streak: 2, 2/24/13-2/26/13 (2)
Assist Streak: 5, 12/26/05-1/3/06 (6)
Point Streak: 5, 12/26/05-1/3/06 (6A)




- Played for Team USA in World Championships (2005, '08), World Cup (2004) and World Junior Championships (2001).
- Played 3 seasons with University of Minnesota from 2000-03, helping the Golden Gophers to back-to-back NCAA titles in 2002 and '03.
- Native of Elk River, Minnesota.
- Named Minnesota's "Mr. Hockey" in 2000 as the most outstanding senior player in the state while playing for Elk River.
- Signed through 2014-15 season.

CAREER STATISTICS

YEAR	TEAM	LEAGUE	REGULAR SEASON										PLAYOFFS					
			GP	G	A	PTS	PIM	+/-	PP	SH	GW	S	GP	G	A	PTS	PIM	
1998-99	Elk River	HS	24	9	11	20	--	--	--	--	--	--	--	--	--	--	--	--
1999-00	Elk River	HS	24	15	35	50	26	--	--	--	--	--	--	--	--	--	--	--
2000-01	Minnesota	WCHA	38	3	17	20	8	--	--	--	--	--	--	--	--	--	--	--
	United States	WJC	7	0	4	4	2	0	0	0	0	7	--	--	--	--	--	--
2001-02	Minnesota	WCHA	44	8	30	38	22	--	--	--	--	--	--	--	--	--	--	--
2002-03	Minnesota	WCHA	45	9	30	39	32	--	--	--	--	--	--	--	--	--	--	--
2003-04	New Jersey	NHL	70	6	18	24	4	12	2	0	2	82	5	1	1	2	4	
2004-05	Fribourg-Gotteron	Swiss	11	3	4	7	2	--	--	--	--	--	--	--	--	--	--	--
	United States	W-Cup	3	0	1	1	0	3	--	--	--	--	--	--	--	--	--	--
	United States	WC	7	0	0	0	2	0	0	0	0	3	--	--	--	--	--	--
2005-06	New Jersey	NHL	80	5	32	37	32	1	3	0	0	97	9	0	3	3	4	
2006-07	New Jersey	NHL	82	3	23	26	18	-9	1	0	0	84	11	0	4	4	6	
2007-08	New Jersey	NHL	73	5	27	32	22	20	2	0	2	93	5	1	2	3	2	
	United States	WC	7	1	7	8	0	2	0	0	0	8	--	--	--	--	--	
2008-09	New Jersey	NHL	73	5	28	33	36	21	2	0	1	107	7	0	4	4	2	
2009-10	New Jersey	NHL	22	2	9	11	2	10	1	0	0	21	5	0	0	0	0	
2010-11	PITTSBURGH	NHL	77	3	21	24	16	9	2	0	1	104	7	0	2	2	2	
2011-12	PITTSBURGH	NHL	73	2	25	27	18	9	0	0	0	93	3	1	0	1	0	
2012-13	PITTSBURGH	NHL	34	6	17	23	16	14	2	0	1	38	15	2	9	11	4	
NHL TOTALS			584	37	200	237	164	87	15	0	7	719	67	5	25	30	24	
PITTSBURGH TOTALS			184	11	63	74	50	32	4	0	2	235	25	3	11	14	6	

JAMES NEAL • 18



Position: RW

Shoots: Left

Ht: 6-2

Wt: 208

DOB: 9/3/87

Birthplace: Whitby, ON

Acquired: Acquired from Dallas with Matt Niskanen for Alex Goligoski on Feb. 21, 2011.

Up-To-Date Player Stats: James Neal

2012-13 SEASON

- Posted 5th straight 20-plus goal season despite playing in only 40 games. His 21 goals ranked 2nd on the team and 10th (tied) in NHL.
- Led team with 6 game-winning goals and 9 power-play goals (tied). Placed 2nd with 136 shots.
- Returned to lineup in final game of regular season April 27 vs. Carolina after missing 8 games with a concussion. Recorded his 3rd career hat trick - added an assist for a 4-point night.
- Scored a goal in 4 straight games (4 total) from March 4-10 - tying a career-best goal-scoring streak. Also tied career-best assist streak with helpers in 4 straight games from Feb. 20-26 (4 total).
- Recorded a 6-game scoring streak with 9 points (4G-5A) from March 2-12.
- Notched a point in 16 of 19 games from Feb. 3-March 12. Totaled 24 points (12G-12A) during the stretch.
- Set career playoff highs in goals (6) and points (10). His 6 goals ranked 3rd on team.
- Posted 1st career playoff hat trick with 3 goals in Game 5 vs. Ottawa. Added an assist for a playoff career-high 4 points.
- Scored 5 of the 6 goals in back-to-back contests - Games 4 and 5 vs. Ottawa. Also had 2 assists for 7 points in 2-game span.
- Attended Team Canada Olympic Orientation Camp in August 2013.

CAREER VS. NHL

	GP	G	A	PTS	PIM
ANA	15	2	9	11	0
BOS	10	2	4	6	11
BUF	10	5	3	8	8
CGY	12	4	5	9	6
CAR	11	7	3	10	6
CHI	12	5	5	10	10
COL	12	3	5	8	10
CBJ	12	6	3	9	28
DAL	2	2	0	2	0
DET	13	3	6	9	14
EDM	14	7	2	9	21
FLA	12	5	5	10	4
LAK	14	4	3	7	23
MIN	10	5	2	7	4
MTL	10	2	4	6	12
NSH	11	2	10	12	4
NJD	16	3	3	6	6
NYI	15	8	4	12	12
NYR	15	6	7	13	12
OTT	10	3	3	6	10
PHI	15	7	1	8	12
PHX	16	4	2	6	15
PIT	3	0	1	1	2
SJS	16	6	6	12	10
STL	14	6	3	9	14
TBL	10	4	7	11	16
TOR	12	5	4	9	14
VAN	12	4	3	7	4
WSH	10	6	4	10	2
WPG	10	8	3	11	4
Totals	354	134	120	254	294

CAREER/PERSONAL

- Nickname - "Nealer"
- Played 5 NHL seasons with Dallas and Pittsburgh.
- Has recorded 20-plus goals in each of his 5 NHL seasons. Scored career-high 40 goals in 2011-12.
- Set career highs across the board in games played (80), goals (40), assists (41), points (81), power-play goals (18) and shots (329) in 2011-12. Scored an NHL-best 18 power-play goals, while his goals (40, 4th), points (81, t-7th) and shots (329, 2nd) each ranked top-10 in the league.
- Named to All-Star Game in 2012. Played in 2009 NHL YoungStars Game.
- Recorded 100th NHL goal Jan. 24, 2012 at St. Louis; 100th NHL assist March 15, 2012 at NY Rangers; 200th NHL point (assist) March 11, 2012 vs. Boston; and played in 300th NHL game March 7, 2012 at Toronto.
- Scored a goal in first 8 home games of 2011-12 season from Oct. 11-Nov. 15 (10 total). Home goal-scoring streak ties (Evgeni Malkin) for second-best in franchise history.
- Scored first career NHL playoff goal as a Penguin in dramatic fashion with a double-overtime game-winner in Game 4 of 2011 opening-round contest against Tampa Bay.

CAREER HIGHS

Goals: 3 (3 times), 4/27/13 vs. CAR
Assists: 4 (1 time), 3/22/12 vs. NSH
Points: 4 (3 times), 4/27/13 vs. CAR (3G-1A)

SOG: 12 (1 time), 3/27/12 vs. NYI
PIM: 19 (1 time), 11/19/09 vs. CBJ
Hat Tricks: 3, 4/27/13 vs. CAR (3G)

Goal Streak: 4, 3/4/13-3/10/13 (4)
Assist Streak: 4, 2/20/13-2/26/13 (4)
Point Streak: 8, 12/8/11-12/27/11(7G-4A)




- Broke into NHL in 2008-09 at 21 years old, scoring 24 goals and 37 points in rookie campaign - first Stars rookie to score 20 goals since the franchise moved to Dallas.
- Originally drafted by Dallas in the 2nd round (33rd overall) of the 2005 NHL Draft.
- Represented his country in 2009 and '11 World Championships, 2007 World Junior Championships and 2005 Under-18 World Junior Championships. Won a gold medal with Canada at the 2007 World Junior Championships.
- Played 3-plus seasons with Plymouth of the Ontario Hockey League from 2003-07.
- Named OHL First-Team All-Star and OHL's Best Checker in 2007. Played in '07 OHL All-Star Game and ADT Russia-Canada Challenge.
- Signed through 2017-18 season.

CAREER STATISTICS

YEAR	TEAM	LEAGUE	REGULAR SEASON										PLAYOFFS				
			GP	G	A	PTS	PIM	+/-	PP	SH	GW	S	GP	G	A	PTS	PIM
2003-04	Plymouth	OHL	9	2	4	6	0	--	--	--	--	--	--	--	--	--	--
2004-05	Plymouth	OHL	67	18	26	44	32	-5	7	0	--	--	4	1	1	2	6
	Canada	WJ18	6	1	1	2	6	-1	1	0	0	6	--	--	--	--	--
2005-06	Plymouth	OHL	66	21	37	58	109	1	12	0	--	--	13	9	7	16	33
2006-07	Plymouth	OHL	45	27	38	65	94	28	11	2	--	--	20	13	12	25	54
	Canada	WJC	6	0	0	0	8	0	0	0	0	2	--	--	--	--	--
2007-08	Iowa	AHL	62	18	19	37	63	1	7	0	--	--	--	--	--	--	--
2008-09	Dallas	NHL	77	24	13	37	51	-11	9	0	2	171	--	--	--	--	--
	Manitoba	AHL	5	4	1	5	2	4	0	1	1	--	--	--	--	--	--
	Canada	WC	3	1	2	3	2	4	0	0	0	3	--	--	--	--	--
2009-10	Dallas	NHL	78	27	28	55	64	-5	2	1	4	200	--	--	--	--	--
2010-11	Dallas	NHL	59	21	18	39	60	8	5	0	3	160	--	--	--	--	--
	PITTSBURGH	NHL	20	1	5	6	6	-1	0	0	0	52	7	1	1	2	6
	Canada	WC	6	2	3	5	10	3	0	0	1	20	--	--	--	--	--
2011-12	PITTSBURGH	NHL	80	40	41	81	87	6	18*	0	4	329	5	2	4	6	12
2012-13	PITTSBURGH	NHL	40	21	15	36	26	5	9	0	6	136	13	6	4	10	8
NHL TOTALS			354	134	120	254	294	2	43	1	19	1048	25	9	9	18	26
PITTSBURGH TOTALS			140	62	61	123	119	10	27	0	10	517	25	9	9	18	26

*NHL LEADER

MATT NISKANEN • 2



Position: D
Shoots: Right
Ht: 6-0
Wt: 209



DOB: 12/6/86
Birthplace: Virginia, MN
Acquired: Acquired from Dallas with James Neal for Alex Goligoski on Feb. 21, 2011.

Up-To-Date Player Stats: Matt Niskanen

2012-13 SEASON

- Saw action on team's power play – averaging 2:00 man-advantage minutes per game.
- Ranked 4th among defensemen with 20:21 minutes per game.
- Notched season highs in blocked shots (6) and minutes (25:58) April 5 vs. NY Rangers.
- Scored goals in back-to-back games (2 total) for 1st time in career Feb. 20-22.
- Won team's Baz Bastien "Good Guy" Award, as voted by Pittsburgh Chapter of the Professional Writers Association, for his cooperation throughout the year with the media.
- Played 400th NHL game April 3 at NY Rangers.
- Established playoff career high with 26:54 minutes played in Game 3 vs. Ottawa.
- Tied single-game career high with plus-3 rating in Game 2 vs. Ottawa.

CAREER/PERSONAL

- Nickname - "Nisky"
- Played 6 NHL seasons with Dallas and Pittsburgh.
- Broke into NHL with Dallas Stars in 2007-08 at 20 years old, leading all rookie defensemen with a plus-22 rating.
- Set career highs in assists (29) and points (35) in 2008-09 campaign.
- Played in 2008 YoungStars Game at NHL All-Star Weekend.
- Originally drafted by Dallas in the 1st round (28th overall) of the 2005 NHL Draft.
- Represented United States in 2009 World Championships and 2006 World Junior Championships.
- Played 2 collegiate seasons with Minnesota-Duluth from 2005-07.
- Named All-WCHA First-Team as sophomore after posting 31 points (9G-22A) in 39 contests (Western Collegiate Hockey Association).
- Idolized Penguins owner/Hall of Famer Mario Lemieux as a kid.
- First job was a youth hockey referee.
- Talented athlete was captain of high school football and baseball teams.
- Avid hunter and fisherman.
- Signed through 2013-14 season.

CAREER VS. NHL

	GP	G	A	PTS	PIM
ANA	22	1	4	5	4
BOS	12	1	3	4	24
BUF	12	1	3	4	8
CGY	16	1	3	4	6
CAR	13	0	5	5	2
CHI	14	0	4	4	4
COL	15	0	4	4	12
CBJ	14	0	2	2	4
DAL	2	0	0	0	0
DET	15	1	4	5	6
EDM	15	1	4	5	9
FLA	13	2	3	5	11
LAK	21	1	2	3	10
MIN	14	4	2	6	10
MTL	12	0	5	5	0
NSH	14	1	3	4	8
NJD	15	1	3	4	4
NYI	11	0	2	2	4
NYR	14	1	4	5	8
OTT	10	2	1	3	6
PHI	14	1	4	5	12
PHX	23	2	6	8	12
PIT	4	0	0	0	5
SJS	21	2	5	7	10
STL	16	0	4	4	10
TBL	11	0	2	2	12
TOR	13	1	7	8	0
VAN	16	0	2	2	2
WSH	8	1	1	2	4
WPG	10	0	4	4	8
Totals	410	25	96	121	215

CAREER HIGHS

Goals: 1 (25 times), 3/19/13 vs. WSH
Assists: 3 (1 time), 2/6/09 vs. NYR
Points: 3 (2 times), 2/6/09 vs. NYR (3A)

SOG: 6 (3 times), 10/8/11 at CGY
PIM: 15 (1 time), 11/1/08 at BOS
Hat Tricks: None


Goal Streak: 2, 2/20/13-2/22/13 (2)
Assist Streak: 5, 1/31/09-2/8/09 (8)
Point Streak: 5, 1/31/09-2/8/09 (8A)



CAREER STATISTICS

YEAR	TEAM	LEAGUE	REGULAR SEASON										PLAYOFFS						
			GP	G	A	PTS	PIM	+/-	PP	SH	GW	S	GP	G	A	PTS	PIM		
2005-06	Minn-Duluth	WCHA	38	1	13	14	40	--	--	--	--	--	--	--	--	--	--	--	--
	United States	WJC	7	0	0	0	6	0	0	0	0	3	--	--	--	--	--	--	--
2006-07	Minn-Duluth	WCHA	39	9	22	31	42	--	--	--	--	--	--	--	--	--	--	--	--
	Iowa	AHL	13	0	3	3	6	-4	0	0	0	--	12	2	5	7	10		
2007-08	Dallas	NHL	78	7	19	26	36	22	2	0	0	99	16	0	3	3	10		
2008-09	Dallas	NHL	80	6	29	35	52	-11	2	0	0	111	--	--	--	--	--		
	United States	WC	9	1	2	3	2	2	1	0	0	7	--	--	--	--	--		
2009-10	Dallas	NHL	74	3	12	15	18	-15	0	0	2	110	--	--	--	--	--		
2010-11	Dallas	NHL	45	0	6	6	30	-1	0	0	0	51	--	--	--	--	--		
	PITTSBURGH	NHL	18	1	3	4	20	-2	0	0	0	26	7	0	1	1	0		
2011-12	PITTSBURGH	NHL	75	4	17	21	47	9	3	0	0	118	4	1	2	3	6		
2012-13	PITTSBURGH	NHL	40	4	10	14	12	4	0	0	2	67	15	0	2	2	11		
	NHL TOTALS		410	25	96	121	215	6	7	0	4	582	42	1	8	9	27		
	PITTSBURGH TOTALS		133	9	30	39	79	11	3	0	2	211	26	1	5	6	17		

BROOKS ORPIK • 44



Position: D

Shoots: Left

Ht: 6-2

Wt: 219

DOB: 9/26/80

Birthplace: San Francisco, CA

Acquired: Drafted by Penguins in the 1st round (18th overall) of the 2000 NHL Draft.



CAREER VS. NHL

	GP	G	A	PTS	PIM
ANA	8	0	2	2	0
BOS	31	3	2	5	30
BUF	33	0	5	5	26
CGY	4	0	2	2	0
CAR	30	1	4	5	60
CHI	7	0	1	1	4
COL	8	2	6	8	4
CBJ	7	0	2	2	12
DAL	8	0	2	2	4
DET	8	0	2	2	2
EDM	3	0	1	1	2
FLA	34	0	5	5	24
LAK	7	0	1	1	17
MIN	7	0	1	1	13
MTL	33	0	7	7	41
NSH	6	1	1	2	8
NJD	49	0	7	7	36
NYI	55	3	10	13	68
NYR	52	0	5	5	65
OTT	32	0	2	2	20
PHI	53	1	10	11	67
PHX	9	0	0	0	17
PIT	-	-	-	-	-
SJS	8	0	0	0	10
STL	8	0	1	1	12
TBL	33	0	6	6	28
TOR	30	0	8	8	34
VAN	3	0	1	1	5
WSH	33	0	7	7	49
WPG	32	0	7	7	30
Totals	631	11	108	119	688

Up-To-Date Player Stats: Brooks Orpik

2012-13 SEASON

- Became the franchise's all-time games played leader among defensemen (622) April 2 vs. Buffalo. Current total stands at 631.
- Won 3rd straight Player's Player Award – as voted by his teammates to the player that best exemplifies leadership for the team on and off the ice and dedication to teamwork.
- Led team's defensemen with a plus-17 rating, which also ranked 7th among all NHL blueliners. Finished plus or even in 36 of his 46 contests and in 20 of last 24 games.
- Topped team with 114 blocked shots.
- Led team's blueliners with 119 hits (season-high 7 hits March 17 vs. Boston).
- Paced team with 3:10 shorthanded minutes per game while placing 3rd with 22:17 minutes overall.
- Established career-long 3-game assist/point streak (3 total) from Feb. 15-20.
- Set team record with 9 blocked shots Jan. 27 at Ottawa.
- Played 600th NHL game Feb. 15 at Winnipeg.
- Led team's defensemen with 37 hits and ranked 2nd (tied) overall with 26 blocked shots during the 2013 postseason.
- Scored series-clinching overtime goal in Game 6 vs. NY Islanders. Tally was 1st career playoff goal.
- Missed 1st 3 games vs. NY Islanders with lower-body injury. Marked 1st time in career to miss a playoff game – ending streak of 75 straight postseason appearances.
- Attended Team USA Olympic Orientation Camp in August 2013.

CAREER/PERSONAL

- Nickname - "Brooksy"
- Has won a Stanley Cup (Pittsburgh, 2009), Olympic silver medal (Team USA, 2010) and NCAA national title (Boston College, 2001).
- Played 9-plus NHL seasons, all with Pittsburgh.
- Is the Penguins' franchise leader for games played (631) for a defenseman.
- Team leader wears an "A" on his sweater as an alternate captain on the road.
- Defensive anchor of Penguins' 2009 Stanley Cup championship team.
- Key component of the Penguins' successful PK unit - which ranked in the top-5 in 2 of the past 3 seasons (1st, 86.1 percent, 2010-11; 3rd, 87.8 percent, 2011-12). Pittsburgh finished with the top-ranked PK for the first time in team history in '10-11 while setting a franchise-high 87.8-percent rate in '11-12.
- Named Penguins' Defensive Player of the Year 3 times (2009-10, '10-11, '11-12). 3-time recipient of Player's Player Award, given to the player that exemplifies

CAREER HIGHS

Goals: 1 (11 times), 11/21/11 vs. NYI

Assists: 3 (1 time), 3/28/10 vs. TOR

Points: 3 (1 time), 3/28/10 vs. TOR (3A)

SOG: 4 (2 times), 3/27/07 at WSH

PIM: 19 (1 time), 3/4/06 vs. CAR

Hat Tricks: None

Goal Streak: None

Assist Streak: 3, 2/15/13-2/20/13 (3)

Point Streak: 3, 2/15/13-2/20/13 (3A)

leadership on and off ice and is dedicated to teamwork (2010-11, '11-12, '12-13).


- As a rookie in 2003-04, he won the Baz Bastien Good Guy Award, given to the player who the local media acknowledges for his cooperation throughout the year.
- Has recorded over 200 hits in 6 of his 9 full seasons.
- Named to Eastern Conference Young Guns team at 2004 All-Star Game.
- Made NHL/Penguins debut on Dec. 10, 2002 at Toronto. Became NHL regular in 2003-04 season, playing in 74 games.
- Earned silver medal with Team USA at 2010 Winter Olympic Games in Vancouver. Represented Team USA at the World Championships (2006) and World Junior Championships (2000).
- Played 3 seasons at Boston College from 1998-01, helping the Eagles win the NCAA Division I national championship in 2001.
- Spent a majority of his childhood growing up in Buffalo, NY.
- Married (Erin).
- Signed through 2013-14 season.



CAREER STATISTICS

YEAR	TEAM	LEAGUE	REGULAR SEASON										PLAYOFFS				
			GP	G	A	PTS	PIM	+/-	PP	SH	GW	S	GP	G	A	PTS	PIM
1996-97	Thayer Acad.	USHS	20	4	1	5	--	--	--	--	--	--	--	--	--	--	--
1997-98	Thayer Acad.	USHS	22	0	7	7	--	--	--	--	--	--	--	--	--	--	
1998-99	Boston College	Hockey East	41	1	10	11	96	--	--	--	--	--	--	--	--	--	
1999-00	Boston College	Hockey East	38	1	9	10	102	--	--	--	--	--	--	--	--	--	
	United States	WJC	7	1	1	2	6	3	0	0	0	5	--	--	--	--	
2000-01	Boston College	Hockey East	40	0	20	20	124	--	--	--	--	--	--	--	--	--	
2001-02	Wilkes-Barre	AHL	78	2	18	20	99	2	1	0	0	72	--	--	--	--	
2002-03	Wilkes-Barre	AHL	71	4	14	18	105	5	0	0	1	79	6	0	0	14	
	PITTSBURGH	NHL	6	0	0	0	2	-5	0	0	0	2	--	--	--	--	
2003-04	PITTSBURGH	NHL	79	1	9	10	127	-36	0	0	0	56	--	--	--	--	
	Wilkes-Barre	AHL	3	0	0	0	2	1	0	0	0	6	24	0	4	53	
2004-05	Did Not Play																
2005-06	PITTSBURGH	NHL	64	2	7	9	124	-3	0	0	0	32	--	--	--	--	
	United States	WC	7	0	0	0	10	0	0	0	0	3	--	--	--	--	
2006-07	PITTSBURGH	NHL	70	0	6	6	82	4	0	0	0	59	5	0	0	8	
2007-08	PITTSBURGH	NHL	78	1	10	11	57	11	0	0	0	50	20	0	2	18	
2008-09	PITTSBURGH	NHL	79	2	17	19	73	10	1	0	0	39	24	0	4	22	
2009-10	PITTSBURGH	NHL	73	2	23	25	64	6	0	0	0	61	13	0	2	12	
	United States	Olympics	6	0	0	0	0	2	0	0	0	2	--	--	--	--	
2010-11	PITTSBURGH	NHL	63	1	12	13	66	12	0	0	0	56	7	0	3	14	
2011-12	PITTSBURGH	NHL	73	2	16	18	61	19	0	0	0	44	6	0	0	4	
2012-13	PITTSBURGH	NHL	46	0	8	8	32	17	0	0	0	32	12	1	1	10	
	PIT/NHL TOTALS		631	11	108	119	688	35	1	0	0	431	87	1	12	88	

ROB SCUDERI • 4



Position: D
Shoots: Left

Ht: 6-1

Wt: 216

DOB: 12/30/78

Birthplace: Syosset, NY

Acquired: Signed as a free agent on July 5, 2013.



Up-To-Date Player Stats: Rob Scuderi

2012-13 SEASON

- Finished 4th season with Los Angeles.
- Played in all 48 games, leading team in blocked shots (66) and shorthanded minutes per game (3:13).
- Stalwart penalty killer's 3:13 shorthanded minutes per game ranked 8th (tied) in the NHL and 5th (tied) among all blueliners.
- Set new career-long assist/point streak at 3 games from March 14-18 (4 total assists).
- Scored team's 1st goal of the season in opening contest Jan. 19 vs. Chicago.

CAREER/PERSONAL

- Nickname - "Scudsy"
- Played 8-plus NHL seasons with Pittsburgh and Los Angeles.
- Two-time Stanley Cup champion (Pittsburgh - 2009; Los Angeles - 2012) and won NCAA national title (Boston College - 2001).
- Key defensive cog in Penguins' 2009 championship. Paired with Hal Gill as Penguins' defensive shutdown pair, matched against opposing team's top offensive threats.
- Recorded over 100 blocked shots in 8 of last 9 seasons - only season he didn't was 2012-13 shortened season. Set career high and led Penguins with 164 blocked shots in 2008-09.
- Durable blueliner has an active consecutive games played streak of 264 - dating to Dec. 7, 2009.
- Played 500th career NHL game Jan. 14, 2012 at Calgary.
- Made NHL debut Feb. 12, 2004 at Florida.
- Originally drafted by Pittsburgh in the 5th round (134th overall) in 1998 NHL Draft.
- Played in over 300 games with Wilkes-Barre/Scranton of the American Hockey League. Helped lead WBS to Calder Cup Final in 2004.
- Played 4 collegiate seasons at Boston College from 1997-01. College teammate of Brooks Orpik.
- Won NCAA national title in senior season while being named to the Championship All-Tournament Team. Played in Frozen Four in all 4 seasons at BC.
- Finished college career as BC's all-time leader in games played (168). Only missed one game in his 4 seasons.
- Named Hockey East All-Rookie Team in 1997-98.
- Married (Courtney); 2 sons (Ryan, Brett); 1 daughter (Kate). Family resides in Boston in the offseason.
- Signed through 2016-17.

CAREER VS. NHL

	GP	G	A	PTS	PIM
ANA	24	0	3	3	0
BOS	20	0	3	3	10
BUF	15	0	3	3	8
CGY	16	1	4	5	2
CAR	19	0	3	3	12
CHI	17	1	2	3	8
COL	17	1	2	3	5
CBJ	19	0	2	2	4
DAL	26	0	2	2	10
DET	18	0	2	2	6
EDM	17	0	3	3	4
FLA	19	0	1	1	8
LAK	3	0	0	0	2
MIN	17	0	2	2	2
MTL	18	0	1	1	0
NSH	19	0	4	4	6
NJD	32	1	2	3	2
NYI	37	0	7	7	14
NYR	30	1	7	8	4
OTT	18	1	3	4	6
PHI	28	0	4	4	14
PHX	27	1	2	3	2
PIT	3	0	0	0	2
SJS	27	0	7	7	4
STL	17	0	4	4	6
TBL	15	0	1	1	8
TOR	18	0	3	3	8
VAN	17	0	1	1	2
WSH	16	0	0	0	4
WPG	16	0	1	1	6
Totals	585	7	79	86	169

CAREER HIGHS

Goals: 1 (7 times), 1/19/13 vs. CHI

Assists: 2 (4 times), 3/14/13 at SJS

Points: 2 (6 times), 3/14/13 at SJS (3A)

SOG: 4 (1 time), 10/13/11 at NJD

PIM: 5 (1 time), 2/13/10 vs. COL

Hat Tricks: None

Goal Streak: None

Assist Streak: 3, 3/14/13-3/18/13 (4)


Point Streak: 3, 3/14/13-3/18/13 (4A)



CAREER STATISTICS

YEAR	TEAM	LEAGUE	REGULAR SEASON										PLAYOFFS					
			GP	G	A	PTS	PIM	+/-	PP	SH	GW	S	GP	G	A	PTS	PIM	
1997-98	Boston College	Hockey East	42	0	24	24	12	--	--	--	--	--	--	--	--	--	--	--
1998-99	Boston College	Hockey East	41	2	8	10	20	--	--	--	--	--	--	--	--	--	--	--
1999-00	Boston College	Hockey East	42	1	12	13	22	--	--	--	--	--	--	--	--	--	--	--
2000-01	Boston College	Hockey East	43	4	19	23	42	--	--	--	--	--	--	--	--	--	--	--
2001-02	Wilkes-Barre	AHL	75	1	22	23	66	-4	1	0	0	132	--	--	--	--	--	--
2002-03	Wilkes-Barre	AHL	74	4	17	21	44	5	2	0	2	98	6	0	1	1	4	4
2003-04	PITTSBURGH	NHL	13	1	2	3	4	2	0	0	0	4	--	--	--	--	--	--
	Wilkes-Barre	AHL	64	1	15	16	54	1	0	0	0	87	24	0	3	3	14	14
2004-05	Wilkes-Barre	AHL	79	2	18	20	34	15	0	0	0	63	11	2	1	3	2	2
2005-06	PITTSBURGH	NHL	57	0	4	4	36	-18	0	0	0	28	--	--	--	--	--	--
	Wilkes-Barre	AHL	13	0	8	8	8	11	0	0	0	21	--	--	--	--	--	--
2006-07	PITTSBURGH	NHL	78	1	10	11	28	3	0	0	0	31	5	0	0	0	0	2
2007-08	PITTSBURGH	NHL	71	0	5	5	26	3	0	0	0	28	20	0	3	3	3	2
2008-09	PITTSBURGH	NHL	81	1	15	16	18	23	0	0	0	51	24	1	4	5	6	6
2009-10	Los Angeles	NHL	73	0	11	11	21	16	0	0	0	38	6	0	0	0	6	6
2010-11	Los Angeles	NHL	82	2	13	15	16	1	0	0	1	46	6	0	2	2	0	0
2011-12	Los Angeles	NHL	82	1	8	9	16	-7	0	0	0	63	20	0	1	1	4	4
2012-13	Los Angeles	NHL	48	1	11	12	4	-6	0	0	0	33	18	0	3	3	0	0
NHL TOTALS			585	7	79	86	169	17	0	0	1	322	99	1	13	14	20	20
PITTSBURGH TOTALS			300	3	36	39	112	13	0	0	0	142	49	1	7	8	10	10

BRANDON SUTTER • 16



Position: C
Shoots: Right
Ht: 6-3
Wt: 190
DOB: 2/14/89
Birthplace: Huntington, NY



Acquired: Acquired from Carolina with Brian Dumoulin and 2012 first-round draft pick for Jordan Staal.

Up-To-Date Player Stats: Brandon Sutter

2012-13 SEASON

- Played 1st season with Penguins.
- Clutch scorer had 5 game-winning goals – tied for second most on the team and new career high.
- Finished 11th in voting for the Lady Byng Trophy (best combination of sportsmanship and gentlemanly conduct combined with high standard of play) - received 2 first-place votes.
- Recorded 5-game scoring streak (3G-2A) from Feb. 2-9.
- Scored 2 goals (including game-winner) in 3:24-minute span of the 3rd period for come-from-behind win March 12 vs. Boston.
- Scored 2 goals (including overtime winner) March 2 at Montreal.
- Tied career high with 7 shots March 2 at Montreal.
- Key member of team's PK – averaging 1:53 shorthanded minutes per game (4th among forwards).
- Appeared in all 48 games and only collected 4 penalty minutes.
- Played 300th career NHL game Feb. 13 vs. Ottawa.
- Recorded 1st career playoff goal/point (Game 4) and 1st career playoff assist (Game 5) vs. NY Islanders.
- Helped Pens' PK surrender just 4 power-play goals in 52 tries (92.3% kill rate) during postseason.

CAREER/PERSONAL

- Played 5 NHL seasons with Carolina and Pittsburgh.
- Has reached double digits in goals each of the last 4 years.
- Established career highs in goals (21), assists (19) and points (40) in 2009-10. Became first NHL player to record 20-plus goals and just 2 penalty minutes since Toronto's Sergei Berezin in 1999-00.
- Named alternate captain for Carolina following his rookie season.
- Scored first NHL goal in Pittsburgh against Marc-Andre Fleury at Mellon Arena on Oct. 23, 2008.
- Made his NHL debut and earned his first NHL point with an assist on Dan LaCouture's game-winning goal vs. Florida on Oct. 10, 2008.
- Originally drafted by Carolina in the 1st round (11th overall) of the 2007 NHL Draft.
- Won a gold medal with Canada at the 2008 World Junior Championship and '06 Junior World Cup. Also represented Canada at the 2006 and '07 World U-18 Championships. Took home silver medal with Canada in '06 U-17 World Hockey Challenge.
- Played 3-plus seasons with Red Deer of the Western Hockey League from 2005-08 - where he was coached by his father, Brent. Served as alternate captain his last 2 seasons.

CAREER VS. NHL

	GP	G	A	PTS	PIM
ANA	6	1	1	2	8
BOS	18	4	6	10	2
BUF	17	5	4	9	2
CGY	3	0	1	1	0
CAR	3	0	1	1	0
CHI	3	2	0	2	2
COL	3	1	0	1	2
CBJ	4	0	1	1	0
DAL	5	0	0	0	0
DET	4	0	1	1	0
EDM	3	0	3	3	2
FLA	25	0	3	3	7
LAK	4	0	0	0	0
MIN	6	4	2	6	5
MTL	18	8	2	10	2
NSH	6	0	1	1	4
NJD	16	5	2	7	0
NYI	17	7	6	13	0
NYR	19	1	4	5	2
OTT	16	3	2	5	2
PHI	19	3	3	6	4
PHX	4	0	1	1	5
PIT	14	2	1	3	0
SJS	4	1	0	1	0
STL	5	2	1	3	0
TBL	23	0	4	4	9
TOR	17	6	2	8	4
VAN	4	0	1	1	0
WSH	23	2	5	7	4
WPG	25	7	4	11	2
Totals	334	64	62	126	68

CAREER HIGHS

Goals: 2 (5 times), 4/17/13 vs. MTL
Assists: 2 (3 times), 11/9/10 vs. EDM
Points: 3 (1 time), 2/11/10 vs. BUF

SOG: 7 (1 time), 12/23/09 vs. MTL
PIM: 7 (1 time), 3/26/11 vs. TBL
Hat Tricks: None

Goal Streak: 3, 3/29/10-4/1/10 (3)
Assist Streak: 3, 2/15/13-2/20/13 (3)
Point Streak: 6, 2/11/10-3/7/10 (4G-4A)


- Is 1 of 11 members of the Sutter family drafted into the NHL, joining his father Brent (1980, 17th overall, NY Islanders), uncles Brian (1976, 20th overall, St. Louis), Darryl (1978, 179th overall, Chicago), Duane (1979, 17th overall, NY Islanders), Rich (1982, 10th overall, Pittsburgh) and Ron (1982, 4th overall, Philadelphia), and cousins Shaun (1998, 102nd overall, Calgary), Brett (2005, 179th overall, Calgary), Brody (2011, 193rd overall, Carolina), and Lukas (2012, 39th overall, Winnipeg).
- Was born in Huntington, N.Y., while his father played for the Islanders, and began playing hockey at age 5 in Downers Grove, Ill., while his dad was a member of the Chicago Blackhawks.
- Uncle, Rich, was Pittsburgh's first-round draft pick in 1982 and played 9 games for the Penguins between '82-84.
- Calls Red Deer, Alberta his hometown. Spends his summers in Sylvan Lake, Alberta.
- Favorite player growing up was Jarome Iginla - who he was teammates and occasional linemates with during the second half of the 2012-13 season.
- Enjoys playing golf and watching football.
- Signed through 2013-14 season.



CAREER STATISTICS

YEAR	TEAM	LEAGUE	REGULAR SEASON										PLAYOFFS				
			GP	G	A	PTS	PIM	+/-	PP	SH	GW	S	GP	G	A	PTS	PIM
2003-04	Red Deer	AMBHL	35	25	34	59	28	--	--	--	--	--	11	5	4	9	--
2004-05	Red Deer	AMHL	34	4	16	20	28	--	--	--	--	--	--	--	--	--	--
	Red Deer	WHL	7	0	2	2	8	1	0	0	--	--	7	1	4	5	2
2005-06	Red Deer	WHL	68	22	24	46	36	-7	8	3	--	--	--	--	--	--	--
	Canada	WJ-18	7	2	0	2	2	3	1	0	0	15	--	--	--	--	--
2006-07	Red Deer	WHL	71	20	37	57	54	-3	6	3	2	--	7	0	3	3	14
	Canada	WJ-18	6	1	1	2	2	0	0	0	0	4	--	--	--	--	--
2007-08	Red Deer	WHL	59	26	23	49	38	-12	10	2	--	--	--	--	--	--	--
	Canada	WJC	7	0	1	1	2	1	0	0	0	5	--	--	--	--	--
	Albany	AHL	7	1	1	2	2	-4	1	0	--	--	7	0	2	2	4
2008-09	Carolina	NHL	50	1	5	6	16	-1	0	0	0	57	--	--	--	--	--
	Albany	AHL	22	4	8	12	6	2	1	2	0	--	--	--	--	--	--
2009-10	Carolina	NHL	72	21	19	40	2	-1	5	0	3	168	--	--	--	--	--
	Albany	AHL	7	1	3	4	2	0	1	0	0	--	--	--	--	--	--
2010-11	Carolina	NHL	82	14	15	29	25	13	1	0	3	145	--	--	--	--	--
2011-12	Carolina	NHL	82	17	15	32	21	-3	2	3	0	171	--	--	--	--	--
2012-13	PITTSBURGH	NHL	48	11	8	19	4	3	3	0	5	82	15	2	1	3	0
	NHL TOTALS		334	64	62	126	68	11	11	3	11	623	15	2	1	3	0
	PITTSBURGH TOTALS		48	11	8	19	4	3	3	0	5	82	15	2	1	3	0

JOE VITALE • 46



Position: C
Shoots: Right
Ht: 5-11
Wt: 205



DOB: 8/20/85

Birthplace: St. Louis, MO

Acquired: Drafted by Penguins in the 7th round (195th overall) of the 2005 NHL Draft.

Up-To-Date Player Stats: Joe Vitale

2012-13 SEASON

- Led team in the faceoff circle with a 61.1-winning percentage.
- Won 50 percent or more of his draws in 25 of 33 games played.
- Won 13 faceoffs and added an assist April 13 at Florida.
- Scored game-winning goal March 17 vs. Boston.
- Appeared in his 100th NHL game March 14 at Toronto.
- Ranked 2nd on team in faceoffs with a 58.8-winning percentage (30 of 51) during the postseason.
- Recorded 1st career playoff point/assist in Game 6 vs. NY Islanders.

CAREER/PERSONAL

- Nickname - "Joey V"
- Played 2-plus NHL seasons with Pittsburgh.
- List of NHL firsts: game (Feb. 10, 2011 vs. Los Angeles); goal (Feb. 16, 2011 at Colorado); point (assist, Feb. 11, 2011 at NY Islanders).
- Played 2-plus seasons with Wilkes-Barre/Scranton of the American Hockey League from 2008-11. Recorded 66 points (17G-49A) in 139 career contests for WBS, adding 8 points (3G-5A) in 15 playoff games.
- Played 4 seasons of college hockey with Northeastern of Hockey East from 2005-09.
- Named All-Hockey East Second Team and Northeastern's Most Valuable Player in junior campaign (2007-08).
- In 143 career games with the Huskies, posted 34 goals, 60 assists and 94 points.
- Married (Brianna); 1 daughter (Summer); 1 son (Harper).
- Signed through 2013-14 season.

CAREER VS. NHL

	GP	G	A	PTS	PIM
ANA	1	0	0	0	0
BOS	7	1	2	3	7
BUF	5	0	0	0	0
CGY	1	0	0	0	0
CAR	5	0	0	0	7
CHI	2	0	0	0	0
COL	3	1	1	2	2
CBJ	1	1	0	1	0
DAL	2	0	0	0	4
DET	1	0	0	0	0
EDM	1	0	0	0	2
FLA	5	0	3	3	2
LAK	2	0	0	0	0
MIN	1	0	0	0	0
MTL	6	1	1	2	0
NSH	-	-	-	-	-
NJD	7	0	0	0	8
NYI	8	1	2	3	7
NYR	11	0	2	2	2
OTT	5	0	1	1	2
PHI	7	0	0	0	21
PHX	1	0	0	0	2
PIT	-	-	-	-	-
SJS	2	0	0	0	0
STL	1	0	0	0	0
TBL	5	0	1	1	14
TOR	7	1	0	1	2
VAN	1	0	0	0	0
WSH	6	0	0	0	4
WPG	6	1	1	2	0
Totals	110	7	14	21	86

CAREER HIGHS

Goals: 1 (7 times), 3/22/13 at NYI
Assists: 2 (1 time), 10/11/11 vs. FLA
Points: 2 (1 time), 10/11/11 vs. FLA

SOG: 4 (3 times), 1/25/13 at WPG
PIM: 12 (1 time), 2/18/12 at PHI
Hat Tricks: None


Goal Streak: None
Assist Streak: None
Point Streak: 2, 2/25/12-2/26/12 (1G-1A)



CAREER STATISTICS

YEAR	TEAM	LEAGUE	REGULAR SEASON										PLAYOFFS					
			GP	G	A	PTS	PIM	+/-	PP	SH	GW	S	GP	G	A	PTS	PIM	
2004-05	Sioux Falls	USHL	53	11	20	31	62	--	--	--	--	--	--	--	--	--	--	--
2005-06	Northeastern	HE	31	8	8	16	71	-4	2	1	1	79	--	--	--	--	--	
2006-07	Northeastern	HE	35	7	9	16	54	-8	1	2	3	74	--	--	--	--	--	
2007-08	Northeastern	HE	37	12	23	35	75	7	2	0	1	93	--	--	--	--	--	
2008-09	Northeastern	HE	40	7	20	27	68	7	1	2	2	93	--	--	--	--	--	
	Wilkes-Barre	AHL	5	2	2	4	2	3	0	0	0	--	12	0	0	0	12	
2009-10	Wilkes-Barre	AHL	74	6	26	32	70	3	0	0	--	135	4	0	2	2	0	
2010-11	PITTSBURGH	NHL	9	1	1	2	13	-1	0	0	0	13	--	--	--	--	--	
	Wilkes-Barre	AHL	60	9	21	30	64	13	0	2	3	123	11	3	3	6	18	
2011-12	PITTSBURGH	NHL	68	4	10	14	56	-5	0	0	1	70	4	0	0	0	12	
2012-13	PITTSBURGH	NHL	33	2	3	5	17	-7	0	0	1	26	6	0	1	1	6	
NHL/PIT TOTALS			110	7	14	21	86	-13	0	0	2	109	10	0	1	1	18	

TOMAS VOKOUN • 92



Position: G
Catches: Right
Ht: 6-1
Wt: 210
DOB: 7/2/76
Birthplace: Karlovy Vary, CZ
Acquired: Acquired from Washington for 2012 seventh-round draft pick on June 4, 2012.



Up-To-Date Player Stats: Tomas Vokoun

2012-13 SEASON

- Won 13 of his 17 starts while posting a .919 save percentage.
- Became 28th goalie to reach 300 career wins and 24th to play 700 games April 22 at Ottawa.
- Became 26th goalie in NHL history to post 50 career shutouts March 28 vs. Winnipeg (20 saves). Led team with 3 shutouts. Owns franchise record (and career high) shutout streak of 173:06 minutes, set between March 22-April 2.
- Had 7-game winning streak March 2-30.
- Posted playoff career highs in wins (6), goals-against average (2.01) and save percentage (.933).
- Made 31 saves in Pittsburgh playoff debut to record 2nd career postseason shutout in Game 5 vs. NY Islanders.
- Made career-high 46 saves in Game 3 vs. Ottawa.

CAREER VS. NHL

	GP	MP	GA	GAA	REC
ANA	24	1396	65	2.79	9-13-2
BOS	24	1314	55	2.51	9-10-3
BUF	23	1307	61	2.80	8-11-3
CGY	24	1371	42	1.84	14-4-4
CAR	32	1772	83	2.81	13-12-5
CHI	28	1622	72	2.66	12-12-4
COL	21	1218	61	3.01	9-10-2
CBJ	31	1819	67	2.21	20-8-2
DAL	25	1457	64	2.64	6-18-1
DET	36	1936	102	3.16	10-20-4
EDM	22	1324	63	2.85	6-11-5
FLA	9	499	18	2.17	4-2-2
LAK	20	1058	53	3.01	4-12-2
MIN	18	1029	39	2.27	8-6-3
MTL	23	1182	51	2.59	7-9-4
NSH	4	239	8	2.01	1-3-0
NJD	18	1013	40	2.37	7-8-1
NYI	26	1508	49	1.95	17-7-1
NYR	21	1231	45	2.19	12-7-2
OTT	19	1050	56	3.20	6-12-0
PHI	23	1283	60	2.81	9-10-3
PHX	22	1332	58	2.61	12-8-2
PIT	26	1510	63	2.50	9-10-6
SJS	26	1528	67	2.63	16-9-1
STL	29	1673	54	1.94	13-12-3
TBL	29	1686	76	2.71	15-8-4
TOR	15	868	33	2.28	9-4-2
VAN	26	1256	52	2.48	9-9-2
WSH	24	1417	59	2.50	11-12-1
WPG	32	1803	72	2.40	15-11-4
Totals	700	39694	1688	2.55	300-288-78

CAREER/PERSONAL

- Nickname - "Voky"
- Played 14 NHL seasons with Montreal, Nashville, Florida, Washington and Pittsburgh.
- Has played 700 career NHL games while recording 300 wins and 51 shutouts. Only the 28th netminder in NHL history to reach 300 victories. Became 26th goalie to earn 50 shutouts.
- Backstopped the Czech Republic to a bronze medal at the 2006 Winter Olympic Games. Also represented his country at the 2010 Winter Olympic Games, finishing with a 1.78 goals-against average and .936 save percentage.
- 2-time NHL All-Star (2004 with Nashville, '08 with Florida).
- Ranks 6th among active netminders with 300 career victories. Ranks 12th all-time (4th among active goalies) with 18,625 career saves.
- Has posted a .922 save percentage over the last 5 seasons (3rd-best total among active goalies). Placed in the top-10 in the NHL in save percentage 5 of last 8 years.
- Topped 20 wins for 9 straight seasons from 2002-12. Has topped 30 wins 3 times (2003-04, '05-06, '07-08) in that span, including a career-high 36 wins in 2005-06.
- Named Panthers team MVP in 2007-08, his first season with Florida. Won 30 games while leading the NHL in shots faced (2,213) and saves made (2,033). Also named to NHL All-Star Team.
- Originally drafted by Montreal in the 9th round (226th overall) of the 1994 NHL Draft. Claimed by Nashville from Montreal in 1998 Expansion Draft.
- Represented the Czech Republic in the Olympics (2006, '10), World Cup (2004) and World Championships (2003, '04, '05, '10).
- Posted matching 7-1 records while leading the Czech Republic to gold medals in

CAREER HIGHS

Shots faced: 55, 10/2/09 at CHI*
Saves: 52, 10/2/09 at CHI*
Shutouts: 51, 3/30/13 vs. NYI

Win streak: 7, (3 times), 3/2/13-3/30/13

Shutout streak: 173:06, 3/22/13-4/2/13

*FRANCHISE RECORD

*GAME PLAYED IN FINLAND

the 2005 and '10 World Championships. Won the tournament's Best Goaltender Award and was named to the tournament All-Star Team in '05.


- Also represented the Czech Republic at the 2003 and '04 World Championships, the 2004 World Cup and the 1996 World Junior Championship.
- Married (Dagmar); 2 daughters (Adelle, Natalie).
- Signed through 2013-14.



CAREER STATISTICS

YEAR	TEAM	LEAGUE	REGULAR SEASON								PLAYOFFS					
			GP	W	L	T	MIN	GA	SO	GAA	GP	W-L	MIN	GA	SO	GAA
1993-94	HC Kladno	CZE	1	0	0	0	20	2	0	6.01	--	--	--	--	--	--
	Czech	EJC	5	--	--	--	300	11	--	2.20	--	--	--	--	--	--
1994-95	HC Kladno	CZE	26	--	--	--	1368	70	--	3.07	5	--	240	19	--	4.75
1995-96	Wheeling	ECHL	35	20	10	2	1912	117	0	3.67	7	4-3	436	19	0	2.61
	Czech	WJC	6	2	2	2	356	21	1	3.54	--	--	--	--	--	--
	Fredericton	AHL	--	--	--	--	--	--	--	--	1	0-1	59	4	0	4.09
1996-97	Montreal	NHL	1	0	0	0	20	4	0	12.00	--	--	--	--	--	--
	Fredericton	AHL	47	12	26	7	2645	154	2	3.49	--	--	--	--	--	--
1997-98	Fredericton	AHL	31	13	13	2	1735	90	0	3.11	--	--	--	--	--	--
1998-99	Nashville	NHL	37	12	18	4	1954	96	1	2.95	--	--	--	--	--	--
	Milwaukee	AHL	9	3	2	4	539	22	1	2.45	2	0-2	149	8	0	3.22
1999-00	Nashville	NHL	33	9	20	1	1879	87	1	2.78	--	--	--	--	--	--
	Milwaukee	AHL	7	5	2	0	364	17	0	2.80	--	--	--	--	--	--
2000-01	Nashville	NHL	37	13	17	5	2088	85	2	2.44	--	--	--	--	--	--
2001-02	Nashville	NHL	29	5	14	4	1471	66	2	2.69	--	--	--	--	--	--
2002-03	Nashville	NHL	69	25	31	11	3974	146	3	2.20	--	--	--	--	--	--
	Czech	WC	7	--	--	--	389	14	1	2.16	--	--	--	--	--	--
2003-04	Nashville	NHL	73	34	29	10	4221	178	3	2.53	6	2-4	356	12	1	2.02
	Czech	WC	6	5	1	0	370	7	2	1.14	--	--	--	--	--	--
2004-05	HC Znojemssti	CZE	27	--	--	--	1599	69	3	2.59	--	--	--	--	--	--
	HIFK Helsinki	FIN	19	11	4	4	1149	35	2	1.83	4	0-3	205	12	0	3.51
	Czech	WC	8	7	1	0	499	9	2	1.08	--	--	--	--	--	--
	Czech	W-Cup	5	2	3	0	302	15	0	2.98	--	--	--	--	--	--
2005-06	Nashville	NHL	61	36	18	7	3601	160	4	2.67	--	--	--	--	--	--
	Czech	Olympics	7	3	4	0	342	14	1	2.46	--	--	--	--	--	--
2006-07	Nashville	NHL	44	27	12	4	2601	104	5	2.40	5	1-4	324	16	0	2.96
2007-08	Florida	NHL	69	30	29	8	4031	180	4	2.68	--	--	--	--	--	--
2008-09	Florida	NHL	59	26	23	6	3324	138	6	2.49	--	--	--	--	--	--
2009-10	Florida	NHL	63	23	28	11	3695	157	7	2.55	--	--	--	--	--	--
	Czech	Olympics	5	3	2	0	304	9	0	1.78	--	--	--	--	--	--
	Czech	WC	8	7	1	0	496	13	0	1.57	--	--	--	--	--	--
2010-11	Florida	NHL	57	22	28	5	3224	137	6	2.55	--	--	--	--	--	--
2011-12	Washington	NHL	48	25	17	2	2583	108	4	2.51	--	--	--	--	--	--
2012-13	PITTSBURGH	NHL	20	13	4	0	1029	42	3	2.45	11	6-5	685	23	1	2.01
NHL TOTALS			700	300	288	78	39694	1688	51	2.55	22	9-13	1365	51	2	2.24
PITTSBURGH TOTALS			20	13	4	0	1029	42	3	2.45	11	6-5	685	23	1	2.01

HARRY ZOLNIERCZYK • 39



Position: LW

Shoots: Left

Ht: 5-11

Wt: 175

DOB: 9/1/87

Birthplace: Toronto, ON

Acquired: From Anaheim in exchange for Alex Grant.



Up-To-Date Player Stats: Harry Zolnierczyk

2012-13 SEASON

- Split season between Philadelphia (NHL) and Adirondack and Norfolk (AHL).
- Was traded at midseason from the Philadelphia Flyers organization to the Anaheim Ducks, where he played for the team's AHL affiliate in Norfolk.
- Posted 11 goals, 19 points and 68 penalty minutes in 61 games with Adirondack and Norfolk.

CAREER/PERSONAL

- Played parts of 2 NHL seasons with Philadelphia.
- Accumulated 71 penalty minutes in 44 games.
- Made NHL debut and scored 1st career NHL goal Oct. 18, 2011 at Ottawa (Craig Anderson).
- Posted 142 penalty minutes in 116 career AHL games, along with 22 goals and 45 points.
- Originally signed by Philadelphia as an undrafted free agent in 2011.
- Played 4 years of college hockey at Brown University from 2007-11.
- Named Ivy League Player of the Year during senior campaign. Posted 16 goals, 31 points and 128 penalty minutes in 30 games while serving as team captain.
- Totaled 30 goals, 69 points and 238 penalty minutes in 114 career collegiate games.
- Named to ECAC Hockey All-Academic Team in 2009.
- Signed through 2013-14 season.

CAREER VS. NHL

	GP	G	A	PTS	PIM
ANA	1	0	0	0	2
BOS	2	0	0	0	0
BUF	1	0	0	0	0
CGY	-	-	-	-	-
CAR	2	0	1	1	0
CHI	1	1	0	1	0
COL	1	0	0	0	0
CBJ	1	0	1	1	5
DAL	1	0	0	0	0
DET	-	-	-	-	-
EDM	-	-	-	-	-
FLA	3	0	0	0	2
LAK	-	-	-	-	-
MIN	1	0	0	0	0
MTL	2	1	0	1	2
NSH	2	0	0	0	2
NJD	1	0	0	0	0
NYI	4	0	1	1	4
NYR	4	0	0	0	2
OTT	3	1	0	1	15
PHI	-	-	-	-	-
PHX	2	0	0	0	2
PIT	5	0	1	1	14
SJS	-	-	-	-	-
STL	-	-	-	-	-
TBL	3	0	0	0	2
TOR	-	-	-	-	-
VAN	-	-	-	-	-
WSH	2	0	0	0	17
WPG	2	0	0	0	2
Totals	44	3	4	7	71

CAREER HIGHS

Goals: 1 (3 times), 1/5/12 vs. CHI

Assists: 1 (4 times), 2/18/13 at NYI

Points: 1 (7 times), 2/18/13 at NYI (1A)

SOG: 4 (3 times), 1/24/12 at FLA

PIM: 17 (1 time), 2/27/13 vs. WAS

Hat Tricks: None

Goal Streak: None

Assist Streak: None

Point Streak: None




CAREER STATISTICS

REGULAR SEASON

YEAR	TEAM	LEAGUE	GP	G	A	PTS	PIM	+/-	PP	SH	GW	S	GP	G	A	PTS	PIM
2007-08	Brown	ECAC	16	0	3	3	2	--	--	--	--	--	--	--	--	--	--
2008-09	Brown	ECAC	31	1	1	2	30	--	--	--	--	--	--	--	--	--	--
2009-10	Brown	ECAC	37	13	20	33	78	--	--	--	--	--	--	--	--	--	--
2010-11	Brown	ECAC	30	16	15	31	128	--	6	2	3	--	--	--	--	--	--
	Adirondack	AHL	16	3	2	5	37	-4	0	0	1	27	--	--	--	--	--
2011-12	Philadelphia	NHL	37	3	3	6	35	-11	0	0	0	49	--	--	--	--	--
	Adirondack	AHL	39	8	13	21	37	-10	5	1	2	121	--	--	--	--	--
2012-13	Philadelphia	NHL	7	0	1	1	36	0	0	0	0	4	--	--	--	--	--
	Adirondack	AHL	52	9	8	17	54	-13	1	1	--	105	--	--	--	--	--
	Norfolk	AHL	9	2	0	2	14	-6	0	0	0	12	--	--	--	--	--
NHL TOTALS			44	3	4	7	71	-11	0	0	0	53	--	--	--	--	--

CHRIS CONNER



Position: RW

Shoots: Left

Ht: 5-8

Wt: 190

DOB: 12/23/83

Birthplace: Westland, MI

Acquired: Signed as a free agent on July 5, 2013.



Up-To-Date Player Stats: Chris Conner

2012-13 SEASON

- Split the campaign with the Phoenix Coyotes (NHL) and Portland Pirates (AHL).
- Scored 1st goal with Phoenix in 1st game April 4 vs. Detroit.


CAREER/PERSONAL

- Played parts of 7 seasons with Dallas, Pittsburgh, Detroit and Phoenix.
- Best NHL season was 2010-11 with Pittsburgh when he set career highs in games played (60), goals (7), assists (9), points (16) and game-winning goals (3).
- Made NHL debut with Dallas Dec. 8, 2006 vs. Edmonton.
- Scored 1st NHL goal Jan. 27, 2006 at Colorado.
- Played 4 collegiate seasons at Michigan Tech from 2002-06.
- Twice led Michigan Tech in scoring (2003-04 and 2005-06). Named to 2004 WCHA Second All-Star Team.
- Finished career as school's all-time leader in shorthanded goals (9).
- Signed through 2013-14 season.

CAREER STATISTICS

YEAR	TEAM	LEAGUE	REGULAR SEASON										PLAYOFFS				
			GP	G	A	PTS	PIM	+/-	PP	SH	GW	S	GP	G	A	PTS	PIM
2002-03	Mich Tech	WCHA	38	13	24	37	8	--	--	--	--	--	--	--	--	--	--
2003-04	Mich Tech	WCHA	38	25	14	39	12	--	--	--	--	--	--	--	--	--	
2004-05	Mich Tech	WCHA	37	14	10	24	6	--	--	--	--	--	--	--	--		
2005-06	Mich Tech	WCHA	38	17	12	29	18	--	--	--	--	--	--	--	--		
2006-07	Iowa	AHL	15	2	3	5	0	--	--	--	--	--	7	1	1	2	2
	Dallas	NHL	11	1	2	3	4	-3	0	0	0	18	--	--	--	--	--
2007-08	Iowa	AHL	48	19	18	37	24	1	6	2	5	--	12	2	5	7	2
	Dallas	NHL	22	3	2	5	6	0	0	0	0	27	1	0	0	0	0
2008-09	Iowa	AHL	55	13	26	39	17	-4	2	2	--	--	--	--	--	--	
	Dallas	NHL	38	3	10	13	10	-5	0	0	1	34	--	--	--	--	--
2009-10	Peoria	AHL	30	16	12	28	10	3	4	0	2	--	--	--	--	--	
	PITTSBURGH	NHL	8	2	1	3	0	-1	0	0	1	11	1	0	0	0	0
2010-11	Wilkes-Barre	AHL	59	19	37	56	21	-9	4	2	2	--	4	2	2	4	2
	PITTSBURGH	NHL	60	7	9	16	10	5	0	0	3	91	7	1	0	1	0
2011-12	Wilkes-Barre	AHL	11	3	6	9	2	1	0	0	0	32	--	--	--	--	--
	Detroit	NHL	8	1	2	3	0	2	0	0	0	10	--	--	--	--	--
2012-13	Grand Rapids	AHL	57	16	37	53	22	4	3	2	1	132	--	--	--	--	--
	Phoenix	NHL	12	1	1	2	2	3	0	0	0	15	--	--	--	--	--
	Portland	AHL	60	13	27	40	28	-9	5	0	--	113	1	0	1	1	0
NHL TOTALS			159	18	27	45	32	1	0	0	5	206	9	1	0	1	0
PITTSBURGH TOTALS			68	9	10	19	10	4	0	0	4	102	8	1	0	1	0

NICK D'AGOSTINO



Position: D

Shoots: L

Ht: 6-2

Wt: 197

DOB: 6/24/90

Birthplace: Mississauga, ON

Acquired: Drafted by Penguins in the 7th round (210th overall) of the 2008 NHL Draft.



Up-To-Date Player Stats: Nick D'Agostino

2012-13 SEASON

- Completed senior campaign with Cornell of the Eastern College Athletic Conference (ECAC).
- Served as tri-captain for Big Red.
- Recorded 1st career 3-point game with 3 assists in 11 minutes in the championship game of the Florida College Hockey Classic Dec. 29, 2012.


CAREER/PERSONAL

- Played 4 collegiate seasons with Cornell of the Eastern College Athletic Conference (ECAC).
- Named All-Ivy League Second-Team and All-ECAC Second-Team during junior campaign in 2011-12 after posting career highs in goals (8) and points (20). Also led team with 6 power-play goals while serving as alternate captain.
- Claimed Crimson Cup in 2011-12, an award that goes to the standout performer in the season series against Harvard. Had 3 points (2G-1A) in 2 games vs. Harvard.
- Named to ECAC All-Rookie Team as freshman in 2009-10 after posting 18 points (4G-14A) and plus-13 rating in 32 games.
- Played 2 seasons with St. Michael's of the Ontario Provincial Junior Hockey League (OPJHL). Named Central Division "Best Defenseman" in 2008-09.
- Represented Team Canada East at the World Junior A Challenge in 2008-09, helping the team to a 3rd-place finish.
- His father, Paul, played professional soccer in the North American Soccer League from 1978-82.
- Signed through 2014-15 season.

CAREER STATISTICS

YEAR	TEAM	LEAGUE	REGULAR SEASON										PLAYOFFS				
			GP	G	A	PTS	PIM	+/-	PP	SH	GW	S	GP	G	A	PTS	PIM
2007-08	St. Michael's	OPJHL	46	5	18	23	22	--	--	--	--	--	12	0	3	3	3
2008-09	St. Michael's	OPJHL	43	9	24	33	34	--	3	0	3	--	6	2	3	5	8
2009-10	Cornell	Ivy	32	4	14	18	6	13	1	0	2	--	--	--	--	--	
2010-11	Cornell	Ivy	32	7	10	17	20	-11	0	0	2	--	--	--	--	--	
2011-12	Cornell	Ivy	34	8	12	20	24	2	6	0	5	50	--	--	--	--	
2012-13	Cornell	Ivy	34	6	11	17	30	3	3	0	1	--	--	--	--	--	

NICK DRAZENOVIC



Position: C

Shoots: Left

Ht: 6-0

Wt: 192

DOB: 1/14/87

Birthplace: Prince George, BC

Acquired: Signed as free agent on July 5, 2013.



Up-To-Date Player Stats: Nick Drazenovic

2012-13 SEASON

- Split season between Columbus (NHL) and Springfield (AHL).
- Set new career highs in assists (36) and points (53) with Springfield. His 53 points ranked 2nd on the team.


CAREER/PERSONAL

- Has seen action in 11 NHL games with St. Louis and Columbus.
- Played 6 AHL seasons with Peoria and Springfield, a total of 381 games.
- Has reached double digits in goals in all 6 AHL seasons while hitting the 40-point mark 4 times.
- Originally drafted by St. Louis in the 6th round (171st overall) of the 2005 NHL Draft.
- Played 5 seasons with Prince George of the Western Hockey League from 2002-07.
- Posted 214 points (77G-137A) in 281 career WHL contests.
- Finished 3rd in WHL postseason scoring with 19 points (9G-10A) in 15 games in 2007.
- Signed through 2013-14 season.

CAREER STATISTICS

YEAR	TEAM	LEAGUE	REGULAR SEASON										PLAYOFFS				
			GP	G	A	PTS	PIM	+/-	PP	SH	GW	S	GP	G	A	PTS	PIM
2002-03	Prince George	WHL	15	4	4	8	0	-4	0	0	0	--	4	0	0	0	2
2003-04	Prince George	WHL	65	7	30	37	38	-7	0	0	--	--	--	--	--	--	--
2004-05	Prince George	WHL	72	18	38	56	24	-1	5	0	--	--	--	--	--	--	--
2005-06	Prince George	WHL	71	30	33	63	51	1	12	2	--	--	5	0	0	0	4
2006-07	Prince George	WHL	58	18	32	50	63	-8	--	--	--	--	15	9	10	19	6
2007-08	Peoria	AHL	69	16	26	42	38	13	2	0	--	--	--	--	--	--	--
2008-09	Peoria	AHL	76	12	21	33	43	-1	3	2	3	--	5	1	0	1	2
2009-10	Peoria	AHL	58	19	20	39	40	-7	9	1	1	--	--	--	--	--	--
2010-11	St. Louis	NHL	3	0	0	0	0	-3	0	0	0	2	--	--	--	--	--
	Peoria	AHL	75	23	23	46	24	1	7	1	4	179	4	0	1	1	2
2011-12	Springfield	AHL	41	13	28	41	16	1	5	1	3	108	--	--	--	--	--
2012-13	Columbus	NHL	8	0	0	0	4	-2	0	0	0	5	--	--	--	--	--
	Springfield	AHL	62	17	36	53	30	10	9	0	--	150	8	2	2	4	2
NHL TOTALS			11	0	0	0	4	-5	0	0	0	7	--	--	--	--	--

BRIAN DUMOULIN



Position: D

Shoots: Left

Ht: 6-4

Wt: 219

DOB: 9/6/91

Birthplace: Biddeford, ME

Acquired: Acquired from Carolina on June 22, 2012 with Brandon Sutter and 2012 first-round pick for Jordan Staal.



Up-To-Date Player Stats: Brian Dumoulin

2012-13 SEASON

- Completed 1st professional season with Wilkes-Barre/Scranton of the American Hockey League.
- Led all WBS blueliners with 73 games played and 18 assists while ranking 2nd in goals (6) and points (24).
- Topped WBS defensemen in goals (2) and points (8-tied) in 15 postseason games.


CAREER/PERSONAL

- Pronounced: DO-mah-lin
- Played 1st season of professional hockey in 2012-13.
- 2-time NCAA National Champion with the Eagles (2010, '12). Selected to the All-Tournament Team during both the '10 and '12 Frozen Fours.
- Finalist for the Hobey Baker Award as the nation's top college hockey player in 2011-12. 2-time winner of Hockey East's Best Defensive Defenseman award ('10-11, '11-12); 2-time NCAA East First-Team All-American selection ('10-11, '11-12); 2-time Hockey East First-Team All-Star ('10-11, '11-12) and a 2-time winner of the Bob Monahan Award as the best defenseman in New England ('10-11, '11-12). Voted to the Hockey East All-Rookie Team as a freshman in '09-10.
- Teammates at Boston College with fellow Penguins prospects Philip Samuelsson and Brian Gibbons.
- Won a bronze medal with Team USA at the 2011 World Junior Championship in Buffalo, NY.
- Member of Team USA's entry into the Ivan Hlinka Memorial Tournament in 2008.
- Originally drafted by Carolina in the 2nd round (51st overall) of the 2009 NHL Draft.
- Signed through 2014-15 season.

CAREER STATISTICS

YEAR	TEAM	LEAGUE	REGULAR SEASON										PLAYOFFS					
			GP	G	A	PTS	PIM	+/-	PP	SH	GW	S	GP	G	A	PTS	PIM	
2009-10	Boston College	HE	42	1	21	22	16	40	--	--	--	--	--	--	--	--	--	--
2010-11	Boston College	HE	37	3	30	33	6	23	--	--	--	--	--	--	--	--	--	--
	United States	WJC	6	0	2	2	2	4	--	--	--	--	--	--	--	--	--	--
2011-12	Boston College	HE	44	7	21	28	26	27	--	--	--	--	--	--	--	--	--	--
2012-13	Wilkes-Barre	AHL	73	6	18	24	18	-11	4	0	--	93	15	2	6	8	6	

ANDREW EBBETT



Position: C
Shoots: Left
Ht: 5-9
Wt: 174
DOB: 1/2/83
Birthplace: Vernon, BC
Acquired: Signed as free agent on July 5, 2013.

Up-To-Date Player Stats: Andrew Ebbett

2012-13 SEASON

- Split season between Vancouver (NHL) and Chicago (AHL).
- Appeared in 28 games for Northwest Division champion Vancouver.
- Nearly averaged a point per game with Chicago with 32 (11G-21A) in 37 games.


CAREER/PERSONAL

- Played parts of 6 NHL seasons with Anaheim, Chicago, Minnesota, Phoenix and Vancouver.
- Posted career highs in goals (8-t), assists (24) and points (32) with Anaheim in 2008-09.
- Played with Binghamton, Portland, Iowa, San Antonio and Chicago of the American Hockey League. He's totaled 236 points (76G-160A) in 247 career games and 17 playoff points (6G-11A) in 18 postseason contests - nearly a point-per-game average.
- Originally signed as a free agent by Ottawa in 2006.
- Played 4 seasons at Michigan (CCHA) from 2002-06, serving as captain during his senior campaign in '05-06.
- Helped lead Michigan to 2003 Frozen Four.
- Tallied 137 points (32G-105A) in 167 collegiate games.
- Signed through 2014-15 season.

CAREER STATISTICS

YEAR	TEAM	LEAGUE	REGULAR SEASON										PLAYOFFS				
			GP	G	A	PTS	PIM	+/-	PP	SH	GW	S	GP	G	A	PTS	PIM
2002-03	Michigan	CCHA	43	9	18	27	22	--	--	--	--	--	--	--	--	--	--
2003-04	Michigan	CCHA	43	9	28	37	56	--	--	--	--	--	--	--	--	--	
2004-05	Michigan	CCHA	40	6	31	37	28	--	--	--	--	--	--	--	--		
2005-06	Michigan	CCHA	41	14	28	42	25	--	--	--	--	--	--	--	--		
2006-07	Binghamton	AHL	71	26	39	65	44	7	3	5	0	--	--	--	--		
2007-08	Anaheim	NHL	3	0	0	0	2	3	0	0	0	3	--	--	--	--	
	Portland	AHL	74	18	54	72	66	-3	5	0	--	--	18	6	11	17	4
2008-09	Anaheim	NHL	48	8	24	32	24	8	6	0	0	100	13	1	2	3	8
	Iowa	AHL	28	10	19	29	6	9	1	1	1	--	--	--	--	--	
2009-10	Anaheim	NHL	2	0	0	0	0	-1	0	0	0	1	--	--	--	--	
	Chicago	NHL	10	1	0	1	2	1	0	0	0	14	--	--	--	--	
	Minnesota	NHL	49	8	6	14	6	-8	2	0	2	57	--	--	--	--	
2010-11	Phoenix	NHL	33	2	3	5	4	-1	0	1	1	23	3	0	0	0	0
	San Antonio	AHL	37	11	27	38	12	7	3	1	2	77	--	--	--	--	
2011-12	Vancouver	NHL	18	5	1	6	6	2	1	0	2	27	1	0	0	0	0
2012-13	Vancouver	NHL	28	1	5	6	4	-1	0	0	0	23	2	0	0	0	0
	Chicago	AHL	37	11	21	32	10	10	5	0	--	83	--	--	--	--	
	NHL TOTALS		191	25	39	64	48	3	9	1	5	248	19	1	2	3	8

BOBBY FARNHAM



Position: F
Shoots: Left
Ht: 5-10
Wt: 187
DOB: 1/21/89
Birthplace: North Andover, MA
Acquired: Signed as a free agent on July 5, 2013.



Up-To-Date Player Stats: Bobby Farnham

2012-13 SEASON

- Played 1st full pro season - split between Wilkes-Barre/Scranton (AHL) and Wheeling (ECHL).
- Led WBS in penalty minutes with 274 and finished 3rd in AHL.


CAREER/PERSONAL

- Played 1-plus pro seasons with Wilkes-Barre/Scranton, Providence and Worcester (AHL) and Wheeling (ECHL).
- Played 4 collegiate seasons with Brown from 2008-12, serving as alternate captain during senior campaign in 2011-12.
- Totaled 54 points (23G-31A) and 128 penalty minutes in 129 career college contests.
- Claimed New England Unsung Hero Award (2011-12) and named ECAC All-Academic Team ('08-09).
- Signed through 2013-14 season.

CAREER STATISTICS

YEAR	TEAM	LEAGUE	GP	REGULAR SEASON										PLAYOFFS				
				G	A	PTS	PIM	+/-	PP	SH	GW	S	GP	G	A	PTS	PIM	
2008-09	Brown U	ECAC	31	4	3	7	24	--	--	--	--	--	--	--	--	--	--	--
2009-10	Brown U	ECAC	36	3	8	11	14	--	--	--	--	--	--	--	--	--	--	--
2010-11	Brown U	ECAC	31	8	7	15	39	--	--	--	--	--	--	--	--	--	--	--
2011-12	Brown U	ECAC	31	8	13	21	51	--	--	--	--	--	--	--	--	--	--	--
	Providence	AHL	3	0	0	0	4	-2	0	0	0	--	--	--	--	--	--	--
	Worcester	AHL	3	0	0	0	2	-1	0	0	0	--	--	--	--	--	--	--
2012-13	Wilkes-Barre	AHL	65	3	8	11	274	1	0	0	--	84	6	0	0	0	0	4
	Wheeling	ECHL	9	3	1	4	46	-2	1	0	--	24	--	--	--	--	--	--

BRIAN GIBBONS



Position: C

Shoots: Left

Ht: 5-8

Wt: 170

DOB: 2/26/88

Birthplace: Braintree, MA

Acquired: Signed as a free agent on April 4, 2011.



Up-To-Date Player Stats: [Brian Gibbons](#)

2012-13 SEASON

- Completed 2nd season of professional hockey, suiting up for Wilkes-Barre/Scranton of the American Hockey League.
- Set new career high with 22 assists while tying a personal best of 30 points in 70 games.


CAREER/PERSONAL

- Played 2 seasons of professional hockey with Wilkes-Barre/Scranton (AHL).
- Attended the Penguins prospect development camp in 2010 and '11, signing with Pittsburgh as a free agent April 4, 2011.
- Played 4 collegiate seasons with Boston College of Hockey East from 2007-11.
- Won 2 NCAA national titles in 2008 and '10 with the Eagles.
- Totaled 164 points (56G-108A) in 160 career games. Excelled in final 2 years, scoring 101 points (34G-67A) in 81 contests.
- Boston College teammate of fellow Penguins teammates Brian Dumoulin and Philip Samuelsson.
- Signed through 2013-14 season.

CAREER STATISTICS

YEAR	TEAM	LEAGUE	REGULAR SEASON											PLAYOFFS				
			GP	G	A	PTS	PIM	+/-	PP	SH	GW	S	GP	G	A	PTS	PIM	
2007-08	Boston College	HE	43	13	22	35	32	--	--	--	--	--	--	--	--	--	--	
2008-09	Boston College	HE	36	9	19	28	52	--	--	--	--	--	--	--	--	--	--	
2009-10	Boston College	HE	42	16	34	50	78	--	--	--	--	--	--	--	--	--	--	
2010-11	Boston College	HE	39	18	33	51	79	--	--	--	--	--	--	--	--	--	--	
2011-12	Wilkes-Barre	AHL	70	11	19	30	26	4	3	1	--	75	9	0	0	0	8	
2012-13	Wilkes-Barre	AHL	70	8	22	30	34	-11	1	2	--	85	15	3	5	8	22	

SCOTT HARRINGTON



Position: D

Shoots: Left

Ht: 6-2

Wt: 205

DOB: 3/10/93

Birthplace: Kingston, ON

Acquired: Drafted by Penguins in the 2nd round (54th overall) of the 2011 NHL Draft.



Up-To-Date Player Stats: Scott Harrington

2012-13 SEASON

- Joined the Wilkes-Barre/Scranton Penguins and appeared in 2 games during their third-round Calder Cup series against the Syracuse Crunch, scoring 1 goal on 1st career shot.
- Served as London's captain, notching 4 assists in 17 playoff contests as the Knights won their second-straight Ontario Hockey League (OHL) championship and earned their second-consecutive trip to the Memorial Cup.
- Notched 19 points (3G-16A) and plus-21 rating in 50 games for London, while being named an OHL First-Team All-Star and nominated for OHL's Most Outstanding Defenseman for 2nd straight season.
- Competed in 2nd consecutive World Junior Championship for Canada, serving as alternate captain.


CAREER/PERSONAL

- Played 4 seasons for the London Knights of the Ontario Hockey League.
- Served as captain (2012-13) and alternate captain (2011-12) for Knights, leading team to back-to-back OHL titles and Memorial Cup berths.
- Scored 3 assists in 4 Memorial Cup games in 2012 as London lost the championship final 2-1 in overtime to Shawinigan.
- Was a finalist for Max Kaminsky Trophy, given annually to the OHL's Most Outstanding Defenseman as selected by OHL general managers in 2010-11 and '11-12. Finished 2nd in voting both years.
- Represented Team Canada in the 2012 and '13 World Junior Championships, winning bronze medals both years. Served as an alternate captain in 2013.
- Scored 1 goal and added 3 assists for Canada in their 10-2 win over Denmark in opening-round action of the 2012 World Junior Championship. His 4 points tied a team record for most points by a defenseman in a WJC contest.
- Played in the 2012 Canada-Russia Challenge that was split between Yaroslavl, Russia and Halifax, Nova Scotia, where he served as an alternate captain and wore the "C" on his jersey in 1 contest.
- Signed through 2015-16.

CAREER STATISTICS

YEAR	TEAM	LEAGUE	REGULAR SEASON										PLAYOFFS				
			GP	G	A	PTS	PIM	+/-	PP	SH	GW	S	GP	G	A	PTS	PIM
2009-10	London	OHL	55	1	13	14	20	25	--	--	--	--	12	0	2	2	4
2010-11	London	OHL	67	6	16	22	51	-14	--	--	--	--	6	0	1	1	0
2011-12	London	OHL	44	3	23	26	32	26	2	0	0	0	19	1	6	7	6
	London	M-CUP	4	0	3	3	0	-2	--	--	--	--	--	--	--	--	--
2012-13	Canada	WJC	5	1	3	4	0	7	--	--	--	--	--	--	--	--	--
	London	OHL	50	3	16	19	26	21	1	0	--	--	17	0	4	4	14
	London	M-CUP	5	1	1	2	0	--	--	--	--	--	--	--	--	--	--
	Canada	WJC	6	0	2	2	2	5	0	0	0	5	--	--	--	--	--
	Wilkes-Barre	AHL	--	--	--	--	--	--	--	--	--	--	2	1	0	1	0

TOM KUHNHACKL



Position: RW

Shoots: Left

Ht: 6-2

Wt: 172

DOB: 1/21/92

Birthplace: Landshut, Germany

Acquired: Drafted by the Penguins in the 4th round (110th overall) of the 2010 NHL Draft.



Up-To-Date Player Stats: Tom Kuhnackl

2012-13 SEASON

- Finished 1st professional seasons, splitting time between Wilkes-Barre/Scranton (AHL) and Wheeling (ECHL).
- Injuries limited him to just 13 games played (WBS, 11; Wheeling, 2).


CAREER/PERSONAL

- Pronounced: KOO-knock-el
- Played 2 seasons in the Ontario Hockey League with Windsor and Niagara from 2010-12.
- Enjoyed successful 1st season in North America with Windsor in 2010-11, leading the team with 39 goals and 15 power-play goals during the regular season.
- Helped lead Windsor to the OHL conference final in 2010-11 by ranking 1st on the team during the postseason in goals (11), points (23), plus-minus rating (+11) and power-play goals (4) in 18 games. His goal and point totals each ranked 3rd overall in the OHL.
- Played for Germany at the 2011 World Junior Championship in Buffalo, N.Y.
- His father, Erich, was elected to the International Ice Hockey Federation (IIHF) Hall of Fame in 1997 and was named the German hockey player of the century in 2000.
- Grew up a Penguins fan in Germany and his favorite player was Sidney Crosby.
- Signed through 2014-15.

CAREER STATISTICS

YEAR	TEAM	LEAGUE	REGULAR SEASON										PLAYOFFS				
			GP	G	A	PTS	PIM	+/-	PP	SH	GW	S	GP	G	A	PTS	PIM
2008-09	Landshut Cann	GER-2	42	11	10	21	34	--	--	--	--	--	6	1	0	1	6
2009-10	Augsburg	DEL	4	0	0	0	0	--	--	--	--	--	--	--	--	--	--
	Landshut Cann	GER-2	38	12	9	21	38	--	--	--	--	--	6	0	0	0	2
2010-11	Windsor	OHL	63	39	29	68	47	4	15	1	--	--	18	11	12	23	10
	Germany	WJC	6	1	0	1	16	-5	0	0	0	--	--	--	--	--	--
2011-12	Windsor	OHL	4	1	3	4	6	-3	0	0	--	--	--	--	--	--	--
	Niagara	OHL	30	7	18	25	29	17	2	0	--	--	17	5	5	10	8
2012-13	Wilkes-Barre	AHL	11	2	2	4	6	3	0	0	--	10	--	--	--	--	--
	Wheeling	ECHL	2	1	0	1	2	2	0	0	--	5	--	--	--	--	--

OLLI MAATTA



Position: D

Shoots: Left

Ht: 6-2

Wt: 206

DOB: 8/22/94

Birthplace: Jyvaskyla, Finland

Acquired: Drafted by Penguins in the 1st round (22nd overall) of the 2012 NHL Draft.



Up-To-Date Player Stats: Olli Maatta

2012-13 SEASON

- Appeared in 3 games for Wilkes-Barre/Scranton during their third-round Calder Cup series against the Syracuse Crunch.
- His 14 points (4G-10A) in 21 playoff games, which led all Knights D-men and ranked 3rd among OHL blueliners, helped London win its second-straight Ontario Hockey League (OHL) title and secured its second-consecutive berth in the Memorial Cup.
- Led all Knights blueliners in scoring during the regular season with 38 points (8G-30A) in 57 games, while serving as an alternate captain for London.
- Played 3rd World Junior Championship for Finland, serving as alternate captain.

CAREER/PERSONAL

- Played the past 2 seasons for the London Knights of the Ontario Hockey League.
- Led all London defensemen in regular-season scoring each of his 2 seasons with the club.
- Named to OHL First-Team All-Rookie squad in 2011-12 after leading all Knights defensemen in goals (5), assists (27) and points (32), adding a plus-25 rating.
- Tied for team lead in playoff scoring and tied for 4th in the OHL as a rookie in 2012 playoffs with 6 goals and 23 points in 19 games, propelling them to a berth in the 2012 Memorial Cup. His 17 assists led the team and tied for 3rd in league.
- Selected 1st overall by London in the 2011 Canadian Hockey League import draft. London traded defenseman and fellow Penguins prospect Reid McNeill along with their 1st- (2012), 2nd- (2013) and 3rd-round (2012) picks in order to secure Maatta with the No. 1-overall pick.
- Represented Finland in 3 straight World Junior Championships (2011, '12, '13). In 2011, became the first 16-year-old to play for Finland at the WJC since 1998.
- Participated in the 2011 World Under-18 Championship, totaling 4 points (1G-3A) in 6 games while being named 1 of Finland's top-3 players at the tournament.
- Signed through 2015-16.

CAREER STATISTICS

YEAR	TEAM	LEAGUE	REGULAR SEASON										PLAYOFFS					
			GP	G	A	PTS	PIM	+/-	PP	SH	GW	S	GP	G	A	PTS	PIM	
2010-11	JYP 2	FIN-2	23	1	5	6	6	--	--	--	--	--	--	--	--	--	--	--
	JYP JR.	FIN-JR.	19	2	6	8	8	--	--	--	--	--	--	--	--	--	--	--
	Finland	WJC	6	0	0	0	0	0	--	--	--	--	--	--	--	--	--	--
2011-12	London	OHL	58	5	27	32	25	--	--	--	--	--	19	6	17	23	2	
	London	M-CUP	4	0	0	0	0	0	--	--	--	--	--	--	--	--	--	--
	Finland	WJC	1	0	0	0	0	-2	--	--	--	--	--	--	--	--	--	--
2012-13	London	OHL	57	8	30	38	30	9	3	1	--	--	21	4	10	14	8	
	London	M-CUP	5	0	2	2	0	--	--	--	--	--	--	--	--	--	--	--
	Finland	WJC	5	1	2	3	0	2	0	0	0	8	--	--	--	--	--	--
	Wilkes-Barre	AHL	--	--	--	--	--	--	--	--	--	--	3	0	0	0	0	0

REID MCNEILL



Position: D

Shoots: Left

Ht: 6-4

Wt: 204

DOB: 4/29/92

Birthplace: London, ON

Acquired: Drafted by Penguins in the 6th round (170th overall) of the 2010 NHL Draft.



Up-To-Date Player Stats: Reid McNeill

2012-13 SEASON

- Completed 1st season of professional hockey with Wilkes-Barre/Scranton (AHL) and Wheeling (ECHL).
- Spent majority of season in Wheeling, appearing in 44 games and posting 90 penalty minutes.
- Saw action in 12 postseason games for WBS.


CAREER/PERSONAL

- Played 3 seasons in the Ontario Hockey League: 2 seasons with London (2009-11) and 1 season with Barrie (2011-12).
- Established career highs in goals (3), assists (9) and points (12) in 2011-12. Ranked 2nd among Colts defensemen with a plus-9 rating.
- Played first 2 junior seasons with London, where he was defensive partners with fellow Penguins prospect Scott Harrington.
- Tallied 2 assists in 3 games for Pittsburgh at the 2010 Rookie Tournament held in his hometown of London.
- Signed through 2014-15 season.

CAREER STATISTICS

YEAR	TEAM	LEAGUE	REGULAR SEASON										PLAYOFFS				
			GP	G	A	PTS	PIM	+/-	PP	SH	GW	S	GP	G	A	PTS	PIM
2009-10	London	OHL	53	2	3	5	32	--	--	--	--	--	12	0	1	1	0
2010-11	London	OHL	62	2	4	6	70	-1	0	0	--	--	2	0	0	0	2
2011-12	Barrie	OHL	51	3	9	12	60	9	1	0	0	0	13	0	0	0	2
2012-13	Wilkes-Barre	AHL	3	0	0	0	2	0	0	0	0	6	12	0	1	1	12
	Wheeling	ECHL	44	2	4	6	90	-5	0	0	--	47	--	--	--	--	--

JAYSON MEGNA



Position: C

Shoots: R

Ht: 6-1

Wt: 195

DOB: 2/1/90

Birthplace: Plantation, FL

Acquired: Signed as a free agent August 1, 2012.



Up-To-Date Player Stats: Jayson Megna

2012-13 SEASON

- Finished 1st season of professional hockey with Wilkes-Barre/Scranton of the American Hockey League.
- Appeared in 56 games with WBS, notching 12 points (5G-7A).
- Recorded 5 points (2G-3A) in 12 postseason contests.
- Attended Penguins' shortened training camp in January.


CAREER/PERSONAL

- Pronounced: MEG-nuh
- Played 1 season with the University of Nebraska-Omaha of the Western Collegiate Hockey Association (WCHA).
- Led all UNO freshmen in scoring and ranked 3rd overall on the team with 31 points (13G-18A). Member of the WCHA All-Rookie Team
- Played 2 seasons with Cedar Rapids of the United States Hockey League from 2009-11. Named USHL All-Star and All-USHL First-Team in 2010-11.
- Teammates at Nebraska-Omaha with Penguins prospect Josh Archibald and younger brother, Jaycob.
- Father, Jay, played in the National Football League (NFL) for the Miami Dolphins and New Orleans Saints.
- Signed through 2013-14 season.

CAREER STATISTICS

YEAR	TEAM	LEAGUE	REGULAR SEASON										PLAYOFFS				
			GP	G	A	PTS	PIM	+/-	PP	SH	GW	S	GP	G	A	PTS	PIM
2009-10	Cedar Rapids	USHL	56	11	15	26	62	2	--	--	--	--	5	0	0	0	6
2010-11	Cedar Rapids	USHL	60	30	28	58	45	11	--	--	--	--	8	4	3	7	4
2011-12	Nebraska-Omaha	WCHA	38	13	18	31	27	--	--	--	--	--	--	--	--	--	--
2012-13	Wilkes-Barre	AHL	56	5	7	12	28	-12	1	0	--	104	12	2	3	5	0

BRENDAN MIKKELSON



Position: D
Shoots: Left

Ht: 6-3

Wt: 210

DOB: 6/22/87

Birthplace: Regina, SK

Acquired: Signed as a free agent on July 19, 2013.



Up-To-Date Player Stats: Brendan Mikkelson

2012-13 SEASON

- Split the season between the Tampa Bay Lightning (NHL) and Syracuse Crunch (AHL).
- Helped lead Syracuse to Calder Cup Final with 2 goals in 13 postseason games.
- Played 17 games with Vasteras of the Allsvenskan league during the NHL work stoppage.


CAREER/PERSONAL

- Played parts of 5 seasons with Anaheim, Calgary and Tampa Bay (NHL).
- Appeared in 196 career AHL games with Portland, Iowa, Toronto, Abbotsford and Syracuse. Helped lead Syracuse to 2013 Calder Cup Final.
- Originally drafted by Anaheim in the 2nd round (31st overall) of the 2005 NHL Draft.
- Played 4 seasons in the Western Hockey League with Portland (2003-06) and Vancouver (2006-07). Led Vancouver to Memorial Cup title in 2007 as host city.
- Sister, Meaghan, plays on Canada's national women's team and won gold in the 2010 Winter Olympic Games in Vancouver.
- Signed through 2013-14 season.

CAREER STATISTICS

YEAR	TEAM	LEAGUE	REGULAR SEASON										PLAYOFFS				
			GP	G	A	PTS	PIM	+/-	PP	SH	GW	S	GP	G	A	PTS	PIM
2003-04	Portland	WHL	65	3	12	15	43	0	2	0	--	--	5	1	0	1	0
2004-05	Portland	WHL	70	5	10	15	60	-10	4	0	--	--	7	1	2	3	0
	Canada	WJ-18	6	0	2	2	0	--	--	--	--	--	--	--	--	--	--
2005-06	Portland	WHL	3	1	1	2	4	0	0	1	--	--	--	--	--	--	--
	Vancouver	WHL	19	1	8	9	37	3	1	0	--	--	--	--	--	--	--
2006-07	Vancouver	WHL	69	6	23	29	60	6	3	0	2	--	21	3	7	10	10
	Vancouver	M-Cup	5	0	2	2	0	--	--	--	--	--	--	--	--	--	--
2007-08	Portland	AHL	66	6	10	16	50	-5	1	0	--	--	14	2	6	8	2
2008-09	Anaheim	NHL	34	0	2	2	17	0	0	0	0	19	--	--	--	--	--
	Iowa	AHL	31	2	8	10	18	-10	0	0	0	--	--	--	--	--	--
2009-10	Anaheim	NHL	28	0	2	2	14	-5	0	0	0	21	--	--	--	--	--
	Toronto	AHL	49	7	15	22	43	-19	3	0	1	--	--	--	--	--	--
2010-11	Anaheim	NHL	5	0	1	1	7	-1	0	0	0	4	--	--	--	--	--
	Calgary	NHL	19	0	1	1	2	-5	0	0	0	10	--	--	--	--	--
	Abbotsford	AHL	4	0	1	1	4	1	0	0	0	8	--	--	--	--	--
2011-12	Tampa Bay	NHL	41	1	2	3	13	-4	0	0	0	45	--	--	--	--	--
	Abbotsford	AHL	33	3	12	15	29	1	3	0	0	57	--	--	--	--	--
2012-13	Vasteras	SWE	17	3	4	7	20	-1	--	--	--	--	--	--	--	--	--
	Tampa Bay	NHL	4	0	1	1	6	1	0	0	0	0	--	--	--	--	--
	Syracuse	AHL	13	0	2	2	6	2	0	0	0	12	13	2	0	2	2
NHL TOTALS			131	1	9	10	59	-14	0	0	0	99	--	--	--	--	--

ADAM PAYERL



Position: C
Shoots: Right
Ht: 6-3
Wt: 218
DOB: 3/4/91
Birthplace: Kitchener, ON
Acquired: Signed as a free agent on March 1, 2012.



Up-To-Date Player Stats: Adam Payerl

2012-13 SEASON

- Completed 1st full season, splitting time between Wilkes-Barre/Scranton (AHL) and Wheeling (ECHL).
- Spent majority of season with WBS, seeing action in 44 games and posting 10 points (3G-7A).


CAREER/PERSONAL

- Pronounced: PAY-rihl
- Joined WBS and played the first 2 regular-season games of his professional career after signing March 1, 2012.
- Attended the Columbus Blue Jackets training camp as a free-agent invitee in 2011.
- Played 5 seasons in the Ontario Hockey League with Barrie (2007-09) and Belleville (2009-12).
- Posted 143 points (60G-183A) and 303 penalty minutes in 306 career OHL games.
- Moved back to forward in 2011-12 after spending a good portion of the 2010-11 season as a defenseman and subsequently enjoyed a career year, ranking 3rd in team scoring with 22 goals and 47 points. Also led the Bulls with 106 penalty minutes through 61 games.
- Signed through the 2014-15 campaign.

CAREER STATISTICS

YEAR	TEAM	LEAGUE	REGULAR SEASON										PLAYOFFS				
			GP	G	A	PTS	PIM	+/-	PP	SH	GW	S	GP	G	A	PTS	PIM
2007-08	Barrie	OHL	47	4	3	7	20	-6	--	--	--	--	1	0	0	0	0
2008-09	Barrie	OHL	68	7	10	17	59	-16	--	--	--	--	5	0	1	1	8
2009-10	Belleville	OHL	67	17	26	43	39	-23	--	--	--	--	--	--	--	--	--
2010-11	Belleville	OHL	63	10	19	29	79	-18	--	--	--	--	4	0	0	0	0
2011-12	Belleville	OHL	61	22	25	47	106	2	--	--	--	--	6	1	2	3	9
	Wilkes-Barre	AHL	2	0	1	1	2	0	0	0	0	4	--	--	--	--	--
	Wilkes-Barre	AHL	44	3	7	10	53	0	1	0	--	88	15	2	1	3	13
	Wheeling	ECHL	4	1	0	1	15	1	0	0	--	18	--	--	--	--	--

DERRICK POULIOT



Position: D

Shoots: Left

Ht: 5-11

Wt: 195

DOB: 1/16/94

Birthplace: Estevan, SK

Acquired: Drafted by Penguins in the 1st round (8th overall) of the 2012 NHL Draft.



Up-To-Date Player Stats: Derrick Pouliot

2012-13 SEASON

- Appeared in 1 game for Wilkes-Barre/Scranton during its third-round Calder Cup series against the Syracuse Crunch.
- Helped the Portland Winterhawks of the Western Hockey League (WHL) win their league championship and earn a berth in the Memorial Cup tournament.
- Tied for 7th in the league (1st among defensemen) in scoring during Portland's playoff run, totaling 20 points (4G-16A) in 21 games as the Winterhawks captured the WHL title.
- Finished the Memorial Cup tournament with 7 points (2G-5A) in 5 games while helping Portland advance to the championship game, where it lost to the Halifax Mooseheads. Was named to Memorial Cup All-Star Team.
- Averaged just over a point per game during the regular season, scoring 45 points (9G-36A) in 44 games with Portland (missed time with a high-ankle sprain). Plus-35 rating ranked 2nd among team defensemen.


CAREER/PERSONAL

- Played 3-plus seasons for the Portland Winterhawks of the Western Hockey League from 2009-13.
- Helped Portland advance to three straight Western Hockey League finals (2011, '12, '13), winning the playoff title in 2013 and advancing to the Memorial Cup for the first time since 1998.
- Led or tied for the league lead in playoff scoring among defensemen in 2012 and '13 postseasons.
- Ranked 2nd among Winterhawks defensemen and 5th on the team with career-high 59 points during the '11-12 regular season. His 48 assists ranked 3rd on the team.
- Selected 1st overall by Portland in 2011 WHL Bantam Draft.
- Represented Team Canada in the 2012 Subway Super Series. Won gold medal with Team Canada at 2011 Ivan Hlinka Memorial Tournament. Played for Canada's Team West in 2011 World Under-17 Challenge and was named to the tournament All-Star team.
- Signed through 2015-16 season.

CAREER STATISTICS

YEAR	TEAM	LEAGUE	REGULAR SEASON										PLAYOFFS				
			GP	G	A	PTS	PIM	+/-	PP	SH	GW	S	GP	G	A	PTS	PIM
2009-10	Portland	WHL	7	0	1	1	0	--	--	--	--	--	--	--	--	--	--
2010-11	Portland	WHL	66	5	25	30	38	--	--	--	--	--	21	1	3	4	16
2011-12	Portland	WHL	72	11	48	59	79	--	--	--	--	--	22	3	14	17	18
2012-13	Portland	WHL	44	9	36	45	60	35	2	0	--	--	21	4	16	20	12
	Portland	M-CUP	5	2	5	7	10	--	--	--	--	--	--	--	--	--	--
	Wilkes-Barre	AHL	--	--	--	--	--	--	--	--	--	--	1	0	0	0	0

HARRISON RUOPP



Position: D

Shoots: Right

Ht: 6-3

Wt: 205

DOB: 3/17/93

Birthplace: Zehner, SK

Acquired: From Phoenix with Marc Cheverie and 2012 3rd-round pick for Zbynek Michalek.



Up-To-Date Player Stats: [Harrison Ruopp](#)

2012-13 SEASON

- Completed 4th season with Prince Albert of the Western Hockey League.
- Set career highs in games played (65), assists (15), points (16) and plus-minus (+11).
- Joined Wilkes-Barre/Scranton for postseason run as a member of team's taxi squad.


CAREER/PERSONAL

- Played 4 seasons for Prince Albert of the Western Hockey League from (2009-13).
- Collected 3 goals, 31 assists, 34 points and 395 penalty minutes in 214 career WHL games.
- Set career highs with 15 assists, 16 points, 132 penalty minutes and plus-rating (+11) in 2011-12.
- Originally drafted by Phoenix in the 3rd round (84th overall) of the 2011 NHL Draft.
- Signed through 2015-16 season.

CAREER STATISTICS

YEAR	TEAM	LEAGUE	REGULAR SEASON										PLAYOFFS					
			GP	G	A	PTS	PIM	+/-	PP	SH	GW	S	GP	G	A	PTS	PIM	
2009-10	Prince Albert	WHL	33	0	0	0	38	-15	--	--	--	--	--	--	--	--	--	--
2010-11	Prince Albert	WHL	54	0	9	9	98	8	--	--	--	--	6	0	0	0	9	
2011-12	Prince Albert	WHL	62	2	7	9	127	-23	--	--	--	--	--	--	--	--	--	
2012-13	Prince Albert	WHL	65	1	15	16	132	11	0	0	--	--	4	0	0	0	4	

PHILIP SAMUELSSON



Position: D

Shoots: Left

Ht: 6-2

Wt: 194

DOB: 7/26/91

Birthplace: Leksand, Sweden

Acquired: Drafted by Penguins in 2nd round (61st overall) of the 2009 NHL Draft.



Up-To-Date Player Stats: Philip Samuelsson

2012-13 SEASON

- Finished 2nd season of professional hockey with Wilkes-Barre/Scranton (AHL).
- Set career highs in games played (65), goals (2), assists (8), points (10) and plus-minus (+10).


CAREER/PERSONAL

- Son of former two-time Stanley Cup-winning Penguin Ulf Samuelsson.
- Played 2 seasons of professional hockey, mostly with Wilkes-Barre/Scranton of the American Hockey League.
- Played 2 years with Boston College of Hockey East from 2009-11.
- Member of Eagles' 2010 NCAA national championship-winning team in freshman year.
- Totaled 30 points (5G-15A) in 81 career collegiate games.
- Suited up for Chicago of the United States Hockey League (2008-09).
- Member of the United States Under-18 National Development Team in 2007-08 and '08-09. Won gold medal with '09 squad.
- Boston College teammate of fellow Penguins Brian Dumoulin and Brian Gibbons.
- Signed through 2013-14 season.

CAREER STATISTICS

YEAR	TEAM	LEAGUE	REGULAR SEASON										PLAYOFFS					
			GP	G	A	PTS	PIM	+/-	PP	SH	GW	S	GP	G	A	PTS	PIM	
2007-08	USA U-18	USDP	4	0	0	0	6	--	--	--	--	--	--	--	--	--	--	--
2008-09	Chicago	USHL	54	0	22	22	60	--	--	--	--	--	--	--	--	--	--	--
	USA U-18	USDP	13	0	4	4	12	--	--	--	--	--	--	--	--	--	--	--
2009-10	Boston College	HE	42	1	13	14	36	15	0	0	0	35	--	--	--	--	--	--
2010-11	Boston College	HE	39	4	12	16	72	--	2	0	1	--	--	--	--	--	--	--
2011-12	Wilkes-Barre	AHL	46	1	8	9	26	4	0	0	--	26	10	0	1	1	1	18
	Wheeling	ECHL	5	0	1	1	11	-3	0	0	0	5	3	1	0	1	1	0
2012-13	Wilkes-Barre	AHL	65	2	8	10	70	10	0	0	--	53	15	0	2	2	2	8

ZACH SILL



Position: C

Shoots: Left

Ht: 6-0

Wt: 202

DOB: 5/24/88

Birthplace: Truro, NS

Acquired: Signed as a free agent July 14, 2009.



Up-To-Date Player Stats: Zach Sill

2012-13 SEASON

- Completed 4th full season with Wilkes-Barre/Scranton of the American Hockey League.
- Set career high with 108 penalty minutes.


CAREER/PERSONAL

- Played last 4 seasons with WBS. Also played 6 games with Wheeling of the ECHL.
- Best season was 2010-11 when he set career highs across the board in games played (80), goals (11), assists (19), points (30) and plus-minus (+16).
- His hard work during his first 2 seasons with Wilkes-Barre/Scranton earned him his 1st NHL contract on May 16, 2011.
- In 259 games with WBS, has posted 30 goals, 67 points, 281 penalty minutes and plus-19 rating.
- Played 2 years with Moncton of the Quebec Major Junior Hockey League from 2007-09.
- Totaled 27 goals, 50 points and 173 penalty minutes in 124 QMJHL contests.
- Signed through 2013-14 season.

CAREER STATISTICS

YEAR	TEAM	LEAGUE	REGULAR SEASON										PLAYOFFS					
			GP	G	A	PTS	PIM	+/-	PP	SH	GW	S	GP	G	A	PTS	PIM	
2004-05	Truro	MJAHL	1	0	0	0	0	--	--	--	--	--	--	--	--	--	--	--
2005-06	Truro	MJAHL	48	12	8	20	68	--	--	--	--	--	--	--	--	--	--	--
2006-07	Maine	HE	6	1	1	2	2	--	--	--	--	--	--	--	--	--	--	--
	Truro	MJAHL	6	1	0	1	18	--	--	--	--	--	--	--	--	--	--	--
2007-08	Moncton	QMJHL	66	18	8	26	95	-15	--	--	--	--	--	--	--	--	--	--
2008-09	Moncton	QMJHL	58	9	15	24	78	10	--	--	--	--	10	4	1	5	10	
2009-10	Wilkes-Barre	AHL	54	5	6	11	48	3	--	--	--	--	4	0	0	0	2	
	Wheeling	ECHL	6	1	2	3	15	1	--	--	--	--	--	--	--	--	--	
2010-11	Wilkes-Barre	AHL	80	11	19	30	85	16	0	1	--	105	12	1	2	3	6	
2011-12	Wilkes-Barre	AHL	68	10	7	17	40	-1	0	2	--	92	12	3	1	4	0	
2012-13	Wilkes-Barre	AHL	57	4	5	9	108	1	0	1	--	61	15	2	2	4	6	

PAUL THOMPSON



Position: RW

Shoots: Right

Ht: 6-1

Wt: 198

DOB: 11/30/88

Birthplace: Methuen, NH

Acquired: Signed as a free agent on March 28, 2011.



Up-To-Date Player Stats: Paul Thompson

2012-13 SEASON

- Completed 2nd full season with Wilkes-Barre/Scranton of the American Hockey League.
- Set career highs with 20 goals, 6 power-play goals, 84 penalty minutes and 157 shots.


CAREER/PERSONAL

- Played 2-plus seasons with WBS.
- Totaled 31 goals, 26 assists and 57 points in 131 career AHL games.
- Appeared in 6 games and 4 postseason games with WBS after signing with the Penguins in March of 2011.
- Participated in the Penguins prospect development camp in 2010 and '11.
- Played 4 seasons of college hockey with New Hampshire of Hockey East from 2007-11.
- Named Hockey East Player of the Year his senior season in 2010-11 after scoring a league-leading 52 points and ranking 2nd in goals with 28.
- In college career, recorded 57 goals and 112 points in 140 games.
- Signed through 2013-14 season.

CAREER STATISTICS

YEAR	TEAM	LEAGUE	REGULAR SEASON										PLAYOFFS					
			GP	G	A	PTS	PIM	+/-	PP	SH	GW	S	GP	G	A	PTS	PIM	
2007-08	New Hampshire	HE	35	6	6	12	22	--	--	--	--	--	--	--	--	--	--	--
2008-09	New Hampshire	HE	27	4	5	9	22	--	--	--	--	--	--	--	--	--	--	--
2009-10	New Hampshire	HE	39	19	20	39	24	--	--	--	--	--	--	--	--	--	--	--
2010-11	New Hampshire	HE	39	28	24	52	30	--	--	--	--	--	--	--	--	--	--	--
	Wilkes-Barre	AHL	6	1	2	3	2	4	0	0	0	9	4	0	1	1	2	
2011-12	Wilkes-Barre	AHL	67	10	15	25	37	-1	0	0	--	143	12	2	1	3	2	
2012-13	Wilkes-Barre	AHL	58	20	9	29	84	1	6	0	--	157	15	3	3	6	21	

DOMINIK UHER



Position: C
Shoots: Left

Ht: 6-1

Wt: 199

DOB: 12/31/92

Birthplace: Ostvava, CZE

Acquired: Drafted by Penguins in the 5th round (144th overall) of the 2011 NHL Draft.



Up-To-Date Player Stats: Dominik Uher

2012-13 SEASON

- Completed 1st season of professional hockey with Wilkes-Barre/Scranton of the American Hockey League and Wheeling (ECHL).
- Played majority of season in WBS, appearing in 53 games.
- Posted 7 points (4G-3A) while adding a physical presence to the lineup.
- Recorded 3 assists in 8 postseason games.


CAREER/PERSONAL

- Pronounced: you-AIR
- Played 1 season of professional hockey with Wilkes-Barre/Scranton (AHL) and Wheeling (ECHL) in 2012-13.
- Spent 3 seasons with the Spokane Chiefs of the Western Hockey League (WHL).
- Established career highs in both goals (33) and points (68) in 2011-12. Led the Chiefs in goals during the '11-12 regular season (33), before finishing second on the team during the postseason, finding the back of the net 5 times in 13 contests.
- A native of the Czech Republic, he represented his country at the 2012 World Junior Championship, tallying 3 points (1G-2A) in 6 games.
- Signed through 2014-15.

CAREER STATISTICS

YEAR	TEAM	LEAGUE	REGULAR SEASON										PLAYOFFS				
			GP	G	A	PTS	PIM	+/-	PP	SH	GW	S	GP	G	A	PTS	PIM
2009-10	Spokane	WHL	53	4	12	16	45	7	2	0	--	--	6	0	0	0	2
	Czech	WJ-18	6	1	1	2	0	-1	0	0	1	--	--	--	--	--	
2010-11	Spokane	WHL	65	21	39	60	60	19	12	0	--	--	17	2	9	11	18
2011-12	Spokane	WHL	63	33	35	68	60	29	3	3	--	--	13	5	4	9	6
	Czech	WJC	6	1	2	3	4	1	--	--	--	--	--	--	--	--	
2012-13	Wilkes-Barre	AHL	53	4	3	7	61	-3	1	0	--	61	8	0	3	3	4
	Wheeling	ECHL	3	0	1	1	0	0	0	0	0	5	--	--	--	--	--

JEFF ZATKOFF



Position: G

Catches: Left

Ht: 6-3

Wt: 179

DOB: 6/9/87

Birthplace: Detroit, Mich.

Acquired: Signed as a free agent on July 1, 2012.



Up-To-Date Player Stats: Jeff Zatkoff

2012-13 SEASON

- Completed 1st season with Wilkes-Barre/Scranton of the American Hockey League.
- Set new career highs in games played (49), minutes played (2,799), wins (26), goals-against average (1.93) and shutouts (5).
- Tied career high with .920 save percentage (2011-12).
- Teamed with Brad Thiessen to allow the fewest goals (178) in the AHL.


CAREER/PERSONAL

- Played 4-plus seasons with the Manchester Monarchs and Wilkes-Barre/Scranton of the American Hockey League.
- Recorded a career 77-63-6 AHL record, hitting the 20-win mark in 3 of 4 seasons.
- Posted a save percentage of .911 or higher in each of his 4 full AHL seasons.
- Selected to play in the 2013 AHL All-Star Game.
- Attended Miami (Ohio) University of the CCHA for 3 years from 2005-08.
- Named a CCHA Second-Team All-Star and to the CCHA All-Tournament team as a junior in 2007-08. Also named CCHA honorable mention in '06-07 as a sophomore and was CCHA Rookie of the Year as a freshman in '05-06.
- Represented the United States at the 2007 World Junior Championship in Sweden – earning a bronze medal.
- Father, Jeff, was drafted by the Indiana Pacers of the National Basketball Association (NBA); uncle, Roger, played in the National Football League (NFL) for the Detroit Lions and Green Bay Packers.
- Signed through 2013-14 season.

CAREER STATISTICS

YEAR	TEAM	LEAGUE	REGULAR SEASON								PLAYOFFS					
			GP	W	L	T	MIN	GA	SO	GAA	GP	W-L	MIN	GA	SO	GAA
2004-05	Sioux City	USHL	24	13	6	3	1271	54	1	2.55	2	0-0	68	10	0	8.88
2005-06	Miami (Ohio)	NCAA	20	14	5	1	1217	41	3	2.02	--	--	--	--	--	--
2006-07	Miami (Ohio)	NCAA	26	14	8	3	1542	58	1	2.26	--	--	--	--	--	--
2007-08	Miami (Ohio)	NCAA	36	27	8	1	2161	62	3	1.72	--	--	--	--	--	--
2008-09	Manchester	AHL	3	1	2	0	182	7	0	2.31	--	--	--	--	--	--
	Ontario	ECHL	37	17	15	3	2164	107	1	2.97	7	3-4	418	26	0	3.73
2009-10	Manchester	AHL	22	10	9	0	1170	57	2	2.92	--	--	--	--	--	--
2010-11	Manchester	AHL	45	20	17	5	2508	112	3	2.68	5	1-3	253	16	0	3.80
2011-12	Manchester	AHL	44	21	17	1	2432	101	3	2.49	2	0-2	96	7	0	4.34
2012-13	Wilkes-Barre	AHL	49	26	20	0	2799	90	5	1.93	5	2-3	253	23	0	5.45

ANTON ZLOBIN



Position: RW

Shoots: Right

Ht: 5-11

Wt: 189

DOB: 2/22/93

Birthplace: Moscow, Russia

Acquired: Drafted by Penguins in the 6th round (173rd overall) of the 2012 NHL Draft.



Up-To-Date Player Stats: Anton Zlobin

2012-13 SEASON

- Played for Val d'Or of the Quebec Major Junior Hockey League.
- Finished 9th in QMJHL in points (91) and 5th in assists (62).
- Broke 20-goal mark for 3rd straight season with 29.
- Notched a point per game in the playoffs with 10 (2G-8A) in 10 contests.
- Represented Team Russia in the 2012 Subway Super Series. Collected 1 assist.

CAREER/PERSONAL

- Played 3 seasons in the Quebec Major Junior Hockey League with Shawinigan (2010-12) and Val d'Or (2012-13)
- Totaled 92 goals, 120 assists, 212 points and plus-61 rating in 186 games.
- Helped lead Shawinigan to 1st-ever Memorial Cup championship in 2012. Scored 2 goals, including game-winner in OT, in Memorial Cup Final against London (OHL). Ranked 1st (tied) with 5 goals (5) and 2nd (tied) with 9 points in tournament.
- Scored career-high 40 goals in 2011-12. Was 1 of 6 players to hit the 40-mark in QMJHL.
- Recorded 23 goals, 45 points in 59 games with Shawinigan during rookie campaign in 2010-11.
- Played for Team Russia at the 2010 World Under-17 Championship, notching 10 points (2G-8A) in 6 games.
- Signed through 2015-16 season.

CAREER STATISTICS

YEAR	TEAM	LEAGUE	REGULAR SEASON										PLAYOFFS				
			GP	G	A	PTS	PIM	+/-	PP	SH	GW	S	GP	G	A	PTS	PIM
2009-10	Spartak-2	RUS-JR.	51	50	42	92	--	--	--	--	--	--	--	--	--	--	--
	Russia	WJ U-17	6	2	8	10	10	--	--	--	--	--	--	--	--	--	
2010-11	Shawinigan	QMJHL	59	23	22	45	28	--	--	--	--	--	12	5	1	6	2
2011-12	Shawinigan	QMJHL	66	40	36	76	50	--	--	--	--	--	11	3	7	10	10
	Shawinigan	M-CUP	6	5	4	9	0	4	--	--	--	--	--	--	--	--	
2012-13	Val-d'Or	QMJHL	61	29	62	91	43	9	--	--	--	--	10	2	8	10	4

IN THE SYSTEM

JOSH ARCHIBALD




Pos: C **Ht:** 5-10 **Wt:** 181 **DOB:** 10/6/92 **POB:** Regina, SK
Acquired: Drafted by Penguins in 6th round (174th overall) of 2011 NHL Draft.

CAREER STATISTICS

YEAR	TEAM	LEAGUE	REGULAR SEASON										PLAYOFFS					
			GP	G	A	PTS	PIM	+/-	PP	SH	GW	S	GP	G	A	PTS	PIM	
2010-11	Brainerd	USHS	25	27	46	73	40	--	--	--	--	--	--	--	--	--	--	--
2011-12	Nebraska-Omaha	WCHA	36	10	5	15	33	3	1	0	0	61	--	--	--	--	--	--
	United States	WJC	6	0	2	2	6	-2	--	--	--	--	--	--	--	--	--	--
2012-13	Nebraska-Omaha	WCHA	39	19	17	36	34	18	--	--	--	--	--	--	--	--	--	--

DANE BIRKS




Pos: D **Ht:** 6-3 **Wt:** 190 **DOB:** 8/29/95 **POB:** Merritt, BC
Acquired: Drafted by Penguins in 6th round (164th overall) of 2013 NHL Draft.

CAREER STATISTICS

YEAR	TEAM	LEAGUE	REGULAR SEASON										PLAYOFFS					
			GP	G	A	PTS	PIM	+/-	PP	SH	GW	S	GP	G	A	PTS	PIM	
2011-12	Trail	BCHL	10	0	0	0	12	--	--	--	--	--	--	--	--	--	--	--
2012-13	Merritt	BCHL	52	5	15	20	28	--	--	--	--	--	5	0	1	1	6	

THEODOR BLUEGER




Pos: C **Ht:** 6-1 **Wt:** 183 **DOB:** 8/15/94 **POB:** Riga, Latvia
Acquired: Drafted by Penguins in 2nd round (52nd overall) of 2012 NHL Draft.

CAREER STATISTICS

YEAR	TEAM	LEAGUE	REGULAR SEASON										PLAYOFFS					
			GP	G	A	PTS	PIM	+/-	PP	SH	GW	S	GP	G	A	PTS	PIM	
2010-11	Shattuck	HS-MN	54	24	42	66	32	--	--	--	--	--	--	--	--	--	--	--
2011-12	Shattuck	HS-MN	51	24	64	88	63	--	--	--	--	--	--	--	--	--	--	--
	Latvia	WJC	6	1	2	3	2	-5	--	--	--	--	--	--	--	--	--	--
2012-13	Minn-Mankato	WCHA	37	6	13	19	40	--	--	--	--	--	--	--	--	--	--	--
	Latvia	WJC	6	1	1	2	8	-1	1	0	0	18	--	--	--	--	--	--

BLAINE BYRON




Pos: D **Ht:** 5-11 **Wt:** 163 **DOB:** 2/21/95 **POB:** Ottawa, ON
Acquired: Drafted by Penguins in 6th round (179th overall) of the 2013 NHL Draft.

CAREER STATISTICS

YEAR	TEAM	LEAGUE	REGULAR SEASON										PLAYOFFS					
			GP	G	A	PTS	PIM	+/-	PP	SH	GW	S	GP	G	A	PTS	PIM	
2010-11	Kemptville	CCHL	9	1	1	2	2	--	--	--	--	--	--	--	--	--	--	--
2011-12	Kemptville	CCHL	42	12	27	39	20	--	--	--	--	--	--	--	--	--	--	--
2012-13	Kemptville	CCHL	24	7	16	23	8	--	--	--	--	--	--	--	--	--	--	--
	Smiths Falls	CCHL	27	5	24	29	16	--	--	--	--	--	--	--	--	--	--	--

JAKE GUENTZEL




Pos: C **Ht:** 5-10 **Wt:** 157 **DOB:** 10/6/94 **POB:** Omaha, NE
Acquired: Drafted by Penguins in 3rd round (77th overall) of 2013 NHL Draft.

CAREER STATISTICS

YEAR	TEAM	LEAGUE	REGULAR SEASON										PLAYOFFS				
			GP	G	A	PTS	PIM	+/-	PP	SH	GW	S	GP	G	A	PTS	PIM
2012-13	Sioux City	USHL	60	29	44	73	24	13	11	0	3	153	--	--	--	--	--

RILEY HOLZAPFEL




Pos: C **Ht:** 6-0 **Wt:** 185 **DOB:** 8/18/88 **POB:** Regina, SK
Acquired: Signed as free agent on July 1, 2012.

CAREER STATISTICS

YEAR	TEAM	LEAGUE	REGULAR SEASON										PLAYOFFS				
			GP	G	A	PTS	PIM	+/-	PP	SH	GW	S	GP	G	A	PTS	PIM
2004-05	Moose Jaw	WHL	63	15	13	28	32	2	--	--	--	--	5	1	2	3	8
2005-06	Moose Jaw	WHL	64	19	38	57	46	35	--	--	--	--	22	7	9	16	20
2006-07	Moose Jaw	WHL	72	39	43	82	94	-3	--	--	--	--	--	--	--	--	--
2007-08	Moose Jaw	WHL	49	18	23	41	43	3	--	--	--	--	6	3	5	8	12
	Chicago	AHL	1	0	0	0	0	0	--	--	--	--	--	--	--	--	--
2008-09	Chicago	AHL	73	13	19	32	38	8	--	--	--	--	--	--	--	--	--
2009-10	Chicago	AHL	60	7	16	23	30	-2	--	--	--	--	14	0	3	3	6
2010-11	Chicago	AHL	69	12	15	27	20	0	--	--	--	--	--	--	--	--	--
2011-12	St. John's	AHL	29	8	7	15	8	7	--	--	--	--	--	--	--	--	--
	Syracuse	AHL	28	8	14	22	34	4	--	--	--	--	4	0	1	1	4
2012-13	Wilkes-Barre	AHL	76	21	30	51	93	-1	3	0	--	115	15	4	6	10	8

TRISTAN JARRY



Pos: G **Ht:** 6-1 **Wt:** 183 **DOB:** 4/29/95 **POB:** Surrey, BC
Acquired: Drafted by Penguins in 2nd round (44th overall) of 2013 NHL Draft.

CAREER STATISTICS

YEAR	TEAM	LEAGUE	REGULAR SEASON								PLAYOFFS					
			GP	W	L	T	MIN	GA	SO	GAA	GP	W-L	MIN	GA	SO	GAA
2011-12	Edmonton	WHL	14	8	2	1	718	35	0	2.93	--	--	--	--	--	--
2012-13	Edmonton	WHL	27	18	7	0	1495	40	6	1.61	1	0-0	27	0	0	0.00

TROY JOSEPHS




Pos: C **Ht:** 5-11 **Wt:** 176 **DOB:** 5/9/94 **POB:** Whitby, ON
Acquired: Drafted by Penguins in 7th round (209th overall) of 2013 NHL Draft.

CAREER STATISTICS

YEAR	TEAM	LEAGUE	REGULAR SEASON										PLAYOFFS				
			GP	G	A	PTS	PIM	+/-	PP	SH	GW	S	GP	G	A	PTS	PIM
2011-12	St. Michaels	OJHL	41	11	13	24	10	--	2	0	2	--	5	0	0	0	2
2012-13	St. Michaels	OJHL	42	17	20	37	64	--	1	2	3	--	24	7	13	20	38

SEAN MAGUIRE




Pos: G **Ht:** 6-2 **Wt:** 202 **DOB:** 2/2/93 **POB:** Edmonton, AB
Acquired: Drafted by Penguins in 4th round (113th overall) of 2012 NHL Draft.

CAREER STATISTICS

YEAR	TEAM	LEAGUE	REGULAR SEASON								PLAYOFFS					
			GP	W	L	T	MIN	GA	SO	GAA	GP	W-L	MIN	GA	SO	GAA
2010-11	Powell River	BCHL	15	10	3	0	841	35	2	2.50	2	0-0	44	1	0	1.38
2011-12	Powell River	BCHL	31	17	12	1	1774	69	3	2.33	15	7-6	808	28	2	2.08
2012-13	Boston University	HE	21	13	8	0	1230	52	4	2.54	--	--	--	--	--	--

MATIA MARCANTUONI




Pos: RW/C **Ht:** 6-0 **Wt:** 197 **DOB:** 2/22/94 **POB:** Woodbridge, ON
Acquired: Drafted by Penguins in 4th round (92nd overall) of 2012 NHL Draft.

CAREER STATISTICS

YEAR	TEAM	LEAGUE	REGULAR SEASON										PLAYOFFS				
			GP	G	A	PTS	PIM	+/-	PP	SH	GW	S	GP	G	A	PTS	PIM
2009-10	St. Michaels	OJHL	2	2	0	2	2	--	--	--	--	--	--	--	--	--	--
2010-11	Kitchener	OHL	42	11	16	27	26	--	--	--	--	--	7	0	0	0	0
2011-12	Kitchener	OHL	24	9	5	14	10	--	--	--	--	--	--	--	--	--	--
2012-13	Kitchener	OHL	64	7	18	25	34	-3	1	2	--	--	10	1	1	2	6

MATTHEW MURRAY




Pos: G **Ht:** 6-4 **Wt:** 162 **DOB:** 5/25/94 **POB:** Thunder Bay, ON
Acquired: Drafted by Penguins in 3rd round (83rd overall) of 2012 NHL Draft.

CAREER STATISTICS

YEAR	TEAM	LEAGUE	REGULAR SEASON							PLAYOFFS						
			GP	W	L	T	MIN	GA	SO	GAA	GP	W-L	MIN	GA	SO	GAA
2010-11	Sault Ste Marie	OHL	28	8	11	1	1377	87	1	3.79	--	--	--	--	--	--
2011-12	Sault Ste Marie	OHL	36	13	19	1	1912	130	0	4.08	--	--	--	--	--	--
2012-13	Sault Ste Marie	OHL	53	26	19	2	2910	178	2	3.67	6	2-4	381	17	0	2.67

ALEXANDER PECHURSKIY




Pos: G **Ht:** 6-0 **Wt:** 187 **DOB:** 6/4/90 **POB:** Magnitogorsk, Russia
Acquired: Drafted by Penguins in 5th round (150th overall) of 2008 NHL Draft.

CAREER STATISTICS

YEAR	TEAM	LEAGUE	REGULAR SEASON								PLAYOFFS					
			GP	W	L	T	MIN	GA	SO	GAA	GP	W-L	MIN	GA	SO	GAA
2006-07	Russia	U-18 WC	3	2	1	0	--	--	--	3.90	--	--	--	--	--	--
2007-08	Russia	U-18 WC	5	4	1	0	--	--	--	3.06	--	--	--	--	--	--
2009-10	PITTSBURGH	NHL	1	0	0	0	36	1	0	1.67	--	--	--	--	--	--
	Tri-City	WHL	27	13	10	1	1403	61	4	2.61	7	1-2	305	15	0	2.95
	Magnitogorsk	KHL	1	0	0	0	30	3	0	6.00	--	--	--	--	--	--
2010-11	Mississippi	CHL	37	17	14	2	2029	103	1	3.04	--	--	--	--	--	--
2011-12	Magnitogorsk	KHL	5	0	2	0	259	11	0	2.55	--	--	--	--	--	--
	PIT/NHL TOTALS		1	0	0	0	36	1	0	1.67	--	--	--	--	--	--

BRYAN RUST




Pos: RW **Ht:** 6-0 **Wt:** 191 **DOB:** 5/11/92 **POB:** Pontiac, MI
Acquired: Drafted by Penguins in 3rd round (80th overall) of 2010 NHL Draft.

CAREER STATISTICS

YEAR	TEAM	LEAGUE	REGULAR SEASON										PLAYOFFS					
			GP	G	A	PTS	PIM	+/-	PP	SH	GW	S	GP	G	A	PTS	PIM	
2008-09	United States	U-17	58	9	11	20	22	--	--	--	--	--	--	--	--	--	--	--
2009-10	United States	U-18	27	10	13	23	6	--	--	--	--	--	--	--	--	--	--	--
2010-11	Notre Dame	CCHA	40	6	13	19	4	14	0	1	0	58	--	--	--	--	--	--
2011-12	Notre Dame	CCHA	40	5	6	11	14	-2	0	0	1	78	--	--	--	--	--	--
2012-13	Notre Dame	CCHA	41	15	19	34	4	25	5	1	4	121	--	--	--	--	--	--

RYAN SEGALLA




Pos: D **Ht:** 6-1 **Wt:** 190 **DOB:** 12/29/94 **POB:** Boston, MA
Acquired: Drafted by Penguins in 4th round (119th overall) of 2013 NHL Draft.

CAREER STATISTICS

YEAR	TEAM	LEAGUE	REGULAR SEASON										PLAYOFFS					
			GP	G	A	PTS	PIM	+/-	PP	SH	GW	S	GP	G	A	PTS	PIM	
2012-13	Salisbury Prep	HS	28	10	8	18	--	--	--	--	--	--	--	--	--	--	--	--

CLARK SEYMOUR



Pos: D **Ht:** 6-4 **Wt:** 202 **DOB:** 5/18/93 **POB:** Brockville, ON
Acquired: Drafted by Penguins in 5th round (143rd overall) of 2012 NHL Draft.

CAREER STATISTICS

YEAR	TEAM	LEAGUE	REGULAR SEASON										PLAYOFFS				
			GP	G	A	PTS	PIM	+/-	PP	SH	GW	S	GP	G	A	PTS	PIM
2009-10	Kingston	OHL	60	1	5	6	58	--	--	--	--	--	5	0	0	0	2
2010-11	Peterborough	OHL	58	3	4	7	59	--	--	--	--	--	--	--	--	--	--
2011-12	Peterborough	OHL	47	0	8	8	96	-4	2	0	--	--	--	--	--	--	--
2012-13	Peterborough	OHL	62	3	10	13	61	-7	0	0	--	--	--	--	--	--	--

OSKAR SUNDQVIST




Pos: C **Ht:** 6-3 **Wt:** 182 **DOB:** 3/23/94 **POB:** Boden, Sweden
Acquired: Drafted by Penguins in 3rd round (81st overall) of 2012 NHL Draft.

CAREER STATISTICS

YEAR	TEAM	LEAGUE	REGULAR SEASON										PLAYOFFS				
			GP	G	A	PTS	PIM	+/-	PP	SH	GW	S	GP	G	A	PTS	PIM
2010-11	Skelleftea	SWE-JR.	21	13	12	25	54	--	--	--	--	--	--	--	--	--	--
	Skelleftea	SWE-ALL	17	6	4	10	46	--	--	--	--	--	8	1	0	1	29
2011-12	Skelleftea	SWE-Elit	1	0	0	0	0	--	--	--	--	--	--	--	--	--	--
	Skelleftea	SWE-JR.	22	13	23	36	78	30	--	--	--	--	--	--	--	--	--
	Skelleftea	SWE-ALL	17	8	9	17	51	7	--	--	--	--	7	5	5	10	14
2012-13	Skelleftea	SWE-Elit	2	1	0	1	0	1	--	--	--	--	--	--	--	--	--
	Skelleftea	SWE-Elit	14	1	0	1	8	2	--	--	--	--	--	--	--	--	--

SCOTT WILSON



Pos: C **Ht:** 5-11 **Wt:** 166 **DOB:** 4/24/92 **POB:** Oakville, ON
Acquired: Drafted by Penguins in 7th round (209th overall) of 2011 NHL Draft.

CAREER STATISTICS

YEAR	TEAM	LEAGUE	REGULAR SEASON										PLAYOFFS				
			GP	G	A	PTS	PIM	+/-	PP	SH	GW	S	GP	G	A	PTS	PIM
2008-09	Georgetown	OJHL	6	0	1	1	2	--	--	--	--	--	--	--	--	--	--
2009-10	Georgetown	OJHL	56	24	43	67	28	0	--	--	--	--	--	--	--	--	--
2010-11	Georgetown	OJHL	42	20	41	61	59	--	--	--	--	--	4	1	2	3	8
2011-12	Umass-Lowell	HE	35	16	21	37	26	14	5	0	2	82	--	--	--	--	--
2012-13	Umass-Lowell	HE	41	16	22	38	32	5	6	0	5	114	--	--	--	--	--

OPPONENTS





ANAHEIM DUCKS

WEBSITE: anaheimducks.com

DUCKS VS. PENS

All-time scorer vs. Pittsburgh: Teemu Selanne (14gp, 7-17-24)

All-time Pittsburgh scorer vs. Anaheim: Jaromir Jagr (13gp, 11-11-22)

Longest Anaheim win streak vs. Pittsburgh:

3, Oct. 6, 2001-Dec. 15, 2002; Jan. 18, 1999-Jan. 29, 2000

Longest Pittsburgh win streak vs. Anaheim:

4, Oct. 6, 2007-Nov. 16, 2009; Dec. 7, 1996-Dec. 10, 1997

Longest Anaheim undefeated streak vs. Pittsburgh:

4, Dec. 1, 1998-Jan. 29, 2000 (3-0-1)

Longest Pittsburgh undefeated streak vs. Anaheim:

6, Mar. 6, 2004-Nov. 16, 2009 (5-0-1)

Last Anaheim win at home:

Nov. 5, 2010 (3-2) (0-0-0 since last win)

Last Pittsburgh win at home:

Nov. 16, 2009 (5-2) (0-1-0 since last win)

Last Anaheim win at Pittsburgh:

Feb. 15, 2012 (2-1) (0-0-0 since last win)

Last Pittsburgh win at Anaheim:

Nov. 3, 2009 (4-3) (0-1-0 since last win)

Most goals by Anaheim vs. Pittsburgh:

7, Jan. 29, 2000 (A, 7-1)

Most goals by Pittsburgh vs. Anaheim:

7, Dec. 11, 1996 (P, 7-3)

Most goals by both teams:

10, Dec. 11, 1996 (P, 7-3)

Last Anaheim shutout vs. Pittsburgh:

Dec. 15, 2002 (5-0), Jean-Sebastien Giguere

Last Pittsburgh shutout vs. Anaheim:

Dec. 10, 1997 (3-0), Tom Barrasso

Last Anaheim hat trick vs. Pittsburgh:

None

Last Pittsburgh hat trick vs. Anaheim:

None

Last Pittsburgh trade with Anaheim:

June 24, 2013 – Harry Zolnierczyk to Pittsburgh in exchange for Alex Grant

Pittsburgh's Overtime/Shootout Record vs. Anaheim: 0-2-2

YEAR BY YEAR

YEAR	PIT	ROAD	TOTAL	GF/GA
1993-94	0-0-1	1-0-0	1-0-1	7-5
1994-95	Did Not Play			
1995-96	1-0-0	0-1-0	1-1-0	8-8
1996-97	1-0-0	1-0-0	2-0-0	12-6
1997-98	1-0-0	1-0-0	2-0-0	8-2
1998-99	0-0-1	0-1-0	0-1-1	7-9
1999-00	0-1-0	0-1-0	0-2-0	2-9
2000-01	1-0-0	0-0-0	1-0-0	3-2
2001-02	0-1-0	0-1-0	0-2-0	4-8
2002-03	0-0-0	0-1-0	0-1-0	0-5
2003-04	1-0-0	0-0-0	1-0-0	2-1
2004-05	No Season			
2005-06	Did Not Play			
2006-07	0-0-0	0-0-1	0-0-1	2-3
2007-08	1-0-0	0-0-0	1-0-0	5-4
2008-09	1-0-0	0-0-0	1-0-0	3-1
2009-10	1-0-0	1-0-0	2-0-0	9-5
2010-11	0-0-0	0-1-0	0-1-0	2-3
2011-12	0-1-0	0-0-0	0-1-0	1-2
2012-13	Did Not Play			
TOTALS	8-3-2	4-6-1	12-9-3	75-73

PITTSBURGH PENGUINS vs. ANAHEIM DUCKS 2011-2012 REGULAR SEASON

at PITTSBURGH PENGUINS

at ANAHEIM DUCKS

Date	Score	W Goal
15 Feb '12	ANA 2 @ PIT 1	Teemu Selanne

Date	Score	W Goal
	no games	

Individual Scoring

PENGUINS							
Player	GP	G	A	P	+/-	PIM	PP SH
Jordan Staal	1	1	0	1	1	2	0 0
Pascal Dupuis	1	0	1	1	1	0	0 0
Craig Adams	1	0	0	0	0	0	0 0
Matt Cooke	1	0	0	0	1	0	0 0
Deryk Engelland	1	0	0	0	1	0	0 0
Dustin Jeffrey	1	0	0	0	0	0	0 0
Chris Kunitz	1	0	0	0	-2	2	0 0
Kris Letang	1	0	0	0	-1	0	0 0
Evgeni Malkin	1	0	0	0	-2	2	0 0
Paul Martin	1	0	0	0	-1	0	0 0
Zbynek Michalek	1	0	0	0	-1	0	0 0
James Neal	1	0	0	0	-2	0	0 0
Matt Niskanen	1	0	0	0	-1	0	0 0
Cal O'Reilly	1	0	0	0	0	0	0 0
Brooks Orpik	1	0	0	0	1	0	0 0
Richard Park	1	0	0	0	0	0	0 0
Steve Sullivan	1	0	0	0	0	0	0 0
Joe Vitale	1	0	0	0	0	0	0 0

Power Play: 0-1 0.0% / Penalty Killing: 3-3 100.0%

DUCKS							
Player	GP	G	A	P	+/-	PIM	PP SH
Corey Perry	1	1	0	1	0	2	0 0
Teemu Selanne	1	1	0	1	1	0	0 0
Matt Beleskey	1	0	1	1	1	0	0 0
Sheldon Brookbank	1	0	1	1	0	0	0 0
Bobby Ryan	1	0	1	1	1	0	0 0
Luca Sbisa	1	0	1	1	0	0	0 0
Francois Beauchemin	1	0	0	0	1	0	0 0
Jason Blake	1	0	0	0	-1	0	0 0
Nick Bonino	1	0	0	0	0	0	0 0
Andrew Cogliano	1	0	0	0	0	0	0 0
Cam Fowler	1	0	0	0	1	0	0 0
Ryan Getzlaf	1	0	0	0	-1	0	0 0
Niklas Hagman	1	0	0	0	0	0	0 0
Saku Koivu	1	0	0	0	2	0	0 0
Toni Lydman	1	0	0	0	0	0	0 0
George Parros	1	0	0	0	0	0	0 0
Rod Pelley	1	0	0	0	0	0	0 0
Lubomir Visnovsky	1	0	0	0	0	0	0 0

Power Play: 0-3 0.0% / Penalty Killing: 1-1 100.0%

Goaltending

PENGUINS								
Goalie	GP	Min	WLOT	GA	SA	SV	GAA	SV%
Marc-Andre Fleury	1	59	0-1-0	2	29	27	2.02	.931

DUCKS								
Goalie	GP	Min	WLOT	GA	SA	SV	GAA	SV%
Jonas Hiller	1	60	1-0-0	1	26	25	1.00	.962

Goals by Period

PENGUINS					
	1st	2nd	3rd	OT	Total
Goals	1	0	0	0	1

DUCKS					
	1st	2nd	3rd	OT	Total
Goals	0	1	1	0	2

Shots by Period

PENGUINS					
	1st	2nd	3rd	OT	Total
Shots	13	7	6	0	26

DUCKS					
	1st	2nd	3rd	OT	Total
Shots	8	13	8	0	29

* - Overtime ** - Shootout



BOSTON BRUINS

WEBSITE: bostonbruins.com

BRUINS VS. PENS

All-time scorer vs. Pittsburgh: Ray Bourque (72gp, 25-63-88)

All-time Pittsburgh scorer vs. Boston: Mario Lemieux (43gp, 31-42-73)

Longest Boston win streak vs. Pittsburgh:

9, Jan. 8, 2004-Jan. 18, 2007

Longest Pittsburgh win streak vs. Boston:

12, Feb. 8, 1993-Apr. 28, 1995

Longest Boston undefeated streak vs. Pittsburgh:

11, Mar. 2, 1969-Dec. 6, 1970 (9-0-2)

Longest Pittsburgh undefeated streak vs. Boston:

12, Feb. 8, 1993-Apr. 28, 1995 (12-0-0)

Last Boston win at home:

Nov. 10, 2009 (3-0) (0-5-1 since last win)

Last Pittsburgh win at home:

Mar. 17, 2013 (2-1) (0-0-0 since last win)

Last Boston win at Pittsburgh:

Dec. 5, 2011 (3-1) (0-3-0 since last win)

Last Pittsburgh win at Boston:

Apr. 20, 2013 (3-2) (0-0-0 since last win)

Most goals by Boston vs. Pittsburgh:

8, Mar. 14, 1989 (B, 8-2)

Most goals by Pittsburgh vs. Boston:

9, Nov. 30, 1995 (P, 9-6)

Most goals by both teams:

15, Nov. 30, 1995 (P, 9-6)

Last Boston shutout vs. Pittsburgh:

Nov. 10, 2009 (3-0) – Tim Thomas

Last Pittsburgh shutout vs. Boston:

Mar. 18, 2010 (3-0) – Marc-Andre Fleury

Last Boston hat trick vs. Pittsburgh:

Feb. 1, 2004 – Glen Murray

Last Pittsburgh hat trick vs. Boston:

Apr. 18, 1998 – Martin Straka

Last Pittsburgh trade with Boston:

Dec. 19, 2006 – Future considerations to Pittsburgh in exchange for Wade Brookbank

Pittsburgh's Overtime/Shootout Record vs. Boston: 9-2-10

YEAR BY YEAR

YEAR	PIT	ROAD	TOTAL	GF/GA
1967-68	1-1-0	1-1-0	2-2-0	10-10
1968-69	1-2-0	0-3-0	1-5-0	13-25
1969-70	0-2-1	0-3-0	0-5-1	9-21
1970-71	1-1-1	0-3-0	1-4-1	18-28
1971-72	1-1-1	0-1-2	1-2-3	20-21
1972-73	1-2-0	0-2-0	1-4-0	14-21
1973-74	0-2-0	0-3-0	0-5-0	16-30
1974-75	1-0-2	0-2-0	1-2-2	20-21
1975-76	0-0-2	0-3-0	0-3-2	14-24
1976-77	1-1-1	0-2-0	1-3-1	10-17
1977-78	0-2-0	0-3-0	0-5-0	11-33
1978-79	1-0-1	1-1-0	2-1-1	14-16
1979-80	0-2-0	2-0-0	2-2-0	14-16
1980-81	0-2-0	0-1-1	0-3-1	13-22
1981-82	1-1-0	0-0-1	1-1-1	10-10
1982-83	1-0-0	0-2-0	1-2-0	10-14
1983-84	0-2-0	0-1-0	0-3-0	7-18
1984-85	0-1-0	1-1-0	1-2-0	12-16
1985-86	1-1-0	0-1-0	1-2-0	8-11
1986-87	1-0-0	0-2-0	1-2-0	9-11
1987-88	0-1-1	0-1-0	0-2-1	7-11
1988-89	0-1-0	1-0-1	1-1-1	10-13
1989-90	1-1-0	0-1-0	1-2-0	13-15
1990-91	1-0-0	0-1-1	1-1-1	12-11
1991-92	0-0-1	1-1-0	1-1-1	14-15
1992-93	2-0-0	*2-1-0	4-1-0	18-14
1993-94	#3-0-0	3-0-0	6-0-0	33-17
1994-95	2-0-0	1-1-0	3-1-0	15-12
1995-96	2-0-0	1-2-0	3-2-0	29-27
1996-97	2-1-0	0-2-0	2-3-0	17-18
1997-98	2-0-1	1-2-0	3-2-1	20-20
1998-99	1-0-1	0-2-0	1-2-1	8-8
1999-00	1-0-1	0-2-0	1-2-1	9-10
2000-01	0-1-1	0-2-0	0-3-1	7-13
2001-02	0-2-0	1-1-0	1-3-0	9-15
2002-03	0-2-0	2-0-0	2-2-0	10-10
2003-04	1-1-0	0-2-0	1-3-0	8-15
2004-05	No Season			
2005-06	0-1-1	0-2-0	0-3-1	13-22
2006-07	1-0-1	1-0-1	2-0-2	16-9
2007-08	1-1-0	1-1-0	2-2-0	10-13
2008-09	1-1-0	1-1-0	2-2-0	11-14
2009-10	2-0-0	1-1-0	3-1-0	11-9
2010-11	0-2-0	2-0-0	2-2-0	12-15
2011-12	1-1-0	2-0-0	3-1-0	13-9
2012-13	2-0-0	1-0-0	3-0-0	8-5

TOTALS 38-39-17 27-61-7 65-100-24 585-725

* = one game played in Atlanta # = one game played in Cleveland

PITTSBURGH PENGUINS vs. BOSTON BRUINS 2012-2013 REGULAR SEASON

at PITTSBURGH PENGUINS

Date	Score	W Goal
17 Mar '13	BOS 1 @ PIT 2	Joe Vitale
12 Mar '13	BOS 2 @ PIT 3	Brandon Sutter

at BOSTON BRUINS

Date	Score	W Goal
20 Apr '13	PIT 3 @ BOS 2	Kris Letang

Individual Scoring

PENGUINS										BRUINS									
Player	GP	G	A	P	+/-	PIM	PP	SH		Player	GP	G	A	P	+/-	PIM	PP	SH	
Chris Kunitz	3	1	2	3	2	2	0	0		Tyler Seguin	3	3	0	3	3	0	0	0	
Jussi Jokinen	1	1	2	3	0	2	0	0		Zdeno Chara	3	1	2	3	0	2	1	0	
Brandon Sutter	3	2	0	2	0	0	0	0		Brad Marchand	3	1	1	2	2	6	1	0	
Kris Letang	3	1	1	2	-1	0	1	0		Patrice Bergeron	3	0	2	2	3	4	0	0	
Beau Bennett	3	0	2	2	1	0	0	0		Johnny Boychuk	3	0	1	1	-1	0	0	0	
Joe Vitale	3	1	0	1	1	2	0	0		Rich Peverley	3	0	1	1	-1	2	0	0	
Sidney Crosby	2	1	0	1	3	2	0	0		Dennis Seidenberg	3	0	1	1	-2	0	0	0	
Jarome Iginla	1	1	0	1	-1	5	1	0		Gregory Campbell	3	0	0	0	-1	0	0	0	
Craig Adams	3	0	1	1	2	0	0	0		Andrew Ference	3	0	0	0	-2	2	0	0	
Pascal Dupuis	3	0	1	1	2	0	0	0		Nathan Horton	3	0	0	0	-3	5	0	0	
Deryk Engelland	3	0	1	1	1	0	0	0		David Krejci	3	0	0	0	-3	0	0	0	
Tanner Glass	3	0	1	1	1	5	0	0		Adam McQuaid	3	0	0	0	-1	5	0	0	
Matt Niskanen	3	0	1	1	1	2	0	0		Daniel Paille	3	0	0	0	-2	0	0	0	
Brooks Orpik	3	0	1	1	2	2	0	0		Shawn Thornton	3	0	0	0	-1	0	0	0	
James Neal	2	0	1	1	2	0	0	0		Jordan Caron	2	0	0	0	0	0	0	0	
Matt Cooke	3	0	0	0	-2	2	0	0		Dougie Hamilton	2	0	0	0	0	0	0	0	
Mark Eaton	3	0	0	0	-1	0	0	0		Milan Lucic	2	0	0	0	-3	0	0	0	
Tyler Kennedy	3	0	0	0	-2	2	0	0		Jay Pandolfo	2	0	0	0	0	0	0	0	
Dustin Jeffrey	2	0	0	0	0	0	0	0		Matt Bartkowski	1	0	0	0	-1	2	0	0	
Paul Martin	2	0	0	0	3	0	0	0		Jaromir Jagr	1	0	0	0	0	2	0	0	
Brenden Morrow	1	0	0	0	0	0	0	0		Chris Kelly	1	0	0	0	-1	0	0	0	
Douglas Murray	1	0	0	0	1	0	0	0		Carl Soderberg	1	0	0	0	0	2	0	0	

Power Play: 2-11 18.2% / Penalty Killing: 6-8 75.0%

Power Play: 2-8 25.0% / Penalty Killing: 9-11 81.8%

Goaltending

PENGUINS									BRUINS									
Goalie	GP	Min	WLOT	GA	SA	SV	GAA	SV%		Goalie	GP	Min	WLOT	GA	SA	SV	GAA	SV%
Tomas Vokoun	2	120	2-0-0	3	72	69	1.50	.958		Anton Khudobin	1	59	0-1-0	3	34	31	3.05	.912
Marc-Andre Fleury	1	60	1-0-0	2	16	14	2.00	.875		Tuukka Rask	2	118	0-2-0	5	42	37	2.54	.881

Goals by Period

PENGUINS						BRUINS					
	1st	2nd	3rd	OT	Total		1st	2nd	3rd	OT	Total
Goals	2	1	5	0	8	Goals	4	0	1	0	5

Shots by Period

PENGUINS						BRUINS					
	1st	2nd	3rd	OT	Total		1st	2nd	3rd	OT	Total
Shots	26	27	23	0	76	Shots	29	31	28	0	88

* - Overtime ** - Shootout



BUFFALO SABRES

WEBSITE: buffalosabres.com

SABRES VS. PENS

All-time scorer vs. Pittsburgh: Gilbert Perreault (69gp, 39-51-90)

All-time Pittsburgh scorer vs. Buffalo: Jaromir Jagr (47gp, 31-39-70)

Longest Buffalo win streak vs. Pittsburgh:

5, Oct. 10, 2005-Nov. 17, 2006; Oct. 24, 1979-Oct. 18, 1980

Longest Pittsburgh win streak vs. Buffalo:

6, Feb. 1, 2010-Mar. 8, 2011

Longest Buffalo undefeated streak vs. Pittsburgh:

9, Oct. 10, 1970-Dec. 31, 1971 (3-0-6)

Longest Pittsburgh undefeated streak vs. Buffalo:

14, Oct. 27, 1976-Feb. 17, 1979 (6-0-8)

Last Buffalo win at home:

Feb. 19, 2012 (6-2) (0-2-0 since last win)

Last Pittsburgh win at home:

Dec. 17, 2011 (8-3) (0-2-0 since last win)

Last Buffalo win at Pittsburgh:

Apr. 23, 2013 (4-2) (0-0-0 since last win)

Last Pittsburgh win at Buffalo:

Feb. 17, 2013 (4-3) (0-0-0 since last win)

Most goals by Buffalo vs. Pittsburgh:

10, Mar. 4, 1983 (B, 10-2); Dec. 7, 1980 (B, 10-1)

Most goals by Pittsburgh vs. Buffalo:

8, Dec. 17, 2012 (P, 8-3); Oct. 13, 1987 (P, 8-3)

Most goals by both teams:

13, Oct. 12, 1988 (B, 8-5); Mar. 10, 1976 (B, 7-6)

Last Buffalo shutout vs. Pittsburgh:

Jan. 21, 2003 (0-0) – Martin Biron

Last Pittsburgh shutout vs. Buffalo:

Nov. 24, 2010 (1-0) – Marc-Andre Fleury

Last Buffalo hat trick vs. Pittsburgh:

Oct. 12, 1988 – Dave Andreychuk

Last Pittsburgh hat trick vs. Buffalo:

Dec. 17, 2011 – Evgeni Malkin

Last Pittsburgh trade with Buffalo:

Mar. 11, 1999 – Matthew Barnaby to Pittsburgh in exchange for Stu Barnes

Pittsburgh's Overtime/Shootout Record vs. Buffalo: 8-6-14

YEAR BY YEAR

YEAR	PIT	ROAD	TOTAL	GF/GA
1970-71	0-2-1	0-0-3	0-2-4	19-22
1971-72	0-1-2	1-1-1	1-2-3	14-14
1972-73	0-0-2	0-3-0	0-3-2	9-14
1973-74	3-0-0	0-2-0	3-2-0	17-15
1974-75	0-0-2	0-3-0	0-3-2	18-30
1975-76	1-2-0	0-2-0	1-4-0	13-27
1976-77	3-0-0	1-0-1	4-0-1	20-12
1977-78	0-0-2	0-0-3	0-0-5	17-17
1978-79	1-0-1	1-0-1	2-0-2	19-15
1979-80	0-2-0	0-2-0	0-4-0	8-30
1980-81	0-2-0	0-1-1	0-3-1	5-21
1981-82	1-1-0	0-1-0	1-2-0	12-15
1982-83	1-0-0	0-1-1	1-1-1	12-18
1983-84	0-2-0	0-1-0	0-3-0	9-16
1984-85	0-0-1	0-2-0	0-2-1	5-12
1985-86	1-0-1	1-0-0	2-0-1	11-6
1986-87	1-0-0	1-0-1	2-0-1	15-10
1987-88	2-0-0	0-0-1	2-0-1	16-9
1988-89	1-0-0	0-2-0	1-2-0	13-16
1989-90	0-2-0	0-1-0	0-3-0	6-14
1990-91	1-0-0	1-0-1	2-0-1	14-10
1991-92	1-1-0	1-0-0	2-1-0	14-11
1992-93	2-0-0	1-1-0	3-1-0	18-16
1993-94	*3-0-0	2-1-0	5-1-0	21-13
1994-95	1-0-1	1-1-0	2-1-1	15-13
1995-96	2-1-0	1-1-1	3-2-1	23-22
1996-97	3-0-0	0-3-0	3-3-0	14-14
1997-98	2-0-1	0-1-1	2-1-2	11-9
1998-99	1-0-1	0-2-0	1-2-1	10-11
1999-00	1-0-1	2-0-0	3-0-1	10-5
2000-01	1-1-0	2-0-0	3-1-0	17-11
2001-02	1-0-1	1-1-0	2-1-1	10-9
2002-03	2-0-0	1-0-1	3-0-1	14-5
2003-04	1-0-1	1-1-0	2-1-1	7-9
2004-05	No Season			
2005-06	0-1-1	0-1-1	0-2-2	10-14
2006-07	1-0-1	1-1-0	2-1-1	11-14
2007-08	2-0-0	2-0-0	4-0-0	14-5
2008-09	1-1-0	1-1-0	2-2-0	15-13
2009-10	2-0-0	1-1-0	3-1-0	13-11
2010-11	2-0-0	2-0-0	4-0-0	12-5
2011-12	1-1-0	1-1-0	2-2-0	17-15
2012-13	0-2-0	1-0-0	1-2-0	7-11
TOTALS	46-22-20	28-39-18	74-61-38	555-579

*Includes one game played in Sacramento

PITTSBURGH PENGUINS vs. BUFFALO SABRES 2012-2013 REGULAR SEASON

at PITTSBURGH PENGUINS

Date	Score	W Goal
23 Apr '13	BUF 4 @ PIT 2	Steve Ott
02 Apr '13	BUF 4 @ PIT 1	Steve Ott

at BUFFALO SABRES

Date	Score	W Goal
17 Feb '13	PIT 4 @ BUF 3	Paul Martin

Individual Scoring

PENGUINS										SABRES									
Player	GP	G	A	P	+/-	PIM	PP	SH		Player	GP	G	A	P	+/-	PIM	PP	SH	
Chris Kunitz	3	1	3	4	0	4	0	0		Thomas Vanek	2	3	2	5	1	2	1	0	
Pascal Dupuis	3	2	1	3	-1	0	0	0		Cody Hodgson	3	2	2	4	3	2	0	0	
Sidney Crosby	1	1	2	3	3	2	1	0		Steve Ott	3	3	0	3	4	20	0	0	
Evgeni Malkin	3	0	3	3	-3	2	0	0		Mark Pysyk	2	0	3	3	3	0	0	0	
Jarome Iginla	2	2	0	2	-2	0	2	0		Kevin Porter	2	2	0	2	2	0	0	1	
Kris Letang	2	0	2	2	1	0	0	0		Jochen Hecht	3	1	1	2	3	0	0	0	
Paul Martin	1	1	0	1	1	0	0	0		Christian Ehrhoff	3	0	2	2	1	2	0	0	
Matt Cooke	3	0	1	1	-4	0	0	0		Drew Stafford	3	0	2	2	0	2	0	0	
Brooks Orpik	3	0	1	1	-1	0	0	0		Jason Pominville	2	0	2	2	2	4	0	0	
Brandon Sutter	3	0	1	1	-2	0	0	0		Tyler Ennis	3	0	1	1	-2	0	0	0	
Craig Adams	3	0	0	0	0	0	0	0		Nathan Gerbe	3	0	1	1	1	0	0	0	
Deryk Engelland	3	0	0	0	-1	2	0	0		Brian Flynn	2	0	1	1	1	0	0	0	
Tanner Glass	3	0	0	0	-1	7	0	0		Adam Pardy	2	0	1	1	4	2	0	0	
Matt Niskanen	3	0	0	0	-2	0	0	0		Andrej Sekera	2	0	1	1	3	0	0	0	
Beau Bennett	2	0	0	0	-1	0	0	0		Marcus Foligno	3	0	0	0	-1	0	0	0	
Mark Eaton	2	0	0	0	-4	0	0	0		Mike Weber	3	0	0	0	1	8	0	0	
Dustin Jeffrey	2	0	0	0	-1	0	0	0		Patrick Kaleta	2	0	0	0	0	0	0	0	
Tyler Kennedy	2	0	0	0	-1	0	0	0		Tyler Myers	2	0	0	0	1	2	0	0	
Brenden Morrow	2	0	0	0	-3	2	0	0		John Scott	2	0	0	0	0	0	0	0	
Douglas Murray	2	0	0	0	-3	0	0	0		Luke Adam	1	0	0	0	1	0	0	0	
James Neal	2	0	0	0	-2	4	0	0		Mikhail Grigorenko	1	0	0	0	2	0	0	0	
Robert Bortuzzo	1	0	0	0	-1	0	0	0		Jordan Leopold	1	0	0	0	-1	0	0	0	
Simon Despres	1	0	0	0	-1	2	0	0		Cody McCormick	1	0	0	0	0	5	0	0	
Jussi Jokinen	1	0	0	0	-1	2	0	0		Robyn Regehr	1	0	0	0	0	2	0	0	
Joe Vitale	1	0	0	0	-1	0	0	0		Chad Ruhwedel	1	0	0	0	0	0	0	0	
										Alexander Sulzer	1	0	0	0	0	0	0	0	

Power Play: 3-11 27.3% / Penalty Killing: 8-9 88.9%

Power Play: 1-9 11.1% / Penalty Killing: 8-11 72.7%

Goaltending

PENGUINS									SABRES									
Goalie	GP	Min	WLOT	GA	SA	SV	GAA	SV%		Goalie	GP	Min	WLOT	GA	SA	SV	GAA	SV%
Marc-Andre Fleury	3	155	1-1-0	6	81	75	2.32	.926		Ryan Miller	3	179	2-1-0	7	97	90	2.34	.928
Tomas Vokoun	1	23	0-1-0	4	13	9	10.29	.692										

Goals by Period

PENGUINS						SABRES					
	1st	2nd	3rd	OT	Total		1st	2nd	3rd	OT	Total
Goals	4	0	3	0	7	Goals	4	3	4	0	11

Shots by Period

PENGUINS						SABRES					
	1st	2nd	3rd	OT	Total		1st	2nd	3rd	OT	Total
Shots	34	23	40	0	97	Shots	26	31	38	0	95

* - Overtime ** - Shootout



CALGARY FLAMES

Franchise played as Atlanta Flames from 1972-73 to 1979-80

WEBSITE: calgaryflames.com

FLAMES VS. PENS

All-time scorer vs. Pittsburgh: Al MacInnis (27gp, 6-23-29)

All-time Pittsburgh scorer vs. Calgary: Mario Lemieux (25gp, 20-42-62)

Longest Calgary win streak vs. Pittsburgh:

5, Nov. 4, 1977-Nov. 3, 1978

Longest Pittsburgh win streak vs. Calgary:

5, Dec. 6, 2007-Oct. 8, 2011

Longest Calgary undefeated streak vs. Pittsburgh:

10, Feb. 7, 1981-Feb. 16, 1984 (6-0-4)

Longest Pittsburgh undefeated streak vs. Calgary:

8, Dec. 16, 1972-Mar. 31, 1974 (6-0-2)

Last Calgary win at home:

Dec. 7, 2003 (6-1) (0-2-1 since last win)

Last Pittsburgh win at home:

Nov. 27, 2010 (4-1) (0-0-0 since last win)

Last Calgary win at Pittsburgh:

Dec. 3, 2005 (3-2) (0-2-0 since last win)

Last Pittsburgh win at Calgary:

Oct. 8, 2011 (5-3) (0-0-0 since last win)

Most goals by Calgary vs. Pittsburgh:

10, Mar. 9, 1989 (C, 10-3); Feb. 16, 1984 (C, 10-3)

Most goals by Pittsburgh vs. Calgary:

7, Dec. 19, 1989 (P, 7-1)

Most goals by both teams:

13, Mar. 9, 1989 (C, 10-3); Feb. 16, 1984 (C, 10-3)

Last Calgary shutout vs. Pittsburgh:

Jan. 16, 1982 (4-0) – Pat Riggin

Last Pittsburgh shutout vs. Calgary:

Mar. 25, 2009 (2-0) – Marc-Andre Fleury

Last Calgary hat trick vs. Pittsburgh:

Dec. 7, 2003 – Shean Donovan

Last Pittsburgh hat trick vs. Calgary:

Nov. 27, 2010 – Sidney Crosby

Last Pittsburgh trade with Calgary:

Mar. 28, 2013 – Jarome Iginla to Pittsburgh in exchange for Kenny Agostino, Ben Hanowski and 2013 first-round draft pick

Pittsburgh's Overtime/Shootout Record vs. Calgary: 1-0-7

YEAR BY YEAR

YEAR	PIT	ROAD	TOTAL	GF/GA
1972-73	3-0-0	1-1-0	4-1-0	23-15
1973-74	1-0-2	2-1-0	3-1-2	19-18
1974-75	1-0-1	0-1-1	1-1-2	12-14
1975-76	1-0-1	1-1-0	2-1-1	13-10
1976-77	0-1-1	0-2-0	0-3-1	12-18
1977-78	1-1-0	0-2-0	1-3-0	8-13
1978-79	0-2-0	0-1-1	0-3-1	7-16
1979-80	1-0-1	1-1-0	2-1-1	11-11
1980-81	1-1-0	0-1-1	1-2-1	13-19
1981-82	0-0-1	0-1-1	0-1-2	7-11
1982-83	0-2-0	0-1-0	0-3-0	6-14
1983-84	0-0-1	0-1-1	0-1-2	10-17
1984-85	2-0-0	0-0-1	2-0-1	18-13
1985-86	1-0-0	0-2-0	1-2-0	9-14
1986-87	0-2-0	1-0-0	1-2-0	10-11
1987-88	1-0-0	1-0-1	2-0-1	14-10
1988-89	1-1-0	0-1-0	1-2-0	11-15
1989-90	0-0-1	0-2-0	0-2-1	9-13
1990-91	2-0-0	0-1-0	2-1-0	13-12
1991-92	1-0-0	1-1-0	2-1-0	16-12
1992-93	1-0-0	1-0-0	2-0-0	7-5
1993-94	0-0-1	0-1-0	0-1-1	5-7
1994-95	Did Not Play			
1995-96	1-0-0	0-1-0	1-1-0	10-8
1996-97	1-0-0	0-1-0	1-1-0	9-9
1997-98	1-0-0	0-1-0	1-1-0	7-7
1998-99	1-0-0	1-0-0	2-0-0	10-3
1999-00	0-0-0	0-1-0	0-1-0	2-8
2000-01	1-0-0	0-0-1	1-0-1	7-4
2001-02	0-0-0	1-0-0	1-0-0	6-4
2002-03	1-0-0	0-0-0	1-0-0	2-0
2003-04	0-0-0	0-1-0	0-1-0	1-6
2004-05	No Season			
2005-06	0-1-0	0-0-0	0-1-0	2-3
2006-07	Did Not Play			
2007-08	0-0-0	1-0-0	1-0-0	3-2
2008-09	1-0-0	0-0-0	1-0-0	2-0
2009-10	0-0-0	1-0-0	1-0-0	3-1
2010-11	1-0-0	0-0-0	1-0-0	4-1
2011-12	0-0-0	1-0-0	1-0-0	5-3
2012-13	Did Not Play			
TOTALS	26-11-10	14-27-8	40-38-18	326-347

PITTSBURGH PENGUINS vs. CALGARY FLAMES 2011-2012 REGULAR SEASON

at PITTSBURGH PENGUINS

at CALGARY FLAMES

Date	Score	W Goal
no games		

Date	Score	W Goal
08 Oct '11	PIT 5 @ CGY 3	Evgeni Malkin

Individual Scoring

Player	PENGUINS							
	GP	G	A	P	+/-	PIM	PP	SH
Matt Niskanen	1	1	1	2	-1	0	1	0
Jordan Staal	1	1	1	2	1	0	0	0
Kris Letang	1	0	2	2	0	2	0	0
Craig Adams	1	1	0	1	-1	0	0	0
Tyler Kennedy	1	1	0	1	0	2	0	0
Evgeni Malkin	1	1	0	1	0	6	1	0
Pascal Dupuis	1	0	1	1	1	0	0	0
Mark Letestu	1	0	1	1	-1	0	0	0
Paul Martin	1	0	1	1	1	0	0	0
James Neal	1	0	1	1	-1	0	0	0
Arron Asham	1	0	0	0	0	0	0	0
Matt Cooke	1	0	0	0	0	0	0	0
Deryk Engelland	1	0	0	0	0	4	0	0
Chris Kunitz	1	0	0	0	0	0	0	0
Ben Lovejoy	1	0	0	0	-1	0	0	0
Zbynek Michalek	1	0	0	0	1	0	0	0
Steve Sullivan	1	0	0	0	0	0	0	0
Joe Vitale	1	0	0	0	0	0	0	0

Power Play: 2-5 40.0% / Penalty Killing: 3-3 100.0%

Player	FLAMES							
	GP	G	A	P	+/-	PIM	PP	SH
Rene Bourque	1	1	0	1	1	2	0	0
Curtis Glencross	1	1	0	1	-1	2	0	0
Olli Jokinen	1	1	0	1	1	2	0	0
Mark Giordano	1	0	1	1	0	0	0	0
Niklas Hagman	1	0	1	1	1	0	0	0
Scott Hannan	1	0	1	1	1	0	0	0
Roman Horak	1	0	1	1	1	0	0	0
Alex Tanguay	1	0	1	1	-1	2	0	0
Anton Babchuk	1	0	0	0	1	0	0	0
Jay Bouwmeester	1	0	0	0	0	0	0	0
Chris Butler	1	0	0	0	0	2	0	0
Jarome Iginla	1	0	0	0	-2	0	0	0
Tim Jackman	1	0	0	0	-1	0	0	0
Tom Kostopoulos	1	0	0	0	-1	0	0	0
David Moss	1	0	0	0	0	0	0	0
Cory Sarich	1	0	0	0	0	4	0	0
Matt Stajan	1	0	0	0	-1	0	0	0
Lee Stempniak	1	0	0	0	1	2	0	0

Power Play: 0-3 0.0% / Penalty Killing: 3-5 60.0%

Goaltending

Goalie	PENGUINS							
	GP	Min	WLOT	GA	SA	SV	GAA	SV%
Marc-Andre Fleury	1	60	1-0-0	3	20	17	3.00	.850

Goalie	FLAMES							
	GP	Min	WLOT	GA	SA	SV	GAA	SV%
Miikka Kiprusoff	1	59	0-1-0	4	36	32	4.07	.889

Goals by Period

	PENGUINS				
	1st	2nd	3rd	OT	Total
Goals	0	4	1	0	5

	FLAMES				
	1st	2nd	3rd	OT	Total
Goals	1	0	2	0	3

Shots by Period

	PENGUINS				
	1st	2nd	3rd	OT	Total
Shots	9	16	12	0	37

	FLAMES				
	1st	2nd	3rd	OT	Total
Shots	4	5	11	0	20

* - Overtime ** - Shootout



CAROLINA HURRICANES

Franchise played as Hartford Whalers from 1979-80 to 1996-97

WEBSITE: carolinahurricanes.com

HURRICANES VS. PENS

All-time scorer vs. Pittsburgh: Ron Francis (50gp, 21-41-62)

All-time Pittsburgh scorer vs. Carolina: Mario Lemieux (40gp, 30-44-74)

Longest Carolina win streak vs. Pittsburgh:

4, Feb. 26, 1989-Mar. 25, 1990; Oct. 28, 1986-Jan. 9, 1988

Longest Pittsburgh win streak vs. Carolina:

6, Oct. 3, 1997-Apr. 16, 1998

Longest Carolina undefeated streak vs. Pittsburgh:

7, Feb. 26, 1989-Dec. 8, 1990 (6-0-1)

Longest Pittsburgh undefeated streak vs. Carolina:

12, Nov. 22, 1996-Jan. 7, 1999 (9-0-3)

Last Carolina win at home:

Feb. 28, 2013 (4-1) (0-1-0 since last win)

Last Pittsburgh win at home:

Apr. 27, 2013 (8-3) (0-0-0 since last win)

Last Carolina win at Pittsburgh:

Mar. 20, 2010 (3-2 OT) (0-3-2 since last win)

Last Pittsburgh win at Carolina:

Apr. 9, 2013 (5-3) (0-0-0 since last win)

Most goals by Carolina vs. Pittsburgh:

9, Mar. 30, 1989 (H, 9-5); Nov. 22, 1984 (H, 9-3); Dec. 26, 1980 (H, 9-7)

Most goals by Pittsburgh vs. Carolina:

10, Apr. 3, 1993 (P, 10-2)

Most goals by both teams:

16, Dec. 26, 1980 (H, 9-7)

Last Carolina shutout vs. Pittsburgh:

Mar. 6, 2003 (4-0) – Kevin Weekes

Last Pittsburgh shutout vs. Carolina:

Oct. 30, 2010 (3-0) – Brent Johnson

Last Carolina hat trick vs. Pittsburgh:

Nov. 29, 2003 – Radim Vrbata

Last Pittsburgh hat trick vs. Carolina:

Apr. 27, 2013 – James Neal

Last Pittsburgh trade with Carolina:

Apr. 3, 2013 – Jussi Jokinen to Pittsburgh in exchange for a conditional 2013 draft pick

Pittsburgh's Overtime/Shootout Record vs. Carolina: 8-5-10

YEAR BY YEAR

YEAR	PIT	ROAD	TOTAL	GF/GA
1979-80	1-0-1	0-2-0	1-2-1	15-21
1980-81	1-1-0	1-1-0	2-2-0	20-20
1981-82	1-0-1	1-0-0	2-0-1	18-11
1982-83	1-0-0	2-0-0	3-0-0	14-7
1983-84	1-1-0	1-0-0	2-1-0	11-10
1984-85	1-0-0	0-2-0	1-2-0	10-13
1985-86	1-1-0	0-1-0	1-2-0	12-10
1986-87	0-1-0	0-2-0	0-3-0	12-18
1987-88	2-0-0	0-1-0	2-1-0	13-11
1988-89	0-1-0	1-1-0	1-2-0	15-20
1989-90	0-1-1	0-1-0	0-2-1	9-15
1990-91	0-1-0	1-1-0	1-2-0	10-11
1991-92	0-2-0	0-0-1	0-2-1	11-16
1992-93	1-0-0	2-0-0	3-0-0	21-8
1993-94	2-0-0	2-1-0	4-1-0	23-22
1994-95	1-1-0	1-1-0	2-2-0	15-16
1995-96	3-0-0	0-2-1	3-2-1	28-18
1996-97	0-0-2	2-1-0	2-1-2	22-17
1997-98	3-0-0	3-0-0	6-0-0	22-10
1998-99	1-1-0	1-0-1	2-1-1	13-12
1999-00	1-1-0	1-1-0	2-2-0	14-13
2000-01	0-2-0	1-1-0	1-3-0	12-15
2001-02	0-2-0	0-0-2	0-2-2	6-15
2002-03	1-1-0	1-1-0	2-2-0	7-9
2003-04	1-0-1	0-2-0	1-2-1	9-10
2004-05	No Season			
2005-06	0-2-0	1-0-1	1-2-1	14-17
2006-07	1-1-0	0-2-0	1-3-0	8-14
2007-08	2-0-0	0-2-0	2-2-0	10-12
2008-09	1-1-0	1-0-1	2-1-1	12-8
2009-10	0-1-1	1-0-1	1-1-2	10-12
2010-11	2-0-0	1-1-0	3-1-0	11-10
2011-12	2-0-0	1-1-0	3-1-0	12-10
2012-13	1-0-0	1-1-0	2-1-0	14-10
TOTALS	32-22-7	27-29-8	59-51-15	453-441

PITTSBURGH PENGUINS vs. CAROLINA HURRICANES 2012-2013 REGULAR SEASON

at PITTSBURGH PENGUINS

Date	Score	W Goal
27 Apr '13	CAR 3 @ PIT 8	James Neal

at CAROLINA HURRICANES

Date	Score	W Goal
09 Apr '13	PIT 5 @ CAR 3	Evgeni Malkin
28 Feb '13	PIT 1 @ CAR 4	Jiri Tlustý

Individual Scoring

PENGUINS										HURRICANES									
Player	GP	G	A	P	+/-	PIM	PP	SH		Player	GP	G	A	P	+/-	PIM	PP	SH	
James Neal	2	3	1	4	1	0	1	0		Eric Staal	3	1	5	6	-1	6	0	0	
Evgeni Malkin	2	2	2	4	4	0	1	0		Jiri Tlustý	3	2	2	4	0	0	0	0	
Pascal Dupuis	3	1	3	4	3	0	0	0		Kevin Westgarth	2	2	0	2	2	5	0	0	
Jussi Jokinen	2	2	1	3	2	0	0	0		Joe Corvo	3	1	1	2	2	0	1	0	
Brenden Morrow	2	2	1	3	2	2	0	0		Tuomo Ruutu	2	1	1	2	0	2	0	0	
Chris Kunitz	3	1	2	3	5	2	0	0		Jordan Staal	3	0	2	2	-1	0	0	0	
Jarome Iginla	2	0	3	3	2	2	0	0		Patrick Dwyer	2	0	2	2	1	0	0	0	
Matt Cooke	3	1	1	2	-1	0	0	0		Alexander Semin	2	0	2	2	-1	0	0	0	
Craig Adams	3	0	2	2	-2	4	0	0		Bobby Sanguinetti	3	1	0	1	1	0	0	0	
Kris Letang	2	0	2	2	2	2	0	0		Jeff Skinner	3	1	0	1	-2	6	0	0	
Paul Martin	2	0	2	2	-1	2	0	0		Riley Nash	2	1	0	1	-1	2	0	0	
Beau Bennett	2	1	0	1	0	0	0	0		Tim Gleason	3	0	1	1	-1	0	0	0	
Robert Bortuzzo	2	1	0	1	-1	7	0	0		Chad LaRose	3	0	1	1	-1	2	0	0	
Matt Niskanen	3	0	1	1	0	0	0	0		Jamie McBain	3	0	1	1	-2	0	0	0	
Brandon Sutter	3	0	1	1	0	0	0	0		Tim Brent	3	0	0	0	0	0	0	0	
Deryk Engelland	2	0	1	1	-2	7	0	0		Justin Faulk	3	0	0	0	-4	0	0	0	
Sidney Crosby	1	0	1	1	-2	0	0	0		Drayson Bowman	2	0	0	0	-2	0	0	0	
Tanner Glass	3	0	0	0	-2	2	0	0		Jay Harrison	2	0	0	0	1	11	0	0	
Tyler Kennedy	3	0	0	0	-2	0	0	0		Tim Wallace	2	0	0	0	-1	0	0	0	
Mark Eaton	2	0	0	0	4	0	0	0		Marc-Andre Bergeron	1	0	0	0	-2	0	0	0	
Douglas Murray	2	0	0	0	0	2	0	0		Nicolas Blanchard	1	0	0	0	-1	0	0	0	
Brooks Orpik	2	0	0	0	4	0	0	0		Zac Dalpe	1	0	0	0	-1	0	0	0	
Simon Despres	1	0	0	0	0	0	0	0		Jussi Jokinen	1	0	0	0	0	0	0	0	
Dustin Jeffrey	1	0	0	0	0	0	0	0		Jared Staal	1	0	0	0	-2	2	0	0	
Joe Vitale	1	0	0	0	-1	2	0	0											

Power Play: 2-10 20.0% / Penalty Killing: 10-11 90.9%

Power Play: 1-11 9.1% / Penalty Killing: 8-10 80.0%

Goaltending

PENGUINS										HURRICANES									
Goalie	GP	Min	WLOT	GA	SA	SV	GAA	SV%		Goalie	GP	Min	WLOT	GA	SA	SV	GAA	SV%	
Marc-Andre Fleury	3	178	2-1-0	10	87	77	3.36	.885		Cam Ward	1	60	1-0-0	1	27	26	1.00	.963	
										Justin Peters	2	119	0-2-0	12	67	55	6.05	.821	

Goals by Period

PENGUINS						HURRICANES					
	1st	2nd	3rd	OT	Total		1st	2nd	3rd	OT	Total
Goals	4	2	8	0	14	Goals	3	6	1	0	10

Shots by Period

PENGUINS						HURRICANES					
	1st	2nd	3rd	OT	Total		1st	2nd	3rd	OT	Total
Shots	31	31	33	0	95	Shots	27	37	23	0	87

* - Overtime ** - Shootout



CHICAGO BLACKHAWKS

WEBSITE: chicagoblackhawks.com

BLACKHAWKS VS. PENS

All-time scorer vs. Pittsburgh: Stan Mikita (52gp, 32-39-71)

All-time Pittsburgh scorer vs. Chicago: Mario Lemieux (27gp, 25-37-62)

Longest Chicago win streak vs. Pittsburgh:

9, Dec. 18, 1968-Dec. 20, 1970

Longest Pittsburgh win streak vs. Chicago:

3, Dec. 26, 1999-Mar. 29, 2001

Longest Chicago undefeated streak vs. Pittsburgh:

9, Jan. 4, 1981-Mar. 14, 1983 (7-0-2); Dec. 18, 1968-Dec. 20, 1970 (9-0-0)

Longest Pittsburgh undefeated streak vs. Chicago:

6, Mar. 5, 1998-Mar. 29, 2001 (4-0-2); Dec. 2, 1978-Dec.19, 1979 (2-0-4)

Last Chicago win at home:

Feb. 20, 2011 (3-2 SO) (0-0-0 since last win)

Last Pittsburgh win at home:

Dec. 20, 2011 (3-2) (0-0-0 since last win)

Last Chicago win at Pittsburgh:

Dec. 5, 2009 (2-1 OT) (0-1-0 since last win)

Last Pittsburgh win at Chicago:

Feb. 27, 2009 (5-4 OT) (0-0-1 since last win)

Most goals by Chicago vs. Pittsburgh:

9, Mar. 19, 1978 (C, 9-1); Jan. 21, 1973 (C, 9-3)

Most goals by Pittsburgh vs. Chicago:

10, Feb. 21, 1976 (P, 10-1)

Most goals by both teams:

13, Dec. 6, 1988 (P, 7-6); Oct. 23, 1968 (C, 8-5)

Last Chicago shutout vs. Pittsburgh:

Jan. 6, 2002 (2-0) – Jocelyn Thibault

Last Pittsburgh shutout vs. Chicago:

Dec. 29, 2003 (1-0) – Sebastien Caron

Last Chicago hat trick vs. Pittsburgh:

Feb. 27, 2009 – Jonathan Toews

Last Pittsburgh hat trick vs. Chicago:

Jan. 25, 2003 – Alexei Kovalev

Last Pittsburgh trade with Chicago:

July 17, 2008 – Danny Richmond to Pittsburgh in exchange for Tim Brent

Pittsburgh's Overtime/Shootout Record vs. Chicago: 2-1-7

YEAR BY YEAR

YEAR	PIT	ROAD	TOTAL	GF/GA
1967-68	1-0-1	0-2-0	1-2-1	10-14
1968-69	1-2-0	1-2-0	2-4-0	22-28
1969-70	0-3-0	0-3-0	0-6-0	7-27
1970-71	2-1-0	0-3-0	2-4-0	12-17
1971-72	0-3-0	0-2-1	0-5-1	11-27
1972-73	2-0-0	1-2-0	3-2-0	15-18
1973-74	0-3-0	1-2-0	1-5-0	12-20
1974-75	2-0-0	0-1-1	2-1-1	20-14
1975-76	1-1-0	0-1-1	1-2-1	21-16
1976-77	2-0-0	0-2-0	2-2-0	12-9
1977-78	2-0-0	0-1-1	2-1-1	12-16
1978-79	2-0-0	0-0-2	2-0-2	15-8
1979-80	0-1-1	0-1-1	0-2-2	7-9
1980-81	1-1-0	0-2-0	1-3-0	15-20
1981-82	0-0-1	0-1-1	0-1-2	11-14
1982-83	0-2-0	0-1-0	0-3-0	9-15
1983-84	0-0-1	1-1-0	1-1-1	7-7
1984-85	1-1-0	0-1-0	1-2-0	12-15
1985-86	1-0-0	0-1-1	1-1-1	12-13
1986-87	1-1-0	1-0-0	2-1-0	9-4
1987-88	1-0-0	1-1-0	2-1-0	17-12
1988-89	2-0-0	1-0-0	3-0-0	20-15
1989-90	0-1-0	0-2-0	0-3-0	11-16
1990-91	0-2-0	0-1-0	0-3-0	7-15
1991-92	0-0-1	1-0-0	1-0-1	8-7
1992-93	1-0-0	0-1-0	1-1-0	6-8
1993-94	1-0-0	0-1-0	1-1-0	5-7
1994-95	Did Not Play			
1995-96	1-0-0	0-1-0	1-1-0	7-8
1996-97	0-1-0	0-1-0	0-2-0	3-7
1997-98	0-0-1	0-1-0	0-1-1	3-5
1998-99	1-0-0	0-0-0	1-0-0	5-2
1999-00	0-0-1	1-0-0	1-0-1	7-5
2000-01	1-0-0	1-0-0	2-0-0	9-2
2001-02	0-0-0	0-1-0	0-1-0	0-2
2002-03	1-0-0	0-0-1	1-0-1	6-4
2003-04	1-0-0	1-0-0	2-0-0	2-0
2004-05	No Season			
2005-06	0-0-0	0-1-0	0-1-0	1-4
2006-07	1-0-0	0-0-0	1-0-0	5-4
2007-08	Did Not Play			
2008-09	0-0-0	1-0-0	1-0-0	5-4
2009-10	0-0-1	0-0-0	0-0-1	1-2
2010-11	0-0-0	0-0-1	0-0-1	2-3
2011-12	1-0-0	0-0-0	1-0-0	3-2
2012-13	Did Not Play			
TOTALS	31-23-8	12-40-11	43-63-19	384-445

PITTSBURGH PENGUINS vs. CHICAGO BLACKHAWKS 2011-2012 REGULAR SEASON

at PITTSBURGH PENGUINS

at CHICAGO BLACKHAWKS

Date	Score	W Goal
20 Dec '11	CHI 2 @ PIT 3	Tyler Kennedy

Date	Score	W Goal
	no games	

Individual Scoring

PENGUINS								
Player	GP	G	A	P	+/-	PIM	PP	SH
Evgeni Malkin	1	0	3	3	1	0	0	0
Matt Niskanen	1	0	2	2	-1	0	0	0
Tyler Kennedy	1	1	0	1	0	0	0	0
Chris Kunitz	1	1	0	1	0	0	1	0
James Neal	1	1	0	1	0	6	0	0
Ben Lovejoy	1	0	1	1	1	0	0	0
Craig Adams	1	0	0	0	0	0	0	0
Arron Asham	1	0	0	0	0	0	0	0
Matt Cooke	1	0	0	0	-1	0	0	0
Simon Despres	1	0	0	0	0	0	0	0
Pascal Dupuis	1	0	0	0	0	0	0	0
Deryk Engelland	1	0	0	0	0	5	0	0
Brooks Orpik	1	0	0	0	0	0	0	0
Alexandre Picard	1	0	0	0	0	0	0	0
Jordan Staal	1	0	0	0	-1	0	0	0
Steve Sullivan	1	0	0	0	0	0	0	0
Joe Vitale	1	0	0	0	0	0	0	0
Jason Williams	1	0	0	0	0	2	0	0

Power Play: 1-7 14.3% / Penalty Killing: 3-3 100.0%

BLACKHAWKS								
Player	GP	G	A	P	+/-	PIM	PP	SH
Viktor Stalberg	1	1	1	2	2	0	0	0
Jonathan Toews	1	1	0	1	-1	0	0	0
Marian Hossa	1	0	1	1	2	0	0	0
Patrick Kane	1	0	1	1	-1	4	0	0
Bryan Bickell	1	0	0	0	0	4	0	0
Dave Bolland	1	0	0	0	0	2	0	0
Andrew Brunette	1	0	0	0	0	0	0	0
Michael Frolik	1	0	0	0	0	0	0	0
Niklas Hjalmarsson	1	0	0	0	1	0	0	0
Duncan Keith	1	0	0	0	0	0	0	0
Marcus Kruger	1	0	0	0	0	0	0	0
Nick Leddy	1	0	0	0	0	2	0	0
Jamal Mayers	1	0	0	0	0	0	0	0
Steve Montador	1	0	0	0	-1	0	0	0
Jeremy Morin	1	0	0	0	-1	0	0	0
John Scott	1	0	0	0	0	17	0	0
Brent Seabrook	1	0	0	0	0	0	0	0
Patrick Sharp	1	0	0	0	0	0	0	0

Power Play: 0-3 0.0% / Penalty Killing: 6-7 85.7%

Goaltending

PENGUINS								
Goalie	GP	Min	WLOT	GA	SA	SV	GAA	SV%
Marc-Andre Fleury	1	60	1-0-0	2	38	36	2.00	.947

BLACKHAWKS								
Goalie	GP	Min	WLOT	GA	SA	SV	GAA	SV%
Ray Emery	1	59	0-1-0	3	28	25	3.08	.893

Goals by Period

PENGUINS					
	1st	2nd	3rd	OT	Total
Goals	1	2	0	0	3

BLACKHAWKS					
	1st	2nd	3rd	OT	Total
Goals	0	0	2	0	2

Shots by Period

PENGUINS					
	1st	2nd	3rd	OT	Total
Shots	13	11	4	0	28

BLACKHAWKS					
	1st	2nd	3rd	OT	Total
Shots	10	9	19	0	38

* - Overtime ** - Shootout



COLORADO AVALANCHE

Franchise played as Quebec Nordiques from 1979-80 to 1994-95

WEBSITE: coloradoavalanche.com

AVALANCHE VS. PENS

All-time scorer vs. Pittsburgh: Joe Sakic (40gp, 27-36-63)

All-time Pittsburgh scorer vs. Colorado: Mario Lemieux (33gp, 30-36-66)

Longest Colorado win streak vs. Pittsburgh:

10, Oct. 21, 1982-Oct. 19, 1985

Longest Pittsburgh win streak vs. Colorado:

7, Mar. 22, 1986-Mar. 27, 1988

Longest Colorado undefeated streak vs. Pittsburgh:

11, Oct. 21, 1982-Oct. 26, 1985 (10-0-1)

Longest Pittsburgh undefeated streak vs. Colorado:

9, Oct. 25, 1990-Apr. 3, 1993 (7-0-2)

Last Colorado win at home:

Jan. 10, 2009 (5-3) (0-1-1 since last win)

Last Pittsburgh win at home:

Nov. 15, 2011 (6-3) (0-0-0 since last win)

Last Colorado win at Pittsburgh:

Jan. 24, 2004 (5-3) (0-3-0 since last win)

Last Pittsburgh win at Colorado:

Mar. 3, 2012 (5-1) (0-0-0 since last win)

Most goals by Colorado vs. Pittsburgh:

10, Dec. 29, 1984 (Q, 10-2)

Most goals by Pittsburgh vs. Colorado:

8, Nov. 16, 1989 (P, 8-2); Mar. 3, 1987 (P, 8-1)

Most goals by both teams:

14, Mar. 8, 1986 (Q, 8-6)

Last Colorado shutout vs. Pittsburgh:

Feb. 24, 1980 (2-0) – Michel Dion

Last Pittsburgh shutout vs. Colorado:

Jan. 27, 1994 (3-0) – Ken Wregget

Last Colorado hat trick vs. Pittsburgh:

Jan. 3, 1998 – Valeri Kamensky

Last Pittsburgh hat trick vs. Colorado:

Nov. 18, 1991 – Kevin Stevens and Mark Recchi

Last Pittsburgh trade with Colorado:

Mar. 19, 2002 – Ville Nieminen and Rick Berry to Pittsburgh in exchange for Darius Kasparaitis

Pittsburgh's Overtime/Shootout Record vs. Colorado: 2-3-6

YEAR BY YEAR

YEAR	PIT	ROAD	TOTAL	GF/GA
1979-80	2-0-0	0-2-0	2-2-0	10-9
1980-81	1-0-1	1-1-0	2-1-1	15-16
1981-82	1-0-0	2-0-0	3-0-0	15-6
1982-83	0-2-0	0-1-0	0-3-0	11-22
1983-84	0-1-0	0-2-0	0-3-0	8-21
1984-85	0-2-0	0-1-0	0-3-0	6-26
1985-86	0-0-1	1-1-0	1-1-1	14-12
1986-87	2-0-0	1-0-0	3-0-0	19-6
1987-88	1-0-0	2-0-0	3-0-0	17-11
1988-89	1-1-0	0-1-0	1-2-0	8-16
1989-90	1-0-0	1-1-0	2-1-0	17-9
1990-91	2-0-0	1-0-0	3-0-0	18-11
1991-92	1-0-1	1-0-0	2-0-1	17-10
1992-93	1-0-1	1-0-0	2-0-1	16-11
1993-94	1-2-0	0-2-0	1-4-0	17-25
1994-95	1-1-0	1-1-0	2-2-0	18-17
1995-96	0-1-0	0-0-1	0-1-1	8-11
1996-97	0-1-0	0-1-0	0-2-0	6-10
1997-98	0-1-0	0-0-1	0-1-1	7-8
1998-99	0-1-0	1-0-0	1-1-0	4-5
1999-00	0-0-1	0-1-0	0-1-1	6-7
2000-01	0-1-0	0-1-0	0-2-0	3-8
2001-02	0-1-0	0-0-0	0-1-0	1-3
2002-03	0-1-0	0-1-0	0-2-0	3-9
2003-04	0-1-0	0-0-0	0-1-0	3-5
2004-05	No Season			
2005-06	1-0-0	0-0-0	1-0-0	4-3
2006-07	Did Not Play			
2007-08	0-0-0	0-1-0	0-1-0	2-3
2008-09	0-0-0	0-1-0	0-1-0	3-5
2009-10	1-0-0	0-0-0	1-0-0	4-1
2010-11	0-0-0	1-0-0	1-0-0	3-2
2011-12	1-0-0	1-0-0	2-0-0	11-4
2012-13	Did Not Play			
TOTALS	18-17-5	15-19-2	33-36-7	294-312

PITTSBURGH PENGUINS vs. COLORADO AVALANCHE 2011-2012 REGULAR SEASON

at PITTSBURGH PENGUINS

at COLORADO AVALANCHE

Date	Score	W Goal
15 Nov '11	COL 3 @ PIT 6	Evgeni Malkin

Date	Score	W Goal
03 Mar '12	PIT 5 @ COL 1	Deryk Engelland

Individual Scoring

Player	PENGUINS							
	GP	G	A	P	+/-	PIM	PP	SH
James Neal	2	1	3	4	3	2	1	0
Evgeni Malkin	2	2	1	3	2	0	0	0
Brooks Orpik	2	1	2	3	2	0	0	0
Jordan Staal	2	1	2	3	4	0	0	0
Steve Sullivan	2	1	2	3	3	0	0	0
Arron Asham	2	1	1	2	1	10	0	0
Deryk Engelland	2	1	1	2	1	2	0	0
Kris Letang	1	1	1	2	1	0	0	0
Craig Adams	2	0	2	2	2	0	0	0
Paul Martin	2	0	2	2	3	2	0	0
Pascal Dupuis	2	1	0	1	2	0	0	0
Richard Park	2	1	0	1	0	2	0	0
Joe Vitale	2	0	1	1	2	0	0	0
Tyler Kennedy	1	0	1	1	1	0	0	0
Zbynek Michalek	1	0	1	1	1	2	0	0
Matt Cooke	2	0	0	0	-1	0	0	0
Chris Kunitz	2	0	0	0	-2	0	0	0
Matt Niskanen	2	0	0	0	2	2	0	0
Ben Lovejoy	1	0	0	0	0	0	0	0
Alexandre Picard	1	0	0	0	2	0	0	0
Eric Tangradi	1	0	0	0	1	0	0	0

Player	AVALANCHE							
	GP	G	A	P	+/-	PIM	PP	SH
Jay McClement	2	1	1	2	-1	0	0	0
Paul Stastny	2	0	2	2	-1	0	0	0
Matt Duchene	2	1	0	1	0	0	0	0
David Jones	2	1	0	1	-2	0	0	0
Matt Hunwick	1	1	0	1	1	0	0	0
Milan Hejduk	2	0	1	1	-2	0	0	0
Erik Johnson	2	0	1	1	-4	2	0	0
Gabriel Landeskog	2	0	1	1	-3	0	0	0
TJ Galiardi	1	0	1	1	1	4	0	0
Kyle Quincey	1	0	1	1	0	0	0	0
Jan Hejda	2	0	0	0	-1	0	0	0
Cody McLeod	2	0	0	0	-1	10	0	0
Shane O'Brien	2	0	0	0	-2	0	0	0
Ryan O'Reilly	2	0	0	0	-5	2	0	0
Ryan Wilson	2	0	0	0	-3	0	0	0
Steve Downie	1	0	0	0	1	4	0	0
Stefan Elliott	1	0	0	0	0	0	0	0
Chuck Kobasew	1	0	0	0	0	2	0	0
Joakim Lindstrom	1	0	0	0	-2	0	0	0
Jamie McGinn	1	0	0	0	-1	0	0	0
Peter Mueller	1	0	0	0	-2	0	0	0
Ryan O'Byrne	1	0	0	0	-2	6	0	0
Mark Olver	1	0	0	0	-1	0	0	0
Daniel Winnik	1	0	0	0	-1	0	0	0

Power Play: 1-10 10.0% / Penalty Killing: 6-6 100.0%

Power Play: 0-6 0.0% / Penalty Killing: 9-10 90.0%

Goaltending

Goalie	PENGUINS							
	GP	Min	WLOT	GA	SA	SV	GAA	SV%
Marc-Andre Fleury	2	120	2-0-0	4	63	59	2.00	.937

Goalie	AVALANCHE							
	GP	Min	WLOT	GA	SA	SV	GAA	SV%
Jean-Sebastien Giguere	1	59	0-1-0	4	27	23	4.09	.852
Semyon Varlamov	1	60	0-1-0	6	33	27	6.00	.818

Goals by Period

	PENGUINS				
	1st	2nd	3rd	OT	Total
Goals	3	3	5	0	11

	AVALANCHE				
	1st	2nd	3rd	OT	Total
Goals	3	0	1	0	4

Shots by Period

	PENGUINS				
	1st	2nd	3rd	OT	Total
Shots	18	23	20	0	61

	AVALANCHE				
	1st	2nd	3rd	OT	Total
Shots	26	21	16	0	63

* - Overtime ** - Shootout



COLUMBUS BLUE JACKETS

WEBSITE: columbusbluejackets.com

BLUE JACKETS VS. PENS

All-time scorer vs. Pittsburgh: Rick Nash (10gp, 5-5-10)

All-time Pittsburgh scorer vs. Columbus: Sidney Crosby (6gp, 3-7-10)

Longest Columbus win streak vs. Pittsburgh:

2, Mar. 11, 2002-Dec. 31, 2002

Longest Pittsburgh win streak vs. Columbus:

3, Oct. 21, 2000-Feb. 28, 2002

Longest Columbus undefeated streak vs. Pittsburgh:

2, Mar. 11, 2002-Dec. 31, 2002 (2-0-0)

Longest Pittsburgh undefeated streak vs. Columbus:

5, Oct. 21, 2006-Dec. 4, 2010 (4-0-1)

Last Columbus win at home:

Mar. 12, 2009 (4-3 SO) (0-1-1 since last win)

Last Pittsburgh win at home:

Feb. 26, 2012 (4-2) (0-0-0 since last win)

Last Columbus win at Pittsburgh:

Feb. 8, 2011 (4-1) (0-1-0 since last win)

Last Pittsburgh win at Columbus:

Dec. 4, 2010 (7-2) (0-0-0 since last win)

Most goals by Columbus vs. Pittsburgh:

6, Jan. 11, 2006 (C, 6-1)

Most goals by Pittsburgh vs. Columbus:

7, Dec. 4, 2010 (P, 7-2)

Most goals by both teams:

9, Dec. 4, 2010 (P, 7-2)

Last Columbus shutout vs. Pittsburgh:

None

Last Pittsburgh shutout vs. Columbus:

None

Last Columbus hat trick vs. Pittsburgh:

None

Last Pittsburgh hat trick vs. Columbus:

None

Last Pittsburgh trade with Columbus:

June 30, 2013 – 2013 second-round draft pick to Pittsburgh in exchange for 2013 second and third-round draft picks

Pittsburgh's Overtime/Shootout Record vs. Columbus: 3-0-1

YEAR BY YEAR

YEAR	PIT	ROAD	TOTAL	GF/GA
2000-01	1-0-0	1-0-0	2-0-0	8-4
2001-02	0-1-0	1-0-0	1-1-0	6-7
2002-03	0-0-0	0-1-0	0-1-0	2-5
2003-04	1-0-0	0-0-0	1-0-0	5-3
2004-05	No Season			
2005-06	0-0-0	0-1-0	0-1-0	1-6
2006-07	1-0-0	0-0-0	1-0-0	5-3
2007-08	Did Not Play			
2008-09	1-0-0	0-0-1	1-0-1	7-5
2009-10	0-0-0	1-0-0	1-0-0	4-3
2010-11	0-1-0	1-0-0	1-1-0	8-6
2011-12	1-0-0	0-0-0	1-0-0	4-2
2012-13	Did Not Play			
TOTALS	5-2-0	4-2-1	9-4-1	50-44

PITTSBURGH PENGUINS vs. COLUMBUS BLUE JACKETS 2011-2012 REGULAR SEASON

at PITTSBURGH PENGUINS

at COLUMBUS BLUE JACKETS

Date	Score	W Goal
26 Feb '12	CBJ 2 @ PIT 4	Kris Letang

Date	Score	W Goal
	no games	

Individual Scoring

PENGUINS								
Player	GP	G	A	P	+/-	PIM	PP	SH
Matt Cooke	1	0	2	2	0	0	0	0
Steve Sullivan	1	0	2	2	0	0	0	0
Pascal Dupuis	1	1	0	1	1	2	0	0
Kris Letang	1	1	0	1	-2	0	1	0
Evgeni Malkin	1	1	0	1	-1	0	1	0
Joe Vitale	1	1	0	1	0	0	0	0
James Neal	1	0	1	1	-1	0	0	0
Richard Park	1	0	1	1	0	0	0	0
Jordan Staal	1	0	1	1	1	0	0	0
Eric Tangradi	1	0	1	1	0	0	0	0
Craig Adams	1	0	0	0	0	0	0	0
Deryk Engelland	1	0	0	0	0	0	0	0
Dustin Jeffrey	1	0	0	0	0	0	0	0
Chris Kunitz	1	0	0	0	-1	0	0	0
Paul Martin	1	0	0	0	-1	0	0	0
Zbynek Michalek	1	0	0	0	2	0	0	0
Matt Niskanen	1	0	0	0	0	0	0	0
Brooks Orpik	1	0	0	0	2	2	0	0

Power Play: 2-5 40.0% / Penalty Killing: 2-2 100.0%

BLUE JACKETS								
Player	GP	G	A	P	+/-	PIM	PP	SH
Rick Nash	1	1	0	1	0	0	0	1
Vinny Prospal	1	1	0	1	0	0	0	0
Cam Atkinson	1	0	1	1	0	0	0	0
Nikita Nikitin	1	0	1	1	1	0	0	0
Derick Brassard	1	0	0	0	-1	2	0	0
Derek Dorsett	1	0	0	0	0	2	0	0
Colton Gillies	1	0	0	0	0	0	0	0
Ryan Johansen	1	0	0	0	0	0	0	0
Jack Johnson	1	0	0	0	-1	0	0	0
Brett Lebda	1	0	0	0	0	0	0	0
Mark Letestu	1	0	0	0	0	0	0	0
Derek MacKenzie	1	0	0	0	0	0	0	0
John Moore	1	0	0	0	0	0	0	0
Samuel Pahlsson	1	0	0	0	1	0	0	0
Ryan Russell	1	0	0	0	0	0	0	0
Fedor Tyutin	1	0	0	0	1	2	0	0
RJ Umberger	1	0	0	0	-1	2	0	0
James Wisniewski	1	0	0	0	-1	2	0	0

Power Play: 0-2 0.0% / Penalty Killing: 3-5 60.0%

Goaltending

PENGUINS								
Goalie	GP	Min	WLOT	GA	SA	SV	GAA	SV%
Brad Thiessen	1	60	1-0-0	2	24	22	2.01	.917

BLUE JACKETS								
Goalie	GP	Min	WLOT	GA	SA	SV	GAA	SV%
Curtis Sanford	1	58	0-1-0	4	40	36	4.11	.900

Goals by Period

PENGUINS					
	1st	2nd	3rd	OT	Total
Goals	0	1	3	0	4

BLUE JACKETS					
	1st	2nd	3rd	OT	Total
Goals	0	1	1	0	2

Shots by Period

PENGUINS					
	1st	2nd	3rd	OT	Total
Shots	15	11	14	0	40

BLUE JACKETS					
	1st	2nd	3rd	OT	Total
Shots	5	10	9	0	24

* - Overtime ** - Shootout



DALLAS STARS

Franchise played as Minnesota North Stars from 1967-68 to 1992-93

WEBSITE: dallasstars.com

STARS VS. PENS

All-time scorer vs. Pittsburgh: Bill Goldsworthy (54gp, 23-22-45)

All-time Pittsburgh scorer vs. Dallas: Rick Kehoe (36gp, 19-27-46)

Longest Dallas win streak vs. Pittsburgh:

4, Jan. 12, 1983-Dec. 1, 1984; Oct. 28, 1971-Feb. 20, 1972

Longest Pittsburgh win streak vs. Dallas:

8, Oct. 15, 1985-Mar. 1, 1988

Longest Dallas undefeated streak vs. Pittsburgh:

8, Mar. 16, 1997-Jan. 19, 2001 (6-0-2)

Longest Pittsburgh undefeated streak vs. Dallas:

8, Oct. 15, 1985-Mar. 1, 1988 (8-0-0)

Last Dallas win at home:

Nov. 3, 2010 (5-2) (0-0-1 since last win)

Last Pittsburgh win at home:

Nov. 11, 2011 (3-1) (0-0-0 since last win)

Last Dallas win at Pittsburgh:

Dec. 23, 2000 (8-2) (0-5-0 since last win)

Last Pittsburgh win at Dallas:

Feb. 29, 2012 (4-3 SO) (0-0-0 since last win)

Most goals by Dallas vs. Pittsburgh:

10, Mar. 7, 1973 (M, 10-4)

Most goals by Pittsburgh vs. Dallas:

9, Jan. 12, 1989 (P, 9-2)

Most goals by both teams:

15, Feb. 2, 1982 (M, 9-6); Dec. 21, 1974 (M, 8-7)

Last Dallas shutout vs. Pittsburgh:

Mar. 22, 1998 (0-0) – Ed Belfour

Last Pittsburgh shutout vs. Dallas:

Mar. 9, 2004 (4-0) – Jean-Sebastien Aubin

Last Dallas hat trick vs. Pittsburgh:

Nov. 5, 1997 – Joe Nieuwendyk

Last Pittsburgh hat trick vs. Dallas:

Mar. 4, 1990 – Rob Brown

Last Pittsburgh trade with Dallas:

Mar. 24, 2013 – Brenden Morrow and 2013 third-round draft pick to Pittsburgh in exchange for Joe Morrow and 2013 fifth-round draft pick

Pittsburgh's Overtime/Shootout Record vs. Dallas: 3-1-3

YEAR BY YEAR

YEAR	PIT	ROAD	TOTAL	GF/GA
1967-68	2-1-2	2-2-1	4-3-3	33-29
1968-69	2-2-0	3-1-0	5-3-0	25-15
1969-70	3-1-0	2-1-1	5-2-1	33-27
1970-71	1-1-1	0-2-1	1-3-2	12-13
1971-72	2-1-0	0-3-0	2-4-0	11-17
1972-73	2-1-0	0-2-0	2-3-0	18-21
1973-74	1-0-1	1-2-0	2-2-1	17-20
1974-75	2-0-0	1-1-0	3-1-0	21-14
1975-76	1-0-1	1-1-0	2-1-1	15-10
1976-77	2-0-0	1-1-0	3-1-0	17-9
1977-78	2-0-0	0-2-0	2-2-0	18-17
1978-79	2-0-0	1-1-0	3-1-0	19-11
1979-80	1-1-0	0-2-0	1-3-0	12-15
1980-81	1-1-0	0-2-0	1-3-0	13-18
1981-82	1-1-0	0-1-0	1-2-0	14-15
1982-83	0-1-0	0-1-1	0-2-1	8-16
1983-84	1-1-0	0-1-0	1-2-0	12-12
1984-85	0-1-0	1-1-0	1-2-0	10-10
1985-86	2-0-0	1-0-0	3-0-0	10-7
1986-87	1-0-0	2-0-0	3-0-0	10-7
1987-88	2-0-0	0-1-0	2-1-0	12-9
1988-89	0-1-0	1-1-0	1-2-0	12-11
1989-90	1-1-0	0-0-1	1-1-1	14-16
1990-91	1-0-0	1-1-0	2-1-0	11-10
1991-92	1-0-0	1-1-0	2-1-0	13-8
1992-93	0-1-0	1-0-0	1-1-0	7-7
1993-94	0-1-0	0-1-0	0-2-0	5-12
1994-95	Did Not Play			
1995-96	1-0-0	1-0-0	2-0-0	9-3
1996-97	1-0-0	0-1-0	1-1-0	5-7
1997-98	0-1-0	0-0-1	0-1-1	2-5
1998-99	0-0-1	0-1-0	0-1-1	6-8
1999-00	0-0-0	0-1-0	0-1-0	4-6
2000-01	0-1-0	0-1-0	0-2-0	7-14
2001-02	1-0-0	0-0-0	1-0-0	3-2
2002-03	0-0-0	0-1-0	0-1-0	1-3
2003-04	1-0-0	0-0-0	1-0-0	4-0
2004-05	No Season			
2005-06	Did Not Play			
2006-07	0-0-0	1-0-0	1-0-0	4-3
2007-08	1-0-0	0-0-0	1-0-0	4-1
2008-09	0-0-0	1-0-0	1-0-0	4-1
2009-10	1-0-0	0-0-0	1-0-0	6-3
2010-11	0-0-0	0-1-0	0-1-0	2-5
2011-12	1-0-0	1-0-0	2-0-0	7-4
2012-13	Did Not Play			
TOTALS	41-19-6	24-38-6	65-57-12	470-441

PITTSBURGH PENGUINS vs. DALLAS STARS 2011-2012 REGULAR SEASON

at PITTSBURGH PENGUINS

Date	Score	W Goal
11 Nov '11	DAL 1 @ PIT 3	James Neal

at DALLAS STARS

Date	Score	W Goal
29 Feb '12 **	PIT 4 @ DAL 3	Pascal Dupuis

Individual Scoring

Player	PENGUINS							
	GP	G	A	P	+/-	PIM	PP	SH
James Neal	2	2	0	2	0	0	2	0
Chris Kunitz	2	1	1	2	2	2	0	0
Steve Sullivan	2	1	1	2	-1	0	0	0
Evgeni Malkin	2	0	2	2	-1	6	0	0
Craig Adams	2	1	0	1	0	0	0	0
Matt Cooke	2	1	0	1	0	0	0	0
Pascal Dupuis	2	0	1	1	0	0	0	0
Kris Letang	2	0	1	1	-1	0	0	0
Paul Martin	2	0	1	1	0	0	0	0
Brooks Orpik	2	0	1	1	0	4	0	0
Jordan Staal	2	0	1	1	0	0	0	0
Arron Asham	2	0	0	0	0	0	0	0
Deryk Engelland	2	0	0	0	-1	0	0	0
Matt Niskanen	2	0	0	0	-1	0	0	0
Richard Park	2	0	0	0	-2	0	0	0
Eric Tangradi	2	0	0	0	0	0	0	0
Joe Vitale	2	0	0	0	0	4	0	0
Zbynek Michalek	1	0	0	0	1	0	0	0
Alexandre Picard	1	0	0	0	0	0	0	0

Power Play: 2-10 20.0% / Penalty Killing: 6-6 100.0%

Player	STARS							
	GP	G	A	P	+/-	PIM	PP	SH
Loui Eriksson	2	0	2	2	2	0	0	0
Jamie Benn	2	1	0	1	0	4	0	0
Eric Nystrom	2	1	0	1	0	4	0	0
Michael Ryder	2	1	0	1	2	0	0	0
Sheldon Souray	2	1	0	1	1	2	0	0
Adam Burish	2	0	1	1	0	2	0	0
Trevor Daley	2	0	1	1	2	0	0	0
Radek Dvorak	2	0	1	1	0	0	0	0
Vernon Fiddler	2	0	1	1	0	0	0	0
Mike Ribeiro	2	0	1	1	2	0	0	0
Steve Ott	1	0	1	1	0	2	0	0
Mark Fistric	2	0	0	0	2	0	0	0
Alex Goligoski	2	0	0	0	-1	0	0	0
Stephane Robidas	2	0	0	0	0	4	0	0
Tom Wandell	2	0	0	0	-1	0	0	0
Krystofer Barch	1	0	0	0	0	2	0	0
Ryan Garbutt	1	0	0	0	-1	0	0	0
Nicklas Grossmann	1	0	0	0	0	0	0	0
Philip Larsen	1	0	0	0	-2	2	0	0
Brenden Morrow	1	0	0	0	0	2	0	0
Toby Petersen	1	0	0	0	0	0	0	0
Tomas Vincour	1	0	0	0	-1	0	0	0

Power Play: 0-6 0.0% / Penalty Killing: 8-10 80.0%

Goaltending

Goalie	PENGUINS							
	GP	Min	WLOT	GA	SA	SV	GAA	SV%
Marc-Andre Fleury	2	124	2-0-0	4	53	49	1.93	.925

Goalie	STARS							
	GP	Min	WLOT	GA	SA	SV	GAA	SV%
Kari Lehtonen	2	123	0-1-1	6	61	55	2.93	.902

Goals by Period

	PENGUINS				
	1st	2nd	3rd	OT	Total
Goals	1	1	4	0	6

	STARS				
	1st	2nd	3rd	OT	Total
Goals	2	1	1	0	4

Shots by Period

	PENGUINS				
	1st	2nd	3rd	OT	Total
Shots	20	21	18	2	61

	STARS				
	1st	2nd	3rd	OT	Total
Shots	15	18	17	3	53

* - Overtime ** - Shootout



DETROIT RED WINGS

WEBSITE: detroitredwings.com

RED WINGS VS. PENS

All-time scorer vs. Pittsburgh: Steve Yzerman (39gp, 16-32-48)

All-time Pittsburgh scorer vs. Detroit: Mario Lemieux (27gp, 21-37-58)

Longest Detroit win streak vs. Pittsburgh:

5, Dec. 23, 1982-Feb. 9, 1984

Longest Pittsburgh win streak vs. Detroit:

4, Feb. 13, 1974-Dec. 15, 1974

Longest Detroit undefeated streak vs. Pittsburgh:

9, Mar. 5, 1972-Jan. 27, 1974 (5-0-4)

Longest Pittsburgh undefeated streak vs. Detroit:

11, Dec. 17, 1988-Feb. 3, 1992 (7-0-4)

Last Detroit win at home:

Mar. 22, 2010 (3-1) (0-0-1 since last win)

Last Pittsburgh win at home:

Jan. 18, 2011 (4-1) (0-1-0 since last win)

Last Detroit win at Pittsburgh:

Dec. 13, 2011 (4-1) (0-0-0 since last win)

Last Pittsburgh win at Detroit:

Mar. 21, 2011 (5-4 SO) (0-0-0 since last win)

Most goals by Detroit vs. Pittsburgh:

9, Feb. 9, 1984 (D, 9-3)

Most goals by Pittsburgh vs. Detroit:

10, Jan. 28, 1989 (P, 10-5)

Most goals by both teams:

15, Jan. 28, 1989 (P, 10-5)

Last Detroit shutout vs. Pittsburgh:

Feb. 8, 2009 (3-0) – Ty Conklin

Last Pittsburgh shutout vs. Detroit:

Apr. 11, 1999 (3-0) – Tom Barrasso

Last Detroit hat trick vs. Pittsburgh:

Oct. 25, 2002 – Sergei Fedorov

Last Pittsburgh hat trick vs. Detroit:

Nov. 11, 2008 – Jordan Staal

Last Pittsburgh trade with Detroit:

Mar. 9, 2006 – 2007 fourth-round draft pick to Pittsburgh in exchange for Cory Cross

Pittsburgh's Overtime/Shootout Record vs. Detroit: 4-2-6

YEAR BY YEAR

YEAR	PIT	ROAD	TOTAL	GF/GA
1967-68	1-1-0	0-2-0	1-3-0	12-21
1968-69	2-1-0	0-3-0	2-4-0	14-20
1969-70	1-2-0	1-2-0	2-4-0	17-21
1970-71	3-0-0	0-1-2	3-1-2	30-13
1971-72	2-1-0	0-3-0	2-4-0	19-25
1972-73	0-1-1	0-1-2	0-2-3	7-9
1973-74	2-1-0	0-1-1	2-2-1	20-13
1974-75	2-1-0	2-1-0	4-2-0	24-15
1975-76	3-0-0	1-1-1	4-1-1	24-13
1976-77	3-0-0	1-2-0	4-2-0	19-17
1977-78	1-1-1	1-2-0	2-3-1	21-22
1978-79	4-0-0	1-3-0	5-3-0	29-31
1979-80	2-0-0	0-2-0	2-2-0	18-19
1980-81	2-0-0	0-1-1	2-1-1	13-11
1981-82	1-0-0	0-2-0	1-2-0	11-11
1982-83	0-1-1	0-1-0	0-2-1	11-17
1983-84	0-1-0	0-2-0	0-3-0	9-21
1984-85	1-1-0	0-0-1	1-1-1	10-10
1985-86	1-0-0	1-1-0	2-1-0	15-11
1986-87	1-1-0	0-1-0	1-2-0	5-6
1987-88	1-0-0	0-2-0	1-2-0	13-15
1988-89	2-0-0	0-0-1	2-0-1	19-13
1989-90	1-0-0	1-0-1	2-0-1	14-7
1990-91	2-0-0	1-0-0	3-0-0	16-5
1991-92	0-0-1	0-1-1	0-1-2	10-11
1992-93	1-0-0	0-1-0	1-1-0	9-14
1993-94	0-1-0	1-0-0	1-1-0	9-10
1994-95	Did Not Play			
1995-96	1-0-0	0-1-0	1-1-0	5-5
1996-97	0-1-0	0-1-0	0-2-0	6-10
1997-98	1-0-0	0-0-1	1-0-1	5-3
1998-99	1-0-0	1-0-0	2-0-0	5-1
1999-00	1-0-0	0-1-0	1-1-0	6-6
2000-01	0-0-0	1-0-0	1-0-0	4-3
2001-02	0-1-0	0-0-0	0-1-0	2-4
2002-03	0-1-0	0-1-0	0-2-0	4-12
2003-04	1-0-0	0-0-0	1-0-0	4-3
2004-05	No Season			
2005-06	0-0-0	0-1-0	0-1-0	1-3
2006-07	0-1-0	0-0-0	0-1-0	0-2
2007-08	Did Not Play			
2008-09	0-1-0	1-0-0	1-1-0	7-9
2009-10	1-0-0	0-1-0	1-1-0	3-4
2010-11	1-0-0	1-0-0	2-0-0	9-5
2011-12	0-1-0	0-0-0	0-1-0	1-4
2012-13	Did Not Play			
TOTALS	46-20-4	15-42-12	61-62-16	480-475

PITTSBURGH PENGUINS vs. DETROIT RED WINGS 2011-2012 REGULAR SEASON

at PITTSBURGH PENGUINS

at DETROIT RED WINGS

Date	Score	W Goal
13 Dec '11	DET 4 @ PIT 1	Johan Franzen

Date	Score	W Goal
	no games	

Individual Scoring

PENGUINS								
Player	GP	G	A	P	+/-	PIM	PP	SH
Evgeni Malkin	1	1	0	1	-2	0	0	0
James Neal	1	0	1	1	-1	0	0	0
Brooks Orpik	1	0	1	1	-1	0	0	0
Craig Adams	1	0	0	0	0	0	0	0
Arron Asham	1	0	0	0	0	0	0	0
Matt Cooke	1	0	0	0	-1	0	0	0
Simon Despres	1	0	0	0	-1	0	0	0
Pascal Dupuis	1	0	0	0	-1	0	0	0
Deryk Engelland	1	0	0	0	0	0	0	0
Tyler Kennedy	1	0	0	0	-1	0	0	0
Chris Kunitz	1	0	0	0	0	0	0	0
Paul Martin	1	0	0	0	0	0	0	0
Matt Niskanen	1	0	0	0	0	2	0	0
Alexandre Picard	1	0	0	0	0	0	0	0
Jordan Staal	1	0	0	0	-2	0	0	0
Steve Sullivan	1	0	0	0	-1	0	0	0
Joe Vitale	1	0	0	0	0	0	0	0
Jason Williams	1	0	0	0	0	0	0	0

Power Play: 0-4 0.0% / Penalty Killing: 1-2 50.0%

RED WINGS								
Player	GP	G	A	P	+/-	PIM	PP	SH
Danny Cleary	1	2	0	2	2	0	0	0
Pavel Datsyuk	1	1	1	2	2	0	0	0
Johan Franzen	1	1	0	1	1	2	1	0
Todd Bertuzzi	1	0	1	1	1	0	0	0
Chris Conner	1	0	1	1	1	0	0	0
Darren Helm	1	0	1	1	1	0	0	0
Niklas Kronwall	1	0	1	1	1	0	0	0
Henrik Zetterberg	1	0	1	1	0	0	0	0
Justin Abdelkader	1	0	0	0	0	0	0	0
Jonathan Ericsson	1	0	0	0	1	0	0	0
Valtteri Filppula	1	0	0	0	-1	0	0	0
Tomas Holmstrom	1	0	0	0	0	0	0	0
Jiri Hudler	1	0	0	0	-1	4	0	0
Jakub Kindl	1	0	0	0	1	0	0	0
Nicklas Lidstrom	1	0	0	0	0	2	0	0
Drew Miller	1	0	0	0	0	0	0	0
Brad Stuart	1	0	0	0	1	0	0	0
Ian White	1	0	0	0	0	0	0	0

Power Play: 1-2 50.0% / Penalty Killing: 4-4 100.0%

Goaltending

PENGUINS								
Goalie	GP	Min	WLOT	GA	SA	SV	GAA	SV%
Marc-Andre Fleury	1	59	0-1-0	3	24	21	3.06	.875

RED WINGS								
Goalie	GP	Min	WLOT	GA	SA	SV	GAA	SV%
Jimmy Howard	1	60	1-0-0	1	26	25	1.00	.962

Goals by Period

PENGUINS					
	1st	2nd	3rd	OT	Total
Goals	1	0	0	0	1

RED WINGS					
	1st	2nd	3rd	OT	Total
Goals	0	1	3	0	4

Shots by Period

PENGUINS					
	1st	2nd	3rd	OT	Total
Shots	6	12	8	0	26

RED WINGS					
	1st	2nd	3rd	OT	Total
Shots	8	5	12	0	25

* - Overtime ** - Shootout



EDMONTON OILERS

WEBSITE: edmontonoilers.com

OILERS VS. PENS

All-time scorer vs. Pittsburgh: Wayne Gretzky (28gp, 31-44-75)

All-time Pittsburgh scorer vs. Edmonton: Mario Lemieux (26gp, 14-29-43)

Longest Edmonton win streak vs. Pittsburgh:

5, Jan. 7, 1983-Feb. 22, 1984; Mar. 16, 1981-Mar. 17, 1982

Longest Pittsburgh win streak vs. Edmonton:

4, Dec. 5, 2007-Mar. 13, 2011; Mar. 4, 2000-Feb. 18, 2003

Longest Edmonton undefeated streak vs. Pittsburgh:

6, Jan. 7, 1983-Nov. 6, 1984 (5-0-1)

Longest Pittsburgh undefeated streak vs. Edmonton:

6, Mar. 5, 1999-Feb. 18, 2003 (4-0-2)

Last Edmonton win at home:

Oct. 9, 2011 (2-1 SO) (0-0-0 since last win)

Last Pittsburgh win at home:

Mar. 13, 2011 (5-1) (0-0-0 since last win)

Last Edmonton win at Pittsburgh:

Jan. 10, 2006 (3-1) (0-2-0 since last win)

Last Pittsburgh win at Edmonton:

Jan. 14, 2010 (3-2) (0-0-1 since last win)

Most goals by Edmonton vs. Pittsburgh:

10, Feb. 19, 1983 (E, 10-7); Mar. 17, 1982 (E, 10-4)

Most goals by Pittsburgh vs. Edmonton:

7, Jan. 21, 1988 (P, 7-4); Jan. 22, 1986 (P, 7-4); Feb. 19, 1983 (E, 10-7)

Most goals by both teams:

17, Feb. 19, 1983 (E, 10-7)

Last Edmonton shutout vs. Pittsburgh:

None

Last Pittsburgh shutout vs. Edmonton:

Jan. 19, 2002 (1-0) – Johan Hedberg

Last Edmonton hat trick vs. Pittsburgh:

Jan. 10, 2006 – Shawn Horcoff

Last Pittsburgh hat trick vs. Edmonton:

Nov. 13, 1991 – Kevin Stevens

Last Pittsburgh trade with Edmonton:

Jan. 18, 2009 – Mathieu Garon to Pittsburgh in exchange for Dany Sabourin, Ryan Stone and a 2011 fourth-round draft pick

Pittsburgh's Overtime/Shootout Record vs. Edmonton: 2-1-4

YEAR BY YEAR

YEAR	PIT	ROAD	TOTAL	GF/GA
1979-80	1-1-0	0-2-0	1-3-0	12-22
1980-81	1-1-0	0-1-1	1-2-1	18-20
1981-82	0-1-0	0-2-0	0-3-0	8-22
1982-83	1-1-0	0-1-0	1-2-0	14-21
1983-84	0-1-0	0-2-0	0-3-0	8-23
1984-85	1-0-1	0-1-0	1-1-1	10-12
1985-86	0-1-0	1-1-0	1-2-0	13-17
1986-87	1-1-0	0-1-0	1-2-0	9-10
1987-88	0-1-0	0-2-0	0-3-0	8-17
1988-89	0-2-0	1-0-0	1-2-0	12-15
1989-90	1-0-0	1-1-0	2-1-0	12-8
1990-91	1-1-0	0-1-0	1-2-0	14-15
1991-92	2-0-0	0-1-0	2-1-0	14-14
1992-93	0-1-0	*1-1-0	1-2-0	11-11
1993-94	1-0-0	0-1-0	1-1-0	7-8
1994-95	Did Not Play			
1995-96	1-0-0	1-0-0	2-0-0	10-8
1996-97	1-0-0	0-1-0	1-1-0	7-7
1997-98	1-0-0	0-1-0	1-1-0	7-6
1998-99	0-0-1	0-1-0	0-1-1	3-6
1999-00	0-0-1	1-0-0	1-0-1	5-4
2000-01	1-0-0	0-0-0	1-0-0	5-2
2001-02	0-0-0	1-0-0	1-0-0	1-0
2002-03	1-0-0	0-0-0	1-0-0	4-3
2003-04	0-0-0	0-1-0	0-1-0	3-4
2004-05	No Season			
2005-06	0-1-0	0-0-0	0-1-0	1-3
2006-07	Did Not Play			
2007-08	0-0-0	1-0-0	1-0-0	4-2
2008-09	1-0-0	0-0-0	1-0-0	5-4
2009-10	0-0-0	1-0-0	1-0-0	3-2
2010-11	1-0-0	0-0-0	1-0-0	5-1
2011-12	0-0-0	0-0-1	0-0-1	1-2
2012-13	Did Not Play			

TOTALS 17-13-3 9-22-2 26-35-5 234-289

* = Includes one game played in Cleveland

PITTSBURGH PENGUINS vs. EDMONTON OILERS 2011-2012 REGULAR SEASON

at PITTSBURGH PENGUINS

at EDMONTON OILERS

Date	Score	W Goal
no games		

Date	Score	W Goal
09 Oct '11 **	PIT 1 @ EDM 2	Ales Hemsky

Individual Scoring

Player	PENGUINS							
	GP	G	A	P	+/-	PIM	PP	SH
Kris Letang	1	1	0	1	0	0	1	0
Tyler Kennedy	1	0	1	1	0	0	0	0
Steve Sullivan	1	0	1	1	0	0	0	0
Craig Adams	1	0	0	0	-1	0	0	0
Matt Cooke	1	0	0	0	-1	0	0	0
Pascal Dupuis	1	0	0	0	0	2	0	0
Deryk Engelland	1	0	0	0	0	2	0	0
Chris Kunitz	1	0	0	0	0	0	0	0
Mark Letestu	1	0	0	0	0	2	0	0
Ben Lovejoy	1	0	0	0	-1	2	0	0
Steve MacIntyre	1	0	0	0	0	0	0	0
Paul Martin	1	0	0	0	0	0	0	0
Zbynek Michalek	1	0	0	0	0	0	0	0
James Neal	1	0	0	0	0	0	0	0
Matt Niskanen	1	0	0	0	-1	0	0	0
Richard Park	1	0	0	0	0	0	0	0
Jordan Staal	1	0	0	0	0	2	0	0
Joe Vitale	1	0	0	0	-1	2	0	0

Power Play: 1-8 12.5% / Penalty Killing: 5-5 100.0%

Player	OILERS							
	GP	G	A	P	+/-	PIM	PP	SH
Ryan Nugent-Hopkins	1	1	0	1	1	2	0	0
Taylor Hall	1	0	1	1	1	0	0	0
Ales Hemsky	1	0	1	1	1	0	0	0
Cam Barker	1	0	0	0	1	2	0	0
Eric Belanger	1	0	0	0	0	2	0	0
Jordan Eberle	1	0	0	0	0	0	0	0
Tom Gilbert	1	0	0	0	0	2	0	0
Shawn Horcoff	1	0	0	0	0	0	0	0
Darcy Hordichuk	1	0	0	0	0	0	0	0
Ryan Jones	1	0	0	0	0	2	0	0
Anton Lander	1	0	0	0	0	0	0	0
Linus Omark	1	0	0	0	0	0	0	0
Magnus Paajarvi	1	0	0	0	0	0	0	0
Theo Peckham	1	0	0	0	0	0	0	0
Jeff Petry	1	0	0	0	1	2	0	0
Ladislav Smid	1	0	0	0	0	0	0	0
Ryan Smyth	1	0	0	0	0	15	0	0
Andy Sutton	1	0	0	0	0	2	0	0

Power Play: 0-5 0.0% / Penalty Killing: 7-8 87.5%

Goaltending

Goalie	PENGUINS							
	GP	Min	WLOT	GA	SA	SV	GAA	SV%
Brent Johnson	1	65	0-0-1	1	35	34	0.92	.971

Goalie	OILERS							
	GP	Min	WLOT	GA	SA	SV	GAA	SV%
Devan Dubnyk	1	65	1-0-0	1	34	33	0.93	.971

Goals by Period

	PENGUINS				
	1st	2nd	3rd	OT	Total
Goals	1	0	0	0	1

	OILERS				
	1st	2nd	3rd	OT	Total
Goals	0	0	1	0	1

Shots by Period

	PENGUINS				
	1st	2nd	3rd	OT	Total
Shots	9	9	13	3	34

	OILERS				
	1st	2nd	3rd	OT	Total
Shots	13	8	13	1	35

* - Overtime ** - Shootout



FLORIDA PANTHERS

WEBSITE: floridapanthers.com

PANTHERS VS. PENS

All-time scorer vs. Pittsburgh: Olli Jokinen (28gp, 14-14-28)

All-time Pittsburgh scorer vs. Florida: Jaromir Jagr (29gp, 16-15-31)

Longest Florida win streak vs. Pittsburgh:

12, Apr. 3, 2002-Mar. 29, 2006

Longest Pittsburgh win streak vs. Florida:

5, Nov. 22, 2010-Oct. 11, 2011; Jan. 30, 2007-Feb. 19, 2008

Longest Florida undefeated streak vs. Pittsburgh:

12, Apr. 3, 2002-Mar. 29, 2006 (12-0-0)

Longest Pittsburgh undefeated streak vs. Florida:

6, Oct. 12, 1993-Feb. 7, 1995 (5-0-1)

Last Florida win at home:

Feb. 26, 2013 (6-4) (0-1-0 since last win)

Last Pittsburgh win at home:

Feb. 22, 2013 (3-1) (0-0-0 since last win)

Last Florida win at Pittsburgh:

Jan. 3, 2009 (6-1) (0-3-5 since last win)

Last Pittsburgh win at Florida:

Apr. 13, 2013 (3-1) (0-0-0 since last win)

Most goals by Florida vs. Pittsburgh:

6, Feb. 26, 2013 (F, 6-4); Jan. 3, 2010 (F, 6-2); Jan. 3, 2009 (F, 6-1); Nov. 25, 2005 (F, 6-3); Nov. 7, 2003 (F, 6-3); Feb. 6, 2003 (F, 6-0)

Most goals by Pittsburgh vs. Florida:

7, Dec. 30, 1998 (P, 7-4); Feb. 7, 1995 (P, 7-3)

Most goals by both teams:

11, Mar. 5, 2002 (P, 6-5 OT); Dec. 30, 1998 (P, 7-4); Dec. 30, 1995 (P, 6-5); Jan. 23, 1995 (P, 6-5)

Last Florida shutout vs. Pittsburgh:

Feb. 20, 2004 (2-0) – Roberto Luongo

Last Pittsburgh shutout vs. Florida:

Jan. 5, 2008 (3-0) – Ty Conklin

Last Florida hat trick vs. Pittsburgh:

Feb. 26, 2013 – Tomas Kopecky

Last Pittsburgh hat trick vs. Florida:

Dec. 30, 1995 – Mario Lemieux

Last Pittsburgh trade with Florida:

Mar. 1, 2010 – Jordan Leopold to Pittsburgh in exchange for a 2010 second-round draft pick

Pittsburgh's Overtime/Shootout Record vs. Florida: 9-3-4

YEAR BY YEAR

YEAR	PIT	ROAD	TOTAL	GF/GA
1993-94	1-0-1	2-0-0	3-0-1	10-7
1994-95	1-1-0	1-1-0	2-2-0	16-14
1995-96	2-0-0	1-1-0	3-1-0	12-10
1996-97	2-0-0	0-2-0	2-2-0	12-13
1997-98	0-1-1	1-1-0	1-2-1	11-12
1998-99	3-0-0	1-1-0	4-1-0	19-10
1999-00	1-1-0	1-1-0	2-2-0	9-10
2000-01	1-1-0	1-0-1	2-1-1	12-11
2001-02	1-0-1	0-2-0	1-2-1	10-12
2002-03	0-2-0	0-2-0	0-4-0	5-17
2003-04	0-2-0	0-2-0	0-4-0	6-16
2004-05	No Season			
2005-06	0-1-1	1-1-0	1-2-1	14-16
2006-07	1-1-0	1-1-0	2-2-0	9-9
2007-08	2-0-0	1-1-0	3-1-0	11-8
2008-09	1-1-0	1-1-0	2-2-0	11-14
2009-10	2-0-0	1-1-0	3-1-0	11-12
2010-11	2-0-0	2-0-0	4-0-0	15-7
2011-12	2-0-0	1-1-0	3-1-0	12-7
2012-13	1-0-0	1-1-0	2-1-0	10-8
TOTALS	23-11-4	17-20-1	40-31-5	215-213

PITTSBURGH PENGUINS vs. FLORIDA PANTHERS 2012-2013 REGULAR SEASON

at PITTSBURGH PENGUINS

Date	Score	W Goal
22 Feb '13	FLA 1 @ PIT 3	Matt Niskanen

at FLORIDA PANTHERS

Date	Score	W Goal
13 Apr '13	PIT 3 @ FLA 1	Brenden Morrow
26 Feb '13	PIT 4 @ FLA 6	Tomas Fleischmann

Individual Scoring

PENGUINS									
Player	GP	G	A	P	+/-	PIM	PP	SH	
Chris Kunitz	3	2	1	3	2	2	2	0	
Brenden Morrow	1	2	1	3	2	4	1	0	
James Neal	2	1	2	3	1	2	0	0	
Beau Bennett	3	0	3	3	2	0	0	0	
Dustin Jeffrey	2	2	0	2	1	0	0	0	
Kris Letang	3	1	1	2	2	2	0	0	
Sidney Crosby	2	0	2	2	0	0	0	0	
Matt Niskanen	3	1	0	1	-1	0	0	0	
Paul Martin	2	1	0	1	2	0	0	0	
Matt Cooke	3	0	1	1	-1	4	0	0	
Pascal Dupuis	3	0	1	1	0	2	0	0	
Tyler Kennedy	3	0	1	1	1	4	0	0	
Brooks Orpik	3	0	1	1	3	2	0	0	
Joe Vitale	2	0	1	1	1	2	0	0	
Evgeni Malkin	1	0	1	1	-1	0	0	0	
Craig Adams	3	0	0	0	0	0	0	0	
Tanner Glass	3	0	0	0	0	2	0	0	
Brandon Sutter	3	0	0	0	-1	0	0	0	
Simon Despres	2	0	0	0	0	0	0	0	
Deryk Engelland	2	0	0	0	2	0	0	0	
Robert Bortuzzo	1	0	0	0	0	0	0	0	
Mark Eaton	1	0	0	0	0	0	0	0	
Jarome Iginla	1	0	0	0	0	0	0	0	
Jussi Jokinen	1	0	0	0	0	0	0	0	
Douglas Murray	1	0	0	0	-1	0	0	0	

Power Play: 3-12 25.0% / Penalty Killing: 9-13 69.2%

PANTHERS									
Player	GP	G	A	P	+/-	PIM	PP	SH	
Brian Campbell	3	1	4	5	-1	2	1	0	
Tomas Kopecky	3	3	1	4	0	6	2	0	
Tomas Fleischmann	3	1	2	3	-1	2	0	0	
Marcel Goc	3	1	1	2	-1	0	1	0	
Dmitry Kulikov	3	0	2	2	-1	0	0	0	
Mike Weaver	3	1	0	1	-2	0	0	0	
Scottie Upshall	1	1	0	1	1	2	0	0	
Erik Gudbranson	3	0	1	1	1	2	0	0	
Drew Shore	3	0	1	1	0	0	0	0	
Jack Skille	3	0	1	1	-1	0	0	0	
Jerred Smithson	2	0	1	1	0	2	0	0	
Jonathan Huberdeau	3	0	0	0	-1	4	0	0	
Shawn Matthias	3	0	0	0	-1	2	0	0	
Peter Mueller	3	0	0	0	0	2	0	0	
Filip Kuba	2	0	0	0	-1	0	0	0	
Mike Santorelli	2	0	0	0	-2	0	0	0	
Tyson Strachan	2	0	0	0	-1	0	0	0	
Nick Bjugstad	1	0	0	0	0	0	0	0	
TJ Brennan	1	0	0	0	0	0	0	0	
Quinton Howden	1	0	0	0	-1	0	0	0	
Alex Kovalev	1	0	0	0	0	0	0	0	
George Parros	1	0	0	0	-1	0	0	0	
Greg Rallo	1	0	0	0	-1	0	0	0	
Colby Robak	1	0	0	0	-1	0	0	0	
Scott Timmins	1	0	0	0	0	2	0	0	
Stephen Weiss	1	0	0	0	0	0	0	0	

Power Play: 4-13 30.8% / Penalty Killing: 9-12 75.0%

Goaltending

PENGUINS								
Goalie	GP	Min	WLOT	GA	SA	SV	GAA	SV%
Marc-Andre Fleury	3	150	2-1-0	3	62	59	1.20	.952
Tomas Vokoun	1	29	0-0-0	4	22	18	8.30	.818

PANTHERS								
Goalie	GP	Min	WLOT	GA	SA	SV	GAA	SV%
Scott Clemmensen	1	20	1-0-0	0	15	15	0.00	1.000
Jacob Markstrom	2	119	0-2-0	5	61	56	2.53	.918
Jose Theodore	1	40	0-0-0	4	19	15	6.01	.789

Goals by Period

PENGUINS					
	1st	2nd	3rd	OT	Total
Goals	2	5	3	0	10

PANTHERS					
	1st	2nd	3rd	OT	Total
Goals	1	5	2	0	8

Shots by Period

PENGUINS					
	1st	2nd	3rd	OT	Total
Shots	27	36	33	0	96

PANTHERS					
	1st	2nd	3rd	OT	Total
Shots	21	35	29	0	85

* - Overtime ** - Shootout



LOS ANGELES KINGS

WEBSITE: losangeleskings.com

KINGS VS. PENS

All-time scorer vs. Pittsburgh: Marcel Dionne (50gp, 29-41-70)

All-time Pittsburgh scorer vs. Los Angeles: Mario Lemieux (28gp, 19-42-61)

Longest Los Angeles win streak vs. Pittsburgh:
5, Feb. 27, 2002-Oct. 10, 2003; Mar. 14, 1984-Nov. 16, 1985

Longest Pittsburgh win streak vs. Los Angeles:
6, Nov. 15, 1969-Feb. 26, 1970

Longest Los Angeles undefeated streak vs. Pittsburgh:
9, Oct. 28, 1999-Nov. 1, 2006 (7-0-2)

Longest Pittsburgh undefeated streak vs. Los Angeles:
9, Nov. 15, 1979-Feb. 13, 1982 (4-0-5)

Last Los Angeles win at home:
Nov. 5, 2009 (5-2) (0-0-1 since last win)

Last Pittsburgh win at home:
Feb. 10, 2011 (2-1 OT) (0-0-0 since last win)

Last Los Angeles win at Pittsburgh:
Oct. 10, 2003 (3-0) (0-2-1 since last win)

Last Pittsburgh win at Los Angeles:
Nov. 5, 2011 (3-2 SO) (0-0-0 since last win)

Most goals by Los Angeles vs. Pittsburgh:
10, Jan. 21, 1987 (L, 10-5)

Most goals by Pittsburgh vs. Los Angeles:
8, Oct 20, 1971 (P, 8-1); Mar. 26, 1969 (P, 8-4)

Most goals by both teams:
15, Jan. 21, 1987 (L, 10-5)

Last Los Angeles shutout vs. Pittsburgh:
Oct. 10, 2003 (3-0) – Cristobal Huet

Last Pittsburgh shutout vs. Los Angeles:
Nov. 23, 1974 (0-0) – Gary Inness

Last Los Angeles hat trick vs. Pittsburgh:
Mar. 10, 1990 – Luc Robitaille

Last Pittsburgh hat trick vs. Los Angeles:
Feb. 10, 1990 – Rob Brown

Last Pittsburgh trade with Los Angeles:
Nov. 20, 2003 – Sergei Anshakov and Martin Strbak to Pittsburgh in exchange for Martin Straka

Pittsburgh's Overtime/Shootout Record vs. Los Angeles: 6-5-4

YEAR BY YEAR

YEAR	PIT	ROAD	TOTAL	GF/GA
1967-68	3-2-0	1-4-0	4-6-0	26-33
1968-69	1-2-1	1-3-0	2-5-1	20-24
1969-70	4-0-0	2-2-0	6-2-0	20-11
1970-71	2-1-0	0-3-0	2-4-0	18-26
1971-72	3-0-0	1-1-1	4-1-1	29-19
1972-73	3-0-0	1-2-0	4-2-0	17-14
1973-74	1-2-0	0-2-0	1-4-0	6-14
1974-75	0-1-2	1-2-0	1-3-2	8-15
1975-76	3-0-0	2-1-0	5-1-0	29-16
1976-77	1-2-0	1-1-1	2-3-1	20-23
1977-78	0-1-2	0-2-1	0-3-3	15-21
1978-79	2-2-0	2-1-1	4-3-1	24-22
1979-80	1-1-0	0-0-2	1-1-2	13-12
1980-81	2-0-0	0-0-2	2-0-2	18-16
1981-82	1-0-1	0-1-0	1-1-1	15-16
1982-83	1-0-0	1-1-0	2-1-0	15-14
1983-84	1-1-0	0-1-0	1-2-0	15-16
1984-85	0-1-0	0-2-0	0-3-0	6-15
1985-86	2-0-0	0-1-0	2-1-0	16-12
1986-87	1-0-0	0-2-0	1-2-0	9-16
1987-88	0-0-2	1-0-0	1-0-2	15-13
1988-89	1-0-0	0-2-0	1-2-0	9-14
1989-90	1-1-0	0-1-0	1-2-0	13-22
1990-91	1-0-0	0-2-0	1-2-0	6-12
1991-92	0-2-0	0-1-0	0-3-0	8-14
1992-93	1-0-0	0-1-0	1-1-0	7-8
1993-94	1-0-0	0-1-0	1-1-0	7-10
1994-95	Did Not Play			
1995-96	0-1-0	0-1-0	0-2-0	4-6
1996-97	1-0-0	1-0-0	2-0-0	9-4
1997-98	0-0-1	1-0-0	1-0-1	5-4
1998-99	0-1-0	1-0-0	1-1-0	5-4
1999-00	0-1-0	0-1-0	0-2-0	7-10
2000-01	0-0-1	0-0-0	0-0-1	2-2
2001-02	0-1-0	0-1-0	0-2-0	7-9
2002-03	0-1-0	0-1-0	0-2-0	5-8
2003-04	0-1-0	0-0-0	0-1-0	0-3
2004-05	No Season			
2005-06	Did Not Play			
2006-07	0-0-0	1-0-0	1-0-0	4-3
2007-08	1-0-0	0-0-0	1-0-0	4-2
2008-09	1-0-0	0-0-0	1-0-0	4-1
2009-10	0-0-0	0-1-0	0-1-0	2-5
2010-11	1-0-0	0-0-0	1-0-0	2-1
2011-12	0-0-0	1-0-0	1-0-0	3-2
2012-13	Did Not Play			
TOTALS	41-25-10	19-45-8	60-70-18	467-512

PITTSBURGH PENGUINS vs. LOS ANGELES KINGS 2011-2012 REGULAR SEASON

at PITTSBURGH PENGUINS

at LOS ANGELES KINGS

Date	Score	W Goal
	no games	

Date	Score	W Goal
05 Nov '11 **	PIT 3 @ LAK 2	Chris Kunitz

Individual Scoring

Player	PENGUINS							
	GP	G	A	P	+/-	PIM	PP	SH
Chris Kunitz	1	1	0	1	1	0	0	0
Steve Sullivan	1	1	0	1	0	0	1	0
Pascal Dupuis	1	0	1	1	1	0	0	0
Kris Letang	1	0	1	1	-1	2	0	0
James Neal	1	0	1	1	0	2	0	0
Jordan Staal	1	0	1	1	1	0	0	0
Craig Adams	1	0	0	0	-2	0	0	0
Arron Asham	1	0	0	0	-1	0	0	0
Robert Bortuzzo	1	0	0	0	0	2	0	0
Matt Cooke	1	0	0	0	0	0	0	0
Deryk Engelland	1	0	0	0	-1	0	0	0
Mark Letestu	1	0	0	0	-1	0	0	0
Evgeni Malkin	1	0	0	0	0	0	0	0
Paul Martin	1	0	0	0	-1	0	0	0
Brooks Orpik	1	0	0	0	0	0	0	0
Richard Park	1	0	0	0	-1	0	0	0
Alexandre Picard	1	0	0	0	1	0	0	0
Joe Vitale	1	0	0	0	-1	0	0	0

Player	KINGS							
	GP	G	A	P	+/-	PIM	PP	SH
Anze Kopitar	1	1	1	2	2	0	0	0
Justin Williams	1	0	2	2	2	0	0	0
Simon Gagne	1	1	0	1	2	2	0	0
Matt Greene	1	0	1	1	2	0	0	0
Dustin Brown	1	0	0	0	0	0	0	0
Kyle Clifford	1	0	0	0	0	0	0	0
Drew Doughty	1	0	0	0	0	0	0	0
Jack Johnson	1	0	0	0	-1	0	0	0
Alec Martinez	1	0	0	0	2	0	0	0
Willie Mitchell	1	0	0	0	0	2	0	0
Ethan Moreau	1	0	0	0	-1	4	0	0
Scott Parse	1	0	0	0	0	0	0	0
Dustin Penner	1	0	0	0	-1	0	0	0
Mike Richards	1	0	0	0	0	0	0	0
Brad Richardson	1	0	0	0	0	0	0	0
Rob Scuderi	1	0	0	0	-1	2	0	0
Jarret Stoll	1	0	0	0	-1	2	0	0
Kevin Westgarth	1	0	0	0	0	0	0	0

Power Play: 1-6 16.7% / Penalty Killing: 4-4 100.0%

Power Play: 0-4 0.0% / Penalty Killing: 5-6 83.3%

Goaltending

Goalie	PENGUINS							
	GP	Min	WLOT	GA	SA	SV	GAA	SV%
Marc-Andre Fleury	1	65	1-0-0	2	26	24	1.85	.923

Goalie	KINGS							
	GP	Min	WLOT	GA	SA	SV	GAA	SV%
Jonathan Quick	1	65	0-0-1	2	33	31	1.85	.939

Goals by Period

	PENGUINS				
	1st	2nd	3rd	OT	Total
Goals	1	0	1	0	2

	KINGS				
	1st	2nd	3rd	OT	Total
Goals	0	1	1	0	2

Shots by Period

	PENGUINS				
	1st	2nd	3rd	OT	Total
Shots	14	10	8	1	33

	KINGS				
	1st	2nd	3rd	OT	Total
Shots	8	13	5	0	26

* - Overtime ** - Shootout



MINNESOTA WILD

WEBSITE: minnesotawild.com

WILD VS. PENS

All-time scorer vs. Pittsburgh: Marian Gaborik (7gp, 3-4-7)

All-time Pittsburgh scorer vs. Minnesota: Sidney Crosby (5gp, 3-4-7)

Longest Minnesota win streak vs. Pittsburgh:

4, Nov. 18, 2008-Jan. 8, 2011

Longest Pittsburgh win streak vs. Minnesota:

None

Longest Minnesota undefeated streak vs. Pittsburgh:

5, Dec. 14, 2001-Dec. 8, 2005 (4-0-1)

Longest Pittsburgh undefeated streak vs. Minnesota:

2, Oct. 30, 2007-Nov. 18, 2008 (1-0-1)

Last Minnesota win at home:

Jan. 11, 2010 (4-3) (0-1-0 since last win)

Last Pittsburgh win at home:

Feb. 14, 2001 (2-1) (0-5-1 since last win)

Last Minnesota win at Pittsburgh:

Jan. 8, 2011 (4-0) (0-0-0 since last win)

Last Pittsburgh win at Minnesota:

Oct. 18, 2011 (4-2) (0-0-0 since last win)

Most goals by Minnesota vs. Pittsburgh:

6, Nov. 19, 2003 (M, 6-2)

Most goals by Pittsburgh vs. Minnesota:

4, Oct. 18, 2011 (P, 4-2); Oct. 20, 2007 (P, 4-2)

Most goals by both teams:

8, Nov. 19, 2003 (M, 6-2)

Last Minnesota shutout vs. Pittsburgh:

Jan. 8, 2011 (4-0) – Jose Theodore

Last Pittsburgh shutout vs. Minnesota:

None

Last Minnesota hat trick vs. Pittsburgh:

None

Last Pittsburgh hat trick vs. Minnesota:

None

Last Pittsburgh trade with Minnesota:

Feb. 27, 2007 – 2007 third-round draft pick to Pittsburgh in exchange for Dominic Moore

Pittsburgh's Overtime/Shootout Record vs. Minnesota: 0-0-2

YEAR BY YEAR

YEAR	PIT	ROAD	TOTAL	GF/GA
2000-01	1-0-0	0-1-0	1-1-0	4-5
2001-02	0-1-0	0-0-0	0-1-0	2-5
2002-03	0-0-0	0-0-1	0-0-1	1-1
2003-04	0-1-0	0-1-0	0-2-0	4-10
2004-05	No Season			
2005-06	0-1-0	0-0-0	0-1-0	0-5
2006-07	Did Not Play			
2007-08	0-0-0	1-0-0	1-0-0	4-2
2008-09	0-0-1	0-0-0	0-0-1	1-2
2009-10	0-1-0	0-1-0	0-2-0	4-6
2010-11	0-1-0	0-0-0	0-1-0	0-4
2011-12	0-0-0	1-0-0	1-0-0	4-2
2012-13	Did Not Play			
TOTALS	1-5-1	2-3-1	3-8-2	24-42

PITTSBURGH PENGUINS vs. MINNESOTA WILD 2011-2012 REGULAR SEASON

at PITTSBURGH PENGUINS

at MINNESOTA WILD

Date	Score	W Goal
no games		

Date	Score	W Goal
18 Oct '11	PIT 4 @ MIN 2	James Neal

Individual Scoring

PENGUINS								
Player	GP	G	A	P	+/-	PIM	PP	SH
Pascal Dupuis	1	1	1	2	1	2	0	1
Matt Cooke	1	0	2	2	1	0	0	0
Chris Kunitz	1	1	0	1	0	0	0	0
James Neal	1	1	0	1	0	2	0	0
Jordan Staal	1	1	0	1	-1	2	1	0
Zbynek Michalek	1	0	1	1	2	0	0	0
Craig Adams	1	0	0	0	-1	0	0	0
Arron Asham	1	0	0	0	1	0	0	0
Deryk Engelland	1	0	0	0	0	0	0	0
Mark Letestu	1	0	0	0	-1	0	0	0
Ben Lovejoy	1	0	0	0	1	0	0	0
Steve MacIntyre	1	0	0	0	0	0	0	0
Paul Martin	1	0	0	0	1	0	0	0
Matt Niskanen	1	0	0	0	-1	4	0	0
Richard Park	1	0	0	0	0	0	0	0
Brian Strait	1	0	0	0	0	0	0	0
Steve Sullivan	1	0	0	0	0	0	0	0
Joe Vitale	1	0	0	0	1	0	0	0

Power Play: 1-2 50.0% / Penalty Killing: 5-5 100.0%

WILD								
Player	GP	G	A	P	+/-	PIM	PP	SH
Cal Clutterbuck	1	1	0	1	0	0	0	1
Guillaume Latendresse	1	1	0	1	0	0	0	0
Brett Bulmer	1	0	1	1	1	0	0	0
Matt Cullen	1	0	1	1	0	0	0	0
Mikko Koivu	1	0	1	1	0	0	0	0
Pierre-Marc Bouchard	1	0	0	0	-2	0	0	0
Kyle Brodziak	1	0	0	0	-1	0	0	0
Colton Gillies	1	0	0	0	-1	0	0	0
Dany Heatley	1	0	0	0	-1	0	0	0
Darroll Powe	1	0	0	0	0	0	0	0
Marco Scandella	1	0	0	0	-1	0	0	0
Nick Schultz	1	0	0	0	0	0	0	0
Devin Setoguchi	1	0	0	0	-1	0	0	0
Jared Spurgeon	1	0	0	0	-1	0	0	0
Brad Staubitz	1	0	0	0	0	4	0	0
Clayton Stoner	1	0	0	0	1	0	0	0
Greg Zanon	1	0	0	0	1	0	0	0
Marek Zidlicky	1	0	0	0	-1	0	0	0

Power Play: 0-5 0.0% / Penalty Killing: 1-2 50.0%

Goaltending

PENGUINS								
Goalie	GP	Min	WLOT	GA	SA	SV	GAA	SV%
Brent Johnson	1	60	1-0-0	2	26	24	2.00	.923

WILD								
Goalie	GP	Min	WLOT	GA	SA	SV	GAA	SV%
Niklas Backstrom	1	59	0-1-0	4	25	21	4.10	.840

Goals by Period

PENGUINS					
	1st	2nd	3rd	OT	Total
Goals	0	2	2	0	4

WILD					
	1st	2nd	3rd	OT	Total
Goals	0	1	1	0	2

Shots by Period

PENGUINS					
	1st	2nd	3rd	OT	Total
Shots	9	8	8	0	25

WILD					
	1st	2nd	3rd	OT	Total
Shots	6	10	10	0	26

* - Overtime ** - Shootout



MONTREAL CANADIENS

WEBSITE: montrealcanadiens.com

CANADIENS VS. PENS

All-time scorer vs. Pittsburgh: Guy Lafleur (61gp, 44-53-97)

All-time Pittsburgh scorer vs. Montreal: Mario Lemieux (41gp, 26-41-67)

Longest Montreal win streak vs. Pittsburgh:

10, Apr. 2, 1975-Dec. 4, 1976

Longest Pittsburgh win streak vs. Montreal:

5, Feb. 19, 2009-Dec. 10, 2009

Longest Montreal undefeated streak vs. Pittsburgh:

18, Jan. 13, 1972-Jan. 26, 1975 (15-0-3)

Longest Pittsburgh undefeated streak vs. Montreal:

7, Oct. 20, 2011-Present (6-0-1)

Last Montreal win at home:

Feb. 7, 2012 (3-2 SO) (0-0-1 since last win)

Last Pittsburgh win at home:

Apr. 17, 2013 (6-4) (0-0-0 since last win)

Last Montreal win at Pittsburgh:

Mar. 12, 2011 (3-0) (0-3-1 since last win)

Last Pittsburgh win at Montreal:

Mar. 2, 2013 (7-6 OT) (0-0-0 since last win)

Most goals by Montreal vs. Pittsburgh:

12, Feb. 22, 1979 (M, 12-0)

Most goals by Pittsburgh vs. Montreal:

7, Mar. 2, 2013 (P, 7-6); Dec. 7, 1995 (P, 7-5); Jan. 15, 1983 (M, 8-7)

Most goals by both teams:

15, Jan. 15, 1983 (M, 8-7)

Last Montreal shutout vs. Pittsburgh:

Mar. 12, 2011 (3-0) – Carey Price

Last Pittsburgh shutout vs. Montreal:

Mar. 26, 2013 (1-0) – Marc-Andre Fleury/Tomas Vokoun

Last Montreal hat trick vs. Pittsburgh:

Dec. 27, 2008 – Andrei Kostitsyn

Last Pittsburgh hat trick vs. Montreal:

Oct. 28, 2009 – Sidney Crosby

Last Pittsburgh trade with Montreal:

June 27, 2009 – 2010 sixth-round pick to Pittsburgh in exchange for 2009 seventh-round draft pick

Pittsburgh's Overtime/Shootout Record vs. Montreal: 10-4-16

YEAR BY YEAR

YEAR	PIT	ROAD	TOTAL	GF/GA
1967-68	0-2-0	0-2-0	0-4-0	11-16
1968-69	0-2-1	1-2-0	1-4-1	16-21
1969-70	2-1-0	0-3-0	2-4-0	15-19
1970-71	1-1-1	0-2-1	1-3-2	13-20
1971-72	1-1-1	0-3-0	1-4-1	16-25
1972-73	0-2-0	0-3-0	0-5-0	12-29
1973-74	0-3-0	0-1-1	0-4-1	10-21
1974-75	1-1-1	0-3-0	1-4-1	15-28
1975-76	0-3-0	0-3-0	0-6-0	19-35
1976-77	0-1-2	0-3-0	0-4-2	11-34
1977-78	1-2-0	0-3-0	1-5-0	19-35
1978-79	2-2-0	0-3-1	2-5-1	19-38
1979-80	1-0-1	0-2-0	1-2-1	14-22
1980-81	1-1-0	1-1-0	2-2-0	10-11
1981-82	1-0-0	0-2-0	1-2-0	9-14
1982-83	1-1-0	0-1-0	1-2-0	11-15
1983-84	0-0-1	0-2-0	0-2-1	6-11
1984-85	1-1-0	0-1-0	1-2-0	11-13
1985-86	0-1-0	0-1-1	0-2-1	10-13
1986-87	1-1-0	0-0-1	1-1-1	11-11
1987-88	1-0-0	1-1-0	2-1-0	11-8
1988-89	0-2-0	1-0-0	1-2-0	8-16
1989-90	1-0-0	0-2-0	1-2-0	4-17
1990-91	0-1-1	0-1-0	0-2-1	11-15
1991-92	1-0-0	0-2-0	1-2-0	8-9
1992-93	2-0-0	0-0-1	2-0-1	12-8
1993-94	1-1-0	0-2-1	1-3-1	7-20
1994-95	2-0-0	0-2-0	2-2-0	13-13
1995-96	1-2-0	0-2-0	1-4-0	17-23
1996-97	0-0-3	2-1-0	2-1-3	23-20
1997-98	1-2-0	2-0-1	3-2-1	14-10
1998-99	1-0-1	2-0-0	3-0-1	16-12
1999-00	1-1-0	0-2-0	1-3-0	8-16
2000-01	1-1-0	0-1-1	1-2-1	12-13
2001-02	0-2-0	0-2-0	0-4-0	2-9
2002-03	1-1-0	0-1-1	1-2-1	12-13
2003-04	0-2-0	0-2-0	0-4-0	5-20
2004-05	No Season			
2005-06	1-1-0	2-0-0	3-1-0	18-16
2006-07	2-0-0	0-1-1	2-1-1	16-17
2007-08	0-1-1	2-0-0	2-1-1	12-10
2008-09	1-1-0	1-1-0	2-2-0	12-12
2009-10	2-0-0	1-1-0	3-1-0	15-9
2010-11	0-2-0	1-0-1	1-2-1	8-10
2011-12	2-0-0	1-0-1	3-0-1	14-11
2012-13	2-0-0	1-0-0	3-0-0	14-10
TOTALS	38-46-14	19-65-13	57-111-27	550-768

PITTSBURGH PENGUINS vs. MONTRÉAL CANADIENS 2012-2013 REGULAR SEASON

at PITTSBURGH PENGUINS

Date	Score	W Goal
17 Apr '13	MTL 4 @ PIT 6	Brandon Sutter
26 Mar '13	MTL 0 @ PIT 1	Sidney Crosby

at MONTRÉAL CANADIENS

Date	Score	W Goal
02 Mar '13 *	PIT 7 @ MTL 6	Brandon Sutter

Individual Scoring

PENGUINS										CANADIENS									
Player	GP	G	A	P	+/-	PIM	PP	SH		Player	GP	G	A	P	+/-	PIM	PP	SH	
Kris Letang	3	0	7	7	-2	0	0	0		Lars Eller	3	0	4	4	3	0	0	0	
Chris Kunitz	3	2	3	5	4	0	0	0		Brian Gionta	3	3	0	3	0	0	0	0	
Brandon Sutter	3	4	0	4	2	0	2	0		David Desharnais	3	1	2	3	0	0	0	0	
Sidney Crosby	2	2	2	4	3	0	0	0		Max Pacioretty	3	1	2	3	0	2	0	0	
Brenden Morrow	2	2	1	3	1	7	0	0		Andrei Markov	3	1	1	2	1	0	0	0	
Matt Cooke	3	2	0	2	-2	4	0	0		Brandon Prust	2	1	1	2	-1	2	0	0	
Jarome Iginla	1	1	1	2	1	0	1	0		Brendan Gallagher	3	0	2	2	-1	8	0	0	
Beau Bennett	3	0	2	2	-1	0	0	0		Alexei Emelin	2	0	2	2	0	0	0	0	
Matt Niskanen	3	0	2	2	4	0	0	0		Tomas Kaberle	1	0	2	2	3	0	0	0	
Brooks Orpik	3	0	2	2	-3	0	0	0		Alex Galchenyuk	3	1	0	1	1	2	0	0	
Douglas Murray	1	1	0	1	0	0	0	0		P.K. Subban	3	1	0	1	2	19	0	0	
Craig Adams	3	0	1	1	-2	0	0	0		Gabriel Dumont	2	1	0	1	1	5	0	0	
Pascal Dupuis	3	0	1	1	5	2	0	0		Francis Bouillon	3	0	1	1	-3	0	0	0	
Simon Despres	2	0	1	1	1	0	0	0		Travis Moen	3	0	1	1	0	0	0	0	
Deryk Engelland	2	0	1	1	0	0	0	0		Yannick Weber	1	0	1	1	0	0	0	0	
James Neal	2	0	1	1	1	0	0	0		Josh Gorges	3	0	0	0	-4	0	0	0	
Mark Eaton	3	0	0	0	1	2	0	0		Tomas Plekanec	3	0	0	0	-3	2	0	0	
Tanner Glass	3	0	0	0	-2	4	0	0		Colby Armstrong	2	0	0	0	0	2	0	0	
Tyler Kennedy	3	0	0	0	-4	11	0	0		Jeff Halpern	2	0	0	0	-1	0	0	0	
Dustin Jeffrey	2	0	0	0	-2	0	0	0		Michael Ryder	2	0	0	0	0	2	0	0	
Joe Vitale	2	0	0	0	-3	0	0	0		Rene Bourque	1	0	0	0	0	2	0	0	
Jussi Jokinen	1	0	0	0	0	0	0	0		Davis Drewiske	1	0	0	0	0	0	0	0	
Paul Martin	1	0	0	0	1	0	0	0		Jarred Tinordi	1	0	0	0	-1	0	0	0	
										Ryan White	1	0	0	0	0	0	0	0	

Power Play: 3-11 27.3% / Penalty Killing: 8-8 100.0%

Power Play: 0-8 0.0% / Penalty Killing: 8-11 72.7%

Goaltending

PENGUINS										CANADIENS									
Goalie	GP	Min	WLOT	GA	SA	SV	GAA	SV%		Goalie	GP	Min	WLOT	GA	SA	SV	GAA	SV%	
Marc-Andre Fleury	2	100	2-0-0	4	60	56	2.40	.933		Carey Price	3	159	0-2-1	11	81	70	4.14	.864	
Tomas Vokoun	2	81	1-0-0	6	51	45	4.45	.882		Peter Budaj	1	20	0-0-0	3	9	6	9.00	.667	

Goals by Period

PENGUINS						CANADIENS					
	1st	2nd	3rd	OT	Total		1st	2nd	3rd	OT	Total
Goals	4	6	3	1	14	Goals	1	5	4	0	10

Shots by Period

PENGUINS						CANADIENS					
	1st	2nd	3rd	OT	Total		1st	2nd	3rd	OT	Total
Shots	28	27	34	1	90	Shots	33	41	37	0	111

* - Overtime ** - Shootout



NASHVILLE PREDATORS

WEBSITE: nashvillepredators.com

PREDATORS VS. PENS

All-time scorer vs. Pittsburgh: Scott Walker (12gp, 3-10-13)

All-time Pittsburgh scorer vs. Nashville: Sidney Crosby (5gp, 3-7-10)

Longest Nashville win streak vs. Pittsburgh:

3, Jan. 1, 2004-Jan. 15, 2006

Longest Pittsburgh win streak vs. Nashville:

2, Oct. 21, 2010-Mar. 22, 2012

Longest Nashville undefeated streak vs. Pittsburgh:

6, Nov. 23, 2001-Jan. 15, 2006 (5-0-1)

Longest Pittsburgh undefeated streak vs. Nashville:

3, Feb. 14, 2010-Mar. 22, 2012 (2-0-1); Feb. 13, 1999-Nov. 13, 1999 (2-0-1)

Last Nashville win at home:

Jan. 8, 2009 (5-3) (0-0-1 since last win)

Last Pittsburgh win at home:

Mar. 22, 2012 (5-1) (0-0-0 since last win)

Last Nashville win at Pittsburgh:

Feb. 14, 2010 (4-3 SO) (0-1-0 since last win)

Last Pittsburgh win at Nashville:

Oct. 21, 2010 (4-3 OT) (0-0-0 since last win)

Most goals by Nashville vs. Pittsburgh:

9, Mar. 4, 2004 (N, 9-4)

Most goals by Pittsburgh vs. Nashville:

6, Nov. 13, 1999 (P, 6-2)

Most goals by both teams:

13, Mar. 4, 2004 (N, 9-4)

Last Nashville shutout vs. Pittsburgh:

Feb. 27, 2003 (6-0) – Tomas Vokoun

Last Pittsburgh shutout vs. Nashville:

None

Last Nashville hat trick vs. Pittsburgh:

None

Last Pittsburgh hat trick vs. Nashville:

None

Last Pittsburgh trade with Nashville:

July 19, 2006 – Dominic Moore and Libor Pivko to Pittsburgh in exchange for a 2007 third-round pick

Pittsburgh's Overtime/Shootout Record vs. Nashville: 2-0-3

YEAR BY YEAR

YEAR	PIT	ROAD	TOTAL	GF/GA
1998-99	0-0-1	1-0-0	1-0-1	4-3
1999-00	1-0-0	0-1-0	1-1-0	8-6
*2000-01	0-1-0	1-0-0	1-1-0	4-4
2001-02	0-0-0	0-1-0	0-1-0	0-5
2002-03	0-0-1	0-1-0	0-1-1	2-8
2003-04	0-1-0	0-1-0	0-2-0	6-12
2004-05	No Season			
2005-06	0-0-0	0-1-0	0-1-0	4-5
2006-07	1-0-0	0-0-0	1-0-0	4-1
2007-08	Did Not Play			
2008-09	0-0-0	0-1-0	0-1-0	3-5
2009-10	0-0-1	0-0-0	0-0-1	3-4
2010-11	0-0-0	1-0-0	1-0-0	4-3
2011-12	1-0-0	0-0-0	1-0-0	5-1
2012-13	Did Not Play			
TOTALS	3-2-3	3-6-0	6-8-3	47-57

* = Games played in Japan

PITTSBURGH PENGUINS vs. NASHVILLE PREDATORS 2011-2012 REGULAR SEASON

at PITTSBURGH PENGUINS

at NASHVILLE PREDATORS

Date	Score	W Goal
22 Mar '12	NSH 1 @ PIT 5	Pascal Dupuis

Date	Score	W Goal
	no games	

Individual Scoring

Player	PENGUINS							
	GP	G	A	P	+/-	PIM	PP	SH
James Neal	1	0	4	4	4	0	0	0
Evgeni Malkin	1	2	0	2	2	2	0	0
Chris Kunitz	1	1	1	2	3	0	0	0
Kris Letang	1	0	2	2	2	0	0	0
Matt Cooke	1	1	0	1	1	0	0	0
Pascal Dupuis	1	1	0	1	0	0	0	0
Brooks Orpik	1	0	1	1	1	0	0	0
Steve Sullivan	1	0	1	1	0	0	0	0
Craig Adams	1	0	0	0	0	0	0	0
Arron Asham	1	0	0	0	0	0	0	0
Sidney Crosby	1	0	0	0	1	2	0	0
Deryk Engelland	1	0	0	0	0	0	0	0
Tyler Kennedy	1	0	0	0	0	0	0	0
Paul Martin	1	0	0	0	3	0	0	0
Zbynek Michalek	1	0	0	0	1	0	0	0
Matt Niskanen	1	0	0	0	1	0	0	0
Richard Park	1	0	0	0	0	0	0	0
Jordan Staal	1	0	0	0	1	0	0	0

Power Play: 0-1 0.0% / Penalty Killing: 2-2 100.0%

Player	PREDATORS							
	GP	G	A	P	+/-	PIM	PP	SH
Alexander Radulov	1	1	0	1	-2	0	0	0
Hal Gill	1	0	1	1	-1	0	0	0
Patric Hornqvist	1	0	1	1	-1	0	0	0
Francis Bouillon	1	0	0	0	-2	0	0	0
Gabriel Bourque	1	0	0	0	-1	0	0	0
Martin Erat	1	0	0	0	-1	0	0	0
Mike Fisher	1	0	0	0	-2	0	0	0
Jack Hillen	1	0	0	0	-1	0	0	0
Kevin Klein	1	0	0	0	-2	0	0	0
Sergei Kostitsyn	1	0	0	0	-2	0	0	0
Andrei Kostitsyn	1	0	0	0	0	0	0	0
David Legwand	1	0	0	0	-1	0	0	0
Craig Smith	1	0	0	0	0	0	0	0
Nick Spaling	1	0	0	0	-2	0	0	0
Ryan Suter	1	0	0	0	-1	0	0	0
Jordin Tootoo	1	0	0	0	0	0	0	0
Shea Weber	1	0	0	0	-1	2	0	0
Brandon Yip	1	0	0	0	0	0	0	0

Power Play: 0-2 0.0% / Penalty Killing: 1-1 100.0%

Goaltending

Goalie	PENGUINS								
	GP	Min	WLOT	GA	SA	SV	GAA	SV%	
Marc-Andre Fleury	1	60	1-0-0	1	30	29	1.00	.967	

Goalie	PREDATORS								
	GP	Min	WLOT	GA	SA	SV	GAA	SV%	
Pekka Rinne	1	60	0-1-0	5	23	18	5.00	.783	

Goals by Period

	PENGUINS				
	1st	2nd	3rd	OT	Total
Goals	2	2	1	0	5

	PREDATORS				
	1st	2nd	3rd	OT	Total
Goals	0	1	0	0	1

Shots by Period

	PENGUINS				
	1st	2nd	3rd	OT	Total
Shots	8	8	7	0	23

	PREDATORS				
	1st	2nd	3rd	OT	Total
Shots	9	10	11	0	30

* - Overtime ** - Shootout



NEW JERSEY DEVILS

Franchise played as Kansas City Scouts from 1974-75 to 1975-76 and Colorado Rockies from 1976-77 to 1981-82

WEBSITE: newjerseydevils.com

DEVILS VS. PENS

All-time scorer vs. Pittsburgh: Patrik Elias (80gp, 23-46-69)

All-time Pittsburgh scorer vs. New Jersey: Mario Lemieux (74gp, 47-88-135)

Longest New Jersey win streak vs. Pittsburgh:

6, Oct. 24, 2009-Mar. 17, 2010

Longest Pittsburgh win streak vs. New Jersey:

5, Feb. 22, 1981-Mar. 21, 1982

Longest New Jersey undefeated streak vs. Pittsburgh:

7, Dec. 23, 1987-Dec. 23, 1988 (5-0-2)

Longest Pittsburgh undefeated streak vs. New Jersey:

6, Jan. 29, 2008-Nov. 29, 2008 (4-0-2); Jan. 10, 2000-Nov. 27, 2001 (5-0-1); Jan. 6, 1986-Oct. 18, 1986 (5-0-1); Feb. 22, 1981-Oct. 5, 1982 (5-0-1)

Last New Jersey win at home:

Apr. 25, 2013 (3-2) (0-0-0 since last win)

Last Pittsburgh win at home:

Feb. 2, 2013 (5-1) (0-1-0 since last win)

Last New Jersey win at Pittsburgh:

Feb. 10, 2013 (3-1) (0-0-0 since last win)

Last Pittsburgh win at New Jersey:

Mar. 17, 2012 (5-2) (0-2-0 since last win)

Most goals by New Jersey vs. Pittsburgh:

9, Oct. 28, 2000 (N, 9-0)

Most goals by Pittsburgh vs. New Jersey:

9, Dec. 13, 1990 (P, 9-5)

Most goals by both teams:

14, Dec. 13, 1990 (P, 9-5); Dec. 31, 1988 (P, 8-6); Oct. 26, 1986 (N, 8-6)

Last New Jersey shutout vs. Pittsburgh:

Mar. 25, 2011 (1-0 SOL) – Martin Brodeur

Last Pittsburgh shutout vs. New Jersey:

Mar. 25, 2011 (1-0) – Marc-Andre Fleury

Last New Jersey hat trick vs. Pittsburgh:

Apr. 5, 2006 – Patrik Elias

Last Pittsburgh hat trick vs. New Jersey:

Nov. 29, 2008 – Sidney Crosby

Last Pittsburgh trade with New Jersey:

Mar. 19, 2002 – Future considerations to Pittsburgh in exchange for Stephane Richer

Pittsburgh's Overtime/Shootout Record vs. New Jersey: 5-8-11

YEAR BY YEAR

YEAR	PIT	ROAD	TOTAL	GF/GA
1974-75	1-0-1	1-0-1	2-0-2	19-14
1975-76	2-0-0	0-1-1	2-1-1	18-10
1976-77	1-1-0	1-1-0	2-2-0	11-11
1977-78	1-1-0	1-0-1	2-1-1	14-13
1978-79	2-0-0	1-1-0	3-1-0	21-13
1979-80	2-0-0	0-2-0	2-2-0	10-15
1980-81	2-0-0	1-1-0	3-1-0	20-13
1981-82	2-0-0	1-0-0	3-0-0	17-5
1982-83	1-2-1	0-1-2	1-3-3	23-26
1983-84	2-1-0	2-2-0	4-3-0	28-27
1984-85	1-3-0	1-2-0	2-5-0	25-34
1985-86	2-1-0	2-1-1	4-2-1	28-22
1986-87	2-2-0	1-2-0	3-4-0	34-31
1987-88	0-3-0	1-3-0	1-6-0	21-38
1988-89	3-0-1	1-1-1	4-1-2	29-24
1989-90	1-2-0	1-2-1	2-4-1	22-29
1990-91	4-0-0	0-3-0	4-3-0	37-31
1991-92	1-2-0	1-3-0	2-5-0	20-31
1992-93	3-1-0	3-1-1	6-2-1	33-25
1993-94	1-0-1	0-2-0	1-2-1	10-17
1994-95	1-0-0	0-0-2	1-0-2	11-8
1995-96	1-1-0	1-0-1	2-1-1	11-9
1996-97	0-2-0	1-1-0	1-3-0	12-13
1997-98	1-1-0	1-1-0	2-2-0	8-10
1998-99	0-2-0	1-2-0	1-4-0	13-17
1999-00	1-2-0	1-1-0	2-3-0	14-15
2000-01	1-1-0	2-0-1	3-1-1	17-21
2001-02	1-2-0	1-1-0	2-3-0	15-11
2002-03	0-2-0	1-2-0	1-4-0	10-14
2003-04	0-3-0	1-2-0	1-5-0	7-17
2004-05	No Season			
2005-06	2-1-1	1-3-0	3-4-1	27-30
2006-07	1-2-1	2-2-0	3-4-1	18-20
2007-08	1-3-0	3-0-1	4-3-1	28-17
2008-09	2-0-1	1-1-1	3-1-2	16-12
2009-10	0-3-0	0-3-0	0-6-0	5-22
2010-11	3-0-0	1-1-1	4-1-1	11-8
2011-12	2-1-0	1-2-0	3-3-0	18-16
2012-13	1-1-0	0-2-0	1-3-0	9-10
TOTALS	52-46-7	38-53-16	90-99-23	690-699

PITTSBURGH PENGUINS vs. NEW JERSEY DEVILS 2012-2013 REGULAR SEASON

at PITTSBURGH PENGUINS

Date	Score	W Goal
10 Feb '13	NJD 3 @ PIT 1	Ilya Kovalchuk
02 Feb '13	NJD 1 @ PIT 5	Chris Kunitz

at NEW JERSEY DEVILS

Date	Score	W Goal
25 Apr '13	PIT 2 @ NJD 3	Ilya Kovalchuk
09 Feb '13	PIT 1 @ NJD 3	Adam Henrique

Individual Scoring

PENGUINS										DEVILS									
Player	GP	G	A	P	+/-	PIM	PP	SH		Player	GP	G	A	P	+/-	PIM	PP	SH	
Chris Kunitz	4	1	3	4	4	0	0	0		Ilya Kovalchuk	4	2	3	5	-1	2	0	0	
Brandon Sutter	4	2	1	3	-1	0	1	0		Andy Greene	4	1	3	4	2	0	0	1	
Sidney Crosby	3	1	2	3	4	4	0	0		David Clarkson	4	3	0	3	2	6	2	0	
Evgeni Malkin	4	0	3	3	-1	6	0	0		Patrik Elias	4	0	3	3	2	4	0	0	
Kris Letang	2	1	1	2	2	0	0	0		Adam Henrique	4	1	1	2	-1	2	1	0	
Pascal Dupuis	4	0	2	2	2	4	0	0		Bobby Butler	2	1	1	2	0	0	1	0	
Matt Cooke	4	1	0	1	-1	0	0	0		Stefan Matteau	2	1	1	2	2	0	0	0	
Robert Bortuzzo	3	1	0	1	2	7	0	0		Travis Zajac	4	1	0	1	2	0	0	0	
James Neal	3	1	0	1	-2	4	1	0		Ryan Carter	4	0	1	1	-1	11	0	0	
Jussi Jokinen	1	1	0	1	-1	0	1	0		Adam Larsson	4	0	1	1	3	0	0	0	
Simon Despres	4	0	1	1	3	0	0	0		Anton Volchenkov	4	0	1	1	0	2	0	0	
Tyler Kennedy	4	0	1	1	-1	0	0	0		Marek Zidlicky	4	0	1	1	-2	0	0	0	
Brenden Morrow	1	0	1	1	0	2	0	0		Dainius Zubrus	2	0	1	1	-2	0	0	0	
Craig Adams	4	0	0	0	0	0	0	0		Steve Sullivan	1	0	1	1	1	0	0	0	
Deryk Engelland	4	0	0	0	1	7	0	0		Stephen Gionta	4	0	0	0	-1	4	0	0	
Tanner Glass	4	0	0	0	-2	2	0	0		Jacob Josefson	4	0	0	0	-1	0	0	0	
Zach Boychuk	3	0	0	0	-2	0	0	0		Krystofer Barch	3	0	0	0	-2	5	0	0	
Paul Martin	3	0	0	0	-3	2	0	0		Steve Bernier	3	0	0	0	0	0	0	0	
Brooks Orpik	3	0	0	0	-2	2	0	0		Bryce Salvador	3	0	0	0	-1	0	0	0	
Dylan Reese	2	0	0	0	0	0	0	0		Mark Fayne	2	0	0	0	1	6	0	0	
Joe Vitale	2	0	0	0	0	4	0	0		Peter Harrold	2	0	0	0	-2	0	0	0	
Beau Bennett	1	0	0	0	0	0	0	0		Eric Gelin	1	0	0	0	-1	0	0	0	
Mark Eaton	1	0	0	0	0	0	0	0		Tom Kostopoulos	1	0	0	0	0	0	0	0	
Jarome Iginla	1	0	0	0	0	2	0	0		Andrei Loktionov	1	0	0	0	0	0	0	0	
Dustin Jeffrey	1	0	0	0	0	0	0	0		Henrik Tallinder	1	0	0	0	-1	0	0	0	
Douglas Murray	1	0	0	0	-1	0	0	0											
Matt Niskanen	1	0	0	0	-1	0	0	0											

Power Play: 4-16 25.0% / Penalty Killing: 12-15 80.0%

Power Play: 3-15 20.0% / Penalty Killing: 12-16 75.0%

Goaltending

PENGUINS										DEVILS									
Goalie	GP	Min	WLOT	GA	SA	SV	GAA	SV%		Goalie	GP	Min	WLOT	GA	SA	SV	GAA	SV%	
Marc-Andre Fleury	3	178	1-2-0	7	76	69	2.36	.908		Johan Hedberg	2	120	2-0-0	3	42	39	1.50	.929	
Tomas Vokoun	1	58	0-1-0	3	23	20	3.08	.870		Martin Brodeur	2	120	1-1-0	6	55	49	3.00	.891	

Goals by Period

PENGUINS						DEVILS					
	1st	2nd	3rd	OT	Total		1st	2nd	3rd	OT	Total
Goals	2	3	4	0	9	Goals	1	5	4	0	10

Shots by Period

PENGUINS						DEVILS					
	1st	2nd	3rd	OT	Total		1st	2nd	3rd	OT	Total
Shots	31	30	36	0	97	Shots	29	36	34	0	99

* - Overtime ** - Shootout



NEW YORK ISLANDERS

WEBSITE: newyorkislanders.com

ISLANDERS VS. PENS

All-time scorer vs. Pittsburgh: Bryan Trottier (82gp, 47-58-105)

All-time Pittsburgh scorer vs. Islanders: Mario Lemieux (72gp, 50-80-130)

Longest Islanders win streak vs. Pittsburgh:

6, Dec. 20, 1983-Nov. 10, 1984

Longest Pittsburgh win streak vs. Islanders:

5, Apr. 8, 2011-Dec. 10, 2011; Jan. 19, 2010-Oct. 15, 2010; Mar. 9, 1995-Mar. 16, 1996

Longest Islanders undefeated streak vs. Pittsburgh:

9, Feb. 1, 1986-Mar. 10, 1987 (7-0-2)

Longest Pittsburgh undefeated streak vs. Islanders:

11, Feb. 29, 2004-Oct. 19, 2006 (6-0-5)

Last Islanders win at home:

Mar. 29, 2012 (5-3) (0-2-0 since last win)

Last Pittsburgh win at home:

Mar. 30, 2013 (2-0) (0-0-0 since last win)

Last Islanders win at Pittsburgh:

Jan. 29, 2013 (4-1) (0-2-0 since last win)

Last Pittsburgh win at Islanders:

Mar. 22, 2013 (4-2) (0-0-0 since last win)

Most goals by Islanders vs. Pittsburgh:

11, Dec. 20, 1983 (NY, 11-3)

Most goals by Pittsburgh vs. Islanders:

9, Dec. 11, 2008 (P, 9-2); Dec. 30, 1999 (P, 9-3); Dec. 13, 1972 (P, 9-1)

Most goals by both teams:

15, Feb. 6, 1990 (NY, 8-7)

Last Islanders shutout vs. Pittsburgh:

Jan. 9, 1986 (9-0) – Kelly Hrudey

Last Pittsburgh shutout vs. Islanders:

Mar. 30, 2013 (2-0) – Tomas Vokoun

Last Islanders hat trick vs. Pittsburgh:

Feb. 4, 2006 – Miroslav Satan

Last Pittsburgh hat trick vs. Islanders:

Mar. 10, 2013 – Chris Kunitz

Last Pittsburgh trade with Islanders:

Mar. 4, 2009 – Bill Guerin to Pittsburgh in exchange for a 2009 third-round draft pick

Pittsburgh's Overtime/Shootout Record vs. Islanders: 13-3-16

YEAR BY YEAR

YEAR	PIT	ROAD	TOTAL	GF/GA
1972-73	2-0-1	2-0-0	4-0-1	22-4
1973-74	0-0-2	2-1-0	2-1-2	9-8
1974-75	2-0-0	0-2-0	2-2-0	15-10
1975-76	1-1-0	0-1-1	1-2-1	15-21
1976-77	1-1-0	1-1-0	2-2-0	11-13
1977-78	1-0-1	0-2-0	1-2-1	14-15
1978-79	0-1-1	0-0-2	0-1-3	11-13
1979-80	0-0-2	1-0-1	1-0-3	10-9
1980-81	2-0-0	0-1-1	2-1-1	19-16
1981-82	2-2-0	0-4-0	2-6-0	22-40
1982-83	1-2-0	1-3-0	2-5-0	13-29
1983-84	0-4-0	1-2-0	1-6-0	26-38
1984-85	2-1-0	0-4-0	2-5-0	20-30
1985-86	1-2-1	0-3-0	1-5-1	21-38
1986-87	0-2-1	0-3-1	0-5-2	19-29
1987-88	2-1-1	2-1-0	4-2-1	32-28
1988-89	3-0-0	1-2-1	4-2-1	32-26
1989-90	3-1-0	0-2-1	3-3-1	32-35
1990-91	2-1-0	3-1-0	5-2-0	33-23
1991-92	2-1-1	3-0-0	5-1-1	39-31
1992-93	2-2-0	2-1-0	4-3-0	26-21
1993-94	0-2-0	2-0-0	2-2-0	11-14
1994-95	2-0-0	1-1-0	3-1-0	16-10
1995-96	1-1-0	2-0-0	3-1-0	19-16
1996-97	1-1-0	1-1-0	2-2-0	12-14
1997-98	1-1-0	1-1-0	2-2-0	14-11
1998-99	1-2-0	1-1-0	2-3-0	12-20
1999-00	2-0-0	2-1-0	4-1-0	26-12
2000-01	2-1-0	0-2-0	2-3-0	17-17
2001-02	0-1-1	2-1-0	2-2-1	17-19
2002-03	1-2-0	0-2-0	1-4-0	13-22
2003-04	0-1-2	1-2-0	1-3-2	16-26
2004-05	No Season			
2005-06	2-0-2	2-0-2	4-0-4	32-18
2006-07	3-1-0	1-3-0	4-4-0	29-28
2007-08	3-1-0	2-2-0	5-3-0	22-21
2008-09	3-0-0	2-0-1	5-0-1	27-12
2009-10	3-0-0	2-1-0	5-1-0	28-19
2010-11	3-0-0	1-1-1	4-1-1	15-16
2011-12	2-1-0	2-1-0	4-2-0	23-15
2012-13	2-1-0	2-0-0	4-1-0	17-9
TOTALS	61-38-16	46-54-12	107-92-28	807-796

PITTSBURGH PENGUINS vs. NEW YORK ISLANDERS 2012-2013 REGULAR SEASON

at PITTSBURGH PENGUINS

Date	Score	W Goal
30 Mar '13	NYI 0 @ PIT 2	Matt Cooke
10 Mar '13	NYI 1 @ PIT 6	Chris Kunitz
29 Jan '13	NYI 4 @ PIT 1	Michael Grabner

at NEW YORK ISLANDERS

Date	Score	W Goal
22 Mar '13	PIT 4 @ NYI 2	Brandon Sutter
05 Feb '13	PIT 4 @ NYI 2	Brandon Sutter

Individual Scoring

PENGUINS										ISLANDERS									
Player	GP	G	A	P	+/-	PIM	PP	SH		Player	GP	G	A	P	+/-	PIM	PP	SH	
Sidney Crosby	5	0	9	9	4	2	0	0		Matt Moulson	5	1	3	4	-5	0	1	0	
Chris Kunitz	5	4	4	8	3	21	2	0		Frans Nielsen	5	0	4	4	-2	0	0	0	
Pascal Dupuis	5	5	1	6	4	4	0	0		Brad Boyes	5	2	1	3	-5	2	0	0	
James Neal	5	3	3	6	3	6	1	0		Michael Grabner	5	2	0	2	0	0	0	0	
Matt Cooke	5	1	2	3	3	2	0	0		Casey Cizikas	5	1	1	2	0	0	0	0	
Kris Letang	3	0	3	3	3	0	0	0		Mark Streit	5	1	1	2	-1	0	0	0	
Brandon Sutter	5	2	0	2	1	0	0	0		John Tavares	5	1	1	2	-5	0	1	0	
Simon Despres	5	1	1	2	0	4	0	0		Josh Bailey	3	1	0	1	0	2	0	0	
Joe Vitale	4	1	0	1	0	0	0	0		Travis Hamonic	5	0	1	1	-3	4	0	0	
Craig Adams	5	0	1	1	1	7	0	0		Kyle Okposo	5	0	1	1	-2	4	0	0	
Deryk Engelland	4	0	1	1	1	2	0	0		Marty Reasoner	5	0	1	1	1	2	0	0	
Tyler Kennedy	4	0	1	1	0	2	0	0		Matt Carkner	4	0	1	1	-2	4	0	0	
Paul Martin	4	0	1	1	2	2	0	0		Brian Strait	2	0	1	1	1	2	0	0	
Evgeni Malkin	3	0	1	1	1	0	0	0		Andrew MacDonald	5	0	0	0	-4	4	0	0	
Douglas Murray	1	0	1	1	1	0	0	0		Matt Martin	5	0	0	0	-1	12	0	0	
Tanner Glass	5	0	0	0	1	5	0	0		Colin McDonald	5	0	0	0	-2	15	0	0	
Brooks Orpik	5	0	0	0	3	6	0	0		Keith Aucoin	4	0	0	0	-2	0	0	0	
Mark Eaton	3	0	0	0	4	0	0	0		Thomas Hickey	4	0	0	0	-2	0	0	0	
Dustin Jeffrey	3	0	0	0	0	0	0	0		David Ullstrom	3	0	0	0	0	0	0	0	
Matt Niskanen	3	0	0	0	1	0	0	0		Lubomir Visnovsky	3	0	0	0	-3	2	0	0	
Beau Bennett	2	0	0	0	0	0	0	0		Joe Finley	1	0	0	0	0	0	0	0	
Robert Bortuzzo	1	0	0	0	0	0	0	0		Radek Martinek	1	0	0	0	0	0	0	0	
Zach Boychuk	1	0	0	0	-1	0	0	0											
Jarome Iginla	1	0	0	0	1	0	0	0											
Ben Lovejoy	1	0	0	0	-1	0	0	0											
Brenden Morrow	1	0	0	0	0	0	0	0											
Trevor Smith	1	0	0	0	0	0	0	0											

Power Play: 2-18 11.1% / Penalty Killing: 11-14 78.6%

Power Play: 3-14 21.4% / Penalty Killing: 16-18 88.9%

Goaltending

PENGUINS										ISLANDERS									
Goalie	GP	Min	WLOT	GA	SA	SV	GAA	SV%		Goalie	GP	Min	WLOT	GA	SA	SV	GAA	SV%	
Tomas Vokoun	4	199	3-0-0	3	101	98	0.90	.970		Evgeni Nabokov	5	276	1-4-0	14	131	117	3.04	.893	
Marc-Andre Fleury	2	100	1-1-0	6	51	45	3.60	.882		Kevin Poulin	1	20	0-0-0	1	11	10	3.01	.909	

Goals by Period

PENGUINS						ISLANDERS					
	1st	2nd	3rd	OT	Total		1st	2nd	3rd	OT	Total
Goals	4	5	8	0	17	Goals	2	5	2	0	9

Shots by Period

PENGUINS						ISLANDERS					
	1st	2nd	3rd	OT	Total		1st	2nd	3rd	OT	Total
Shots	34	51	59	0	144	Shots	49	54	49	0	152

* - Overtime ** - Shootout



NEW YORK RANGERS

WEBSITE: newyorkrangers.com

RANGERS VS. PENS

All-time scorer vs. Pittsburgh: Brian Leetch (72gp, 19-70-89)

All-time Pittsburgh scorer vs. Rangers: Mario Lemieux (70gp, 61-71-132)

Longest Rangers win streak vs. Pittsburgh:

5, Nov. 18, 1973-Nov. 24, 1974

Longest Pittsburgh win streak vs. Rangers:

7, Jan. 19, 2012-Mar. 16, 2013; Jan. 18, 2009-Jan. 25, 2010

Longest Rangers undefeated streak vs. Pittsburgh:

12, Jan. 7, 1970-Oct. 30, 1971 (8-0-4)

Longest Pittsburgh undefeated streak vs. Rangers:

11, Jan. 18, 2009-Nov. 29, 2010 (9-0-2)

Last Rangers win at home:

Apr. 3, 2013 (6-1) (0-0-0 since last win)

Last Pittsburgh win at home:

Apr. 5, 2013 (2-1 SO) (0-0-0 since last win)

Last Rangers win at Pittsburgh:

Jan. 6, 2012 (3-1) (0-4-0 since last win)

Last Pittsburgh win at Rangers:

Jan. 31, 2013 (3-0) (0-1-0 since last win)

Most goals by Rangers vs. Pittsburgh:

11, Nov. 25, 1992 (NY, 11-3)

Most goals by Pittsburgh vs. Rangers:

10, Apr. 9, 1993 (P, 10-4)

Most goals by both teams:

14, Oct. 14, 2000 (P, 8-6); Apr. 9, 1993 (P, 10-4); Nov. 25, 1992 (NY, 11-3)

Last Rangers shutout vs. Pittsburgh:

Jan. 5, 2009 (4-0) – Henrik Lundqvist

Last Pittsburgh shutout vs. Rangers:

Mar. 16, 2013 (3-0) – Marc-Andre Fleury

Last Rangers hat trick vs. Pittsburgh:

Nov. 12, 2005 – Jaromir Jagr

Last Pittsburgh hat trick vs. Rangers:

Nov. 30, 2009 – Mike Rupp

Last Pittsburgh trade with Rangers:

Feb. 10, 2003 – Rico Fata, Mikael Samuelsson, Richard Lintner and Joel Bouchard to Pittsburgh in exchange for Alexei Kovalev, Dan LaCouture, Janne Laukkanen and Mike Wilson

Pittsburgh's Overtime/Shootout Record vs. Rangers: 18-8-15

YEAR BY YEAR

YEAR	PIT	ROAD	TOTAL	GF/GA
1967-68	0-1-1	0-2-0	0-3-1	7-15
1968-69	1-2-0	0-3-0	1-5-0	16-27
1969-70	0-3-0	1-1-1	1-4-1	7-18
1970-71	0-3-0	0-2-1	0-5-1	7-24
1971-72	1-1-1	0-2-1	1-3-2	12-22
1972-73	1-1-0	1-2-0	2-3-0	16-24
1973-74	0-3-0	1-1-0	1-4-0	12-25
1974-75	1-1-0	1-1-0	2-2-0	22-20
1975-76	2-0-0	1-1-0	3-1-0	23-12
1976-77	0-1-1	2-0-0	2-1-1	12-8
1977-78	1-0-1	1-0-1	2-0-2	16-12
1978-79	1-1-0	1-1-0	2-2-0	15-7
1979-80	1-1-0	1-1-0	2-2-0	15-14
1980-81	1-1-0	1-0-1	2-1-1	17-14
1981-82	1-2-1	2-2-0	3-4-1	32-35
1982-83	1-2-1	0-3-0	1-5-1	19-34
1983-84	1-2-0	1-3-0	2-5-0	25-35
1984-85	2-2-0	1-2-0	3-4-0	29-34
1985-86	1-1-1	3-1-0	4-2-1	28-24
1986-87	1-2-1	1-1-1	2-3-2	23-26
1987-88	2-0-1	1-2-1	3-2-2	29-27
1988-89	2-1-1	1-2-0	3-3-1	32-32
1989-90	2-0-1	3-1-0	5-1-1	34-23
1990-91	2-2-0	2-1-0	4-3-0	32-28
1991-92	1-2-0	1-3-0	2-5-0	25-32
1992-93	2-1-0	3-1-0	5-2-0	31-24
1993-94	2-0-0	0-2-0	2-2-0	19-18
1994-95	2-0-0	1-0-0	3-0-0	13-10
1995-96	1-1-0	1-1-0	2-2-0	15-13
1996-97	0-2-0	0-2-0	0-4-0	8-26
1997-98	1-0-1	1-1-0	2-1-1	8-8
1998-99	0-0-2	1-1-1	1-1-3	10-14
1999-00	2-1-0	1-1-0	3-2-0	19-15
2000-01	2-0-0	2-0-1	4-0-1	28-19
2001-02	3-0-0	0-2-0	3-2-0	13-10
2002-03	1-1-0	2-1-0	3-2-0	16-6
2003-04	1-2-0	2-1-0	3-3-0	20-23
2004-05	No Season			
2005-06	2-2-0	1-3-0	3-5-0	18-30
2006-07	3-0-1	2-1-1	5-1-2	21-18
2007-08	3-0-1	0-3-1	3-3-2	16-21
2008-09	3-0-0	0-1-2	3-1-2	17-15
2009-10	2-0-1	3-0-0	5-0-1	27-16
2010-11	0-2-1	2-1-0	2-3-1	15-21
2011-12	2-1-0	2-1-0	4-2-0	20-12
2012-13	2-0-0	2-1-0	4-1-0	15-10
TOTALS	60-48-18	53-62-13	113-110-31	854-901

PITTSBURGH PENGUINS vs. NEW YORK RANGERS 2012-2013 REGULAR SEASON

at PITTSBURGH PENGUINS

Date	Score	W Goal
05 Apr '13 **	NYR 1 @ PIT 2	Jussi Jokinen
16 Mar '13	NYR 0 @ PIT 3	Beau Bennett

at NEW YORK RANGERS

Date	Score	W Goal
03 Apr '13	PIT 1 @ NYR 6	Ryan McDonagh
31 Jan '13	PIT 3 @ NYR 0	Evgeni Malkin
20 Jan '13	PIT 6 @ NYR 3	Pascal Dupuis

Individual Scoring

PENGUINS										RANGERS									
Player	GP	G	A	P	+/-	PIM	PP	SH		Player	GP	G	A	P	+/-	PIM	PP	SH	
Pascal Dupuis	5	3	2	5	2	4	1	0		Brad Richards	5	1	4	5	1	4	1	0	
Evgeni Malkin	4	1	4	5	2	4	0	0		Derick Brassard	2	1	3	4	0	0	1	0	
Kris Letang	3	1	3	4	3	0	0	0		Derek Stepan	5	0	4	4	-1	0	0	0	
James Neal	5	3	0	3	0	2	2	0		Ryane Clowe	2	2	1	3	2	5	1	0	
Tyler Kennedy	5	2	1	3	2	0	1	0		Rick Nash	5	2	0	2	0	4	0	1	
Simon Despres	4	1	2	3	3	6	0	0		Brian Boyle	5	0	2	2	-3	2	0	0	
Chris Kunitz	5	0	2	2	2	2	0	0		Dan Girardi	5	0	2	2	-1	4	0	0	
Sidney Crosby	3	0	2	2	1	2	0	0		Ryan McDonagh	5	1	0	1	-2	4	0	0	
Paul Martin	3	0	2	2	1	0	0	0		Taylor Pyatt	5	1	0	1	-1	0	0	0	
Dustin Jeffrey	2	0	2	2	3	0	0	0		Ryan Callahan	4	1	0	1	-3	0	1	0	
Matt Niskanen	4	1	0	1	1	0	0	0		John Moore	2	1	0	1	0	0	0	0	
Beau Bennett	1	1	0	1	1	0	0	0		Michael Del Zotto	5	0	1	1	0	6	0	0	
Jussi Jokinen	1	1	0	1	1	0	0	0		Carl Hagelin	5	0	0	0	-3	2	0	0	
Craig Adams	5	0	1	1	0	2	0	0		Anton Stralman	5	0	0	0	-1	2	0	0	
Matt Cooke	5	0	1	1	1	6	0	0		Arron Asham	4	0	0	0	0	12	0	0	
Joe Vitale	4	0	1	1	-1	0	0	0		Steve Eminger	3	0	0	0	0	0	0	0	
Robert Bortuzzo	3	0	1	1	0	0	0	0		Marian Gaborik	3	0	0	0	-1	0	0	0	
Brenden Morrow	2	0	1	1	-2	0	0	0		Jeff Halpern	3	0	0	0	-1	2	0	0	
Tanner Glass	5	0	0	0	-2	24	0	0		Darroll Powe	3	0	0	0	0	2	0	0	
Brooks Orpik	5	0	0	0	2	2	0	0		Stu Bickel	2	0	0	0	-1	2	0	0	
Brandon Sutter	5	0	0	0	-2	2	0	0		Mike Rupp	2	0	0	0	-2	0	0	0	
Deryk Engelland	4	0	0	0	0	5	0	0		Marc Staal	2	0	0	0	-1	4	0	0	
Mark Eaton	2	0	0	0	2	2	0	0		Mats Zuccarello	2	0	0	0	2	0	0	0	
Jarome Iginla	2	0	0	0	0	0	0	0		Benn Ferriero	1	0	0	0	0	0	0	0	
Douglas Murray	2	0	0	0	-2	0	0	0		Matt Gilroy	1	0	0	0	0	0	0	0	
Eric Tangradi	1	0	0	0	1	0	0	0		Micheal Haley	1	0	0	0	0	0	0	0	

Power Play: 4-18 22.2% / Penalty Killing: 12-16 75.0%

Power Play: 4-16 25.0% / Penalty Killing: 14-18 77.8%

Goaltending

PENGUINS									RANGERS								
Goalie	GP	Min	WLOT	GA	SA	SV	GAA	SV%	Goalie	GP	Min	WLOT	GA	SA	SV	GAA	SV%
Tomas Vokoun	2	120	2-0-0	3	62	59	1.50	.952	Henrik Lundqvist	5	274	1-3-1	12	128	116	2.63	.906
Marc-Andre Fleury	3	185	2-1-0	7	97	90	2.27	.928	Martin Biron	1	31	0-0-0	1	20	19	1.95	.950

Goals by Period

PENGUINS						RANGERS					
	1st	2nd	3rd	OT	Total		1st	2nd	3rd	OT	Total
Goals	5	2	7	0	14	Goals	4	2	4	0	10

Shots by Period

PENGUINS						RANGERS					
	1st	2nd	3rd	OT	Total		1st	2nd	3rd	OT	Total
Shots	54	49	43	3	149	Shots	46	50	61	2	159

* - Overtime ** - Shootout



OTTAWA SENATORS

WEBSITE: ottawasenators.com

SENATORS VS. PENS

All-time scorer vs. Pittsburgh: Daniel Alfredsson (64gp, 22-42-64)

All-time Pittsburgh scorer vs. Ottawa: Jaromir Jagr (36gp, 29-28-57)

Longest Ottawa win streak vs. Pittsburgh:

7, Jan. 22, 2004-Nov. 10, 2006

Longest Pittsburgh win streak vs. Ottawa:

14, Jan. 3, 1994-Apr. 11, 1996

Longest Ottawa undefeated streak vs. Pittsburgh:

10, Dec. 26, 2003-Mar. 18, 2007 (7-0-3)

Longest Pittsburgh undefeated streak vs. Ottawa:

16, Mar. 30, 1993-Apr. 11, 1996 (15-0-1)

Last Ottawa win at home:

Mar. 24, 2012 (8-4) (0-1-1 since last win)

Last Pittsburgh win at home:

Feb. 13, 2013 (4-2) (0-0-0 since last win)

Last Ottawa win at Pittsburgh:

Jan. 10, 2012 (5-1) (0-1-0 since last win)

Last Pittsburgh win at Ottawa:

Apr. 22, 2013 (3-1) (0-0-0 since last win)

Most goals by Ottawa vs. Pittsburgh:

8, Mar. 24, 2012 (O, 8-4)

Most goals by Pittsburgh vs. Ottawa:

8, Dec. 23, 2009 (P, 8-2)

Most goals by both teams:

12, Mar. 24, 2012 (O, 8-4)

Last Ottawa shutout vs. Pittsburgh:

Feb. 12, 2003 (3-0) – Patrick Lalime

Last Pittsburgh shutout vs. Ottawa:

Oct. 18, 2001 (3-0) – Johan Hedberg

Last Ottawa hat trick vs. Pittsburgh:

Dec. 6, 2008 – Jason Spezza

Last Pittsburgh hat trick vs. Ottawa:

Dec. 23, 2009 – Evgeni Malkin

Last Pittsburgh trade with Ottawa:

Feb. 24, 2011 – Alex Kovalev to Pittsburgh in exchange for a conditional 2011 seventh-round draft pick

Pittsburgh's Overtime/Shootout Record vs. Ottawa: 7-1-10

YEAR BY YEAR

YEAR	PIT	ROAD	TOTAL	GF/GA
1992-93	2-0-0	1-1-0	3-1-0	20-9
1993-94	2-0-1	2-0-0	4-0-1	19-6
1994-95	2-0-0	2-0-0	4-0-0	18-12
1995-96	3-0-0	3-0-0	6-0-0	32-11
1996-97	3-0-0	1-1-1	4-1-1	24-15
1997-98	0-0-2	1-1-1	1-1-3	6-7
1998-99	1-1-0	1-0-1	2-1-1	13-12
1999-00	1-0-1	0-2-0	1-2-1	7-10
2000-01	1-1-0	1-0-1	2-1-1	14-11
2001-02	1-1-0	1-1-0	2-2-0	11-12
2002-03	0-2-0	1-1-0	1-3-0	7-13
2003-04	1-1-0	0-1-1	1-2-1	13-16
2004-05	No Season			
2005-06	0-2-0	0-2-0	0-4-0	9-21
2006-07	1-1-0	2-0-0	3-1-0	13-15
2007-08	0-1-1	1-1-0	1-2-1	13-18
2008-09	0-1-1	1-1-0	1-2-1	10-13
2009-10	1-1-0	1-1-0	2-2-0	15-13
2010-11	2-0-0	1-1-0	3-1-0	13-7
2011-12	1-1-0	0-2-0	1-3-0	15-22
2012-13	1-0-0	2-0-0	3-0-0	9-4
TOTALS	23-13-6	22-16-5	45-29-11	281-247

PITTSBURGH PENGUINS vs. OTTAWA SENATORS 2012-2013 REGULAR SEASON

at PITTSBURGH PENGUINS

Date	Score	W Goal
13 Feb '13	OTT 2 @ PIT 4	James Neal

at OTTAWA SENATORS

Date	Score	W Goal
22 Apr '13	PIT 3 @ OTT 1	Jarome Iginla
27 Jan '13 **	PIT 2 @ OTT 1	Evgeni Malkin

Individual Scoring

Player	PENGUINS							
	GP	G	A	P	+/-	PIM	PP	SH
James Neal	2	3	1	4	2	0	1	0
Sidney Crosby	2	1	2	3	1	0	0	0
Pascal Dupuis	3	1	1	2	0	4	0	0
Dustin Jeffrey	1	1	1	2	2	0	0	0
Matt Cooke	3	0	2	2	1	10	0	0
Paul Martin	2	0	2	2	-1	6	0	0
Brenden Morrow	1	0	2	2	2	2	0	0
Tyler Kennedy	3	1	0	1	0	0	0	0
Jarome Iginla	1	1	0	1	1	0	0	0
Deryk Engelland	3	0	1	1	3	0	0	0
Chris Kunitz	3	0	1	1	0	0	0	0
Evgeni Malkin	2	0	1	1	2	2	0	0
Craig Adams	3	0	0	0	0	4	0	0
Tanner Glass	3	0	0	0	-1	0	0	0
Matt Niskanen	3	0	0	0	1	2	0	0
Brooks Orpik	3	0	0	0	2	2	0	0
Brandon Sutter	3	0	0	0	1	0	0	0
Simon Despres	2	0	0	0	2	0	0	0
Kris Letang	2	0	0	0	1	0	0	0
Joe Vitale	2	0	0	0	0	0	0	0
Robert Bortuzzo	1	0	0	0	0	7	0	0
Zach Boychuk	1	0	0	0	0	0	0	0
Jussi Jokinen	1	0	0	0	0	2	0	0
Ben Lovejoy	1	0	0	0	-1	0	0	0
Steve MacIntyre	1	0	0	0	0	12	0	0
Douglas Murray	1	0	0	0	1	0	0	0
Eric Tangradi	1	0	0	0	1	0	0	0

Power Play: 1-15 6.7% / Penalty Killing: 11-12 91.7%

Player	SENATORS							
	GP	G	A	P	+/-	PIM	PP	SH
Sergei Gonchar	3	0	2	2	0	2	0	0
Daniel Alfredsson	2	0	2	2	0	2	0	0
Colin Greening	3	1	0	1	-2	0	0	0
Jim O'Brien	2	1	0	1	1	2	0	0
Patrick Wiercioch	2	1	0	1	-2	0	1	0
Stephane Da Costa	1	1	0	1	0	0	0	0
Erik Condra	3	0	1	1	-1	2	0	0
Milan Michalek	2	0	1	1	0	4	0	0
Jason Spezza	1	0	1	1	1	2	0	0
Marc Methot	3	0	0	0	-3	0	0	0
Chris Neil	3	0	0	0	-3	18	0	0
Chris Phillips	3	0	0	0	-1	8	0	0
Jakob Silfverberg	3	0	0	0	0	2	0	0
Zack Smith	3	0	0	0	-4	5	0	0
Kyle Turris	3	0	0	0	0	2	0	0
Andre Benoit	2	0	0	0	0	2	0	0
Kaspars Daugavins	2	0	0	0	-1	0	0	0
Erik Karlsson	2	0	0	0	-1	0	0	0
Guillaume Latendresse	2	0	0	0	-1	0	0	0
Mika Zibanejad	2	0	0	0	0	0	0	0
Mark Borowiecki	1	0	0	0	1	0	0	0
Cory Conacher	1	0	0	0	0	0	0	0
Jared Cowen	1	0	0	0	-1	0	0	0
Eric Gryba	1	0	0	0	-1	2	0	0
Mike Lundin	1	0	0	0	-1	0	0	0
Jean-Gabriel Pageau	1	0	0	0	-1	0	0	0
Peter Regin	1	0	0	0	0	0	0	0

Power Play: 1-12 8.3% / Penalty Killing: 14-15 93.3%

Goaltending

Goalie	PENGUINS							
	GP	Min	WLOT	GA	SA	SV	GAA	SV%
Marc-Andre Fleury	2	125	2-0-0	3	61	58	1.44	.951
Tomas Vokoun	1	60	1-0-0	1	35	34	1.00	.971

Goalie	SENATORS							
	GP	Min	WLOT	GA	SA	SV	GAA	SV%
Craig Anderson	3	184	0-2-1	8	88	80	2.61	.909

Goals by Period

	PENGUINS				
	1st	2nd	3rd	OT	Total
Goals	4	1	3	0	8

	SENATORS				
	1st	2nd	3rd	OT	Total
Goals	0	3	1	0	4

Shots by Period

	PENGUINS				
	1st	2nd	3rd	OT	Total
Shots	34	24	25	5	88

	SENATORS				
	1st	2nd	3rd	OT	Total
Shots	37	32	24	3	96

* - Overtime ** - Shootout



PHILADELPHIA FLYERS

WEBSITE: philadelphiaflyers.com

FLYERS VS. PENS

All-time scorer vs. Pittsburgh: Bobby Clarke (76gp, 44-64-108)

All-time Pittsburgh scorer vs. Philadelphia: Mario Lemieux (70gp, 51-73-124)

Longest Philadelphia win streak vs. Pittsburgh:
11, Dec. 12, 1982-Mar. 28, 1984

Longest Pittsburgh win streak vs. Philadelphia:
8, Oct. 5, 2006-Mar. 4, 2007

Longest Philadelphia undefeated streak vs. Pittsburgh:
13, Oct. 28, 1982-Mar. 28, 1984 (12-0-1)

Longest Pittsburgh undefeated streak vs. Philadelphia:
14, Mar. 26, 1991-Jan. 30, 1993 (10-0-4)

Last Philadelphia win at home:
Mar. 18, 2012 (3-2 OT) (0-2-0 since last win)

Last Pittsburgh win at home:
Mar. 24, 2013 (2-1 OT) (0-0-0 since last win)

Last Philadelphia win at Pittsburgh:
Feb. 20, 2013 (6-5) (0-0-1 since last win)

Last Pittsburgh win at Philadelphia:
Mar. 7, 2013 (5-4) (0-0-0 since last win)

Most goals by Philadelphia vs. Pittsburgh:
13, Mar. 22, 1984 (Phi, 13-4)

Most goals by Pittsburgh vs. Philadelphia:
11, Nov. 16, 1993 (Pgh, 11-5)

Most goals by both teams:
17, Mar. 22, 1984 (Phi, 13-4)

Last Philadelphia shutout vs. Pittsburgh:
Apr. 6, 2008 (2-0) – Martin Biron

Last Pittsburgh shutout vs. Philadelphia:
Oct. 5, 2006 (4-0) – Marc-Andre Fleury

Last Philadelphia hat trick vs. Pittsburgh:
Feb. 20, 2013 – Jakub Voracek

Last Pittsburgh hat trick vs. Philadelphia:
Oct. 28, 2006 – Sidney Crosby

Last Pittsburgh trade with Philadelphia:
June 25, 2010 – Dan Hamhuis to Pittsburgh in exchange for a 2011 third-round draft pick

Pittsburgh's Overtime/Shootout Record vs. Philadelphia: 11-10-15

YEAR BY YEAR

YEAR	PIT	ROAD	TOTAL	GF/GA
1967-68	2-0-3	2-3-0	4-3-3	20-12
1968-69	1-1-2	0-3-1	1-4-3	13-26
1969-70	3-0-1	2-1-1	5-1-2	27-21
1970-71	1-0-2	0-3-0	1-3-2	13-15
1971-72	3-0-0	0-2-1	3-2-1	17-20
1972-73	2-1-0	0-3-0	2-4-0	20-24
1973-74	1-1-0	1-2-0	2-3-0	15-22
1974-75	1-1-0	0-2-0	1-3-0	11-18
1975-76	0-1-1	0-2-0	0-3-1	13-22
1976-77	1-1-0	0-2-0	1-3-0	3-12
1977-78	0-2-0	0-1-1	0-3-1	7-26
1978-79	1-1-0	0-2-0	1-3-0	6-10
1979-80	0-2-0	0-1-1	0-3-1	9-15
1980-81	0-2-0	0-2-0	0-4-0	10-22
1981-82	2-1-1	0-4-0	2-5-1	30-38
1982-83	1-1-1	0-4-0	1-5-1	16-34
1983-84	0-4-0	0-3-0	0-7-0	21-46
1984-85	2-1-0	0-4-0	2-5-0	19-34
1985-86	0-3-1	0-3-0	0-6-1	16-29
1986-87	1-1-1	0-3-1	1-4-2	22-28
1987-88	2-2-0	0-3-0	2-5-0	24-23
1988-89	2-1-0	2-2-0	4-3-0	28-25
1989-90	2-2-0	1-2-0	3-4-0	24-29
1990-91	0-2-1	2-2-0	2-4-1	24-26
1991-92	3-0-1	2-0-1	5-0-2	36-19
1992-93	3-0-1	2-1-0	5-1-1	35-19
1993-94	1-0-1	1-1-0	2-1-1	21-13
1994-95	1-0-0	0-2-0	1-2-0	8-12
1995-96	2-0-0	0-2-0	2-2-0	20-18
1996-97	1-1-0	0-2-0	1-3-0	9-20
1997-98	2-0-0	0-2-0	2-2-0	14-14
1998-99	1-1-1	0-2-0	1-3-1	11-13
1999-00	0-1-1	0-3-0	0-4-1	12-20
2000-01	2-1-0	1-1-0	3-2-0	19-15
2001-02	1-0-1	0-3-0	1-3-1	12-15
2002-03	1-2-0	0-2-0	1-4-0	11-19
2003-04	0-1-2	1-1-1	1-2-3	14-18
2004-05	No Season			
2005-06	1-3-0	1-2-1	2-5-1	23-29
2006-07	4-0-0	4-0-0	8-0-0	40-21
2007-08	3-1-0	0-4-0	3-5-0	23-28
2008-09	2-1-0	2-1-0	4-2-0	21-21
2009-10	2-1-0	3-0-0	5-1-0	24-16
2010-11	0-3-0	2-1-0	2-4-0	15-16
2011-12	1-2-0	1-1-1	2-3-1	20-22
2012-13	1-1-0	2-0-0	3-1-0	15-12
TOTALS	60-50-22	32-90-10	92-140-32	811-957

PITTSBURGH PENGUINS vs. PHILADELPHIA FLYERS 2012-2013 REGULAR SEASON

at PITTSBURGH PENGUINS

Date	Score	W Goal
24 Mar '13 *	PHI 1 @ PIT 2	Tyler Kennedy
20 Feb '13	PHI 6 @ PIT 5	Jakub Voracek

at PHILADELPHIA FLYERS

Date	Score	W Goal
07 Mar '13	PIT 5 @ PHI 4	Chris Kunitz
19 Jan '13	PIT 3 @ PHI 1	James Neal

Individual Scoring

PENGUINS									
Player	GP	G	A	P	+/-	PIM	PP	SH	
Paul Martin	4	1	5	6	1	2	1	0	
Sidney Crosby	4	1	4	5	-4	0	1	0	
Chris Kunitz	4	3	1	4	-4	0	2	0	
James Neal	4	3	1	4	1	8	1	0	
Tyler Kennedy	4	3	0	3	5	0	0	0	
Pascal Dupuis	4	1	2	3	-2	2	0	0	
Matt Niskanen	4	1	2	3	-1	2	0	0	
Brandon Sutter	4	1	2	3	3	2	0	0	
Evgeni Malkin	3	1	2	3	1	6	1	0	
Matt Cooke	4	0	2	2	3	2	0	0	
Beau Bennett	3	0	2	2	2	0	0	0	
Kris Letang	3	0	2	2	2	2	0	0	
Brooks Orpik	4	0	1	1	-1	0	0	0	
Craig Adams	4	0	0	0	-1	2	0	0	
Deryk Engelland	4	0	0	0	-1	4	0	0	
Tanner Glass	4	0	0	0	-1	11	0	0	
Dustin Jeffrey	3	0	0	0	0	2	0	0	
Simon Despres	2	0	0	0	1	2	0	0	
Mark Eaton	2	0	0	0	0	0	0	0	
Joe Vitale	2	0	0	0	-1	0	0	0	
Robert Bortuzzo	1	0	0	0	0	0	0	0	
Eric Tangradi	1	0	0	0	1	0	0	0	

Power Play: 6-16 37.5% / Penalty Killing: 12-16 75.0%

FLYERS									
Player	GP	G	A	P	+/-	PIM	PP	SH	
Jakub Voracek	4	5	1	6	-1	2	3	0	
Claude Giroux	4	2	3	5	0	2	1	0	
Kimmo Timonen	4	1	3	4	2	2	0	0	
Wayne Simmonds	4	2	1	3	0	9	0	0	
Zac Rinaldo	4	1	1	2	1	2	0	0	
Nicklas Grossmann	3	1	1	2	1	4	0	0	
Brayden Schenn	4	0	2	2	-1	2	0	0	
Maxime Talbot	4	0	2	2	2	2	0	0	
Braydon Coburn	4	0	1	1	0	2	0	0	
Sean Couturier	4	0	1	1	-2	4	0	0	
Ruslan Fedotenko	4	0	1	1	4	4	0	0	
Bruno Gervais	3	0	1	1	-1	0	0	0	
Scott Hartnell	3	0	1	1	0	4	0	0	
Danny Briere	2	0	1	1	-3	0	0	0	
Andrej Meszaros	2	0	1	1	-1	0	0	0	
Mike Knuble	1	0	1	1	1	4	0	0	
Matt Read	4	0	0	0	-3	0	0	0	
Luke Schenn	4	0	0	0	-1	2	0	0	
Kurtis Foster	2	0	0	0	0	0	0	0	
Simon Gagne	2	0	0	0	0	0	0	0	
Erik Gustafsson	2	0	0	0	-2	0	0	0	
Harry Zolnierczyk	2	0	0	0	0	2	0	0	
Scott Laughton	1	0	0	0	0	0	0	0	
Eric Wellwood	1	0	0	0	0	0	0	0	

Power Play: 4-16 25.0% / Penalty Killing: 10-16 62.5%

Goaltending

PENGUINS									
Goalie	GP	Min	WLOT	GA	SA	SV	GAA	SV%	
Marc-Andre Fleury	3	143	2-0-0	6	73	67	2.53	.918	
Tomas Vokoun	2	99	1-1-0	6	46	40	3.64	.870	

FLYERS									
Goalie	GP	Min	WLOT	GA	SA	SV	GAA	SV%	
Ilya Bryzgalov	4	217	1-1-1	13	109	96	3.60	.881	
Brian Boucher	1	23	0-1-0	1	6	5	2.62	.833	

Goals by Period

PENGUINS					
	1st	2nd	3rd	OT	Total
Goals	5	3	6	1	15

FLYERS					
	1st	2nd	3rd	OT	Total
Goals	6	3	3	0	12

Shots by Period

PENGUINS					
	1st	2nd	3rd	OT	Total
Shots	37	42	35	2	116

FLYERS					
	1st	2nd	3rd	OT	Total
Shots	45	34	38	2	119

* - Overtime ** - Shootout



PHOENIX COYOTES

Franchise played as Winnipeg Jets from 1979-80 to 1995-96

WEBSITE: phoenixcoyotes.com

COYOTES VS. PENS

All-time scorer vs. Pittsburgh: Dale Hawerchuk (27gp, 18-31-49)

All-time Pittsburgh scorer vs. Phoenix: Mario Lemieux (26gp, 19-34-53)

Longest Phoenix win streak vs. Pittsburgh:

6, Jan. 12, 2000-Mar. 4, 2003

Longest Pittsburgh win streak vs. Phoenix:

9, Oct. 10, 1979-Dec. 2, 1981

Longest Phoenix undefeated streak vs. Pittsburgh:

6, Jan. 12, 2000-Mar. 4, 2003 (6-0-0)

Longest Pittsburgh undefeated streak vs. Phoenix:

9, Oct. 10, 1979-Dec. 2, 1981 (9-0-0)

Last Phoenix win at home:

Oct. 30, 2008 (4-1) (0-0-1 since last win)

Last Pittsburgh win at home:

Mar. 5, 2012 (2-1) (0-0-0 since last win)

Last Phoenix win at Pittsburgh:

Oct. 7, 2009 (3-0) (0-2-0 since last win)

Last Pittsburgh win at Phoenix:

Nov. 6, 2010 (4-3 SO) (0-0-0 since last win)

Most goals by Phoenix vs. Pittsburgh:

7, Jan. 20, 1989 (Phx, 7-3); Jan. 21, 1985 (Phx, 7-6)

Most goals by Pittsburgh vs. Phoenix:

9, Mar. 5, 1996 (Pgh, 9-4); Dec. 18, 1990 (Pgh, 9-2)

Most goals by both teams:

13, Mar. 5, 1996 (Pgh, 9-4); Jan. 21, 1985 (Pgh, 7-6)

Last Phoenix shutout vs. Pittsburgh:

Oct. 7, 2009 (3-0) – Ilya Bryzgalov

Last Pittsburgh shutout vs. Phoenix:

Feb. 16, 1996 (1-0) – Tom Barrasso

Last Phoenix hat trick vs. Pittsburgh:

Jan. 21, 1985 – Dale Hawerchuk

Last Pittsburgh hat trick vs. Phoenix:

Mar. 5, 1996 – Petr Nedved (4 goals)

Last Pittsburgh trade with Phoenix:

June 22, 2012 – Harrison Ruopp, Marc Cheverie and a 2012 third-round draft pick to Pittsburgh in exchange for Zbynek Michalek

Pittsburgh's Overtime/Shootout Record vs. Phoenix: 3-3-2

YEAR BY YEAR

YEAR	PIT	ROAD	TOTAL	GF/GA
1979-80	2-0-0	2-0-0	4-0-0	14-8
1980-81	2-0-0	2-0-0	4-0-0	18-14
1981-82	2-0-0	0-1-0	2-1-0	7-9
1982-83	1-0-0	0-2-0	1-2-0	13-14
1983-84	0-2-0	1-0-0	1-2-0	13-12
1984-85	0-1-0	1-1-0	1-2-0	14-16
1985-86	2-0-0	0-1-0	2-1-0	16-8
1986-87	0-1-0	1-1-0	1-2-0	9-10
1987-88	0-2-0	1-0-0	1-2-0	9-12
1988-89	1-0-0	1-1-0	2-1-0	13-12
1989-90	2-0-0	0-0-1	2-0-1	13-7
1990-91	1-0-0	1-1-0	2-1-0	17-12
1991-92	1-1-0	1-0-0	2-1-0	6-7
1992-93	1-0-0	0-1-0	1-1-0	7-5
1993-94	1-0-0	1-0-0	2-0-0	10-6
1994-95	Did Not Play			
1995-96	1-0-0	1-0-0	2-0-0	10-4
1996-97	1-0-0	0-0-1	1-0-1	9-6
1997-98	0-1-0	0-0-1	0-1-1	3-4
1998-99	1-0-0	0-1-0	1-1-0	7-6
1999-00	1-0-0	0-1-0	1-1-0	5-5
2000-01	0-0-0	0-1-0	0-1-0	4-5
2001-02	0-1-0	0-1-0	0-2-0	3-8
2002-03	0-1-0	0-1-0	0-2-0	3-9
2003-04	0-0-0	1-0-0	1-0-0	4-3
2004-05	No Season			
2005-06	Did Not Play			
2006-07	0-0-0	1-0-0	1-0-0	7-2
2007-08	1-0-0	0-0-0	1-0-0	3-1
2008-09	0-0-0	0-1-0	0-1-0	1-4
2009-10	0-1-0	0-0-0	0-1-0	0-3
2010-11	1-0-0	1-0-0	2-0-0	10-4
2011-12	1-0-0	0-0-0	1-0-0	2-1
2012-13	Did Not Play			
TOTALS	23-11-0	16-15-3	39-26-3	250-217

PITTSBURGH PENGUINS vs. PHOENIX COYOTES 2011-2012 REGULAR SEASON

at PITTSBURGH PENGUINS

Date	Score	W Goal
05 Mar '12	PHX 1 @ PIT 2	Chris Kunitz

at PHOENIX COYOTES

Date	Score	W Goal
	no games	

Individual Scoring

PENGUINS								
Player	GP	G	A	P	+/-	PIM	PP	SH
Chris Kunitz	1	1	0	1	0	2	0	0
Zbynek Michalek	1	1	0	1	1	0	0	0
Evgeni Malkin	1	0	1	1	0	0	0	0
Paul Martin	1	0	1	1	0	0	0	0
Jordan Staal	1	0	1	1	1	0	0	0
Craig Adams	1	0	0	0	0	0	0	0
Arron Asham	1	0	0	0	0	0	0	0
Matt Cooke	1	0	0	0	0	2	0	0
Pascal Dupuis	1	0	0	0	1	0	0	0
Tyler Kennedy	1	0	0	0	0	0	0	0
Ben Lovejoy	1	0	0	0	0	0	0	0
James Neal	1	0	0	0	0	0	0	0
Matt Niskanen	1	0	0	0	0	2	0	0
Brooks Orpik	1	0	0	0	1	2	0	0
Richard Park	1	0	0	0	0	0	0	0
Brian Strait	1	0	0	0	0	0	0	0
Steve Sullivan	1	0	0	0	1	2	0	0
Joe Vitale	1	0	0	0	0	2	0	0

Power Play: 0-1 0.0% / Penalty Killing: 2-2 100.0%

COYOTES								
Player	GP	G	A	P	+/-	PIM	PP	SH
Ray Whitney	1	1	0	1	0	0	0	0
Martin Hanzal	1	0	1	1	0	2	0	0
Radim Vrbata	1	0	1	1	0	0	0	0
Adrian Aucoin	1	0	0	0	-1	0	0	0
Paul Bissonnette	1	0	0	0	0	0	0	0
Mikkel Boedker	1	0	0	0	0	0	0	0
Shane Doan	1	0	0	0	-1	2	0	0
Oliver Ekman-Larsson	1	0	0	0	-1	0	0	0
Boyd Gordon	1	0	0	0	0	0	0	0
Lauri Korpikoski	1	0	0	0	-1	0	0	0
Daymond Langkow	1	0	0	0	0	0	0	0
Taylor Pyatt	1	0	0	0	0	0	0	0
Michal Rozsival	1	0	0	0	0	0	0	0
David Rundblad	1	0	0	0	0	0	0	0
Chris Summers	1	0	0	0	0	0	0	0
Raffi Torres	1	0	0	0	0	0	0	0
Antoine Vermette	1	0	0	0	-1	2	0	0
Keith Yandle	1	0	0	0	0	2	0	0

Power Play: 0-2 0.0% / Penalty Killing: 1-1 100.0%

Goaltending

PENGUINS								
Goalie	GP	Min	WLOT	GA	SA	SV	GAA	SV%
Marc-Andre Fleury	1	60	1-0-0	1	37	36	1.00	.973

COYOTES								
Goalie	GP	Min	WLOT	GA	SA	SV	GAA	SV%
Mike Smith	1	59	0-1-0	2	28	26	2.04	.929

Goals by Period

PENGUINS					
	1st	2nd	3rd	OT	Total
Goals	2	0	0	0	2

COYOTES					
	1st	2nd	3rd	OT	Total
Goals	0	0	1	0	1

Shots by Period

PENGUINS					
	1st	2nd	3rd	OT	Total
Shots	11	12	5	0	28

COYOTES					
	1st	2nd	3rd	OT	Total
Shots	12	15	10	0	37

* - Overtime ** - Shootout



SAN JOSE SHARKS

WEBSITE: sanjosharks.com

SHARKS VS. PENS

All-time scorer vs. Pittsburgh: Owen Nolan (13gp, 6-9-15)

All-time Pittsburgh scorer vs. San Jose: Mario Lemieux (14gp, 17-32-49)

Longest San Jose win streak vs. Pittsburgh:

5, Dec. 12, 2002-Oct. 28, 2008

Longest Pittsburgh win streak vs. San Jose:

5, Dec. 5, 1991-Mar. 23, 1993

Longest San Jose undefeated streak vs. Pittsburgh:

6, Jan. 15, 1999-Jan. 30, 2002 (5-0-1)

Longest Pittsburgh undefeated streak vs. San Jose:

9, Dec. 12, 2002-Present (8-0-1)

Last San Jose win at home:

Nov. 3, 2011 (4-3 SO) (0-0-0 since last win)

Last Pittsburgh win at home:

Feb. 11, 2009 (2-1 SO) (0-0-1 since last win)

Last San Jose win at Pittsburgh:

Feb. 23, 2011 (3-2 OT) (0-0-0 since last win)

Last Pittsburgh win at San Jose:

Oct. 22, 1997 (5-2) (0-8-2 since last win)

Most goals by San Jose vs. Pittsburgh:

10, Jan. 13, 1996 (S, 10-8)

Most goals by Pittsburgh vs. San Jose:

10, Dec. 17, 1991 (P, 10-2)

Most goals by both teams:

18, Jan. 13, 1996 (S, 10-8)

Last San Jose shutout vs. Pittsburgh:

Nov. 7, 2009 (5-0) – Evgeni Nabokov

Last Pittsburgh shutout vs. San Jose:

Dec. 13, 1996 (4-0) – Patrick Lalime

Last San Jose hat trick vs. Pittsburgh:

Jan. 13, 1996 – Ray Sheppard

Last Pittsburgh hat trick vs. San Jose:

Nov. 10, 1995 – Ron Francis

Last Pittsburgh trade with San Jose:

June 30, 2013 – 2013 second-round draft pick to Pittsburgh in exchange for Tyler Kennedy

Pittsburgh's Overtime/Shootout Record vs. San Jose: 1-1-5

YEAR BY YEAR

YEAR	PIT	ROAD	TOTAL	GF/GA
1991-92	1-0-0	2-0-0	3-0-0	25-5
1992-93	1-0-0	1-0-0	2-0-0	16-6
1993-94	0-0-1	0-0-1	0-0-2	5-5
1994-95	Did Not Play			
1995-96	0-1-0	1-0-0	1-1-0	17-11
1996-97	1-0-0	1-0-0	2-0-0	7-1
1997-98	0-1-0	1-0-0	1-1-0	7-5
1998-99	0-0-0	0-1-0	0-1-0	2-3
1999-00	0-1-0	0-0-1	0-1-1	3-6
2000-01	0-0-0	0-1-0	0-1-0	2-3
2001-02	0-1-0	0-1-0	0-2-0	3-11
2002-03	1-0-0	0-1-0	1-1-0	6-6
2003-04	0-0-0	0-1-0	0-1-0	2-4
2004-05	No Season			
2005-06	Did Not Play			
2006-07	0-0-0	0-1-0	0-1-0	2-3
2007-08	0-0-1	0-0-0	0-0-1	1-1
2008-09	1-0-0	0-1-0	1-1-0	3-3
2009-10	0-0-0	0-1-0	0-1-0	0-5
2010-11	0-0-1	0-0-0	0-0-1	2-3
2011-12	0-0-0	0-0-1	0-0-1	3-4
2012-13	Did Not Play			
TOTALS	5-4-3	6-8-3	11-12-6	106-85

PITTSBURGH PENGUINS vs. SAN JOSE SHARKS 2011-2012 REGULAR SEASON

at PITTSBURGH PENGUINS

Date	Score	W Goal
no games		

at SAN JOSE SHARKS

Date	Score	W Goal
03 Nov '11 **	PIT 3 @ SJS 4	Ryane Clowe

Individual Scoring

PENGUINS								
Player	GP	G	A	P	+/-	PIM	PP	SH
Evgeni Malkin	1	2	1	3	2	0	0	0
James Neal	1	0	2	2	2	0	0	0
Steve Sullivan	1	0	2	2	2	0	0	0
Deryk Engelland	1	1	0	1	3	5	0	0
Kris Letang	1	0	1	1	0	0	0	0
Craig Adams	1	0	0	0	-1	5	0	0
Arron Asham	1	0	0	0	-1	0	0	0
Matt Cooke	1	0	0	0	-1	0	0	0
Pascal Dupuis	1	0	0	0	0	0	0	0
Dustin Jeffrey	1	0	0	0	0	0	0	0
Chris Kunitz	1	0	0	0	-1	0	0	0
Mark Letestu	1	0	0	0	-1	0	0	0
Ben Lovejoy	1	0	0	0	0	0	0	0
Paul Martin	1	0	0	0	-3	0	0	0
Matt Niskanen	1	0	0	0	-1	2	0	0
Brooks Orpik	1	0	0	0	1	2	0	0
Richard Park	1	0	0	0	0	0	0	0
Joe Vitale	1	0	0	0	-1	0	0	0

Power Play: 0-0 0.0% / Penalty Killing: 1-1 100.0%

SHARKS								
Player	GP	G	A	P	+/-	PIM	PP	SH
Dan Boyle	1	0	2	2	2	0	0	0
Martin Havlat	1	0	2	2	2	2	0	0
Ryane Clowe	1	1	0	1	0	5	0	0
Patrick Marleau	1	1	0	1	-1	0	0	0
Jamie McGinn	1	1	0	1	2	0	0	0
Michal Handzus	1	0	1	1	1	0	0	0
Jim Vandermeer	1	0	1	1	1	0	0	0
Justin Braun	1	0	0	0	2	0	0	0
Brent Burns	1	0	0	0	-3	0	0	0
Logan Couture	1	0	0	0	0	0	0	0
Andrew Desjardins	1	0	0	0	0	0	0	0
Torrey Mitchell	1	0	0	0	0	0	0	0
Andrew Murray	1	0	0	0	0	0	0	0
Douglas Murray	1	0	0	0	1	0	0	0
Joe Pavelski	1	0	0	0	-2	0	0	0
Joe Thornton	1	0	0	0	-2	0	0	0
Marc-Edouard Vlasic	1	0	0	0	-3	0	0	0
Brad Winchester	1	0	0	0	0	5	0	0

Power Play: 0-1 0.0% / Penalty Killing: 0-0 0.0%

Goaltending

PENGUINS								
Goalie	GP	Min	WLOT	GA	SA	SV	GAA	SV%
Marc-Andre Fleury	1	65	0-0-1	3	37	34	2.77	.919

SHARKS								
Goalie	GP	Min	WLOT	GA	SA	SV	GAA	SV%
Thomas Greiss	1	63	1-0-0	1	30	29	0.95	.967
Antti Niemi	1	2	0-0-0	2	6	4	58.06	.667

Goals by Period

PENGUINS					
	1st	2nd	3rd	OT	Total
Goals	2	1	0	0	3

SHARKS					
	1st	2nd	3rd	OT	Total
Goals	0	1	2	0	3

Shots by Period

PENGUINS					
	1st	2nd	3rd	OT	Total
Shots	15	6	11	4	36

SHARKS					
	1st	2nd	3rd	OT	Total
Shots	4	17	14	2	37

* - Overtime ** - Shootout



ST. LOUIS BLUES

WEBSITE: stlouisblues.com

BLUES VS. PENS

All-time scorer vs. Pittsburgh: Bernie Federko (41gp, 20-36-56)

All-time Pittsburgh scorer vs. St. Louis: Mario Lemieux (26gp, 25-33-58)

Longest St. Louis win streak vs. Pittsburgh:

5, Dec. 5, 1981-Oct. 4, 1983; Jan. 2, 1973-Dec. 28, 1973

Longest Pittsburgh win streak vs. St. Louis:

4, Jan. 26, 1998-Jan. 19, 2000; Feb. 3, 1972-Nov. 22, 1972

Longest St. Louis undefeated streak vs. Pittsburgh:

13, Oct. 28, 1982-Mar. 28, 1984 (12-0-1)

Longest Pittsburgh undefeated streak vs. St. Louis:

5, Nov. 1, 2008-Jan. 24, 2012 (3-0-2)

Last St. Louis win at home:

Oct. 23, 2010 (1-0 OT) (0-0-1 since last win)

Last Pittsburgh win at home:

Oct. 20, 2009 (5-1) (0-0-1 since last win)

Last St. Louis win at Pittsburgh:

Nov. 23, 2011 (3-2 OT) (0-0-0 since last win)

Last Pittsburgh win at St. Louis:

Jan. 24, 2012 (3-2 SO) (0-0-0 since last win)

Most goals by St. Louis vs. Pittsburgh:

9, Oct. 18, 1989 (S, 9-3); Jan. 31, 1968 (S, 9-4)

Most goals by Pittsburgh vs. St. Louis:

10, Nov. 22, 1972 (P, 10-4)

Most goals by both teams:

14, Nov. 22, 1972 (P, 10-4)

Last St. Louis shutout vs. Pittsburgh:

Oct. 23, 2010 (1-0) – Jaroslav Halak

Last Pittsburgh shutout vs. St. Louis:

Dec. 19, 1996 (4-0) – Ken Wregget

Last St. Louis hat trick vs. Pittsburgh:

Oct. 18, 1989 – Brett Hull

Last Pittsburgh hat trick vs. St. Louis:

Dec. 19, 1996 – Mario Lemieux

Last Pittsburgh trade with St. Louis:

Feb. 11, 2010 – Steve Wagner to Pittsburgh in exchange for Nate Guenin

Pittsburgh's Overtime/Shootout Record vs. St. Louis: 2-4-6

YEAR BY YEAR

YEAR	PIT	ROAD	TOTAL	GF/GA
1967-68	2-3-0	2-3-0	4-6-0	25-33
1968-69	2-2-0	1-2-1	3-4-1	15-16
1969-70	1-1-2	0-4-0	1-5-2	11-28
1970-71	0-1-2	0-2-1	0-3-3	13-16
1971-72	1-2-0	2-1-0	3-3-0	17-13
1972-73	2-0-0	1-2-0	3-2-0	25-20
1973-74	1-1-1	1-2-0	2-3-1	19-19
1974-75	1-0-1	0-1-1	1-1-2	11-13
1975-76	1-1-0	1-1-0	2-2-0	17-14
1976-77	2-0-0	1-1-0	3-1-0	17-13
1977-78	1-0-1	1-1-0	2-1-1	13-11
1978-79	1-0-1	1-1-0	2-1-1	16-16
1979-80	1-1-0	0-1-1	1-2-1	12-14
1980-81	2-0-0	0-2-0	2-2-0	19-19
1981-82	1-0-0	0-2-0	1-2-0	9-10
1982-83	0-2-0	0-1-0	0-3-0	11-16
1983-84	0-0-1	0-2-0	0-2-1	7-11
1984-85	1-1-0	0-1-0	1-2-0	10-15
1985-86	0-1-0	2-0-0	2-1-0	16-11
1986-87	1-0-1	0-0-1	1-0-2	13-12
1987-88	0-1-0	0-2-0	0-3-0	10-22
1988-89	1-0-1	0-1-0	1-1-1	15-9
1989-90	0-1-0	0-2-0	0-3-0	10-16
1990-91	1-1-0	0-1-0	1-2-0	9-10
1991-92	1-0-0	0-1-0	1-1-0	5-7
1992-93	1-0-0	0-1-0	1-1-0	12-10
1993-94	0-0-1	0-0-1	0-0-2	6-6
1994-95	Did Not Play			
1995-96	1-0-0	0-1-0	1-1-0	10-7
1996-97	1-0-0	1-0-0	2-0-0	8-2
1997-98	1-0-0	0-1-0	1-1-0	5-6
1998-99	1-0-0	1-0-0	2-0-0	6-4
1999-00	1-0-0	0-0-0	1-0-0	3-1
2000-01	1-0-0	0-1-0	1-1-0	8-7
2001-02	0-1-0	0-1-0	0-2-0	2-6
2002-03	1-0-0	0-0-0	1-0-0	2-1
2003-04	0-0-0	0-1-0	0-1-0	2-3
2004-05	No Season			
2005-06	0-0-0	0-1-0	0-1-0	0-3
2006-07	0-1-0	0-0-0	0-1-0	1-4
2007-08	Did Not Play			
2008-09	0-0-0	1-0-0	1-0-0	6-3
2009-10	1-0-0	0-0-0	1-0-0	5-1
2010-11	0-0-0	0-0-1	0-0-1	0-1
2011-12	0-0-1	1-0-0	1-0-1	5-5
2012-13	Did Not Play			
TOTALS	33-21-13	17-44-7	50-65-20	426-454

PITTSBURGH PENGUINS vs. ST LOUIS BLUES 2011-2012 REGULAR SEASON

at PITTSBURGH PENGUINS

at ST LOUIS BLUES

Date	Score	W Goal
23 Nov '11 *	STL 3 @ PIT 2	Alex Pietrangelo

Date	Score	W Goal
24 Jan '12 **	PIT 3 @ STL 2	Chris Kunitz

Individual Scoring

Player	PENGUINS							
	GP	G	A	P	+/-	PIM	PP	SH
James Neal	2	2	0	2	0	2	1	0
Steve Sullivan	2	2	0	2	-1	0	1	0
Evgeni Malkin	2	0	2	2	0	2	0	0
Matt Cooke	2	0	1	1	-1	4	0	0
Deryk Engelland	2	0	1	1	1	5	0	0
Tyler Kennedy	2	0	1	1	-1	2	0	0
Chris Kunitz	2	0	1	1	0	0	0	0
Paul Martin	2	0	1	1	-1	0	0	0
Craig Adams	2	0	0	0	0	0	0	0
Pascal Dupuis	2	0	0	0	-1	0	0	0
Kris Letang	2	0	0	0	-1	0	0	0
Zbynek Michalek	2	0	0	0	-2	0	0	0
Matt Niskanen	2	0	0	0	1	2	0	0
Brooks Orpik	2	0	0	0	-2	0	0	0
Richard Park	2	0	0	0	1	0	0	0
Arron Asham	1	0	0	0	0	0	0	0
Sidney Crosby	1	0	0	0	1	6	0	0
Dustin Jeffrey	1	0	0	0	-1	0	0	0
Steve MacIntyre	1	0	0	0	0	2	0	0
Jordan Staal	1	0	0	0	-2	0	0	0
Joe Vitale	1	0	0	0	0	0	0	0

Player	BLUES							
	GP	G	A	P	+/-	PIM	PP	SH
Patrik Berglund	2	2	0	2	2	0	0	1
Jamie Langenbrunner	2	1	1	2	2	0	0	0
Chris Stewart	2	0	2	2	2	2	0	0
Scott Nichol	2	1	0	1	1	0	0	0
Alex Pietrangelo	2	1	0	1	0	0	0	0
Matt D'Agostini	2	0	1	1	1	2	0	0
Vladimir Sobotka	2	0	1	1	1	4	0	0
Ian Cole	1	0	1	1	1	0	0	0
Jason Arnott	2	0	0	0	0	0	0	0
David Backes	2	0	0	0	-1	4	0	0
Barret Jackman	2	0	0	0	0	2	0	0
T.J. Oshie	2	0	0	0	0	2	0	0
Roman Polak	2	0	0	0	1	0	0	0
Ryan Reaves	2	0	0	0	0	5	0	0
Kris Russell	2	0	0	0	2	0	0	0
Kevin Shattenkirk	2	0	0	0	1	0	0	0
Carlo Colaiacovo	1	0	0	0	-1	0	0	0
B.J. Crombeen	1	0	0	0	-1	0	0	0
David Perron	1	0	0	0	-1	2	0	0
Alexander Steen	1	0	0	0	0	0	0	0
Brett Sterling	1	0	0	0	0	0	0	0

Power Play: 2-7 28.6% / Penalty Killing: 9-9 100.0%

Power Play: 0-9 0.0% / Penalty Killing: 5-7 71.4%

Goaltending

Goalie	PENGUINS								
	GP	Min	WLOT	GA	SA	SV	GAA	SV%	
Marc-Andre Fleury	2	129	1-0-1	5	77	72	2.32	.935	

Goalie	BLUES								
	GP	Min	WLOT	GA	SA	SV	GAA	SV%	
Brian Elliott	2	129	1-0-1	4	72	68	1.86	.944	

Goals by Period

	PENGUINS				
	1st	2nd	3rd	OT	Total
Goals	0	2	2	0	4

	BLUES				
	1st	2nd	3rd	OT	Total
Goals	1	1	2	1	5

Shots by Period

	PENGUINS				
	1st	2nd	3rd	OT	Total
Shots	16	21	31	4	72

	BLUES				
	1st	2nd	3rd	OT	Total
Shots	25	20	25	7	77

* - Overtime ** - Shootout



TAMPA BAY LIGHTNING

WEBSITE: tampabaylightning.com

LIGHTNING VS. PENS

All-time scorer vs. Pittsburgh: Vincent Lecavalier (52gp, 27-18-45)

All-time Pittsburgh scorer vs. Tampa Bay: Jaromir Jagr (33gp, 20-19-39); Mario Lemieux (18gp, 11-28-39)

Longest Tampa Bay win streak vs. Pittsburgh:
12, Nov. 8, 2003-Feb. 27, 2007

Longest Pittsburgh win streak vs. Tampa Bay:
6, Jan. 15, 2012-Present

Longest Tampa Bay undefeated streak vs. Pittsburgh:
12, Nov. 8, 2003-Feb. 27, 2007 (12-0-0)

Longest Pittsburgh undefeated streak vs. Tampa Bay:
6, Jan. 15, 2012-Present (6-0-0)

Last Tampa Bay win at home:
Nov. 17, 2011 (4-1) (0-2-0 since last win)

Last Pittsburgh win at home:
Mar. 4, 2013 (4-3) (0-0-0 since last win)

Last Tampa Bay win at Pittsburgh:
Mar. 31, 2010 (2-0) (0-6-0 since last win)

Last Pittsburgh win at Tampa Bay:
Apr. 11, 2013 (6-3) (0-0-0 since last win)

Most goals by Tampa Bay vs. Pittsburgh:
9, Nov. 8, 2003 (T, 9-0)

Most goals by Pittsburgh vs. Tampa Bay:
10, Nov. 1, 1995 (P, 10-0)

Most goals by both teams:
11, Nov. 6, 1999 (T, 7-4); Dec. 21, 1993 (P, 8-3)

Last Tampa Bay shutout vs. Pittsburgh:
Mar. 31, 2010 (2-0) – Mike Smith

Last Pittsburgh shutout vs. Tampa Bay:
Mar. 4, 2008 (2-0) – Marc-Andre Fleury

Last Tampa Bay hat trick vs. Pittsburgh:
Nov. 8, 2003 – Vincent Lecavalier

Last Pittsburgh hat trick vs. Tampa Bay:
Feb. 25, 2012 – Evgeni Malkin

Last Pittsburgh trade with Tampa Bay:
June 28, 2008 – 2009 third-round draft pick to Pittsburgh in exchange for the rights to Ryan Malone and Gary Roberts

Pittsburgh's Overtime/Shootout Record vs. Tampa Bay: 3-3-7

YEAR BY YEAR

YEAR	PIT	ROAD	TOTAL	GF/GA
1992-93	0-0-1	1-0-0	1-0-1	8-7
1993-94	2-0-0	1-1-0	3-1-0	18-10
1994-95	1-1-0	1-0-0	2-1-0	13-10
1995-96	2-0-0	1-1-0	3-1-0	18-9
1996-97	1-1-0	0-1-1	1-2-1	18-16
1997-98	1-0-1	2-0-0	3-0-1	14-4
1998-99	2-0-0	2-1-0	4-1-0	15-10
1999-00	1-1-0	0-2-0	1-3-0	10-14
2000-01	2-0-0	0-1-1	2-1-1	9-10
2001-02	2-0-0	0-2-0	2-2-0	11-9
2002-03	1-0-1	1-1-0	2-1-1	12-12
2003-04	0-2-0	0-2-0	0-4-0	4-23
2004-05	No Season			
2005-06	0-1-1	0-2-0	0-3-1	6-12
2006-07	0-0-2	0-2-0	0-2-2	8-14
2007-08	1-1-0	2-0-0	3-1-0	10-6
2008-09	1-1-0	2-0-0	3-1-0	13-10
2009-10	1-1-0	1-1-0	2-2-0	7-7
2010-11	2-0-0	0-2-0	2-2-0	17-9
2011-12	2-0-0	1-1-0	3-1-0	19-10
2012-13	2-0-0	1-0-0	3-0-0	15-9
TOTALS	24-9-6	16-20-2	40-29-8	245-211

PITTSBURGH PENGUINS vs. TAMPA BAY LIGHTNING 2012-2013 REGULAR SEASON

at PITTSBURGH PENGUINS

Date	Score	W Goal
04 Mar '13	TBL 3 @ PIT 4	James Neal
24 Feb '13	TBL 3 @ PIT 5	Beau Bennett

at TAMPA BAY LIGHTNING

Date	Score	W Goal
11 Apr '13	PIT 6 @ TBL 3	Evgeni Malkin

Individual Scoring

PENGUINS										LIGHTNING									
Player	GP	G	A	P	+/-	PIM	PP	SH		Player	GP	G	A	P	+/-	PIM	PP	SH	
Sidney Crosby	2	3	2	5	3	0	0	0		Steven Stamkos	3	3	3	6	-1	2	1	0	
Kris Letang	3	0	5	5	4	0	0	0		Martin St Louis	3	0	4	4	-2	4	0	0	
Chris Kunitz	3	2	1	3	4	0	1	0		Teddy Purcell	3	2	1	3	-3	0	2	0	
Evgeni Malkin	2	2	1	3	2	4	0	0		Alex Killorn	3	0	2	2	-1	0	0	0	
Jussi Jokinen	1	2	1	3	2	0	0	0		Victor Hedman	2	0	2	2	-2	2	0	0	
Pascal Dupuis	3	1	2	3	6	0	1	0		Eric Brewer	3	1	0	1	-4	4	0	0	
Matt Cooke	3	1	1	2	2	0	0	0		Cory Conacher	2	1	0	1	-4	0	0	0	
James Neal	2	1	1	2	2	0	0	0		Tom Pyatt	2	1	0	1	1	0	0	0	
Paul Martin	1	1	1	2	1	0	0	0		Brett Connolly	1	1	0	1	-1	0	1	0	
Jarome Iginla	1	0	2	2	0	0	0	0		Matthew Carle	3	0	1	1	-2	0	0	0	
Tanner Glass	3	1	0	1	-2	0	1	0		Vincent Lecavalier	3	0	1	1	-4	0	0	0	
Beau Bennett	2	1	0	1	0	2	1	0		Sami Salo	3	0	1	1	-2	2	0	0	
Tyler Kennedy	3	0	1	1	-1	0	0	0		Nate Thompson	3	0	1	1	0	2	0	0	
Matt Niskanen	3	0	1	1	2	4	0	0		Richard Panik	2	0	1	1	0	0	0	0	
Brandon Sutter	3	0	1	1	1	0	0	0		Ondrej Palat	1	0	1	1	1	0	0	0	
Brenden Morrow	1	0	1	1	2	0	0	0		Keith Aulie	3	0	0	0	-1	4	0	0	
Douglas Murray	1	0	1	1	2	7	0	0		B.J. Crombeen	3	0	0	0	-1	7	0	0	
Craig Adams	3	0	0	0	-1	2	0	0		Adam Hall	2	0	0	0	0	5	0	0	
Deryk Engelland	3	0	0	0	-1	13	0	0		Pierre-Cedric Labrie	2	0	0	0	-1	7	0	0	
Brooks Orpik	3	0	0	0	3	2	0	0		Mark Barberio	1	0	0	0	-1	0	0	0	
Simon Despres	2	0	0	0	0	2	0	0		Marc-Andre Bergeron	1	0	0	0	0	0	0	0	
Mark Eaton	2	0	0	0	1	0	0	0		Radko Gudas	1	0	0	0	-1	16	0	0	
Dustin Jeffrey	2	0	0	0	-1	0	0	0		Tyler Johnson	1	0	0	0	-1	0	0	0	
Joe Vitale	2	0	0	0	-2	5	0	0		Brian Lee	1	0	0	0	1	0	0	0	

Power Play: 4-11 36.4% / Penalty Killing: 3-7 42.9%

Power Play: 4-7 57.1% / Penalty Killing: 7-11 63.6%

Goaltending

PENGUINS									LIGHTNING									
Goalie	GP	Min	WLOT	GA	SA	SV	GAA	SV%		Goalie	GP	Min	WLOT	GA	SA	SV	GAA	SV%
Marc-Andre Fleury	2	120	2-0-0	6	58	52	3.01	.897		Mathieu Garon	2	61	0-1-0	2	24	22	1.96	.917
Tomas Vokoun	1	60	1-0-0	3	19	16	3.01	.842		Ben Bishop	1	60	0-1-0	6	41	35	6.00	.854
										Anders Lindback	2	57	0-1-0	5	28	23	5.27	.821

Goals by Period

PENGUINS						LIGHTNING					
	1st	2nd	3rd	OT	Total		1st	2nd	3rd	OT	Total
Goals	6	2	7	0	15	Goals	1	5	3	0	9

Shots by Period

PENGUINS						LIGHTNING					
	1st	2nd	3rd	OT	Total		1st	2nd	3rd	OT	Total
Shots	34	30	31	0	95	Shots	25	29	23	0	77

* - Overtime ** - Shootout



TORONTO MAPLE LEAFS

WEBSITE: torontomapleleafs.com

MAPLE LEAFS VS. PENS

All-time scorer vs. Pittsburgh: Darryl Sittler (53gp, 29-37-66)

All-time Pittsburgh scorer vs. Toronto: Mario Lemieux (33gp, 31-40-71)

Longest Toronto win streak vs. Pittsburgh:

5, Dec. 10, 2002-Feb. 16, 2004

Longest Pittsburgh win streak vs. Toronto:

6, Dec. 30, 1974-Feb. 19, 1976

Longest Toronto undefeated streak vs. Pittsburgh:

8, Jan. 13, 1968-Mar. 1, 1969 (4-0-4)

Longest Pittsburgh undefeated streak vs. Toronto:

6, Dec. 30, 1974-Feb. 19, 1976 (6-0-0)

Last Toronto win at home:

Feb. 1, 2012 (1-0) (0-1-1 since last win)

Last Pittsburgh win at home:

Mar. 7, 2012 (3-2) (0-1-0 since last win)

Last Toronto win at Pittsburgh:

Jan. 23, 2013 (5-2) (0-0-0 since last win)

Last Pittsburgh win at Toronto:

Mar. 14, 2013 (3-1) (0-0-0 since last win)

Most goals by Toronto vs. Pittsburgh:

9, Jan. 7, 1980 (T, 9-5)

Most goals by Pittsburgh vs. Toronto:

12, Dec. 26, 1991 (P, 12-1)

Most goals by both teams:

15, Feb. 21, 1991 (P, 11-4)

Last Toronto shutout vs. Pittsburgh:

Feb. 1, 2012 (1-0) – James Reimer

Last Pittsburgh shutout vs. Toronto:

Dec. 4, 2001 (1-0) – Johan Hedberg

Last Toronto hat trick vs. Pittsburgh:

Mar. 5, 1980 – Darryl Sittler

Last Pittsburgh hat trick vs. Toronto:

Jan. 3, 2008 – Evgeni Malkin

Last Pittsburgh trade with Toronto:

Mar. 3, 2010 – 2010 sixth-round pick to Pittsburgh in exchange for Chris Peluso

Pittsburgh's Overtime/Shootout Record vs. Toronto: 6-6-3

YEAR BY YEAR

YEAR	PIT	ROAD	TOTAL	GF/GA
1967-68	1-0-1	1-1-0	2-1-1	9-14
1968-69	0-2-1	0-1-2	0-3-3	11-19
1969-70	1-0-2	1-2-0	2-2-2	14-19
1970-71	2-1-0	0-2-1	2-3-1	18-18
1971-72	1-2-0	1-2-0	2-4-0	13-14
1972-73	2-1-0	0-1-1	2-2-1	18-17
1973-74	0-2-0	1-1-1	1-3-1	13-20
1974-75	2-0-0	2-1-0	4-1-0	31-21
1975-76	3-0-0	1-1-0	4-1-0	32-18
1976-77	1-1-0	1-0-2	2-1-2	19-16
1977-78	1-2-0	2-0-0	3-2-0	17-22
1978-79	1-1-0	0-2-0	1-3-0	10-19
1979-80	1-1-0	1-1-0	2-2-0	18-20
1980-81	1-1-0	0-1-1	1-2-1	15-16
1981-82	0-1-1	0-0-1	0-1-2	10-12
1982-83	1-0-0	0-2-0	1-2-0	8-15
1983-84	1-1-0	0-0-1	1-1-1	8-7
1984-85	0-1-0	2-0-0	2-1-0	12-9
1985-86	2-0-0	1-0-0	3-0-0	18-9
1986-87	1-0-0	0-2-0	1-2-0	12-13
1987-88	1-1-0	1-0-0	2-1-0	9-9
1988-89	1-0-0	1-1-0	2-1-0	16-10
1989-90	1-1-0	0-1-0	1-2-0	17-21
1990-91	1-0-0	1-1-0	2-1-0	20-15
1991-92	2-0-0	0-1-0	2-1-0	22-8
1992-93	0-0-1	0-1-0	0-1-1	5-7
1993-94	0-1-0	0-0-1	0-1-1	6-8
1994-95	Did Not Play			
1995-96	1-0-0	0-1-0	1-1-0	9-7
1996-97	1-0-0	1-0-0	2-0-0	12-8
1997-98	1-0-0	1-0-0	2-0-0	8-1
1998-99	1-1-0	1-1-0	2-2-0	13-13
1999-00	2-0-0	1-1-0	3-1-0	14-8
2000-01	1-1-0	0-1-0	1-2-0	10-12
2001-02	1-1-0	1-1-0	2-2-0	6-10
2002-03	0-2-0	1-1-0	1-3-0	9-18
2003-04	0-2-0	1-1-0	1-3-0	9-19
2004-05	No Season			
2005-06	0-1-1	0-1-1	0-2-2	7-12
2006-07	2-0-0	1-0-1	3-0-1	22-13
2007-08	1-1-0	1-1-0	2-2-0	16-15
2008-09	1-1-0	0-2-0	1-3-0	13-19
2009-10	1-1-0	2-0-0	3-1-0	17-11
2010-11	1-1-0	1-0-1	2-1-1	16-14
2011-12	2-0-0	0-2-0	2-2-0	11-11
2012-13	0-1-0	2-0-0	2-1-0	9-10
TOTALS	44-33-7	31-38-14	75-71-21	602-597

PITTSBURGH PENGUINS vs. TORONTO MAPLE LEAFS 2012-2013 REGULAR SEASON

at PITTSBURGH PENGUINS

Date	Score	W Goal
23 Jan '13	TOR 5 @ PIT 2	James van Riemsdyk

at TORONTO MAPLE LEAFS

Date	Score	W Goal
14 Mar '13	PIT 3 @ TOR 1	Pascal Dupuis
09 Mar '13 **	PIT 5 @ TOR 4	James Neal

Individual Scoring

Player	PENGUINS								
	GP	G	A	P	+/-	PIM	PP	SH	
Sidney Crosby	3	2	3	5	5	4	0	0	
Pascal Dupuis	3	3	1	4	4	2	0	0	
Kris Letang	3	0	3	3	0	2	0	0	
Paul Martin	3	1	1	2	4	0	0	0	
James Neal	3	1	1	2	-1	0	0	0	
Evgeni Malkin	2	1	1	2	-2	10	1	0	
Chris Kunitz	3	0	2	2	2	4	0	0	
Craig Adams	3	1	0	1	0	0	0	1	
Matt Niskanen	3	0	1	1	-2	0	0	0	
Brooks Orpik	3	0	1	1	2	8	0	0	
Beau Bennett	2	0	1	1	3	2	0	0	
Matt Cooke	3	0	0	0	-1	2	0	0	
Simon Despres	3	0	0	0	-1	0	0	0	
Deryk Engelland	3	0	0	0	-1	7	0	0	
Tanner Glass	3	0	0	0	-2	0	0	0	
Tyler Kennedy	3	0	0	0	-2	0	0	0	
Brandon Sutter	3	0	0	0	-1	0	0	0	
Dustin Jeffrey	2	0	0	0	-1	0	0	0	
Joe Vitale	2	0	0	0	-1	0	0	0	
Eric Tangradi	1	0	0	0	-1	0	0	0	

Power Play: 1-12 8.3% / Penalty Killing: 11-14 78.6%

Player	MAPLE LEAFS								
	GP	G	A	P	+/-	PIM	PP	SH	
James van Riemsdyk	3	3	1	4	-2	2	1	0	
Clarke MacArthur	3	2	2	4	3	0	0	0	
Phil Kessel	3	1	3	4	-3	0	0	0	
Nikolai Kulemin	3	0	3	3	1	0	0	0	
Dion Phaneuf	3	0	3	3	-3	0	0	0	
Tyler Bozak	3	2	0	2	-4	0	1	0	
Mikhail Grabovski	3	1	1	2	0	0	0	0	
Cody Franson	2	1	1	2	0	0	1	0	
Nazem Kadri	3	0	1	1	2	2	0	0	
Mark Fraser	2	0	1	1	1	0	0	0	
Matt Frattin	2	0	1	1	1	2	0	0	
Michael Kostka	2	0	1	1	0	6	0	0	
Carl Gunnarsson	3	0	0	0	2	4	0	0	
Leo Komarov	3	0	0	0	-1	2	0	0	
Jay McClement	3	0	0	0	-1	0	0	0	
Colton Orr	3	0	0	0	0	5	0	0	
Korbinian Holzer	2	0	0	0	-5	2	0	0	
John-Michael Liles	2	0	0	0	0	2	0	0	
Frazer McLaren	2	0	0	0	0	0	0	0	
Mike Brown	1	0	0	0	0	0	0	0	
Jake Gardiner	1	0	0	0	0	0	0	0	
Mike Komisarek	1	0	0	0	3	2	0	0	
Joffrey Lupul	1	0	0	0	0	0	0	0	

Power Play: 3-14 21.4% / Penalty Killing: 11-12 91.7%

Goaltending

Goalie	PENGUINS							
	GP	Min	WLOT	GA	SA	SV	GAA	SV%
Marc-Andre Fleury	3	185	2-1-0	10	79	69	3.25	.873

Goalie	MAPLE LEAFS							
	GP	Min	WLOT	GA	SA	SV	GAA	SV%
James Reimer	2	125	1-0-1	6	71	65	2.88	.915
Ben Scrivens	1	59	0-1-0	2	27	25	2.03	.926

Goals by Period

	PENGUINS				
	1st	2nd	3rd	OT	Total
Goals	4	2	3	0	9

	MAPLE LEAFS				
	1st	2nd	3rd	OT	Total
Goals	1	6	3	0	10

Shots by Period

	PENGUINS				
	1st	2nd	3rd	OT	Total
Shots	31	33	32	3	99

	MAPLE LEAFS				
	1st	2nd	3rd	OT	Total
Shots	21	29	24	5	79

* - Overtime ** - Shootout



VANCOUVER CANUCKS

WEBSITE: vancouvercanucks.com

CANUCKS VS. PENS

All-time scorer vs. Pittsburgh: Don Lever (33gp, 17-17-34)

All-time Pittsburgh scorer vs. Vancouver: Mario Lemieux (28gp, 26-35-61)

Longest Vancouver win streak vs. Pittsburgh:

5, Nov. 21, 2001-Jan. 16, 2006

Longest Pittsburgh win streak vs. Vancouver:

9, Mar. 5, 1991-Feb. 27, 1996

Longest Vancouver undefeated streak vs. Pittsburgh:

8, Nov. 21, 2001-Jan. 16, 2010 (7-0-1)

Longest Pittsburgh undefeated streak vs. Vancouver:

9, Mar. 5, 1991-Feb. 27, 1996 (9-0-0)

Last Vancouver win at home:

Jan. 16, 2010 (6-2) (0-0-1 since last win)

Last Pittsburgh win at home:

Nov. 17, 2010 (3-1) (0-0-0 since last win)

Last Vancouver win at Pittsburgh:

Nov. 22, 2008 (3-1) (0-1-0 since last win)

Last Pittsburgh win at Vancouver:

Oct. 6, 2011 (4-3 SO) (0-0-0 since last win)

Most goals by Vancouver vs. Pittsburgh:

10, Dec. 19, 1980 (V, 10-4)

Most goals by Pittsburgh vs. Vancouver:

9, Feb. 15, 1986 (P, 9-4); Mar. 13, 1979 (P, 9-3); Oct. 6, 1976 (P, 9-5)

Most goals by both teams:

14, Feb. 29, 1985 (V, 9-5); Dec. 19, 1980 (V, 10-4); Oct. 6, 1976 (P, 9-5); Mar. 16, 1974 (P, 8-6)

Last Vancouver shutout vs. Pittsburgh:

Feb. 17, 1988 (5-0) – Kirk McLean

Last Pittsburgh shutout vs. Vancouver:

Feb. 14, 2000 (3-0) – Jean-Sebastien Aubin

Last Vancouver hat trick vs. Pittsburgh:

Dec. 9, 2003 – Markus Naslund (4)

Last Pittsburgh hat trick vs. Vancouver:

Jan. 23, 1987 – Mario Lemieux

Last Pittsburgh trade with Vancouver:

Mar. 9, 2004 – 2004 seventh-round draft pick to Pittsburgh in exchange for Marc Bergevin

Pittsburgh's Overtime/Shootout Record vs. Vancouver: 5-1-4

YEAR BY YEAR

YEAR	PIT	ROAD	TOTAL	GF/GA
1970-71	3-0-0	1-1-1	4-1-1	24-15
1971-72	2-1-0	2-1-0	4-2-0	21-20
1972-73	2-1-0	1-1-0	3-2-0	18-14
1973-74	2-0-0	2-1-0	4-1-0	27-16
1974-75	2-0-0	1-1-0	3-1-0	18-15
1975-76	1-0-1	1-1-0	2-1-1	16-15
1976-77	1-0-1	1-1-0	2-1-1	16-10
1977-78	1-1-0	0-1-1	1-2-1	16-16
1978-79	1-1-0	2-0-0	3-1-0	24-16
1979-80	1-0-1	1-1-0	2-1-1	13-12
1980-81	0-1-1	0-2-0	0-3-1	13-23
1981-82	1-0-0	1-0-1	2-0-1	13-10
1982-83	1-1-0	0-1-0	1-2-0	10-17
1983-84	0-1-0	1-1-0	1-2-0	12-14
1984-85	2-0-0	0-1-0	2-1-0	17-14
1985-86	1-0-0	1-1-0	2-1-0	18-11
1986-87	0-0-2	1-0-0	1-0-2	11-5
1987-88	1-0-0	0-2-0	1-2-0	10-14
1988-89	1-1-0	1-0-0	2-1-0	14-12
1989-90	1-0-0	0-2-0	1-2-0	10-13
1990-91	1-0-1	0-1-0	1-1-1	9-7
1991-92	1-0-0	1-0-0	2-0-0	11-6
1992-93	1-0-0	1-0-0	2-0-0	10-3
1993-94	1-0-0	1-0-0	2-0-0	8-5
1994-95	Did Not Play			
1995-96	1-0-0	1-0-0	2-0-0	15-9
1996-97	1-0-0	0-1-0	1-1-0	7-6
1997-98	1-0-0	1-0-0	2-0-0	10-8
1998-99	1-0-0	0-0-1	1-0-1	8-7
1999-00	1-0-0	0-0-0	1-0-0	3-0
2000-01	0-0-0	1-0-0	1-0-0	4-2
2001-02	0-1-0	0-1-0	0-2-0	3-9
2002-03	0-1-0	0-0-0	0-1-0	2-3
2003-04	0-0-0	0-1-0	0-1-0	3-4
2004-05	No Season			
2005-06	0-1-0	0-0-0	0-1-0	2-4
2006-07	Did Not Play			
2007-08	0-0-0	1-0-0	1-0-0	1-1
2008-09	0-1-0	0-0-0	0-1-0	1-3
2009-10	0-0-0	0-1-0	0-1-0	2-5
2010-11	1-0-0	0-0-0	1-0-0	3-1
2011-12	0-0-0	1-0-0	1-0-0	4-3
2012-13	Did Not Play			
TOTALS	34-12-7	25-24-4	59-36-11	427-368

PITTSBURGH PENGUINS vs. VANCOUVER CANUCKS 2011-2012 REGULAR SEASON

at PITTSBURGH PENGUINS

at VANCOUVER CANUCKS

Date	Score	W Goal
no games		

Date	Score	W Goal
06 Oct '11 **	PIT 4 @ VAN 3	Kris Letang

Individual Scoring

Player	PENGUINS							
	GP	G	A	P	+/-	PIM	PP	SH
Matt Cooke	1	2	0	2	1	0	1	1
Kris Letang	1	0	2	2	1	2	0	0
James Neal	1	1	0	1	-1	0	1	0
Pascal Dupuis	1	0	1	1	0	0	0	0
Evgeni Malkin	1	0	1	1	-1	2	0	0
Jordan Staal	1	0	1	1	0	0	0	0
Craig Adams	1	0	0	0	-2	0	0	0
Arron Asham	1	0	0	0	-2	0	0	0
Deryk Engelland	1	0	0	0	0	0	0	0
Tyler Kennedy	1	0	0	0	0	0	0	0
Chris Kunitz	1	0	0	0	0	0	0	0
Mark Letestu	1	0	0	0	-1	0	0	0
Ben Lovejoy	1	0	0	0	0	0	0	0
Paul Martin	1	0	0	0	-2	0	0	0
Zbynek Michalek	1	0	0	0	-3	2	0	0
Matt Niskanen	1	0	0	0	0	0	0	0
Steve Sullivan	1	0	0	0	-1	0	0	0
Joe Vitale	1	0	0	0	0	0	0	0

Power Play: 2-3 66.7% / Penalty Killing: 3-3 100.0%

Player	CANUCKS							
	GP	G	A	P	+/-	PIM	PP	SH
Daniel Sedin	1	1	1	2	1	0	0	0
Henrik Sedin	1	0	2	2	2	0	0	0
Keith Ballard	1	1	0	1	1	0	0	0
Maxim Lapierre	1	1	0	1	2	0	0	0
Sami Salo	1	0	1	1	1	0	0	0
Kevin Bieksa	1	0	0	0	-1	2	0	0
Alexandre Burrows	1	0	0	0	2	2	0	0
Alexander Edler	1	0	0	0	2	0	0	0
Dan Hamhuis	1	0	0	0	0	0	0	0
Jannik Hansen	1	0	0	0	0	2	0	0
Chris Higgins	1	0	0	0	0	0	0	0
Cody Hodgson	1	0	0	0	-1	0	0	0
Manny Malhotra	1	0	0	0	0	0	0	0
Mikael Samuelsson	1	0	0	0	0	0	0	0
Marco Sturm	1	0	0	0	-1	0	0	0
Christopher Tanev	1	0	0	0	1	0	0	0
Aaron Volpatti	1	0	0	0	1	0	0	0
Dale Weise	1	0	0	0	1	0	0	0

Power Play: 0-3 0.0% / Penalty Killing: 1-3 33.3%

Goaltending

Goalie	PENGUINS								
	GP	Min	WLOT	GA	SA	SV	GAA	SV%	
Marc-Andre Fleury	1	65	1-0-0	3	36	33	2.77	.917	

Goalie	CANUCKS								
	GP	Min	WLOT	GA	SA	SV	GAA	SV%	
Roberto Luongo	1	65	0-0-1	3	28	25	2.77	.893	

Goals by Period

	PENGUINS				
	1st	2nd	3rd	OT	Total
Goals	2	1	0	0	3

	CANUCKS				
	1st	2nd	3rd	OT	Total
Goals	1	1	1	0	3

Shots by Period

	PENGUINS				
	1st	2nd	3rd	OT	Total
Shots	10	11	6	1	28

	CANUCKS				
	1st	2nd	3rd	OT	Total
Shots	9	10	15	2	36

* - Overtime ** - Shootout



WASHINGTON CAPITALS

WEBSITE: washingtoncapitals.com

CAPITALS VS. PENS

All-time scorer vs. Pittsburgh: Mike Gartner (60gp, 39-36-75)

All-time Pittsburgh scorer vs. Washington: Mario Lemieux (61gp, 51-50-101)

Longest Washington win streak vs. Pittsburgh:

9, Dec. 2, 1984-Nov. 20, 1985

Longest Pittsburgh win streak vs. Washington:

7, Feb. 2, 1988-Nov. 30, 1988

Longest Washington undefeated streak vs. Pittsburgh:

16, Oct. 25, 1983-Nov. 20, 1985 (15-0-1)

Longest Pittsburgh undefeated streak vs. Washington:

8; Dec. 11, 2006-Mar. 9, 2008 (7-0-1); Nov. 28, 1992-Nov. 26, 1993 (6-0-2)

Last Washington win at home:

Jan. 11, 2012 (1-0) (0-1-0 since last win)

Last Pittsburgh win at home:

Mar. 19, 2013 (2-1) (0-0-0 since last win)

Last Washington win at Pittsburgh:

Oct. 13, 2011 (3-2 OT) (0-2-1 since last win)

Last Pittsburgh win at Washington:

Feb. 3, 2013 (6-3) (0-0-0 since last win)

Most goals by Washington vs. Pittsburgh:

9, Dec. 2, 1984 (W, 9-1); Mar. 1, 1984 (W, 9-1)

Most goals by Pittsburgh vs. Washington:

12, Mar. 15, 1975 (P, 12-1)

Most goals by both teams:

15, Oct. 11, 1988 (P, 8-7)

Last Washington shutout vs. Pittsburgh:

Jan. 11, 2012 (1-0) – Tomas Vokoun

Last Pittsburgh shutout vs. Washington:

Feb. 3, 2007 (2-0) – Marc-Andre Fleury

Last Washington hat trick vs. Pittsburgh:

Feb. 7, 2010 – Alex Ovechkin

Last Pittsburgh hat trick vs. Washington:

Feb. 3, 2013 – Chris Kunitz (4)

Last Pittsburgh trade with Washington:

June 4, 2012 – Tomas Vokoun to Pittsburgh in exchange for a 2012 seventh-round draft pick

Pittsburgh's Overtime/Shootout Record vs. Washington: 11-5-11

YEAR BY YEAR

YEAR	PIT	ROAD	TOTAL	GF/GA
1974-75	3-0-0	2-1-0	5-1-0	36-13
1975-76	2-1-0	2-0-1	4-1-1	36-23
1976-77	1-2-0	0-2-1	1-4-1	16-22
1977-78	0-2-1	1-2-0	1-4-1	15-20
1978-79	2-1-1	2-2-0	4-3-1	32-28
1979-80	2-0-0	1-1-0	3-1-0	16-10
1980-81	0-1-1	2-0-0	2-1-1	18-14
1981-82	2-1-1	3-1-0	5-2-1	40-33
1982-83	1-2-0	0-3-1	1-5-1	23-36
1983-84	0-4-0	1-2-0	1-6-0	12-28
1984-85	0-2-1	0-4-0	0-6-1	20-44
1985-86	1-3-0	0-3-0	1-6-0	22-27
1986-87	3-0-0	1-3-0	4-3-0	30-26
1987-88	3-0-1	2-1-0	5-1-1	32-23
1988-89	2-1-0	2-2-0	4-3-0	31-35
1989-90	3-1-0	2-1-0	5-2-0	34-28
1990-91	2-1-0	2-1-1	4-2-1	29-26
1991-92	1-2-0	1-3-0	2-5-0	21-35
1992-93	3-0-0	2-1-1	5-1-1	32-22
1993-94	1-1-0	0-1-1	1-2-1	14-18
1994-95	1-1-0	1-1-0	2-2-0	10-11
1995-96	2-0-0	1-1-0	3-1-0	12-8
1996-97	2-0-0	1-1-0	3-1-0	14-11
1997-98	0-1-1	1-0-1	1-1-2	9-9
1998-99	2-0-0	0-2-0	2-2-0	17-12
1999-00	2-0-0	1-1-0	3-1-0	12-8
2000-01	1-1-0	1-1-0	2-2-0	14-13
2001-02	2-0-0	0-0-2	2-0-2	16-11
2002-03	1-1-0	0-2-0	1-3-0	8-13
2003-04	2-0-0	0-2-0	2-2-0	13-12
2004-05	No Season			
2005-06	2-0-0	1-1-0	3-1-0	22-14
2006-07	2-0-0	2-0-0	4-0-0	13-9
2007-08	1-0-1	2-0-0	3-0-1	15-12
2008-09	0-2-0	1-1-0	1-3-0	12-18
2009-10	0-2-0	0-0-2	0-2-2	13-21
2010-11	0-2-0	1-1-0	1-3-0	4-9
2011-12	1-0-1	1-1-0	2-1-1	8-8
2012-13	2-0-0	1-0-0	3-0-0	13-6
TOTALS	55-35-9	41-49-11	96-84-20	734-716

PITTSBURGH PENGUINS vs. WASHINGTON CAPITALS 2012-2013 REGULAR SEASON

at PITTSBURGH PENGUINS

Date	Score	W Goal
19 Mar '13	WSH 1 @ PIT 2	Matt Niskanen
07 Feb '13	WSH 2 @ PIT 5	James Neal

at WASHINGTON CAPITALS

Date	Score	W Goal
03 Feb '13	PIT 6 @ WSH 3	Chris Kunitz

Individual Scoring

PENGUINS										CAPITALS									
Player	GP	G	A	P	+/-	PIM	PP	SH		Player	GP	G	A	P	+/-	PIM	PP	SH	
Sidney Crosby	3	1	7	8	3	0	1	0		Mike Ribeiro	3	2	3	5	0	0	1	0	
Chris Kunitz	3	4	2	6	2	2	2	0		Alex Ovechkin	3	2	2	4	0	4	2	0	
Evgeni Malkin	2	1	4	5	1	0	1	0		Mike Green	2	1	1	2	-1	0	0	0	
Matt Cooke	3	2	2	4	2	4	0	0		Troy Brouwer	3	0	2	2	0	0	0	0	
Paul Martin	3	1	2	3	0	0	1	0		John Carlson	3	1	0	1	-1	2	0	0	
James Neal	3	1	2	3	-1	0	1	0		Nicklas Backstrom	3	0	1	1	0	0	0	0	
Kris Letang	1	1	1	2	0	0	0	0		Tomas Kundratek	2	0	1	1	-1	0	0	0	
Brandon Sutter	3	0	2	2	1	0	0	0		Wojtek Wolski	2	0	1	1	-1	2	0	0	
Pascal Dupuis	3	1	0	1	2	0	0	0		Karl Alzner	3	0	0	0	-3	4	0	0	
Matt Niskanen	1	1	0	1	1	0	0	0		Jay Beagle	3	0	0	0	-3	0	0	0	
Deryk Engelland	3	0	1	1	3	0	0	0		Jason Chimera	3	0	0	0	-3	2	0	0	
Robert Bortuzzo	2	0	1	1	3	6	0	0		Eric Fehr	3	0	0	0	-1	0	0	0	
Beau Bennett	1	0	1	1	0	2	0	0		Matt Hendricks	3	0	0	0	0	0	0	0	
Craig Adams	3	0	0	0	0	0	0	0		Marcus Johansson	3	0	0	0	-1	0	0	0	
Simon Despres	3	0	0	0	0	4	0	0		Jeff Schultz	3	0	0	0	0	0	0	0	
Tanner Glass	3	0	0	0	0	0	0	0		Joel Ward	3	0	0	0	-3	2	0	0	
Tyler Kennedy	3	0	0	0	1	0	0	0		Joey Crabb	2	0	0	0	0	0	0	0	
Brooks Orpik	3	0	0	0	0	2	0	0		Roman Hamrlik	1	0	0	0	0	2	0	0	
Joe Vitale	3	0	0	0	0	2	0	0		Jack Hillen	1	0	0	0	0	2	0	0	
Zach Boychuk	2	0	0	0	1	2	0	0		Brooks Laich	1	0	0	0	0	2	0	0	
Mark Eaton	1	0	0	0	1	0	0	0		Steve Oleksy	1	0	0	0	-1	0	0	0	
Dustin Jeffrey	1	0	0	0	0	0	0	0		Dmitry Orlov	1	0	0	0	0	0	0	0	
Dylan Reese	1	0	0	0	0	0	0	0		Mathieu Perreault	1	0	0	0	0	0	0	0	

Power Play: 6-10 60.0% / Penalty Killing: 8-11 72.7%

Power Play: 3-11 27.3% / Penalty Killing: 4-10 40.0%

Goaltending

PENGUINS										CAPITALS									
Goalie	GP	Min	WLOT	GA	SA	SV	GAA	SV%		Goalie	GP	Min	WLOT	GA	SA	SV	GAA	SV%	
Marc-Andre Fleury	2	120	2-0-0	3	54	51	1.50	.944		Braden Holtby	3	146	0-3-0	11	79	68	4.53	.861	
Tomas Vokoun	1	60	1-0-0	3	24	21	3.00	.875		Michal Neuvirth	1	33	0-0-0	2	11	9	3.66	.818	

Goals by Period

PENGUINS						CAPITALS					
	1st	2nd	3rd	OT	Total		1st	2nd	3rd	OT	Total
Goals	2	9	2	0	13	Goals	2	2	2	0	6

Shots by Period

PENGUINS						CAPITALS					
	1st	2nd	3rd	OT	Total		1st	2nd	3rd	OT	Total
Shots	25	40	25	0	90	Shots	27	21	30	0	78

* - Overtime ** - Shootout



WINNIPEG JETS

Franchise played as Atlanta Thrashers from 1999-00 to 2010-11

WEBSITE: winnipegjets.com

JETS VS. PENS

All-time scorer vs. Pittsburgh: Ilya Kovalchuk (21gp, 17-13-30)

All-time Pittsburgh scorer vs. Winnipeg: Sidney Crosby (24gp, 15-27-42)

Longest Winnipeg win streak vs. Pittsburgh:

3, Nov. 9, 2005-Jan. 7, 2006

Longest Pittsburgh win streak vs. Winnipeg:

14, Jan. 27, 2000-Nov. 22, 2002

Longest Winnipeg undefeated streak vs. Pittsburgh:

6, Nov. 9, 2005-Dec. 27, 2006 (5-0-1)

Longest Pittsburgh undefeated streak vs. Winnipeg:

14, Jan. 31, 2000-Nov. 22, 2002 (14-0-0)

Last Winnipeg win at home:

Jan. 25, 2013 (4-2) (0-1-0 since last win)

Last Pittsburgh win at home:

Mar. 28, 2013 (4-0) (0-0-0 since last win)

Last Winnipeg win at Pittsburgh:

Dec. 27, 2006 (4-2) (0-10-2 since last win)

Last Pittsburgh win at Winnipeg:

Feb. 15, 2013 (3-1) (0-0-0 since last win)

Most goals by Winnipeg vs. Pittsburgh:

7, Dec. 20, 2003 (A, 7-4)

Most goals by Pittsburgh vs. Winnipeg:

8, Mar. 20, 2012 (P, 8-4); Feb. 11, 2012 (P, 8-5)

Most goals by both teams:

13, Feb. 11, 2012 (P, 8-5)

Last Winnipeg shutout vs. Pittsburgh:

Apr. 10, 2010 (1-0) – Johan Hedberg

Last Pittsburgh shutout vs. Winnipeg:

Mar. 28, 2013 (4-0) – Tomas Vokoun

Last Winnipeg hat trick vs. Pittsburgh:

Jan. 6, 2006 – Ilya Kovalchuk

Last Pittsburgh hat trick vs. Winnipeg:

Mar. 20, 2012 – James Neal

Last Pittsburgh trade with Winnipeg:

Feb. 13, 2013 – 2013 seventh-round draft pick to Pittsburgh in exchange for Eric Tangradi

Pittsburgh's Overtime/Shootout Record vs. Winnipeg: 5-1-2

YEAR BY YEAR

YEAR	PIT	ROAD	TOTAL	GF/GA
1999-00	2-0-0	2-0-0	4-0-0	16-7
2000-01	2-0-0	2-0-0	4-0-0	19-8
2001-02	2-0-0	2-0-0	4-0-0	17-9
2002-03	1-1-0	2-0-0	3-1-0	12-7
2003-04	1-1-0	1-1-0	2-2-0	14-18
2004-05	No Season			
2005-06	1-1-0	0-2-0	1-3-0	14-20
2006-07	1-1-0	1-0-1	2-1-1	11-11
2007-08	2-0-0	0-1-1	2-1-1	10-8
2008-09	2-0-0	2-0-0	4-0-0	18-8
2009-10	2-0-0	1-1-0	3-1-0	12-8
2010-11	2-0-0	2-0-0	4-0-0	18-9
2011-12	2-0-0	1-1-0	3-1-0	21-12
2012-13	1-0-0	1-1-0	2-1-0	9-5
TOTALS	21-4-0	17-7-2	38-11-2	191-130

PITTSBURGH PENGUINS vs. WINNIPEG JETS 2012-2013 REGULAR SEASON

at PITTSBURGH PENGUINS

Date	Score	W Goal
28 Mar '13	WPG 0 @ PIT 4	Chris Kunitz

at WINNIPEG JETS

Date	Score	W Goal
15 Feb '13	PIT 3 @ WPG 1	James Neal
25 Jan '13	PIT 2 @ WPG 4	Andrew Ladd

Individual Scoring

PENGUINS									
Player	GP	G	A	P	+/-	PIM	PP	SH	
Sidney Crosby	3	2	3	5	2	0	0	0	
Chris Kunitz	3	1	3	4	4	0	0	0	
Craig Adams	3	2	0	2	2	7	0	0	
Pascal Dupuis	3	2	0	2	4	2	0	1	
Evgeni Malkin	3	1	1	2	-1	2	0	0	
James Neal	3	1	1	2	-2	0	1	0	
Matt Niskanen	3	0	2	2	0	2	0	0	
Kris Letang	2	0	2	2	-1	0	0	0	
Paul Martin	3	0	1	1	3	2	0	0	
Brooks Orpik	3	0	1	1	3	4	0	0	
Joe Vitale	3	0	1	1	1	0	0	0	
Matt Cooke	3	0	0	0	-2	0	0	0	
Tanner Glass	3	0	0	0	2	0	0	0	
Tyler Kennedy	3	0	0	0	-2	0	0	0	
Brandon Sutter	3	0	0	0	1	0	0	0	
Simon Despres	2	0	0	0	1	0	0	0	
Deryk Engelland	2	0	0	0	0	7	0	0	
Beau Bennett	1	0	0	0	0	0	0	0	
Mark Eaton	1	0	0	0	1	0	0	0	
Ben Lovejoy	1	0	0	0	0	0	0	0	
Brenden Morrow	1	0	0	0	1	0	0	0	
Douglas Murray	1	0	0	0	1	0	0	0	
Eric Tangradi	1	0	0	0	0	0	0	0	

Power Play: 1-4 25.0% / Penalty Killing: 7-8 87.5%

JETS									
Player	GP	G	A	P	+/-	PIM	PP	SH	
Andrew Ladd	3	2	1	3	1	0	0	0	
Evander Kane	3	1	2	3	-4	0	0	0	
Dustin Byfuglien	3	1	1	2	-3	0	1	0	
Blake Wheeler	3	1	1	2	-1	0	0	0	
Bryan Little	3	0	2	2	1	0	0	0	
Tobias Enstrom	3	0	1	1	0	0	0	0	
Nik Antropov	3	0	0	0	0	0	0	0	
Alexander Burmistrov	3	0	0	0	0	0	0	0	
Ron Hainsey	3	0	0	0	0	0	0	0	
Olli Jokinen	3	0	0	0	-4	2	0	0	
Chris Thorburn	3	0	0	0	-1	7	0	0	
Kyle Wellwood	3	0	0	0	-2	0	0	0	
Zach Bogosian	2	0	0	0	-3	0	0	0	
Grant Clitsome	2	0	0	0	-1	0	0	0	
Jim Slater	2	0	0	0	0	0	0	0	
Mark Stuart	2	0	0	0	0	2	0	0	
Eric Tangradi	2	0	0	0	0	0	0	0	
James Wright	2	0	0	0	-1	5	0	0	
Patrice Cormier	1	0	0	0	0	0	0	0	
Derek Meech	1	0	0	0	0	0	0	0	
Antti Miettinen	1	0	0	0	-1	0	0	0	
Alexei Ponikarovsky	1	0	0	0	0	0	0	0	
Paul Postma	1	0	0	0	0	0	0	0	
Zach Redmond	1	0	0	0	-1	2	0	0	

Power Play: 1-8 12.5% / Penalty Killing: 3-4 75.0%

Goaltending

PENGUINS									
Goalie	GP	Min	WLOT	GA	SA	SV	GAA	SV%	
Marc-Andre Fleury	1	60	1-0-0	1	26	25	1.00	.962	
Tomas Vokoun	2	119	1-1-0	3	51	48	1.51	.941	

JETS									
Goalie	GP	Min	WLOT	GA	SA	SV	GAA	SV%	
Ondrej Pavelec	2	119	1-1-0	4	62	58	2.02	.935	
Al Montoya	1	60	0-1-0	4	43	39	4.00	.907	

Goals by Period

PENGUINS					
	1st	2nd	3rd	OT	Total
Goals	5	2	2	0	9

JETS					
	1st	2nd	3rd	OT	Total
Goals	0	3	2	0	5

Shots by Period

PENGUINS					
	1st	2nd	3rd	OT	Total
Shots	38	36	32	0	106

JETS					
	1st	2nd	3rd	OT	Total
Shots	26	33	19	0	78

* - Overtime ** - Shootout

Putting PENS to PAPER.

We know how important Penguins hockey is to Pittsburgh. So, when it comes to Pens coverage, Trib Total Media gets right to the point. Our veteran team of writers puts you in the stands so you can feel every check and celebrate every Penguins' goal. With features and game highlights in our newspapers and in-depth analysis on SportsTalk Radio at TribLIVE.com, our fast and accurate reporting gets you up to date before the ink dries. It's easy to see why we're the Official Newspaper of the Pittsburgh Penguins®. To subscribe, call 1-800-909-8742.




The Official Newspaper of the Pittsburgh Penguins®.

TRIB | TOTAL
MEDIA

TribLIVE.com

1-800-909-8742

HISTORY



TRIB TOTAL MEDIA

All-Time Team


MARIO LEMIEUX • 66



Center, 1984-97, 2000-06

Arguably the greatest player in NHL history ... Won six NHL scoring titles, three league MVP awards, two Conn Smythe Trophies as playoff MVP and captained two Stanley Cup champions as a player ... All-time team leader in goals (690), assists (1,033), points (1,723), power-play goals (236), shorthanded goals (49), shots (3,633), overtime goals (11) and games played (915) ... Set club single-season records of 85 goals, 114 assists, 199 points and 31 power-play goals in 1988-89 ... Scored at least 160 points four times and at least 69 goals four times ... Only player in NHL history to score a goal five different ways in the same game — even strength, power play, shorthanded, penalty shot and empty net (Dec. 31, 1988 vs. New Jersey) ... Recorded 40 career hat tricks, including nine in 1988-89 season alone ... Scored five goals in a game three times and eight points twice ... Set team playoff records with five goals, eight points vs. Philadelphia on April 25, 1989 ... Three-time MVP of NHL All-Star Game ... Led ownership group that bought team out of bankruptcy in September, 1999 and won Stanley Cup as an owner in 2009.

RON FRANCIS • 10



Center, 1991-98

Outstanding two-way center helped Penguins to back-to-back Cups ... Ranks third on all-time team list in assists (449) and fifth in points (613) ... Scored at least 90 points in a season four times and at least 100 points twice ... Scored career-high 119 points in 1995-96 (27G-92A) ... Only Penguins player other than Mario Lemieux to record more than 90 assists in a season ... Won NHL's Selke Trophy as best defensive forward in 1995 and won Lady Byng Trophy for sportsmanship in 1995 and '98 .. Team captain in 1994-95 and 1997-98.

JAROMIR JAGR • 68



Right Wing, 1990-2001

Won five NHL scoring titles and one league MVP award as a member of the Penguins ... Was named First-Team NHL All-Star six times ... Ranks second on all-time Penguins lists in goals (439), assists (640), points (1,079), power-play goals (110) and games played (806) ... All-time team leader in game-winning goals (78) ... Only Penguins player other than Mario Lemieux to score more than 60 goals in a season (62 in 1995-96) ... Recorded career-high 149 points (62G-87A) in 1995-96 ... Member of 1991 and 1992 Cup champions.


RICK KEHOE • 17



Right Wing, 1974-85

Ranks fourth on all-time team list in points (636), goals (312) and games played (722) ... His 55 goals in 1980-81 set a new team record at the time and stood until Mario Lemieux broke it in 1987-88 ... Won NHL's Lady Byng Trophy for sportsmanship in 1981 ... Later served as scout, assistant coach and head coach.


KEVIN STEVENS • 25



Left Wing, 1987-95, 2001

Dominating power forward topped 40 goals four times and 50 goals twice ... Ranks fifth all-time in goals (260), eighth in points (555) and ninth in assists (295) ... Key member of back-to-back Cup champs in 1991 and '92, and set team record with 17 playoff goals in 1991 ... Set club records for points by a left wing with 123 in 1991-92 and goals by a left wing with 55 in 1992-93 ... Had 106 points in 103 playoff games.

JEAN PRONOVOST • 19

**Right Wing, 1968-78**

Patrolled right side of the "Century Line" with Syl Apps and Lowell MacDonald ... Third on all-time Penguins list in goals (316) and games played (753), sixth all-time in points (603) ... Became first Penguin to score 50 goals in a season March 24, 1976 vs. Boston, recording 52 goals, 104 points

in 1975-76 ... Scored at least 40 goals in four different seasons with Penguins ... Led team in scoring in back-to-back seasons from 1976-78.

PAUL COFFEY • 77

**Defense, 1987-92**

Blazing skater who set single-season club records for defensemen with 30 goals, 83 assists and 113 points in 1988-89 ... Only defenseman in team history to score 100 points, and did it twice ... Quarterbacked power play for Penguins' first Cup championship team in 1991 ... Ranks seventh all-time

in assists (332), 11th all-time in points (440) despite playing only five seasons in Pittsburgh ... Averaged well over a point a game with 440 points in 331 games.

LARRY MURPHY • 55

**Defense, 1990-95**

Cerebral defenseman played key role on back-to-back Stanley Cup champions in 1991 and '92 ... Rang up 22 goals, 85 points during dominating 1992-93 season, when he was named NHL Second-Team All-Star ... Notched 38 points in 48 games in 1994-95 and again was named NHL Second-Team

All-Star ... Career totals of 78 goals, 223 assists, 301 points in 336 games as a Penguin.

ULF SAMUELSSON • 5

**Defense, 1991-95**

Nasty defenseman who anchored blue line for back-to-back Stanley Cup champions in 1991 and '92 ... Had legendary playoff battles with Boston's Cam Neely ... Impact can't be determined by statistics, but he contributed 11 goals, 83 assists, 94 points in 277 games — with 804 penalty

minutes ... Scored Cup-winning goal in Game 6 of 1991 Final at Minnesota.


TOM BARRASSO • 35

**Goaltender, 1988-2000**

Backstopped Penguins to Stanley Cups in 1991 and '92 ... Second all-time in wins (226), shutouts (22) and games played (460) ... Recorded 8-0 shutout over Minnesota in clinching game of 1991 Cup Final ... Posted 43-14-5 record with a 3.01 goals-against average in 1992-93 to help team win its

first Presidents' Trophy with best regular-season record ... Holds team record with seven shutouts in 1997-98 season ... Career record of 226-153-53 with 3.27 GAA.

SYL APPS • 26

**Center, 1970-77**

Member of the "Century Line" with Jean Pronovost and Lowell MacDonald ... Led team in scoring for three straight seasons from 1971-74 ... Scored career-high 99 points in 1975-76 (32G-67A) ... Named MVP of 1975 NHL All-Star Game ... Ranks fifth on all-time Penguins list in assists (349), ninth in points (500).

JOE MULLEN • 7**Right Wing, 1990-95, 1996-97**

Won two Stanley Cups as a Penguin and ranked third in scoring on 1992 Cup team with 42 goals, 87 points ... Amazing feat: Scored four goals in back-to-back games in 1991-92 ... Recorded 33 goals in 1992-93, 38 in 1993-94 ... Became first U.S.-born player to score 500th NHL goal


March 14, 1997 vs. Colorado (Patrick Roy) ... Later served as assistant coach.

DAVE BURROWS • 4**Defense, 1971-78, 1980-82**


One of the most dependable defensive defensemen in club history and a mainstay of the 1970s Penguins ... Third all-time in games played among Penguins defensemen (573) ... Represented Penguins in the 1974 and 1976 NHL All-Star Games ... Posted career numbers of 24 goals, 108 assists, 132 points.

MARK RECCHI • 8/18**Right Wing, 1988-92, 2005-07**

Helped Penguins win franchise's first Stanley Cup in 1991, ranking second on team with 24 assists and 34 points during playoffs ... Led team with 40 goals and 113 points during '91 regular season ... Had three tours of duty with the team ... Posted career numbers of 154 goals, 231 assists and 385 points.

LES BINKLEY • 30**Goaltender, 1967-72**

Original Penguin ... Posted 20 wins and 2.88 GAA in team's first season, 1967-68 ... Also recorded six shutouts, a single-season record that stood for 30 years until Tom Barrasso broke it in 1997-98 ... Reached double figures in wins in first four seasons with expansion team ... Played 196 career games with 3.12 GAA.

PIERRE LAROUCHE • 10**Center, 1974-77**

"Lucky Pierre" became first player in Penguins history to record 100 points in a season March 24, 1976 vs. Boston ... Set team records at the time with 53 goals, 111 points in 1975-76 ... That followed rookie season when he notched 31 goals, 68 points ...

Averaged more than a point a game in parts of four seasons (253 points in 240 games) and recorded four hat tricks.

ALL-TIME TEAM BUILDERS

Jack Riley

Herb Brooks

AT Caggiano

Craig Patrick

Ed DeBartolo Sr.

Frank Sciulli

"Badger" Bob Johnson

Mike Lange

Elaine Heufelder

Ed Johnston

Vince Lascheid

Charles "Chip" Burke


Scotty Bowman

John Barbero

TRIB TOTAL MEDIA
 **All-Time Team**

HONORABLE MENTIONS


RANDY CARLYLE • 25



Defense, 1978-84

Won Norris Trophy as NHL's top defenseman in 1980-81 and remains the only Penguin ever to win the Norris ... Had 16 goals, 67 assists for 83 points in trophy-winning season ... Reached double figures in goals for three straight seasons from 1980-83 ... Team captain 1981-84 ... Pittsburgh career totals of 66 goals, 257 assists, 323 points in 397 games.


RON STACKHOUSE • 3



Defense, 1973-82

Underrated and sometimes underappreciated defenseman ... Scored career-high 71 points with 11 goals, 60 assists in 1975-76 ... Set a team record for defensemen with 15 goals in 1974-75 (since broken) ... Still shares team record with six assists in a game and four in a period vs. Philadelphia, March 8, 1975 ... Holds team record with 14 shots vs. Washington, April 3, 1976 ... Ranks eighth all-time in shots with 1,342.


RICK TOCCHET • 22



Right Wing, 1992-94

Power forward acquired during 1991-92 season helped team to win its second Cup Had 15 goals, 37 points in 32 playoff games over three seasons ... Rang up 48 goals, 61 assists, 109 points in 1992-93 as part of dominating line with Mario Lemieux and Kevin Stevens ... Line had 172 goals, 380 points that season.


LOWELL MACDONALD • 18



Left Wing, 1970-78

Member of the "Century Line" with Syl Apps and Jean Pronovost ... Had career-high 43 goals, 82 points in 1973-74 ... Topped 30-goal mark three times ... Scored 134 goals in four seasons from 1972-76 ... Won NHL's Masterton Trophy for dedication and perseverance in 1973 ... Career totals of 140 goals, 166 assists, 306 points in 328 games.

MARTIN STRAKA • 82



Center/Left Wing, 1992-95, 1997-03

Ranks ninth on all-time team list in goals (165), 10th in points (442), 10th in games played (560) ... Set career highs with 35 goals in 1998-99 and 68 assists, 95 points in 2000-01 ... Tied team record with two fastest goals by the same player (seven seconds) vs. Edmonton, Feb. 11, 2000.

OPENERS

HOME (23-13-9)

Jan. 23, 2013	vs. Toronto	2-5	L
Oct. 11, 2011	vs. Florida	4-2	W
Oct. 7, 2010	vs. Philadelphia	2-3	L
Oct. 2, 2009	vs. NY Rangers	3-2	W
Oct. 11, 2008	vs. New Jersey	1-2	L*
Oct. 6, 2007	vs. Anaheim	5-4	W
Oct. 5, 2006	vs. Philadelphia	4-0	W
Oct. 8, 2005	vs. Boston	6-7	L*
Oct. 10, 2003	vs. Los Angeles	0-3	L
Oct. 10, 2002	vs. Toronto	0-6	L
Oct. 10, 2001	vs. Colorado	1-3	L
Oct. 13, 2000	vs. Tampa Bay	3-2	W
Oct. 8, 1999	vs. Colorado	3-3	T*
Oct. 17, 1998	vs. NY Rangers	3-3	T*
Oct. 1, 1997	vs. Los Angeles	3-3	T*
Oct. 5, 1996	vs. Tampa Bay	3-4	L*
Oct. 7, 1995	vs. Toronto	8-3	W
Jan. 27, 1995	vs. Ottawa	5-4	W
Oct. 7, 1993	vs. Montreal	2-1	W*
Oct. 6, 1992	vs. Philadelphia	3-3	T*
Oct. 6, 1991	vs. Philadelphia	2-2	T*
Oct. 7, 1990	vs. New Jersey	7-4	W
Oct. 10, 1989	vs. Winnipeg	5-1	W
Oct. 11, 1988	vs. Washington	8-7	W
Oct. 13, 1987	vs. Buffalo	8-3	W
Oct. 9, 1986	vs. Washington	5-4	W
Oct. 10, 1985	vs. Montreal	3-5	L
Oct. 17, 1984	vs. Vancouver	4-3	W
Oct. 8, 1983	vs. NY Rangers	1-6	L
Oct. 9, 1982	vs. NY Rangers	3-5	L
Oct. 10, 1981	vs. Quebec	2-1	W
Oct. 11, 1980	vs. Winnipeg	5-4	W
Oct. 10, 1979	vs. Winnipeg	4-2	W
Oct. 11, 1978	vs. Toronto	2-3	L
Oct. 12, 1977	vs. St. Louis	4-2	W
Oct. 6, 1976	vs. Vancouver	9-5	W
Oct. 11, 1975	vs. Washington	7-5	W
Oct. 12, 1974	vs. Detroit	7-2	W
Oct. 13, 1973	vs. NY Rangers	2-8	L

ROAD (20-17-8)

Jan. 19, 2013	at Philadelphia	3-1	W
Oct. 6, 2011	at Vancouver	4-3	W*
Oct. 11, 2010	at New Jersey	3-1	W
Oct. 3, 2009	at NY Islanders	4-3	W*
Oct. 20, 2008	at Boston	2-1	W*
Oct. 5, 2007	at Carolina	1-4	L
Oct. 12, 2006	at NY Rangers	6-5	W
Oct. 5, 2005	at New Jersey	1-5	L
Oct. 11, 2003	at Philadelphia	3-3	T*
Oct. 14, 2002	at Toronto	5-4	W
Oct. 14, 2001	at Buffalo	1-4	L
Oct. 19, 2000	at Ottawa	3-3	T*
Oct. 1, 1999	at Dallas	4-6	L
Oct. 10, 1998	at NY Islanders	4-3	W
Oct. 3, 1997	at Carolina	4-3	W
Oct. 8, 1996	at Hartford	3-7	L
Oct. 9, 1995	at Colorado	6-6	T*
Jan. 20, 1995	at Tampa Bay	5-3	W
Oct. 5, 1993	at Philadelphia	3-4	L
Oct. 10, 1992	at Montreal	3-3	T*
Oct. 4, 1991	at Buffalo	5-4	W
Oct. 5, 1990	at Washington	7-4	W
Oct. 5, 1989	at Boston	4-5	L
Oct. 7, 1988	at Washington	6-4	W
Oct. 8, 1987	at NY Rangers	4-4	T*
Oct. 12, 1986	at Chicago	4-1	W
Oct. 16, 1985	at Chicago	5-5	T*
Oct. 11, 1984	at Boston	3-4	L
Oct. 4, 1983	at St. Louis	3-5	L
Oct. 5, 1982	at New Jersey	3-3	T
Oct. 6, 1981	at St. Louis	2-6	L
Oct. 9, 1980	at Philadelphia	4-7	L
Oct. 14, 1979	at Boston	4-1	W
Oct. 12, 1978	at Boston	2-8	L
Oct. 14, 1977	at Washington	1-2	L
Oct. 7, 1976	at Montreal	1-10	L
Oct. 7, 1975	at Washington	4-2	W
Oct. 9, 1974	at Minnesota	4-2	W
Oct. 12, 1973	at Atlanta	4-3	W

Season Openers in **Bold** *= overtime game
RECORD IN SEASON OPENERS (20-19-6)

2000 Season Opener played against Nashville in Japan (3-1 loss)
 2008 Season Opener played against Ottawa in Sweden (4-3 OT win)

HOME (23-13-9)

Oct. 7, 1972	vs. Los Angeles	4-2	W
Oct. 9, 1971	vs. Philadelphia	3-2	W
Oct. 10, 1970	vs. Buffalo	1-2	L
Oct. 11, 1969	vs. California	2-2	T
Oct. 12, 1968	vs. Montreal	1-1	T
Oct. 11, 1967	vs. Montreal	1-2	L

ROAD (20-17-8)

Oct. 11, 1972	at St. Louis	5-2	W
Oct. 10, 1971	at Buffalo	1-2	L
Oct. 15, 1970	at Minnesota	2-4	L
Oct. 19, 1969	at Boston	0-4	L
Oct. 16, 1968	at Toronto	2-2	T
Oct. 13, 1967	at St. Louis	3-1	W

Season Openers in **Bold** *= overtime game
RECORD IN SEASON OPENERS (20-19-6)

2000 Season Opener played against Nashville in Japan (3-1 loss)
 2008 Season Opener played against Ottawa in Sweden (4-3 OT win)

SEASON RECORDS

OVERALL

SEASON	GP	W	L	T	OTL	OT	PTS	GF	GA	FINISHED
1967-68	74	27	34	13	--	--	67	195	216	5th, West
1968-69	76	20	45	11	--	--	51	189	252	5th, West
1969-70	76	26	38	12	--	--	64	182	238	2nd, West
1970-71	78	21	37	20	--	--	62	221	240	6th, West
1971-72	78	26	38	14	--	--	66	220	258	4th, West
1972-73	78	32	37	9	--	--	73	257	265	5th, West
1973-74	78	28	41	9	--	--	65	242	273	5th, West
1974-75	80	37	28	15	--	--	89	326	289	3rd, Norris
1975-76	80	35	33	12	--	--	82	339	303	3rd, Norris
1976-77	80	34	33	13	--	--	81	240	252	3rd, Norris
1977-78	80	25	37	18	--	--	68	254	321	4th, Norris
1978-79	80	36	31	13	--	--	85	281	279	2nd, Norris
1979-80	80	30	37	13	--	--	73	251	303	3rd, Norris
1980-81	80	30	37	13	--	--	73	302	345	3rd, Norris
1981-82	80	31	36	13	--	--	75	310	337	4th, Patrick
1982-83	80	18	53	9	--	--	45	257	394	6th, Patrick
1983-84	80	16	58	6	--	--	38	254	390	6th, Patrick
1984-85	80	24	51	5	--	--	53	276	385	6th, Patrick
1985-86	80	34	38	8	--	--	76	313	305	5th, Patrick
1986-87	80	30	38	12	--	--	72	297	290	5th, Patrick
1987-88	80	36	35	9	--	--	81	319	316	6th, Patrick
1988-89	80	40	33	7	--	--	87	347	349	2nd, Patrick
1989-90	80	32	40	8	--	--	72	318	359	5th, Patrick
1990-91	80	41	33	6	--	--	88	342	305	1st, Patrick
1991-92	80	39	32	9	--	--	87	343	308	3rd, Patrick
1992-93	84	56	21	7	--	--	119	367	268	1st, Patrick
1993-94	84	44	27	13	--	--	101	299	285	1st, Northeast
1994-95	48	29	16	3	--	--	61	181	158	2nd, Northeast
1995-96	82	49	29	4	--	--	102	362	284	1st, Northeast
1996-97	82	38	36	8	--	--	84	285	280	2nd, Northeast
1997-98	82	40	24	18	--	--	98	228	188	1st, Northeast
1998-99	82	38	30	14	--	--	90	242	225	3rd, Atlantic

OVERALL

SEASON	GP	W	L	T	OTL	OT	PTS	GF	GA	FINISHED
1999-00	82	37	37	8	6	--	88	241	236	3rd, Atlantic
2000-01	82	42	28	9	3	--	96	281	256	3rd, Atlantic
2001-02	82	28	41	8	5	--	69	198	249	5th, Atlantic
2002-03	82	27	44	6	5	--	65	189	255	5th, Atlantic
2003-04	82	23	47	8	4	--	58	190	303	5th, Atlantic
2005-06	82	22	46	--	--	14	58	244	316	5th, Atlantic
2006-07	82	47	24	--	--	11	105	277	246	2nd, Atlantic
2007-08	82	47	27	--	--	8	102	247	216	1st, Atlantic
2008-09	82	45	28	--	--	9	99	264	239	2nd, Atlantic
2009-10	82	47	28	--	--	7	101	257	237	2nd, Atlantic
2010-11	82	49	25	--	--	8	106	238	199	2nd, Atlantic
2011-12	82	51	25	--	--	6	108	273	218	2nd, Atlantic
2012-13	48	36	12	--	--	0	72	162	119	1st, Atlantic

HOME

SEASON	GP	W	L	T	OT	RT	PTS
1967-68	37	15	12	10	--	--	40
1968-69	38	12	20	6	--	--	30
1969-70	38	17	13	8	--	--	42
1970-71	39	18	12	9	--	--	45
1971-72	39	18	15	6	--	--	42
1972-73	39	24	11	4	--	--	52
1973-74	39	15	18	6	--	--	36
1974-75	40	25	5	10	--	--	60
1975-76	40	23	11	6	--	--	52
1976-77	40	22	12	6	--	--	50
1977-78	40	16	15	9	--	--	41
1978-79	40	23	12	5	--	--	51
1979-80	40	20	13	7	--	--	47
1980-81	40	21	16	3	--	--	45
1981-82	40	21	11	8	--	--	50
1982-83	40	14	22	4	--	--	32
1983-84	40	7	29	4	--	--	18
1984-85	40	17	20	3	--	--	37
1985-86	40	20	15	5	--	--	45
1986-87	40	19	15	6	--	--	44
1987-88	40	22	12	6	--	--	50
1988-89	40	24	13	3	--	--	51
1989-90	40	22	15	3	--	--	47
1990-91	40	25	12	3	--	--	53
1991-92	40	21	13	6	--	--	48
1992-93	42	32	6	4	--	--	68
1993-94	42	25	9	8	--	--	58
1994-95	24	18	5	1	--	--	37
1995-96	41	32	9	0	--	--	64
1996-97	41	25	11	5	--	--	55
1997-98	41	21	10	10	--	--	52
1998-99	41	21	10	10	--	--	52
1999-00	41	23	11	7	--	0	53
2000-01	41	24	15	2	--	0	50
2001-02	41	16	20	4	--	1	37
2002-03	41	15	22	2	--	2	34
2003-04	41	13	22	6	--	0	32
2005-06	41	12	21	--	8	--	32
2006-07	41	26	10	--	5	--	57
2007-08	41	26	10	--	5	--	57
2008-09	41	25	13	--	3	--	53
2009-10	41	25	12	--	4	--	54
2010-11	41	25	14	--	2	--	52
2011-12	41	29	10	--	2	--	60
2012-13	24	18	6	--	0	--	36

ROAD

SEASON	GP	W	L	T	OT	RT	PTS
1967-68	37	12	22	3	--	--	27
1968-69	38	8	25	5	--	--	21
1969-70	38	9	25	4	--	--	22
1970-71	39	3	25	11	--	--	17
1971-72	39	8	23	8	--	--	24
1972-73	39	8	26	5	--	--	21
1973-74	39	13	23	3	--	--	29
1974-75	40	12	23	5	--	--	29
1975-76	40	12	22	6	--	--	30
1976-77	40	12	21	7	--	--	31
1977-78	40	9	22	9	--	--	27
1978-79	40	13	19	8	--	--	34
1979-80	40	10	24	6	--	--	26
1980-81	40	9	21	10	--	--	28
1981-82	40	10	25	5	--	--	25
1982-83	40	4	31	5	--	--	13
1983-84	40	9	29	2	--	--	20
1984-85	40	7	31	2	--	--	16
1985-86	40	14	23	3	--	--	31
1986-87	40	11	23	6	--	--	28
1987-88	40	14	23	3	--	--	31
1988-89	40	16	20	4	--	--	36
1989-90	40	10	25	5	--	--	25
1990-91	40	16	21	3	--	--	35
1991-92	40	18	19	3	--	--	39
1992-93	42	24	15	3	--	--	51
1993-94	42	19	18	5	--	--	43
1994-95	24	11	11	2	--	--	24
1995-96	41	17	20	4	--	--	38
1996-97	41	13	25	3	--	--	29
1997-98	41	19	14	8	--	--	46
1998-99	41	17	20	4	--	--	38
1999-00	41	14	20	1	--	6	35
2000-01	41	18	13	7	--	3	46
2001-02	41	12	21	4	--	4	32
2002-03	41	12	22	4	--	3	31
2003-04	41	10	25	2	--	4	26
2005-06	41	10	25	--	6	--	26
2006-07	41	21	14	--	6	--	48
2007-08	41	21	17	--	3	--	45
2008-09	41	20	15	--	6	--	46
2009-10	41	22	16	--	3	--	47
2010-11	41	24	11	--	6	--	54
2011-12	41	22	15	--	4	--	48
2012-13	24	18	6	--	0	--	36

FORMER PENGUINS

FORWARDS/DEFENSEMEN

Player	POS	#	YEARS	REGULAR SEASON					PLAYOFFS				
				GP	G	A	PTS	PIM	GP	G	A	PTS	PIM
A													
Ramzi Abid	LW	34/19	2003-04	19	3	2	5	29	--	--	--	--	--
Peter Ahola	D	6	1992-93	22	0	1	1	14	--	--	--	--	--
Brad Aitken	LW	17/35	1987-88/ 90-91	11	1	2	3	25	--	--	--	--	--
Peter Allen	D	39/38	1995-96	8	0	0	0	8	--	--	--	--	--
Russ Anderson	D	7	1976-82	353	15	77	92	684	10	0	3	3	28
Paul Andrea	RW	22	1967-69	90	18	27	45	4	--	--	--	--	--
Greg Andrusak	D	4/36/37/ 28/49	1993-96/ 1999	19	0	5	5	12	12	1	0	1	6
Lou Angotti	C	7	1968-69	71	17	20	37	36	--	--	--	--	--
Shawn Antoski	LW	11	1996	13	0	0	0	49	--	--	--	--	--
Syl Apps	C	26	1970-78	495	151	349	500	241	19	4	4	8	23
John Arbour	D	3	1968-69	17	0	2	2	35	--	--	--	--	--
Colby Armstrong	RW	20	2005-08	181	37	61	98	175	5	0	1	1	11
Chuck Arnason	RW	9	1973-76	149	46	40	86	50	9	2	4	6	4
Arron Asham	RW	45	2010-12	108	10	17	27	122	10	3	1	4	12
Don Awrey	D	24	1976-77	79	1	12	13	40	3	0	1	1	0
B													
Wayne Babych	RW	10/26	1984-85	67	20	34	54	35	--	--	--	--	--
Matthew Barnaby	RW	36	1999-01	129	15	18	33	399	24	0	2	2	64
Stu Barnes	C	20/14	1996-99	204	67	69	136	66	11	3	4	7	2
Doug Barrie	D	23	1968-69	8	1	1	2	8	--	--	--	--	--
Len Barrie	C	9	1994-96	53	3	11	14	84	4	1	0	1	8
Andy Bathgate	RW	9	1967-68/ 70-71	150	35	68	103	89	--	--	--	--	--
Nolan Baumgartner	D	6	2003	5	0	0	0	2	--	--	--	--	--
Paul Baxter	D	4	1980-83	202	25	69	94	851	10	0	1	1	42
Kris Beech	C	16/24	2001-04/ 2008	100	10	17	27	59	--	--	--	--	--
Roger Belanger	C	24	1984-85	44	3	5	8	32	--	--	--	--	--
Neil Belland	D	22	1986-87	3	0	1	1	0	--	--	--	--	--
Harvey Bennett	C	28	1974-75	32	3	3	6	53	--	--	--	--	--
Josef Beranek	LW	15/18	1996-97/ 00-01	91	16	19	35	65	29	0	5	5	8
Drake Berehowsky	D	6/44/55	1995-96/ 03-04	52	5	16	21	63	1	0	0	0	0
Yves Bergeron	RW	20/27	1974-75/ 76-77	3	0	0	0	0	--	--	--	--	--
Marc Bergevin	D	3/25	2000-01/ 02-03/ 03-04	157	4	17	21	89	12	0	1	1	2
Stefan Bergkvist	D	33/3	1995-97	7	0	0	0	9	4	0	0	0	2

Player	POS	#	YEARS	REGULAR SEASON					PLAYOFFS				
				GP	G	A	PTS	PIM	GP	G	A	PTS	PIM
Rick Berry	D	6	2002	13	0	2	2	21	--	--	--	--	--
Nick Beverley	D	25	1973-74	67	2	14	16	21	--	--	--	--	--
Wayne Bianchin	LW	14	1973-79	264	68	41	109	130	3	0	1	1	6
Larry Bignell	D	23/24	1973-75	20	0	3	3	2	3	0	0	0	2
Paul Bissonnette	D/RW	67/16	2008-09	15	0	1	1	22	--	--	--	--	--
Scott Bjugstad	RW	27	1988-89	24	3	0	3	4	--	--	--	--	--
Bob Blackburn	D	4	1969-71	124	8	12	20	105	6	0	0	0	4
Tom Bladon	D	2	1978-80	135	6	29	35	99	8	0	5	5	2
Mike Blaisdell	RW	26	1985-87	76	16	15	31	38	--	--	--	--	--
Doug Bodger	D	3/33	1984-88	299	35	132	167	292	--	--	--	--	--
Eric Boguniecki	RW	18/23	2005-06	38	5	6	11	29	--	--	--	--	--
Patrick Boileau	D	5	2003-04	16	3	4	7	8	--	--	--	--	--
Leo Boivin	D	2	1967-69	114	14	26	40	100	--	--	--	--	--
Brian Bonin	C	17	1999	5	0	0	0	0	3	0	0	0	0
Dennis Bonvie	RW	16	1999-01	31	0	0	0	80	--	--	--	--	--
Joel Bouchard	D	39	2003	7	0	1	1	0	--	--	--	--	--
Philippe Boucher	D	43	2008-09	25	3	3	6	24	9	1	3	4	4
Bob Boughner	D	6	2000-01	69	2	3	5	216	29	0	3	3	37
Chris Bourque	LW	12	2009	20	0	3	3	10	--	--	--	--	--
Phil Bourque	LW/D	2/4/29	1983-84/ 85-92	344	75	89	164	435	56	13	12	25	107
Pat Boutette	LW	15	1981-84	247	65	109	174	548	5	3	1	4	8
Zach Boychuk	LW	17	2013	7	0	0	0	2	--	--	--	--	--
Randy Boyd	D	8	1981-83	84	4	17	21	126	3	0	0	0	11
Wally Boyer	C	18	1968-72	203	32	62	94	81	10	1	2	3	0
Matt Bradley	RW	8	2003-04	82	7	9	16	65	--	--	--	--	--
Tim Brent	C	47	2008	1	0	0	0	0	--	--	--	--	--
Andy Brickley	LW	23	1983-85	95	25	35	60	19	--	--	--	--	--
Michel Briere	C	21	1969-70	76	12	32	44	20	10	5	3	8	17
Doug Brown	RW	24	1993-95	77	18	37	55	18	6	0	0	0	2
Greg Brown	D	34	1993-94	36	3	8	11	28	6	0	1	1	4
Rob Brown	RW	44	1987-91/ 97-00	414	150	192	342	392	41	9	10	19	34
Kelly Buchberger	RW	7	2003-04	71	1	3	4	109	--	--	--	--	--
Mike Bullard	C	22	1980-86	382	185	175	360	388	9	4	4	8	4
Ted Bulley	LW	26/24	1983-84	26	3	2	5	12	--	--	--	--	--
Charlie Burns	C	9	1968-69	76	13	38	51	22	--	--	--	--	--
Robin Burns	LW	25/20/10	1970-73	41	0	5	5	32	--	--	--	--	--
Dave Burrows	D	4/8	1971-78/ 80-82	573	24	108	132	301	20	1	3	4	16
Rod Buskas	D	7	1982-89/ 1990	431	16	48	64	959	10	0	0	0	23
Sven Butenschon	D	48/22	1997-2001	33	0	1	1	14	--	--	--	--	--
C													
Eric Cairns	D	33	2006-07	28	1	0	1	92	--	--	--	--	--
Jock Callander	RW	14/36	1987-90/ 91-92	101	21	28	49	114	22	3	8	11	12

Player	POS	#	YEARS	REGULAR SEASON					PLAYOFFS				
				GP	G	A	PTS	PIM	GP	G	A	PTS	PIM
Colin Campbell	D	6	1974-76/ 77-79	243	14	52	66	517	19	2	7	9	51
Dave Capuano	RW	15	1989-90	6	0	0	0	2	--	--	--	--	--
Luca Caputi	LW	61/39	2009-10	9	2	1	3	6	--	--	--	--	--
Steve Cardwell	LW	15/20	1970-73	53	9	11	20	35	4	0	0	0	2
Randy Carlyle	D	25	1978-84	397	66	257	323	582	22	6	8	14	41
Gene Carr	C	28	1977-78	70	17	37	54	76	--	--	--	--	--
Tom Cassidy	C	25/11	1977	26	3	4	7	15	--	--	--	--	--
Jay Caufield	RW	16	1988-93	194	3	7	10	714	14	0	0	0	30
John Chabot	C	9	1984-87	216	36	98	134	26	--	--	--	--	--
Blair Chapman	RW	9	1976-79	227	48	51	99	71	10	2	1	3	9
Todd Charlesworth	D	2/6/27/34	1983-88	86	3	9	12	41	--	--	--	--	--
Marc Chorney	D	16/24	1980-83	139	5	18	23	151	7	0	1	1	2
Tom Chorske	LW	17	1999-00	33	1	5	6	2	--	--	--	--	--
Erik Christensen	C	16	2005-08	143	33	33	66	88	4	0	0	0	6
Jeff Christian	LW	34/28/72	1995-97	15	2	2	4	15	--	--	--	--	--
Jeff Chychrun	D	6	1992	18	0	1	1	37	--	--	--	--	--
Kim Clackson	D	6	1979-80	45	0	3	3	166	3	0	0	0	37
Paul Coffey	D	77	1987-92	331	108	332	440	573	23	4	22	26	37
Mike Comrie	C	19	2010-11	21	1	5	6	18	--	--	--	--	--
Matt Cooke	LW	24	2008-13	352	67	83	150	416	58	5	16	21	95
Rene Corbet	LW	9	2000-01	47	9	9	18	57	24	2	1	3	21
Mike Corrigan	LW	27	1976-78	98	22	39	61	46	2	0	0	0	0
Jacques Cossette	RW	20/27	1975-76/ 77-79	64	8	6	14	29	3	0	1	1	4
Ryan Craig	C	23	2011	6	0	0	0	22	--	--	--	--	--
Cory Cross	D	4	2006	6	0	1	1	6	--	--	--	--	--
Bruce Crowder	RW	28	1984-85	26	4	7	11	23	--	--	--	--	--
Greg Crozier	LW	32	2000-01	1	0	0	0	0	--	--	--	--	--
John Cullen	C	11	1988-91/ 94-95	262	88	184	272	399	20	3	8	11	36
Randy Cunneyworth	LW	15	1985-89	295	101	115	216	513	11	3	5	8	26
D													
Chris Dahlquist	D	2/4	1985-90	195	10	26	36	219	2	0	0	0	0
Alexandre Daigle	RW	11	2002-03	33	4	3	7	8	--	--	--	--	--
J.J. Daigneault	D	36	1996-97	66	6	17	23	59	17	1	9	10	36
Jeff Daniels	LW	43/18/20	1990-94	134	8	11	19	36	12	3	2	5	0
Kim Davis	LW	16/22/30	1977-81	34	5	7	12	47	4	0	0	0	0
Billy Dea	LW	14	1967-69	139	26	20	46	12	--	--	--	--	--
Nelson DeBenedet	LW	23	1974-75	31	6	3	9	11	--	--	--	--	--
Dean DeFazio	LW	12	1983-84	22	0	2	2	28	--	--	--	--	--
Gilbert Delorme	D	27	1989-90	54	3	7	10	44	--	--	--	--	--
Ab DeMarco	D	5	1974	42	9	13	22	8	--	--	--	--	--
Larry Depalma	LW	12	1993-94	7	1	0	1	5	1	0	0	0	0
Bob Dillabough	LW	15	1967-68	61	7	12	19	20	--	--	--	--	--
Gord Dineen	D	5	1988-92	117	2	10	12	173	11	0	2	2	8
Bobby Dollas	D	8	1998-99/ 2001	75	2	8	10	64	13	1	0	1	6

Player	POS	#	YEARS	REGULAR SEASON					PLAYOFFS				
				GP	G	A	PTS	PIM	GP	G	A	PTS	PIM
Robert Dome	C/LW	15/59	1997-2000	52	7	7	14	12	--	--	--	--	--
Shean Donovan	RW	18	2002-03	65	6	6	12	34	--	--	--	--	--
Justin Duberman	RW	37	1994	4	0	0	0	0	--	--	--	--	--
Ron Duguay	RW	10/35	1986-87	53	11	20	31	36	--	--	--	--	--
Micki DuPont	D	47	2006	3	0	1	1	4	--	--	--	--	--
Steve Durbano	D	7	1974-76	66	4	23	27	309	--	--	--	--	--
Steve Dykstra	D	22	1988-89	65	1	6	7	126	1	0	0	0	2
Joe Dziedzic	LW	16	1995-97	128	14	14	28	131	21	1	3	4	23
E													
Mike Eastwood	C	20	2003-04	82	4	15	19	40	--	--	--	--	--
Mark Eaton	D	3/7/4	2006-10/2013	241	7	24	31	86	50	4	9	13	14
Darryl Edestrand	D	25	1970-73	158	25	47	72	140	4	0	2	2	0
Tom Edur	D	2	1977-78	58	5	38	43	18	--	--	--	--	--
Nils Ekman	LW	28	2006-07	34	6	9	15	24	1	0	0	0	0
Shane Endicott	C	41/23/14	2001-02/ 05-06	45	1	2	3	47	--	--	--	--	--
Bryan Erickson	RW	14	1988	11	1	4	5	0	--	--	--	--	--
Bob Errey	LW	10/12	1983-93	572	132	140	272	651	49	9	4	13	51
F													
Pat Falloon	RW	14	2000	30	4	9	13	10	10	1	0	1	2
Rico Fata	LW	19/9	2003-05	120	21	26	47	74	--	--	--	--	--
Mario Faubert	D	5/24/28	1974-78/ 79-82	231	21	90	111	222	10	2	2	4	6
Ruslan Fedotenko	LW	26	2008-10	145	27	42	69	94	30	7	7	14	8
Tony Feltrin	D	33	1980-83	38	3	3	6	44	--	--	--	--	--
Andrew Ference	D	7	1999-03	163	11	25	36	157	18	3	7	10	16
George Ferguson	RW	11	1978-83	310	89	106	195	162	22	4	11	15	13
Chris Ferraro	RW	47/57	1997-98	46	3	4	7	43	--	--	--	--	--
Peter Ferraro	RW	45/17	1997-98	29	3	4	7	12	--	--	--	--	--
Jonathan Filewich	RW	38/34	2007-08	5	0	0	0	10	--	--	--	--	--
Rusty Fitzgerald	LW	34/52	1994-96	25	2	2	4	12	5	0	0	0	4
John Flesch	LW	11	1978	29	7	5	12	19	--	--	--	--	--
Ron Flockhart	C	9	1983-84	80	27	23	50	44	--	--	--	--	--
Dan Focht	D	4	2003-04	64	2	6	8	124	--	--	--	--	--
Bryan Fogarty	D	33	1992-93	12	0	4	4	4	--	--	--	--	--
Val Fonteyne	LW	8	1967-72	349	39	82	121	4	14	0	2	2	2
Corey Foster	D	36/4	1995-96	11	2	2	4	2	3	0	0	0	4
Greg Fox	D	4/2	1983-85	75	4	10	14	92	--	--	--	--	--
Ron Francis	C	9/10	1991-98	533	164	449	613	295	97	32	68	100	67
Dan Frawley	RW	28	1985-90	240	33	37	70	610	--	--	--	--	--
G													
Maxim Galanov	D	47	1998-99	51	4	3	7	14	1	0	0	0	0
Perry Ganchar	RW	20/8	1987-89	33	2	5	7	36	--	--	--	--	--
Paul Gardner	C	20/30	1980-84	207	98	105	203	105	10	2	5	7	10
Rob Garner	C	24	1982-83	1	0	0	0	0	--	--	--	--	--

Player	POS	#	YEARS	REGULAR SEASON					PLAYOFFS				
				GP	G	A	PTS	PIM	GP	G	A	PTS	PIM
Steve Gatzos	RW	26/28	1981-85	89	15	20	35	83	1	0	0	0	0
Robert Geale	C	28	1984-85	1	0	0	0	2	--	--	--	--	--
Lee Giffin	RW	11/17/34	1986-88	27	1	3	4	9	--	--	--	--	--
Ed Gilbert	C	23	1976	45	1	1	2	0	--	--	--	--	--
Stan Gilbertson	LW	15	1975-77	115	19	17	36	19	3	1	1	2	2
Randy Gilhen	C	15/19	1989-91	133	20	21	41	105	16	1	0	1	14
Hal Gill	D	2	2008-09	80	3	11	14	69	44	0	3	3	18
Bob Gladney	D	33	1983-84	13	1	5	6	2	--	--	--	--	--
Eric Godard	RW	28	2008-11	135	3	7	10	352	--	--	--	--	--
Dave Goertz	D	32	1987-88	2	0	0	0	2	--	--	--	--	--
Alex Goligoski	D	67/13/3	2008-11	177	23	67	90	68	15	2	8	10	2
Sergei Gonchar	D	55	2005-10	322	54	205	259	313	60	7	37	44	26
Steve Gotaas	C	16	1987-88	36	5	6	11	45	--	--	--	--	--
Pat Graham	LW	24	1981-83	62	7	13	20	71	4	0	0	0	2
Tuomas Gronman	D	42	1997-99	22	1	2	3	25	1	0	0	0	0
Scott Gruhl	LW	38	1987-88	6	1	0	1	0	--	--	--	--	--
Nate Guenin	D	2	2009	2	0	0	0	0	--	--	--	--	--
Bill Guerin	RW	13	2009-10	95	26	31	57	93	35	11	13	24	17
H													
Vic Hadfield	LW	11	1974-77	163	61	79	140	118	12	5	2	7	11
Anders Hakansson	LW	11	1982-83	62	9	12	21	26	--	--	--	--	--
Adam Hall	C	18/28	2007-08	46	2	4	6	24	17	3	1	4	8
Jim Hamilton	LW	13/23/28	1978-85	95	14	18	32	28	6	3	0	3	0
Dave Hannan	C	20/32	1981-88/ 88-89	355	60	88	148	530	8	0	1	1	4
Nick Harbaruk	RW	11	1969-73	308	40	61	101	257	14	3	1	4	20
Billy Harris	C	15	1968-69	54	7	13	20	8	--	--	--	--	--
Kevin Hatcher	D	4	1996-99	220	45	95	140	193	24	4	4	8	20
Greg Hawgood	D	4	1994-95	33	2	6	8	33	1	0	0	0	0
Shawn Heins	D	57	2003	27	1	1	2	33	--	--	--	--	--
Bryan Hextall	C	7	1969-74	335	71	115	186	498	14	0	3	3	43
Billy Hicke	RW	9	1971	12	2	0	2	6	--	--	--	--	--
Alex Hicks	C	33	1996-98	113	12	28	40	130	11	0	1	1	4
Wayne Hicks	RW	16	1967-68	15	4	7	11	2	--	--	--	--	--
Andy Hilbert	C	9	2006	19	7	11	18	16	--	--	--	--	--
Randy Hillier	D	23/34	1984-91	343	13	79	92	594	17	0	1	1	73
Todd Hlushko	LW	28	1999	--	--	--	--	--	2	0	0	0	0
Brian Holzinger	C	15	2002-03	70	7	17	24	44	--	--	--	--	--
Marian Hossa	RW	18	2008	12	3	7	10	6	20	12	14	26	12
Tim Horton	D	3/24	1971-72	44	2	9	11	40	4	0	1	1	2
Greg Hotham	D	6	1982-85	170	11	63	74	118	5	0	3	3	6
Jan Hrdina	C	38	1998-03	366	79	148	227	215	40	10	14	24	22
Jiri Hrdina	C	38	1990-92	93	9	27	36	29	35	2	4	6	22
Tim Hrynewich	LW	28	1982-84	55	6	8	14	82	--	--	--	--	--
Lex Hudson	D	5	1978-79	2	0	0	0	0	2	0	0	0	0
Mike Hudson	C	14/16	1995	40	2	9	11	34	11	0	0	0	6
Pat Hughes	RW	24	1979-81	134	28	23	51	239	5	0	0	0	21

Player	POS	#	YEARS	REGULAR SEASON					PLAYOFFS				
				GP	G	A	PTS	PIM	GP	G	A	PTS	PIM
Dave Hunter	LW	20	1987-88	59	11	18	29	77	--	--	--	--	--
Matt Hussey	C	49/7/28	2004-05	16	2	2	4	0	--	--	--	--	--
Andrew Hutchinson	D	8	2010	5	0	1	1	6	--	--	--	--	--
I													
Jarome Iginla	RW	12	2013	13	5	6	11	9	15	4	8	12	16
Victor Ignatjev	D	46/23	1998-99	11	0	1	1	6	1	0	0	0	2
Earl Ingarfield	C	10	1967-69	90	23	37	60	16	--	--	--	--	--
J													
Ric Jackman	D	55/22	2004-06	74	13	39	52	60	--	--	--	--	--
Jaromir Jagr	RW	68	1990-01	806	439	640	1079	593	140	65	82	147	121
John Jakopin	D	23	2000-01	19	0	4	4	42	--	--	--	--	--
Connor James	LW	36	2007-09	14	1	0	1	2	--	--	--	--	--
Arto Javanainen	RW	19	1984-85	14	4	1	5	2	--	--	--	--	--
Grant Jennings	D	3	1991-95	210	7	21	28	357	38	1	1	2	38
Andreas Johansson	C	38	1996-98	77	7	17	24	40	1	0	0	0	0
Mathias Johansson	C	20	2003	12	1	5	6	4	--	--	--	--	--
Greg Johnson	C	20/9	1997	37	8	9	17	16	5	1	0	1	2
Jim Johnson	D	6	1985-90	390	14	95	109	658	11	0	5	5	44
Mark Johnson	C	9	1980-82	136	23	39	62	84	10	4	3	7	6
Nick Johnson	RW	42/38	2010-11	10	2	3	5	7	--	--	--	--	--
Stan Jonathan	LW	9	1982-83	19	0	3	3	13	--	--	--	--	--
Ron Jones	D	6	1973-74	25	0	3	3	15	--	--	--	--	--
Hans Jonsson	D	8	1999-03	242	10	38	48	92	27	0	1	1	14
Chris Joseph	D	22/23	1987/ 95-96	120	10	28	38	129	25	2	1	3	20
K													
Mark Kachowski	LW	26	1987-90	64	6	5	11	209	--	--	--	--	--
Sheldon Kannegiesser	D	6/16	1971-73	75	2	6	8	76	--	--	--	--	--
Ladislav Karabin	LW	14/37	1993-94	9	0	0	0	2	--	--	--	--	--
Darius Kasparaitis	D	26/11	1996-02	405	15	68	83	661	38	2	2	4	50
Rick Kehoe	RW	8/17	1974-85	722	312	324	636	88	37	4	17	21	2
Bob Kelly	LW	22	1974-77	250	69	85	154	462	15	6	3	9	23
Tyler Kennedy	RW	48	2007-13	372	76	92	168	181	76	12	15	27	25
Dan Kesa	RW	28/25	1998-99	67	2	8	10	27	13	1	0	1	0
Rick Kessel	C	14/15/23	1969-73	83	2	18	20	4	--	--	--	--	--
Orest Kindrachuk	C	26	1978-81	144	38	80	118	181	7	4	1	5	7
Petr Klima	RW	26/85	1996	9	1	3	4	4	--	--	--	--	--
Konstantin Koltsov	RW	48/71	2003-06	144	12	26	38	50	--	--	--	--	--
George Konik	D	18	1967-68	52	7	8	15	26	--	--	--	--	--
Chris Kontos	C	14	1987-88	67	9	16	25	18	--	--	--	--	--
Tom Kostopoulos	RW	36/37	2001-04	79	10	16	26	76	--	--	--	--	--
Alexei Kovalev	RW	27/72	1998-03/ 2011	365	151	203	354	373	46	12	18	30	50
Milan Kraft	C	14	2000-04	207	41	41	82	52	8	0	0	0	2
Frantisek Kucera	D	26	2001	7	0	2	2	0	--	--	--	--	--
Joel Kwiatkowski	D	6	2007	1	0	0	0	0	--	--	--	--	--

Player	POS	#	YEARS	REGULAR SEASON					PLAYOFFS				
				GP	G	A	PTS	PIM	GP	G	A	PTS	PIM
Jim Kyte	D	3	1989-90	57	3	1	4	127	--	--	--	--	--
L													
Yvon Labre	D	15/20	1970-71/ 73-74	37	2	3	5	32	--	--	--	--	--
Dan LaCouture	LW	22/33	2001-03	137	8	13	21	157	5	0	0	0	2
Pete LaFramboise	LW	27	1975-76	35	5	13	18	8	9	1	0	1	0
Jean Guy Lagace	D	23/24	1968-69/ 72-75	106	4	20	24	119	--	--	--	--	--
Ron Lalonde	C	16	1972-74	106	10	20	30	16	--	--	--	--	--
Mitch Lamoureux	C	12	1983-85	70	12	9	21	59	--	--	--	--	--
Robert Lang	C	20	1997-02	345	103	158	261	96	45	7	12	19	6
Ted Lanyon	D	23/5	1967-68	5	0	0	0	4	--	--	--	--	--
Georges Laraque	RW	27	2007-08	88	4	11	15	159	17	1	2	3	4
Pierre Larouche	C	10	1974-77	240	119	134	253	99	15	2	9	11	2
Brad Lauer	LW	36/14	1995-96	21	4	1	5	6	12	1	1	2	4
Janne Laukkanen	D	5	2000-03	125	11	37	48	82	29	4	6	10	24
Kevin LaVallee	LW	16	1986-87	33	8	20	28	4	--	--	--	--	--
Jamie Leach	RW	20/27	1989-92	60	7	7	14	10	--	--	--	--	--
Steve Leach	RW	23	1999-00	56	2	3	5	24	--	--	--	--	--
Patrick Lebeau	LW	18	1998-99	8	1	0	1	2	--	--	--	--	--
Bill LeCaine	RW	17	1968-69	4	0	0	0	0	--	--	--	--	--
John LeClair	LW	10	2005-06	94	24	34	58	73	--	--	--	--	--
Doug Lecuyer	LW	23	1982	12	1	4	5	12	--	--	--	--	--
Peter Lee	RW	10	1977-83	431	114	131	245	257	19	0	8	8	4
Guillaume Lefebvre	LW	33/11	2003-06	21	2	4	6	9	--	--	--	--	--
Petteri Lehto	D	8	1984-85	6	0	0	0	4	--	--	--	--	--
Bob Leiter	C	23	1971-72	78	14	17	31	18	4	3	0	3	0
Alain Lemieux	C	11	1986-87	1	0	0	0	0	--	--	--	--	--
Mario Lemieux	C	66	1984-97/ 00-06	915	690	1033	1723	834	107	76	96	172	87
Jordan Leopold	D	4	2010	20	4	4	8	6	8	0	0	0	2
Francois Leroux	D	30/18	1995-97	165	2	14	16	356	33	1	3	4	34
Mark Letestu	C	38/10	2009-11	85	15	14	29	17	11	0	2	2	0
Nick Libett	LW	14	1979-81	121	20	18	38	18	5	1	1	2	0
Willy Lindstrom	RW	19	1985-87	131	24	30	54	36	--	--	--	--	--
Richard Lintner	D	6	2003	19	3	2	5	10	--	--	--	--	--
Troy Loney	LW	26/11/24	1983-93	532	69	100	169	980	66	8	14	22	97
Ross Lonsberry	LW	18	1978-81	236	56	73	129	150	17	2	3	5	13
Ben Lovejoy	D	65/6	2008-13	98	4	21	25	63	9	0	2	2	4
Darren Lowe	RW	35	1984	8	1	2	3	0	--	--	--	--	--
Bernie Lukowich	RW	11	1973-74	53	9	10	19	32	--	--	--	--	--
Brian Lundberg	D	2	1982-83	1	0	0	0	2	--	--	--	--	--
Ross Lupaschuk	D	34	2002	3	0	0	0	4	--	--	--	--	--
Gilles Lupien	D	2	1980-81	31	0	1	1	34	--	--	--	--	--
Jack Lynch	D	3	1972-74	64	1	25	26	61	--	--	--	--	--
Steve Lyon	D	5	1976-77	3	0	0	0	2	--	--	--	--	--
M													

Player	POS	#	YEARS	REGULAR SEASON					PLAYOFFS				
				GP	G	A	PTS	PIM	GP	G	A	PTS	PIM
Lowell MacDonald	LW	15/14/18	1970-78	328	140	166	306	60	15	6	4	10	8
Norm Maciver	D	37/22	1995	45	2	30	32	38	12	1	4	5	8
Rick MacLeish	LW	7/19	1981-83	46	13	17	30	30	5	1	1	2	0
Al MacNeil	D	3	1967-68	74	2	10	12	58	--	--	--	--	--
Pete Mahovlich	C	20/26	1977-79	117	39	75	114	76	2	0	1	1	0
Greg Malone	C	12	1976-83	495	143	221	364	496	18	3	5	8	32
Ryan Malone	LW	12	2003-08	299	87	82	169	301	25	6	10	16	25
Kent Manderville	C	47/26	2002-03	86	3	5	8	50	--	--	--	--	--
Jimmy Mann	RW	18	1987-88	9	0	0	0	53	--	--	--	--	--
Moe Mantha	D	20	1984-87	232	37	131	168	223	--	--	--	--	--
Paul Marshall	LW	20	1979-80	59	12	12	24	13	1	0	0	0	0
Dwight Mathiasen	RW	11/22/ 24/34	1986-88	33	1	7	8	18	--	--	--	--	--
Dick Mattiussi	LW	5	1967-69	44	0	4	4	32	--	--	--	--	--
Bryan Maxwell	D	16/5	1983-85	89	3	20	23	141	--	--	--	--	--
Pat Mayer	D	32	1987-88	1	0	0	0	4	--	--	--	--	--
Gary McAdam	LW	16	1979-81	140	27	40	67	95	12	3	3	6	9
Andrew McBain	RW	9	1989-90	41	5	9	14	51	--	--	--	--	--
Dunc McCallum	D	6/26	1967-71	185	14	35	49	228	10	1	2	3	12
Kevin McCarthy	D	24/25	1984-85	95	13	26	39	82	--	--	--	--	--
Kevin McClelland	C	18	1981-83	72	8	12	20	139	5	1	1	2	5
Keith McCreary	LW	10/21	1967-72	292	82	59	141	199	11	0	4	4	6
Ab McDonald	LW	20	1967-68	74	22	21	43	38	--	--	--	--	--
Colin McDonald	RW	38	2012	5	0	0	0	0	--	--	--	--	--
Joe McDonnell	D	2	1984-86	43	2	9	11	22	--	--	--	--	--
Al McDonough	RW	9	1972-74	152	56	74	130	46	4	0	1	1	0
Shawn McEachern	C/LW	15	1991-93/ 94-95	170	53	59	112	78	48	6	11	17	24
Jim McGeough	RW	16/22	1985-87	42	4	10	14	20	--	--	--	--	--
Jay McKee	D	74	2009-10	62	1	9	10	54	5	0	0	0	2
Steve McKenna	LW	23	2001/ 02-04	162	10	3	13	313	--	--	--	--	--
Brian McKenzie	LW	15	1971-72	6	1	1	2	4	--	--	--	--	--
Jim McKenzie	LW	33	1994-95	50	2	1	3	79	8	0	0	0	4
Dave McLlwin	C	19/26	1987-89/ 1996	108	14	14	28	48	9	0	1	1	6
Mike McMahan	D	26	1969-70	12	1	3	4	19	--	--	--	--	--
Bob McManama	D	15	1973-76	99	11	25	36	28	8	0	1	1	6
Marty McSorley	RW/D	4/33	1983-85/ 93-94	134	5	25	30	378	--	--	--	--	--
Mike Meeker	RW	8/16	1978-79	4	0	0	0	5	--	--	--	--	--
Ron Meighan	D	5	1982-83	41	2	6	8	16	--	--	--	--	--
Josef Melichar	D	2	2000-07	310	7	33	40	263	5	0	0	0	2
Eric Meloche	RW	72	2001-04	61	8	9	17	32	--	--	--	--	--
Zbynek Michalek	D	4	2010-12	135	7	25	32	54	13	0	2	2	0
Dave Michayluk	LW	34	1992	--	--	--	--	--	7	1	1	2	0
Kevin Miller	C	8	1996	13	6	5	11	4	18	3	2	5	8
Kip Miller	C	37	1998-01	154	26	46	72	38	13	2	7	9	19

Player	POS	#	YEARS	REGULAR SEASON					PLAYOFFS				
				GP	G	A	PTS	PIM	GP	G	A	PTS	PIM
Chris Minard	LW	39/32/23	2007-09	35	2	3	5	14	--	--	--	--	--
Dmitri Mironov	D	15	1995-96	87	4	36	40	112	15	0	1	1	10
Carl Mokosak	LW	31	1986-87	3	0	0	0	4	--	--	--	--	--
Hartland Monahan	RW	8	1977-78	7	2	0	2	2	--	--	--	--	--
Dominic Moore	C	18	2006-07	59	6	9	15	46	--	--	--	--	--
Ian Moran	D/RW	37/24	1995-03	433	19	44	63	281	61	1	6	7	20
Aleksey Morozov	RW	95	1997-04	451	84	135	219	98	39	4	5	9	8
Jim Morrison	D	26/27	1969-71	132	5	25	30	72	8	0	3	3	10
Lew Morrison	RW	16	1974-78	214	13	13	26	12	13	0	0	0	0
Brenden Morrow	LW	10	2013	15	6	8	14	19	14	2	2	4	8
Joe Mullen	RW	7	1990-95/ 96-97	379	153	172	325	101	62	16	15	31	20
Glenn Mulvena	C	45	1991	1	0	0	0	2	--	--	--	--	--
Paul Mulvey	LW	26	1981	27	1	7	8	76	--	--	--	--	--
Craig Muni	D	28	1996-97	64	0	4	4	36	3	0	0	0	0
Matt Murley	LW	22/17	2003-06	59	2	6	8	38	--	--	--	--	--
Larry Murphy	D	4/55	1990-95	336	78	223	301	213	74	15	57	72	73
Douglas Murray	D	3	2013	14	1	2	3	9	15	2	1	3	32
Glen Murray	RW	27	1995-97	135	25	26	51	81	18	2	6	8	10
Troy Murray	C	12	1995	13	0	2	2	23	12	2	1	3	12
N													
Markus Naslund	RW	14/29	1993-96	151	25	42	67	65	--	--	--	--	--
Alain Nasreddine	D	32	2005-08	56	1	4	5	30	--	--	--	--	--
Pat Neaton	D	36	1993	9	1	1	2	12	--	--	--	--	--
Petr Nedved	C	93	1995-97	154	78	92	170	134	23	11	12	23	28
Mike Needham	RW	45/39	1992-94	81	9	5	14	16	14	2	0	2	4
Todd Nelson	D	44	1991-92	1	0	0	0	0	--	--	--	--	--
Ville Nieminen	LW	10	2002-03	88	10	14	24	101	--	--	--	--	--
Ted Nolan	LW	25/34	1985-86	18	1	1	2	34	--	--	--	--	--
Simon Nolet	RW	9	1975-76	39	9	8	17	2	3	0	0	0	0
Niklas Nordgren	C	15	2006	15	0	0	0	4	--	--	--	--	--
Joe Noris	D	27	1971-72	35	2	5	7	36	--	--	--	--	--
Jeff Norton	D	4/25	2000-01	32	2	10	12	20	--	--	--	--	--
Hank Nowak	LW	27	1973-74	13	0	0	0	11	--	--	--	--	--
O													
Lyle Odelein	D	24	2005-06	27	0	1	1	50	--	--	--	--	--
Roman Oksiuta	RW	20	1997	7	0	0	0	4	--	--	--	--	--
Fredrik Olausson	D	23	1996-98	127	13	47	60	66	10	0	4	4	2
Eddie Olczyk	LW	27/16	1997-98	68	15	18	33	41	11	3	0	3	16
Krzysztof Oliwa	LW	29	2001-02	83	1	4	5	281	5	0	0	0	16
Tom O'Regan	C	8/12	1983-86	61	5	12	17	10	--	--	--	--	--
Cal O'Reilly	C	16	2012	6	0	1	1	0	--	--	--	--	--
Michel Ouellet	RW	59/7	2005-07	123	35	45	80	46	5	0	2	2	6
Dennis Owchar	D	25	1974-78	168	18	49	67	146	8	0	1	1	6
P													
Jim Paek	D	2/3	1990-94	170	4	26	30	117	27	1	4	5	8

Player	POS	#	YEARS	REGULAR SEASON					PLAYOFFS				
				GP	G	A	PTS	PIM	GP	G	A	PTS	PIM
Wilf Paiement	RW	9	1987-88	23	2	6	8	39	--	--	--	--	--
Ziggy Palffy	RW	33	2005-06	42	11	31	42	12	--	--	--	--	--
Bob Paradise	D	2/24	1973-75/ 77-79	203	7	33	40	209	8	0	1	1	17
Richard Park	C	26/76/12	1994- 97/11-12	112	11	14	25	50	6	0	1	1	4
Ed Patterson	RW	44	1993-96	68	3	3	6	56	--	--	--	--	--
Mel Pearson	C/LW	23	1967-68	2	0	1	1	0	--	--	--	--	--
Barry Pederson	C	10	1990-91	84	10	26	36	50	--	--	--	--	--
Janne Pesonen	LW	20	2008-09	7	0	0	0	0	--	--	--	--	--
Toby Petersen	C	17	2000-02	91	10	16	26	8	--	--	--	--	--
Ronald Petrovicky	RW	26	2006-07	31	3	3	6	28	3	0	0	0	2
Alexandre Picard	D	54	2011	17	0	4	4	4	--	--	--	--	--
Lasse Pirjeta	C	11	2004-06	38	10	9	19	18	--	--	--	--	--
Domenic Pittis	C	23	1996	1	0	0	0	0	--	--	--	--	--
Steve Poapst	D	3	2005	21	0	4	4	10	--	--	--	--	--
Greg Polis	LW	22	1970-74	256	88	70	158	146	4	0	2	2	0
Alexei Ponikarovsky	LW	23	2010	16	2	7	9	17	11	1	4	5	4
Peter Popovic	D	34	1999-00	54	1	5	6	30	10	0	0	0	10
Corey Potter	D	42	2011	1	0	0	0	0	--	--	--	--	--
Kelly Pratt	RW	12	1974-75	22	0	6	6	15	--	--	--	--	--
Tracy Pratt	D	6/11	1968-70	83	5	12	17	158	10	0	1	1	51
Dean Prentice	LW	20	1969-71	144	47	42	89	32	10	2	5	7	8
Noel Price	D	4	1967-69	143	8	45	53	109	--	--	--	--	--
Pat Price	D	2	1980-82	128	8	52	60	459	10	1	1	2	49
Tom Price	D	6/25/28	1977-79	19	0	2	2	8	--	--	--	--	--
Ken Priestlay	C	18	1991-92	51	2	9	11	4	--	--	--	--	--
Wayne Primeau	C	15	2001-03	131	9	24	33	127	18	1	3	4	2
Sean Pronger	C	12	1998	7	1	0	1	2	5	0	0	0	4
Jean Pronovost	RW	19	1968-78	753	316	287	603	306	29	9	9	18	12
Jamie Pushor	D	3/4	2002-03	91	3	3	6	106	--	--	--	--	--
Q													
Dan Quinn	C	10/14/9	1986-90/ 96	270	111	165	276	224	11	6	3	9	10
R													
Mike Ramsey	D	6	1993-94	77	3	4	7	30	13	0	6	6	4
Mark Recchi	RW	18/8	1988-92/ 2005-07	389	154	231	385	238	29	10	28	38	33
Dylan Reese	D	42	2013	3	0	0	0	0	--	--	--	--	--
Stephane Richer	RW	44	2001-02	58	13	12	25	14	--	--	--	--	--
Gary Rissling	RW	10/15/ 20/23	1981-85	184	20	26	46	832	5	0	1	1	4
Jani Rita	RW	28	2006	30	3	4	7	4	--	--	--	--	--
Bob Rivard	LW	19	1967-68	27	5	12	17	4	--	--	--	--	--
Rene Robert	C	14	1971-72	49	7	11	18	42	--	--	--	--	--
Gary Roberts	LW	10	2007-08	57	10	18	28	66	16	4	4	8	34
Gord Roberts	D	14/28	1990-92	134	5	34	39	157	43	1	4	5	95
Luc Robitaille	LW	20	1994-95	46	23	19	42	37	12	7	4	11	26

Player	POS	#	YEARS	REGULAR SEASON					PLAYOFFS				
				GP	G	A	PTS	PIM	GP	G	A	PTS	PIM
Randy Robitaille	C	22	2002-03	81	15	32	47	24	--	--	--	--	--
Dave Roche	LW	51	1995-97	132	12	12	24	285	16	2	7	9	26
Tom Roulston	RW	12/18	1984-86	58	11	17	28	10	--	--	--	--	--
Mike Rowe	D	5/33	1984-87	11	0	0	0	11	--	--	--	--	--
Andre Roy	RW	36	2005-06	47	2	1	3	128	--	--	--	--	--
Michal Rozsival	D	28	1999-05	237	18	47	65	161	2	0	0	0	4
Duane Rupp	D	2	1969-74	265	21	83	104	170	10	2	2	4	8
Mike Rupp	RW	17	2009-11	162	22	14	36	244	18	1	1	2	12
Terry Ruskowski	LW	8	1985-87	143	40	74	114	309	--	--	--	--	--
Jarkko Ruutu	LW	37	2006-08	152	13	19	32	263	25	2	1	3	36
S													
Rocky Saganuik	RW	28/11/33	1983-84	29	1	3	4	37	--	--	--	--	--
Kjell Samuelsson	D	23/28	1992-95	183	10	22	32	312	44	0	7	7	72
Mikael Samuelsson	RW	37	2003	22	2	0	2	8	--	--	--	--	--
Ulf Samuelsson	D	5	1991-95	277	11	83	94	804	66	4	12	16	123
Derek Sanderson	C	16	1978	13	3	1	4	0	--	--	--	--	--
Tomas Sandstrom	RW	17	1994-97	172	71	84	155	168	36	7	5	12	50
Grant Sasser	C	19	1983-84	3	0	0	0	0	--	--	--	--	--
Miroslav Satan	RW	81	2008-09	65	17	19	36	36	17	1	5	6	11
Glen Sather	LW	16	1969-71	122	20	17	37	210	10	0	2	2	17
Ryan Savoia	C	18	1998	3	0	0	0	0	--	--	--	--	--
Ken Schinkel	RW	12	1967-73	371	93	143	236	88	13	6	1	7	4
Norm Schmidt	D	3/25	1983-88	125	23	33	56	73	--	--	--	--	--
Ron Schock	C	17	1969-77	619	124	280	404	201	29	2	12	14	23
Dwight Schofield	D	4	1986-87	25	1	6	7	59	--	--	--	--	--
Dave Schultz	LW	8	1977-79	113	13	34	47	535	--	--	--	--	--
Rod Schutt	LW	23/27	1978-84	278	77	92	169	177	22	8	6	14	26
Jeff Serowik	D	48/16	1998-99	26	0	6	6	16	--	--	--	--	--
Eddie Shack	LW	23/24	1972-73	92	30	29	59	96	4	0	1	1	15
Doug Shedden	RW	14	1981-86	332	123	159	282	148	--	--	--	--	--
Gregg Sheppard	C	20/19	1978-82	241	50	73	123	113	17	4	7	11	2
Jim Shires	LW	27	1973	18	1	2	3	2	--	--	--	--	--
Jon Sim	LW	39	2004	15	2	3	5	6	--	--	--	--	--
Roman Simicek	C	15	2000-01	29	3	6	9	30	--	--	--	--	--
Charlie Simmer	RW	13/16	1988-89	50	11	17	28	24	--	--	--	--	--
Bob Simpson	LW	28/33	1981-83	30	10	9	19	4	2	0	0	0	0
Craig Simpson	RW	18	1985-88	169	50	55	105	140	--	--	--	--	--
Reid Simpson	LW	33	2003-04	2	0	0	0	17	--	--	--	--	--
Ville Siren	D	5	1984-88	199	11	45	56	158	--	--	--	--	--
Michal Sivek	C	47/22	2002-03	38	3	3	6	14	--	--	--	--	--
Martin Skoula	D	41	2009-10	33	3	5	8	6	--	--	--	--	--
Pavel Skrbek	D	46	1999	4	0	0	0	2	--	--	--	--	--
John Slaney	D	32	1999-00	29	1	4	5	10	2	1	0	1	2
Jiri Slegr	D	71	1997-01	252	24	62	86	337	29	3	10	13	33
Doug Smith	C	15	1990	10	1	1	2	25	--	--	--	--	--
Nathan Smith	C	41	2008	13	0	0	0	2	--	--	--	--	--
Trevor Smith	LW	23	2013	1	0	0	0	0	--	--	--	--	--

Player	POS	#	YEARS	REGULAR SEASON					PLAYOFFS				
				GP	G	A	PTS	PIM	GP	G	A	PTS	PIM
Bryan Smolinski	C	8/20	1995-96	81	24	40	64	69	18	5	4	9	10
Carl Sneepe	D	59	2011	1	0	1	1	0	--	--	--	--	--
Ron Snell	RW	14/16	1968-70	7	3	2	5	6	--	--	--	--	--
Ted Snell	RW	10	1973-74	55	4	12	16	8	--	--	--	--	--
Martin Sonnenberg	LW	45/12	1998-02	58	2	3	5	19	7	0	0	0	0
Billy Speer	D	25/23/17	1967-69	102	4	17	21	71	--	--	--	--	--
Brian Spencer	LW	22	1977-78	86	9	11	20	81	--	--	--	--	--
Jordan Staal	C	11	2006-12	431	120	128	248	231	73	23	13	36	34
Ron Stackhouse	D	28/3	1973-82	621	66	277	343	547	32	5	8	13	38
Paul Stanton	D	22/23	1990-93	206	11	38	49	199	44	2	10	12	66
Mike Stapleton	C	26	1992-94	136	11	13	24	28	4	0	0	0	0
Brett Sterling	LW	12	2011	7	3	2	5	16	--	--	--	--	--
Kevin Stevens	LW	25	1987-95/ 2001	522	260	295	555	1048	103	46	60	106	170
Bob Stewart	D	8	1079-80	65	3	7	10	52	5	1	1	2	2
John Stewart	LW	20/23/25	1970-72	40	4	9	13	32	--	--	--	--	--
Karl Stewart	C	17	2006	3	0	0	0	2	--	--	--	--	--
Andre St. Laurent	C	34	1982-83	96	23	14	37	130	5	2	1	3	8
Alek Stojanov	LW	11/25	1996-98	45	2	4	6	86	9	0	0	0	19
Ryan Stone	LW	33	2007-09	8	0	1	1	7	--	--	--	--	--
Blaine Stoughton	RW	12	1973-74	34	5	6	11	8	--	--	--	--	--
Brian Strait	D	37	2011-12	12	0	1	1	4	3	0	0	0	0
Martin Straka	LW	82	1992-95/ 97-03	560	165	277	442	215	65	19	27	46	30
Art Stratton	LW	7	1967-68	58	16	21	37	16	--	--	--	--	--
Martin Strbak	D	6	2003-04	44	3	11	14	38	--	--	--	--	--
Bob Stumpf	D	29	1975	3	0	0	0	0	--	--	--	--	--
Steve Sullivan	LW	26	2011-12	79	17	31	48	20	6	2	4	6	4
Tomas Surovy	LW	43	2002-06	126	27	32	59	71	--	--	--	--	--
Rich Sutter	RW	9/23	1982-84	9	0	0	0	0	--	--	--	--	--
Gary Swain	LW	24	1968-69	9	1	1	2	0	--	--	--	--	--
George Swarbrick	RW	10/15	1969-70	31	1	7	8	36	--	--	--	--	--
Darryl Sydor	D	5	2007-08	82	2	13	15	28	4	0	0	0	2
Petr Sykora	RW	17	2007-09	157	53	56	109	77	27	6	4	10	16
T													
Jeff Taffe	LW	38/22	2007-09	53	5	9	14	10	--	--	--	--	--
Maxime Talbot	C	26/25	2005-11	388	52	56	108	324	66	14	19	33	87
Peter Taglianetti	D	32	1990-92/ 93-95	167	7	28	35	338	39	1	7	8	83
Dale Tallon	D	4/19	1978-80	95	10	33	43	53	4	0	0	0	4
Chris Tamer	D	2	1993-98	253	8	21	29	588	37	0	8	8	52
Eric Tangradi	LW	56/26/25	2010-13	45	1	4	5	26	3	0	1	1	0
Tony Tanti	RW	9	1990-91	83	20	30	50	66	--	--	--	--	--
Dick Tarnstrom	D	32	2002-06	174	28	75	103	140	--	--	--	--	--
Mark Taylor	C	16	1983-85	106	31	41	72	43	--	--	--	--	--
Greg Tebbutt	D	34	1983-84	24	0	2	2	31	--	--	--	--	--
Bill Thomas	RW	37	2008-09	16	2	1	3	2	--	--	--	--	--
Errol Thompson	LW	6	1981-82	34	6	8	14	12	--	--	--	--	--

Player	POS	#	YEARS	REGULAR SEASON					PLAYOFFS				
				GP	G	A	PTS	PIM	GP	G	A	PTS	PIM
Chris Thorburn	C	22	2006-07	39	3	2	5	69	--	--	--	--	--
Tom Thornbury	D	34	1983-84	14	1	8	9	16	--	--	--	--	--
Billy Tibbetts	RW	12	2000-02	62	2	7	9	188	--	--	--	--	--
Dave Tippett	LW/C	14	1992-93	74	6	19	25	56	12	1	4	5	14
German Titov	LW	9	1998-00	135	28	70	98	68	11	3	5	8	4
Rick Tocchet	RW	92/22	1992-94	150	76	103	179	435	32	15	22	37	68
Jeff Toms	C	46/9	2002	14	2	1	3	4	--	--	--	--	--
Tim Tookey	C	11	1983-84	8	0	2	2	2	--	--	--	--	--
Dan Trebil	D	3/23	2000	19	1	0	1	7	--	--	--	--	--
Bryan Trottier	C	19	1990-92/ 93-94	156	24	48	72	114	46	7	7	14	57
Ian Turnbull	D	7	1982-83	6	0	0	0	4	--	--	--	--	--
U													
Gene Ubriaco	LW/C	11	1967-69	114	33	26	59	30	--	--	--	--	--
V													
Garry Valk	LW	26/8/18	1997-98	56	5	5	10	58	--	--	--	--	--
Wayne Van Dorp	LW	22	1987-88	25	1	3	4	75	--	--	--	--	--
Ed Van Impe	D	2	1976-77	22	0	8	8	22	3	0	1	1	2
Ryan Vandenbussche	RW	37	2005-06	20	1	0	1	42	--	--	--	--	--
Vladimir Vujtek	LW	19	2002	5	0	1	1	0	--	--	--	--	--
W													
Tim Wallace	RW	63/22	2008-11	24	0	2	2	12	--	--	--	--	--
Bryan Watson	D	5	1969-74	304	8	57	65	871	14	0	0	0	38
Steve Webb	RW	18	2003	5	0	0	0	2	--	--	--	--	--
Wally Weir	D	23	1985	14	0	3	3	34	--	--	--	--	--
Noah Welch	D	4	2005-07	27	2	4	6	24	--	--	--	--	--
Chris Wells	C	12	1995-96	54	2	2	4	59	--	--	--	--	--
Brad Werenka	D	5	1997-00	213	12	41	53	208	19	2	1	3	14
Ryan Whitney	D	6/19	2005-09	253	34	116	150	223	25	2	6	8	31
Jim Wiley	C	8	1972-74	26	0	4	4	2	--	--	--	--	--
Barry Wilkins	D	5	1974-76	134	5	56	61	203	6	0	1	1	4
Neil Wilkinson	D	6	1995-99	122	4	14	18	169	20	0	1	1	18
Jason Williams	C	19	2011-12	8	1	1	2	4	--	--	--	--	--
Landon Wilson	RW	26	2004	19	5	1	6	31	--	--	--	--	--
Mike Wilson	D	6/4	2001-02	21	1	1	2	17	--	--	--	--	--
Mitch Wilson	C	33	1986-87	17	2	1	3	83	--	--	--	--	--
Bennett Wolf	D	3/6/16	1980-83	30	0	1	1	133	--	--	--	--	--
Jason Woolley	D	22	1996-97	57	6	30	36	28	5	0	3	3	0
Bob Woytowich	D	3/20/23	1968-72	248	22	71	93	149	10	1	2	3	2
Tyler Wright	C	29	1996-00	238	17	16	33	317	30	3	2	5	40
X													
Y													
Harry York	C	32	1998	2	0	0	0	0	--	--	--	--	--
Scott Young	RW/LW	6/34	1990-91	43	11	16	27	33	17	1	6	7	2
Warren Young	LW	11/35	1983-85/ 86-88	152	49	52	101	311	--	--	--	--	--

Player	POS	#	YEARS	REGULAR SEASON					PLAYOFFS				
				GP	G	A	PTS	PIM	GP	G	A	PTS	PIM
Z													
Rod Zaine	C	24	1970-71	37	8	5	13	21	--	--	--	--	--
Zarley Zalapski	D	33	1987-91	190	33	102	135	160	11	1	8	9	13
Richard Zemlak	RW	18	1988-90	50	1	5	6	178	1	0	0	0	10
Mike Zigomanis	C	15	2008-09	22	2	4	6	27	--	--	--	--	--
Sergei Zubov	D	3/56	1995-96	64	11	55	66	22	18	1	14	15	26

GOALTENDERS

Player	POS	#	YEARS	REGULAR SEASON					PLAYOFFS				
				GP	W	L	T	GAA	GP	W	L	T	GAA
A													
Jean-Sebastien Aubin	G	30	1998-04	168	63	72	11	2.90	1	0	0	--	0.00
B													
Tom Barrasso	G	31/35	1988-00	460	226	153	53	3.27	101	56	42	--	2.91
Hank Bassen	G	1	1967-68	25	7	10	3	2.86	--	--	--	--	--
Les Binkley	G	30	1967-72	196	58	94	34	3.12	7	5	2	--	2.10
Martin Brochu	G	50	2003-04	1	0	0	0	1.82	--	--	--	--	--
Andy Brown	G	29/30	1973-74	45	16	20	6	3.78	--	--	--	--	--
C													
Sebastien Caron	G	31	2002-06	90	24	47	12	3.49	--	--	--	--	--
Alain Chevrier	G	30	1990	3	1	2	0	5.06	--	--	--	--	--
Andy Chiodo	G	40	2003-06	8	3	4	1	3.46	--	--	--	--	--
Ty Conklin	G	35	2007-08	33	18	8	5	2.51	--	--	--	--	--
John Curry	G	1/36	2008-10	4	2	2	0	3.79	--	--	--	--	--
D													
Joe Daley	G	1	1967-70	38	11	18	6	3.16	--	--	--	--	--
Philippe DeRouville	G	30	1994-97	3	1	2	0	3.16	--	--	--	--	--
Michel Dion	G	29	1981-85	151	42	79	20	4.28	5	2	3	--	4.34
Rob Dopson	G	1	1993-94	2	0	0	0	4.00	--	--	--	--	--
E													
Gary Edwards	G	30	1982	6	3	2	1	3.67	--	--	--	--	--
Marv Edwards	G	30	1968-69	1	0	1	0	3.00	--	--	--	--	--
Roy Edwards	G	1	1971-72	15	2	8	4	2.55	--	--	--	--	--

Player	POS	#	YEARS	REGULAR SEASON					PLAYOFFS				
				GP	W	L	T	GAA	GP	W	L	T	GAA
F													
Brian Ford	G	31	1984-85	8	2	6	0	6.30	--	--	--	--	--
G													
Mathieu Garon	G	32	2009	4	2	1	0	2.91	1	0	0	--	0.00
Steve Guenette	G	1/30	1986-89	32	17	15	0	3.71	--	--	--	--	--
H													
Paul Harrison	G	1	1981-82	13	3	7	0	5.49	--	--	--	--	--
Johan Hedberg	G	1	2001-03	116	46	57	12	2.88	18	9	9	--	2.30
Denis Herron	G	1/29	1972-75/ 76-79/ 82-86	290	88	133	44	3.87	10	3	7	--	3.49
Paul Hoganson	G	1	1970-71	2	0	1	0	7.37	--	--	--	--	--
Rob Holland	G	1	1979-81	44	11	22	9	4.08	--	--	--	--	--
I													
Gary Inness	G	29/30	1973-76	100	39	37	13	3.34	9	5	4	--	2.67
J													
Bob Johnson	G	1	1974-75	12	3	4	1	5.04	--	--	--	--	--
Brent Johnson	G	1	2009-12	62	29	18	6	2.61	3	0	0	--	4.94
K													
L													
Patrick Lalime	G	40	1996-97	39	21	12	2	2.94	--	--	--	--	--
Gordon Laxton	G	1/30	1975-79	17	4	9	0	5.55	--	--	--	--	--
M													
Gilles Meloche	G	27	1985-88	104	34	43	17	3.65	--	--	--	--	--
Greg Millen	G	29	1978-81	135	57	56	18	3.83	10	4	6	--	3.84
N													
Cam Newton	G	1/30	1970-71/ 72-73	16	4	7	1	3.76	--	--	--	--	--
O													
P													
Rich Parent	G	31	2000-01	7	1	1	3	3.07	--	--	--	--	--
Frank Pietrangelo	G	40	1987-92	87	34	32	3	4.13	5	4	1	--	3.13
Michel Plasse	G	31	1975-76	75	33	24	14	3.59	3	1	2	--	2.67
Q													
R													
Greg Redquest	G	25	1977-78	1	0	0	0	13.85	--	--	--	--	--
Nick Ricci	G	31	1979-83	19	7	12	0	4.36	--	--	--	--	--
Pat Riffin	G	1	1987-88	39	15	14	7	3.64	--	--	--	--	--
Roberto Romano	G	30/35	1982-87/ 93-94	125	46	62	8	3.96	--	--	--	--	--

Player	POS	#	YEARS	REGULAR SEASON					PLAYOFFS				
				GP	W	L	T	GAA	GP	W	L	T	GAA
Jim Rutherford	G	1/29	1971-74	115	44	49	14	3.14	4	0	4	--	3.50
S													
Dany Sabourin	G	30	2005-06/ 07-09	44	16	18	3	2.88	--	--	--	--	--
Peter Skudra	G	1	1997-00	74	26	22	11	2.65	1	0	0	0	3.00
Al Smith	G	29	1969-71	92	24	42	17	3.07	3	1	2	--	3.33
Garth Snow	G	34	2000-01	35	14	15	4	2.98	--	--	--	--	--
T													
Rick Tabaracci	G	31	1988-89	1	0	0	0	7.27	--	--	--	--	--
Bob Taylor	G	30	1976	2	0	1	0	5.38	--	--	--	--	--
Jocelyn Thibault	G	41	2005-07	38	8	17	5	3.52	1	0	0	0	0.00
Brad Thiessen	G	39	2012	5	3	1	0	3.72	--	--	--	--	--
Vincent Tremblay	G	31	1983-84	4	0	4	0	6.00	--	--	--	--	--
Ron Tugnutt	G	31	2000	7	4	2	0	2.41	11	6	5	--	1.77
U													
V													
W													
Dunc Wilson	G	29	1976-78	66	23	30	11	3.53	--	--	--	--	--
Ken Wregget	G	31	1992-98	212	104	67	21	3.29	26	13	12	--	2.86
X													
Y													
Wendell Young	G	1	1988-92/ 95	111	42	47	5	4.14	1	0	0	--	1.54
Z													

GOALTENDERS

ALL-TIME STATISTICS

NAME	GP	MP	GA	SO	GAA	W	L	T/OT	SV	SV%
Alexander Pechurskiy	1	36	1	0	1.67	0	0	0	13	.923
Martin Brochu	1	33	1	0	1.82	0	0	0	18	.947
Ron Tugnutt	7	374	15	0	2.41	4	2	0	182	.924
Tomas Vokoun	20	1,029	42	3	2.45	13	4	0	477	.919
Ty Conklin	33	1,866	78	2	2.51	18	8	5	935	.923
Roy Edwards	15	847	36	0	2.55	2	8	4	355	.908
Brent Johnson	62	3,216	140	1	2.61	29	18	6	1,364	.907
Peter Skudra	74	3,687	163	4	2.65	26	22	11	1,374	.894
Marc-Andre Fleury	467	26,615	1,178	23	2.66	249	151	41	11,858	.910
Hank Bassen	25	1,299	62	1	2.86	7	10	3	616	.909
Johan Hedberg	116	6,832	328	7	2.88	46	57	12	2,973	.901
Dany Sabourin	44	2,252	108	2	2.88	16	18	3	1,073	.899
Mathieu Garon	4	205	10	0	2.91	2	1	0	94	.894
Jean-Sebastien Aubin	168	8,888	432	6	2.92	63	72	11	3,937	.901
Patrick Lalime	39	2,058	101	3	2.94	21	12	2	1,065	.913
Garth Snow	35	2,032	101	3	2.98	14	15	4	913	.900
Marv Edwards	1	60	3	0	3.00	0	1	0	30	.909
Rich Parent	7	332	17	0	3.07	1	1	3	133	.887
Al Smith	92	5,027	257	4	3.07	24	42	17	2,777	.899
Les Binkley	196	11,046	575	11	3.12	58	94	34	5,022	.897
Jim Rutherford	115	6,252	327	4	3.14	44	49	14	2,915	.899
Joe Daley	38	2,143	113	2	3.16	11	18	6	1,094	.906
Philippe DeRouville	3	119	9	0	3.16	1	2	0	84	.903
Tom Barrasso	460	25,879	1409	22	3.27	226	153	53	12,070	.895
Ken Wregget	212	11,737	644	6	3.29	104	67	21	5,640	.898
Gary Inness	100	5,366	299	2	3.34	39	37	13	2,591	.897
Andy Chiodo	8	486	28	0	3.46	3	4	1	238	.892
Sebastien Caron	90	4,933	287	4	3.49	24	47	12	2,653	.892
Jocelyn Thibault	38	1,908	112	1	3.52	8	17	5	1,004	.890
Dunc Wilson	66	3,807	224	5	3.53	23	30	11	1,750	.887
Michel Plasse	75	4,190	251	2	3.59	33	24	14	2,013	.889
Pat Riffin	39	2,157	131	0	3.64	15	14	7	916	.868
Gilles Meloche	104	5,726	348	0	3.65	34	43	17	2,491	.865
Gary Edwards	6	360	22	1	3.67	3	2	1	171	.886
Steve Guenette	32	1,779	110	1	3.71	17	15	0	832	.883
Brad Thiessen	5	258	16	0	3.72	3	1	0	97	.858
Cam Newton	16	814	51	0	3.76	4	7	1	360	.876
Andy Brown	45	2,476	156	1	3.78	16	20	6	1,126	.878
John Curry	4	174	11	0	3.79	2	2	0	83	.868
Greg Millen	135	7,839	501	4	3.83	57	56	18	3,482	.874

continued on page 201

continued from page 200

ALL-TIME STATISTICS

NAME	GP	MP	GA	SO	GAA	W	L	T/OT	SV	SV%
Denis Herron	290	16,105	1040	6	3.87	88	133	44	8,072	.886
Roberto Romano	125	7,051	465	4	3.96	46	62	8	3,407	.880
Rob Dopson	2	45	3	0	4.00	0	0	0	20	.870
Rob Holland	44	2,513	171	1	4.08	11	22	9	1,060	.861
Frank Pietrangelo	87	4,478	308	1	4.13	34	32	3	2,125	.873
Wendell Young	111	5,576	385	1	4.14	42	47	5	2,710	.876
Michel Dion	151	8,477	605	0	4.28	42	79	20	3,998	.855
Nick Ricci	19	1,087	79	0	4.36	7	12	0	474	.857
Bob Johnson	12	476	40	0	5.04	3	4	1	237	.856
Alain Chevrier	3	166	14	0	5.06	1	2	0	75	.843
Bob Taylor	2	78	7	0	5.38	0	1	0	41	.837
Paul Harrison	13	700	64	0	5.49	3	7	0	288	.816
Gordon Laxton	17	800	74	0	5.55	4	9	0	359	.829
Vincent Tremblay	4	240	24	0	6.00	0	4	0	117	.830
Brian Ford	8	457	48	0	6.30	2	6	0	248	.838
Rick Tabaracci	1	33	4	0	7.27	0	0	0	17	.810
Paul Hoganson	2	57	7	0	7.37	0	1	0	21	.750
Greg Redquest	1	13	3	0	13.85	0	0	0	2	.400

TEAM OPERATIONS

GENERAL MANAGERS

NAME	DATES	GP	W	L	T	OT	OTL	PTS	PCT
Jack Riley*	6/6/67 to 5/1/70	226	73	117	36	--	--	182	.403
Red Kelly	5/1/70 to 1/29/72	126	33	64	29	--	--	95	.377
Jack Riley*	1/29/72 to 1/13/74	149	57	73	19	--	--	133	.446
Jack Button	1/13/74 to 7/1/75	117	54	44	19	--	--	127	.543
Wren Blair	7/1/75 to 12/3/76	105	44	44	17	--	--	105	.500
Baz Bastien	12/3/76 to 3/15/83	527	193	248	86	--	--	472	.448
NO GM	3/16/83 to 4/3/83	8	2	5	1	--	--	5	.313
Ed Johnston	5/27/83 to 4/14/88	400	140	220	40	--	--	320	.400
Tony Esposito	4/14/88 to 12/5/89	106	50	47	9	--	--	109	.514
Craig Patrick	12/5/89 to 4/20/06	1250	575	511	127	14	23	1314	.526
Ray Shero	5/25/06 to Present	540	322	169	--	49	--	693	.642
*Jack Riley's Combined Record		375	130	190	55	--	--	315	.420

HEAD COACHES

NAME	DATES	GP	W	L	T	OT	OTL	PTS	PCT
Red Sullivan	6/6/67 to 3/31/69	150	47	79	24	--	--	118	.393
Red Kelly	7/2/69 to 1/13/73	274	90	132	52	--	--	232	.423
Ken Schinkel*	1/13/73 to 2/6/74	86	29	49	8	--	--	66	.384
Marc Boileau	2/6/74 to 1/17/76	151	66	61	24	--	--	156	.517
Ken Schinkel*	1/17/76 to 5/19/77	117	54	43	20	--	--	128	.547
Johnny Wilson	6/13/77 to 5/8/80	240	91	105	44	--	--	226	.471
Ed Johnston**	7/15/80 to 7/20/83	240	79	126	35	--	--	193	.402
Lou Angotti	7/20/83 to 6/4/84	80	16	58	6	--	--	38	.238
Bob Berry	6/4/84 to 4/13/87	240	88	127	25	--	--	201	.419
Pierre Creamer	6/4/87 to 6/14/88	80	36	35	9	--	--	81	.506
Gene Ubriaco	6/28/88 to 12/5/89	106	50	47	9	--	--	109	.514
Craig Patrick***	12/5/89 to 6/12/90	54	22	26	6	--	--	50	.463
Bob Johnson	6/12/90 to 10/1/91	80	41	33	6	--	--	88	.550
Scotty Bowman	10/1/91 to 5/28/93	164	95	53	16	--	--	206	.628
Ed Johnston**	6/22/93 to 3/3/97	276	153	98	25	--	--	331	.600
Craig Patrick***	3/3/97 to 4/26/97	20	7	10	3	--	--	17	.425
Kevin Constantine	6/14/97 to 12/9/99	189	86	67	35	--	4	211	.558
Herb Brooks	12/9/99 to 5/9/00	57	29	24	5	--	2	65	.570
Ivan Hlinka	6/21/00 to 10/14/01	86	42	32	9	--	3	96	.558
Rick Kehoe	10/14/01 to 4/15/03	160	55	81	14	--	10	134	.419
Eddie Olczyk	10/10/03 to 12/15/05	113	31	64	8	6	4	80	.354
Michel Therrien	12/15/05 to 2/15/09	272	135	105	--	32	--	302	.555
Dan Bylsma	2/15/09 to Present	319	201	93	--	25	--	427	.669

(Starting in 2005-06, ties were eliminated. Wins include overtime victories and shootout wins, OT includes overtime defeats and shootout losses)

*Ken Schinkel's Combined Record	203	83	92	28	--	--	194	.478
**Ed Johnston's Combined Record	516	232	224	60	--	--	524	.508
***Craig Patrick's Combined Record	74	29	36	9	--	--	67	.453

COACHES YEARLY

Year	Coach	GP	W	L	T	PTS	GF	GA	PCT
1967-68	Red Sullivan	74	27	34	13	67	195	216	.453
	Home	37	15	12	10	40	115	101	.541
	Road	37	12	22	3	27	80	115	.365
<i>Fifth in Western Division - 10th of 12 teams - Did not make playoffs</i>									
1968-69	Red Sullivan	76	20	45	11	51	189	252	.336
	Home	38	12	20	6	30	99	113	.395
	Road	38	8	25	5	21	90	139	.276
<i>Fifth in Western Division - 11th of 12 teams - Did not make playoffs</i>									
1969-70	Red Kelly	76	26	38	12	64	182	238	.421
	Home	38	17	13	8	42	105	108	.553
	Road	38	9	25	4	22	77	130	.289
<i>Second in Western Division - 7th of 12 teams Eliminated Oakland, 4-0, in Quarterfinals; Lost to St. Louis, 4-2, in Semifinals</i>									
1970-71	Red Kelly	78	21	37	20	62	221	240	.397
	Home	39	18	12	9	45	126	92	.576
	Road	39	3	25	11	17	95	148	.218
<i>Sixth in Western Division - 11th of 14 teams - Did not make playoffs</i>									
1971-72	Red Kelly	78	26	38	14	66	220	258	.423
	Home	39	18	15	6	42	132	125	.538
	Road	39	8	23	8	24	88	133	.308
<i>Fourth in Western Division - 9th of 14 teams - Lost to Chicago, 4-0, in Quarterfinals</i>									
1972-73	TOTAL	78	32	37	9	73	257	265	.468
	Red Kelly	42	17	19	6	40	144	137	.476
	Ken Schinkel	36	15	18	3	33	113	128	.458
	Home	39	24	11	4	52	150	104	.667
	Road	39	8	26	5	21	107	161	.269
<i>Ken Schinkel Replaced Red Kelly on Jan. 13, 1973 Fifth in Western Division - 10th of 16 teams - Did not make playoffs</i>									
1973-74	TOTAL	78	28	41	9	65	242	273	.417
	Ken Schinkel	50	14	31	5	33	138	185	.330
	Marc Boileau	28	14	10	4	32	104	88	.571
	Home	39	15	18	6	36	124	116	.462
	Road	39	13	23	3	29	118	157	.371
<i>Marc Boileau replaced Ken Schinkel on Feb. 6, 1974 Fifth in Western Division - 11th of 16 teams - Did not make playoffs</i>									
1974-75	Marc Boileau	80	37	28	15	89	326	289	.556
	Home	40	25	5	10	60	192	113	.750
	Road	40	12	23	5	29	134	176	.363
<i>Third in Norris Division - 6th of 18 teams Eliminated St. Louis, 2-0, in Preliminary Round; Lost to NY Islanders, 4-3, in Quarterfinals</i>									

Year	Coach	GP	W	L	T	PTS	GF	GA	PCT
1975-76	TOTAL	80	35	33	12	82	339	303	.513
	Marc Boileau	43	15	23	5	35	161	181	.407
	Ken Schinkel	37	20	10	7	47	178	122	.635
	Home	40	23	11	6	52	196	137	.650
	Road	40	12	22	6	30	143	166	.375
<i>Ken Schinkel replaced Marc Boileau on Jan. 17, 1976; Third in Norris Division - 8th of 18 teams - Lost to Toronto, 2-1, in Preliminary Round</i>									
1976-77	Ken Schinkel	80	34	33	13	81	240	252	.506
	Home	40	22	12	6	50	139	119	.625
	Road	40	12	21	7	31	101	133	.386
<i>Third in Norris Division - 7th of 18 teams - Lost to Toronto, 2-1, in Preliminary Round</i>									
1977-78	Johnny Wilson	80	25	37	18	68	254	321	.425
	Home	40	16	15	9	41	143	147	.513
	Road	40	9	22	9	27	111	174	.338
<i>Fourth in Norris Division - 12th of 18 teams - Did not make playoffs</i>									
1978-79	Johnny Wilson	80	36	31	13	85	281	279	.531
	Home	40	23	12	5	51	152	120	.638
	Road	40	13	19	8	34	129	159	.425
<i>Second in Norris Division - 8th of 18 teams - Eliminated Buffalo, 2-1, in Preliminary Round; Lost to Boston, 4-0, in Quarterfinals</i>									
1979-80	Johnny Wilson	80	30	37	13	73	251	303	.456
	Home	40	20	13	7	47	145	134	.588
	Road	40	10	24	6	26	106	169	.325
<i>Third in Norris Division - 13th of 21 teams - Lost to Boston, 3-2, in Preliminary Round</i>									
1980-81	Ed Johnston	80	30	37	13	73	302	345	.456
	Home	40	21	16	3	45	160	154	.563
	Road	40	9	21	10	28	142	191	.350
<i>Third in Norris Division - 15th of 21 teams - Lost to St. Louis, 3-2, in Preliminary Round</i>									
1981-82	Ed Johnston	80	31	36	13	75	310	337	.469
	Home	40	21	11	8	50	167	143	.625
	Road	40	10	25	5	25	143	194	.313
<i>Fourth in Patrick Division - 12th of 21 teams - Lost to NY Islanders, 3-2, in Preliminary Round</i>									
1982-83	Ed Johnston	80	18	53	9	45	257	394	.281
	Home	40	14	22	4	32	134	170	.400
	Road	40	4	31	5	13	123	224	.163
<i>Sixth in Patrick Division - 21st of 21 teams - Did not make playoffs</i>									
1983-84	Lou Angotti	80	16	58	6	38	254	390	.238
	Home	40	7	29	4	18	132	182	.225
	Road	40	9	29	2	20	122	208	.250
<i>Sixth in Patrick Division - 21st of 21 teams - Did not make playoffs</i>									
1984-85	Bob Berry	80	24	51	5	53	276	385	.331
	Home	40	17	20	3	37	150	171	.463
	Road	40	7	31	2	16	126	214	.200
<i>Sixth in Patrick Division - 20th of 21 teams - Did not make playoffs</i>									

Year	Coach	GP	W	L	T	PTS	GF	GA	PCT
1985-86	Bob Berry	80	34	38	8	76	313	305	.475
	Home	40	20	15	5	45	155	133	.563
	Road	40	14	23	3	31	158	172	.388
<i>Fifth in Patrick Division - 15th of 21 teams - Did not make playoffs</i>									
1986-87	Bob Berry	80	30	38	12	72	297	290	.450
	Home	40	19	15	6	44	164	145	.550
	Road	40	11	23	6	28	133	145	.350
<i>Fifth in Patrick Division - 14th of 21 teams - Did not make playoffs</i>									
1987-88	Pierre Creamer	80	36	35	9	81	319	316	.506
	Home	40	22	12	6	50	171	140	.625
	Road	40	14	23	3	31	148	176	.388
<i>Sixth in Patrick Division - 12th of 21 teams - Did not make playoffs</i>									
1988-89	Gene Ubriaco	80	40	33	7	87	347	349	.544
	Home	40	24	13	3	51	184	159	.638
	Road	40	16	20	4	36	163	190	.450
<i>Second in Patrick Division - 6th of 21 teams</i>									
<i>Eliminated NY Rangers, 4-0, in Division Semifinals; Lost to Philadelphia, 4-3, Division Finals</i>									
1989-90	TOTAL	80	32	40	8	72	318	359	.450
	Gene Ubriaco	26	10	14	2	22	101	110	.423
	Craig Patrick	54	22	26	6	50	217	249	.462
	Home	40	22	15	3	47	178	166	.588
	Road	40	10	25	5	25	140	193	.313
<i>Craig Patrick replaced Gene Ubriaco on Dec. 10, 1989</i>									
<i>Fifth in Patrick Division - 17th of 21 teams - Did not make playoffs</i>									
1990-91	Bob Johnson	80	41	33	6	88	342	305	.550
	Home	40	25	12	3	53	184	132	.663
	Road	40	16	21	3	35	158	173	.438
<i>First in Patrick Division - 7th of 21 teams</i>									
<i>Eliminated New Jersey, 4-3, in Division Semifinals; Eliminated Washington, 4-1, in Division Finals; Eliminated Boston, 4-2, in Conference Finals; Defeated Minnesota, 4-2, in Stanley Cup Final</i>									
1991-92	Scotty Bowman	80	39	32	9	87	343	308	.544
	Home	40	21	13	6	48	192	154	.600
	Road	40	18	19	3	39	151	154	.488
<i>Third in Patrick Division - 6th of 22 teams - Eliminated Washington, 4-3, in Division Semifinals;</i>									
<i>Eliminated NY Rangers, 4-3, in Division Finals; Eliminated Boston, 4-2, in Conference Finals;</i>									
<i>Defeated Chicago, 4-0, in Stanley Cup Final</i>									
1992-93	Scotty Bowman	84	56	21	7	119	367	268	.708
	Home	41	31	6	4	66	198	128	.805
	Road	41	23	15	3	49	159	136	.598
	Neutral	2	2	0	0	4	10	4	1.000
<i>First in Patrick Division - 1st of 24 teams</i>									
<i>Eliminated New Jersey, 4-1, in Division Semifinals; Lost to NY Islanders, 4-3, in Division Finals</i>									
1993-94	Ed Johnston	84	44	27	13	101	299	285	.601
	Home	41	24	9	8	56	155	128	.683
	Road	41	18	18	5	41	132	153	.500
	Neutral	2	2	0	0	4	12	4	1.000
<i>First in Northeast Division - 3rd of 26 teams - Lost to Washington, 4-2, Conference Quarterfinals</i>									

Year	Coach	GP	W	L	T	PTS	GF	GA	PCT
1994-95	Ed Johnston	48	29	16	3	61	181	158	.635
	Home	24	18	5	1	37	103	71	.771
	Road	24	11	11	2	24	78	87	.500
<i>Second in Northeast Division - 3rd of 26 teams - Eliminated Washington, 4-3, in Conference Quarterfinals; Lost to New Jersey, 4-1, in Conference Semifinals</i>									
1995-96	Ed Johnston	82	49	29	4	102	362	284	.622
	Home	41	32	9	0	64	215	136	.780
	Road	41	17	20	4	38	147	148	.463
<i>First in Northeast Division - 4th of 26 teams Eliminated Washington, 4-2, in Conference Quarterfinals; Eliminated NY Rangers, 4-1, in Conference Semifinals; Lost to Florida, 4-3, in Conference Finals</i>									
1996-97	TOTAL	82	38	36	8	84	285	280	.512
	Ed Johnston	62	31	26	5	67	220	205	.540
	Craig Patrick	20	7	10	3	17	65	75	.425
	Home	41	25	11	5	55	154	122	.671
	Road	41	13	25	3	29	131	158	.254
<i>Craig Patrick replaced Ed Johnston on March 3, 1997 Second in Northeast Division - 10th of 26 teams Lost to Philadelphia, 4-1, in Conference Quarterfinals</i>									
1997-98	Kevin Constantine	82	40	24	18	98	228	188	.598
	Home	41	21	10	10	52	125	98	.634
	Road	41	19	14	8	46	103	90	.561
<i>First in Northeast Division - 4th of 26 teams - Lost to Montreal, 4-2, in Conference Quarterfinals</i>									
1998-99	Kevin Constantine	82	38	30	14	90	242	225	.549
	Home	41	21	10	10	52	132	103	.634
	Road	41	17	20	4	38	110	122	.463
<i>Third in Atlantic Division - 11th of 27 teams Eliminated New Jersey, 4-3, in Conference Quarterfinals; Lost to Toronto, 4-2, Conference Semifinals</i>									
1999-00	TOTAL	82	37	37	8 (6)	88	241	236	.537
	Kevin Constantine	25	8	14	3 (4)	23	76	76	.460
	Herb Brooks	57	29	23	5 (2)	65	165	160	.570
	Home	41	23	11	7 (0)	53	134	107	.646
	Road	41	14	26	1 (6)	35	107	129	.427
<i>Herb Brooks replaced Kevin Constantine on Dec. 9, 1999 Third in Atlantic Division - 13th of 28 teams Eliminated Washington, 4-1, in Conference Quarterfinals; Lost to Philadelphia, 4-2, Conference Semifinals</i>									
2000-01	Ivan Hlinka	82	42	28	9 (3)	96	281	256	.585
	Home	41	24	15	2 (0)	50	142	125	.610
	Road	41	18	13	7 (3)	46	139	131	.560
<i>Third in Atlantic Division - 10th of 30 teams Eliminated Washington, 4-2, in Conference Quarterfinals; Eliminated Buffalo, 4-3, in Conference Semifinals; Lost to New Jersey, 4-1, in Conference Finals</i>									
2001-02	TOTAL	82	28	41	8 (5)	69	198	249	.421
	Ivan Hlinka	4	0	4	0	0	17	17	.000
	Rick Kehoe	78	28	37	8 (5)	69	181	232	.442
	Home	41	16	20	4 (1)	37	114	128	.451
	Road	41	12	21	4 (4)	32	84	121	.390
<i>Rick Kehoe replaced Ivan Hlinka on Oct. 14, 2001 Fifth in Atlantic Division - 26th of 30 teams - Did not make playoffs</i>									

Year	Coach	GP	W	L	T/SO	PTS	GF	GA	PCT
2002-03	Rick Kehoe	82	27	44	6 (5)	65	189	255	.396
	Home	41	15	22	2 (2)	34	99	132	.415
	Road	41	12	22	4 (3)	31	90	123	.378
<i>Fifth in Atlantic Division - 29th of 30 teams - Did not make playoffs</i>									
2003-04	Eddie Olczyk	82	23	47	8 (4)	58	190	303	.354
	Home	41	13	22	6 (0)	32	95	145	.390
	Road	41	10	25	2 (4)	26	95	158	.371
<i>Fifth in Atlantic Division - 30th of 30 teams - Did not make playoffs</i>									
2005-06	TOTAL	82	22	46	14	58	244	316	.354
	Eddie Olczyk	31	8	17	6	22	82	125	.355
	Michel Therrien	51	14	29	8	36	162	191	.353
	Home	41	12	21	8	32	133	156	.390
	Road	41	10	25	6	26	111	160	.317
<i>Michel Therrien replaced Eddie Olczyk on Dec. 15, 2005</i>									
<i>Fifth in Atlantic Division - 29th of 30 teams - Did not make playoffs</i>									
2006-07	Michel Therrien	82	47	24	11	105	277	246	.640
	Home	41	26	10	5	57	136	104	.695
	Road	41	21	14	6	48	141	142	.585
<i>Second in Atlantic Division - 10th of 30 teams - Lost to Ottawa, 4-1, in Conference Quarterfinals</i>									
2007-08	Michel Therrien	82	47	27	8	102	247	216	.622
	Home	41	26	10	5	57	136	97	.695
	Road	41	21	17	3	45	111	119	.549
<i>First in Atlantic Division - 4th of 30 teams</i>									
<i>Eliminated Ottawa, 4-0, in Conference Quarterfinals; Eliminated NY Rangers, 4-1, in Conference Semifinals; Eliminated Philadelphia, 4-1, in Conference Final; Lost to Detroit, 4-2, in Stanley Cup Final</i>									
2008-09	TOTAL	82	45	28	9	99	264	239	.604
	Michel Therrien	57	27	25	5	59	171	175	.518
	Dan Bylsma	25	18	3	4	40	93	64	.800
	Home	41	25	13	3	53	134	104	.646
	Road	41	20	15	6	46	130	135	.561
<i>Dan Bylsma replaced Michel Therrien on Feb. 15, 2009</i>									
<i>Second in Atlantic Division - 8th of 30 teams</i>									
<i>Eliminated Philadelphia, 4-2, in Conference Quarterfinals; Eliminated Washington, 4-3, in Conference Semifinals; Eliminated Carolina, 4-0, in Conference Final; Defeated Detroit, 4-3, in Stanley Cup Final</i>									
2009-10	Dan Bylsma	82	47	28	7	101	257	237	.616
	Home	41	25	12	4	54	143	114	.659
	Road	41	22	16	3	47	114	123	.573
<i>Second in Atlantic Division - 8th of 30 teams</i>									
<i>Eliminated Ottawa, 4-2, in Conference Quarterfinals; Lost to Montreal, 4-3, in Conference Semifinals</i>									
2010-11	Dan Bylsma	82	49	25	8	106	238	199	.646
	Home	41	25	14	2	52	119	94	.634
	Road	41	24	11	6	54	119	105	.659
<i>Second in Atlantic Division - 3rd (tied) of 30 teams - Lost to Tampa Bay, 4-3, in Conference Quarterfinals</i>									
2011-12	Dan Bylsma	82	51	25	6	108	273	218	.659
	Home	41	29	10	2	60	146	103	.732
	Road	41	22	15	4	48	127	115	.585
<i>Second in Atlantic Division - 4th of 30 teams - Lost to Philadelphia, 4-2, in Conference Quarterfinals</i>									

Year	Coach	GP	W	L	T/SO	PTS	GF	GA	PCT
2012-13	Dan Bylsma	48	36	12	0	72	162	119	.750
	Home	24	18	6	0	36	78	52	.750
	Road	24	18	6	0	36	84	67	.750

*First in Atlantic Division - 2nd of 30 teams - Eliminated NY Islanders, 4-2, in Conference Quarterfinals;
Eliminated Ottawa, 4-1, in Conference Semifinals; Lost to Boston, 4-0, in Conference Finals*

CAPTAINS, PRESIDENTS, SCOUTS

PRESIDENTS

1967-70	Jack E. McGregor
1970-72	Jack Riley
1973-74	No President
1975-77	Wren Blair
1977-81	Vince Bartimo
1981-88	Edward J. DeBartolo, Sr.
1988-91	Denise DeBartolo-York
1991-92	Howard Baldwin
1993-96	Jack Kelley
1996-97	Donn Patton
1998-99	Craig Patrick
1999-01	Mario Lemieux
2001-02	Tom Rooney/Ken Sawyer
2002-07	Ken Sawyer
2007-Present	David Morehouse

CAPTAINS

1967-68	Ab McDonald
1968-69	Earl Ingarfield
1969-73	No Captain
1973-77	Ron Schock
1977-78	Jean Pronovost
1978-81	Orest Kindrachuk
1981-84	Randy Carlyle
1984-86	Mike Bullard
1986-87	Mike Bullard/Terry Ruskowski
1987-88	Dan Frawley/Mario Lemieux
1988-94	Mario Lemieux
1994-95	Ron Francis
1995-97	Mario Lemieux
1997-98	Ron Francis
1998-01	Jaromir Jagr
2001-06	Mario Lemieux
2006-07	No Captain
2007-Present	Sidney Crosby

SCOUTS

Edgar Brenchley	(1967-70 & 1971-73)	Fred Gore	(1987-89)	Robert Neuhauser	(2006-11)
Rudy Migay	(1967-68 & 1971-75)	Greg Malone	(1988-06)	Jim Madigan	(2006-11)
Ken Carson	(1967-68)	Les Binkley	(1989-99)	David McNamara	(2007-12)
"Red" Sullivan	(1969-70)	Charlie Hodge	(1989-05)	Dave Allison	(2009-12)
Dave Lucas	(1969-75)	Doug McCauley	(1989-91)	Dan MacKinnon	(2006-present)
Clare Rothermel	(1969-75 & 1977-84)	Ralph Cox	(1989-99)	Jay Heinbuck	(2006-present)
Ron Marlow	(1971-72)	Pierre McGuire	(1990-91)	Patrik Allvin	(2006-present)
Dick Coss	(1971-72)	Gilles Meloche	(1990-06)	Wayne Meier	(2006-present)
Gerry Brown	(1971-74)	Mark Kelley	(1993-06)	Brian Fitzgerald	(2006-present)
Jack Riley	(1974-75)	Phil Russell	(1993-97)	Derek Clancey	(2007-present)
Ken Schinkel	(1974-76)	Glenn Patrick	(1994-06)	Luc Gauthier	(2008-present)
Gerald Blair	(1976-77)	Herb Brooks	(1996-03)	Ron Pyette	(2008-present)
Billy Taylor	(1979-86)	Wayne Daniels	(1999-05)	Andre Savard	(2009-present)
Albert Mandanici	(1981-88)	Neil Shea	(1999-06)	Randy Sexton	(2010-present)
Lou Angotti	(1984-86)	Richard Rose	(2001-05)	Al Santilli	(2011-present)
Bruce Haralson	(1984-89)	Chuck Grillo	(2001-11)	Tommy Westlund	(2011-present)
John Gill	(1985-95)	Matt Recchi	(2005-08)	Don Waddell	(2012-present)
Paul Goulet	(1986-88)	Kevin Stevens	(2005-12)	Scott Bell	(2012-present)
Doug Wood	(1986-88)	Bill O'Flaherty	(2006-07)	Chris DePiero	(2012-present)
Rick Kehoe	(1986-06)	Darryl Plandowski	(2006-08)	Warren Young	(2013-present)

ALL TIME LEADERS

GAMES PLAYED

SEASON			CAREER	
Joe Mullen	84	1993-94	Mario Lemieux	915
Larry Murphy	84	1993-94	Jaromir Jagr	806
Martin Straka	84	1993-94	Jean Pronovost	753
Ron Francis	84	1992-93	Rick Kehoe	722
Shawn McEachern	84	1992-93	BROOKS ORPIK	631
Kevin Stevens	83	1993-94	Ron Stackhouse	621
Larry Murphy	83	1992-93	Ron Schock	619
27 Players Tied With 82			Dave Burrows	573
			Bob Errey	572
			Martin Straka	560
			Ron Francis	533
			Troy Loney	532

GOALS

SEASON			CAREER	
Mario Lemieux	85	1988-89	Mario Lemieux	690
Mario Lemieux	70	1987-88	Jaromir Jagr	439
Mario Lemieux	69	1995-96	Jean Pronovost	316
Mario Lemieux	69	1992-93	Rick Kehoe	312
Jaromir Jagr	62	1995-96	Kevin Stevens	260
Kevin Stevens	55	1992-93	SIDNEY CROSBY	238
Rick Kehoe	55	1980-81	EVGENI MALKIN	217
Kevin Stevens	54	1991-92	Mike Bullard	185
Mario Lemieux	54	1986-87	Martin Straka	165
Pierre Larouche	53	1975-76	Ron Francis	164
Jaromir Jagr	52	2000-01	Mark Recchi	154
Jean Pronovost	52	1975-76	Joe Mullen	153
SIDNEY CROSBY	51	2009-10	Alexei Kovalev	151
Mike Bullard	51	1983-84	Syl Apps	151
EVGENI MALKIN	50	2011-12	Rob Brown	150
Mario Lemieux	50	1996-97	Greg Malone	143

ASSISTS

SEASON			CAREER	
Mario Lemieux	114	1988-89	Mario Lemieux	1,033
Mario Lemieux	98	1987-88	Jaromir Jagr	640
Mario Lemieux	93	1985-86	Ron Francis	449
Mario Lemieux	92	1995-96	SIDNEY CROSBY	427
Ron Francis	92	1995-96	Syl Apps	349
Mario Lemieux	91	1992-93	EVGENI MALKIN	343
Jaromir Jagr	87	1995-96	Paul Coffey	332
Mario Lemieux	87	1991-92	Rick Kehoe	324
SIDNEY CROSBY	84	2006-07	Kevin Stevens	295
			Jean Pronovost	287
			Ron Schock	280

POINTS

SEASON			CAREER	
Mario Lemieux	199	1988-89	Mario Lemieux	1,723
Mario Lemieux	168	1987-88	Jaromir Jagr	1,079
Mario Lemieux	161	1995-96	SIDNEY CROSBY	665
Mario Lemieux	160	1992-93	Rick Kehoe	636
Jaromir Jagr	149	1995-96	Ron Francis	613
Mario Lemieux	141	1985-86	Jean Pronovost	603
Mario Lemieux	131	1991-92	EVGENI MALKIN	560
Jaromir Jagr	127	1998-99	Kevin Stevens	555
Kevin Stevens	123	1991-92	Syl Apps	500
Mario Lemieux	123	1989-90	Martin Straka	442
Mario Lemieux	122	1996-97	Paul Coffey	440
Jaromir Jagr	121	2000-01	Ron Schock	404
SIDNEY CROSBY	120	2006-07	Mark Recchi	385
Ron Francis	119	1995-96	Greg Malone	364
Rob Brown	115	1988-89	Mike Bullard	360

POWER-PLAY GOALS

SEASON			CAREER	
Mario Lemieux	31	1995-96	Mario Lemieux	236
Mario Lemieux	31	1988-89	Jaromir Jagr	110
Kevin Stevens	26	1992-93	Kevin Stevens	110
Rob Brown	24	1988-89	Rick Kehoe	95
Mario Lemieux	22	1987-88	EVGENI MALKIN	81
Kevin Stevens	21	1993-94	SIDNEY CROSBY	70
Dan Quinn	21	1987-88	Jean Pronovost	69
Paul Gardner	21	1981-82	Rob Brown	68
Four Players Tied With 20			Mark Recchi	61
			Paul Gardner	59
			Mike Bullard	58
			Ron Francis	54

GAME-WINNING GOALS

SEASON			CAREER	
Jaromir Jagr	12	1995-96	Jaromir Jagr	78
Petr Sykora	10	2008-09	Mario Lemieux	74
Jaromir Jagr	10	2000-01	Jean Pronovost	42
Mario Lemieux	10	1992-93	EVGENI MALKIN	37
EVGENI MALKIN	9	2011-12	SIDNEY CROSBY	29
Alexei Kovalev	9	2000-01	Kevin Stevens	27
Joe Mullen	9	1993-94	Rick Kehoe	26
Jaromir Jagr	9	1992-93	Martin Straka	26
Mark Recchi	9	1990-91	Mark Recchi	22
Jean Pronovost	9	1974-75	Joe Mullen	22
Four Players Tied With 8				

SHORTHANDED GOALS

SEASON			CAREER	
Mario Lemieux	13	1988-89	Mario Lemieux	49
Mario Lemieux	10	1987-88	Ron Schock	14
Mario Lemieux	8	1995-96	Jean Pronovost	14
Jordan Staal	7	2006-07	Jordan Staal	13
Mario Lemieux	6	1992-93	Maxime Talbot	12
Ryan Malone	5	2005-06	George Ferguson	12
Seven Players Tied With 4			Ryan Malone	11
			Syl Apps	11
			Phil Bourque	10
			Martin Straka	9
			Jaromir Jagr	9
			Bob Errey	9

SHOTS

SEASON			CAREER	
Jaromir Jagr	403	1995-96	Mario Lemieux	3,633
Mario Lemieux	382	1987-88	Jaromir Jagr	2,911
Jaromir Jagr	343	1998-99	Jean Pronovost	2,310
Paul Coffey	342	1998-99	Rick Kehoe	2,165
EVGENI MALKIN	339	2011-12	EVGENI MALKIN	1,692
Mario Lemieux	338	1995-96	Kevin Stevens	1,631
JAMES NEAL	329	2011-12	SIDNEY CROSBY	1,597
Mario Lemieux	327	1996-97	Ron Stackhouse	1,342

SHOOTING PERCENTAGE

SEASON			CAREER	
Warren Young	30.8	1984-85	Rob Brown	19.7
Rob Brown	30.0	1987-88	Mike Bullard	19.1
Rob Brown	29.0	1988-89	Mario Lemieux	19.0
Terry Ruskowski	28.6	1985-86	Paul Gardner	19.0
Mario Lemieux	27.2	1988-89		

OVERTIME GOALS

SEASON			CAREER	
Colby Armstrong	3	2006-07	Mario Lemieux	11
SIDNEY CROSBY	3	2005-06	Jaromir Jagr	9
Ryan Malone	3	2003-04	EVGENI MALKIN	6
Aleksey Morozov	3	2003-04	SIDNEY CROSBY	5
Jaromir Jagr	3	1998-99	Alexei Kovalev	4
Seven Players Tied With 2			Aleksey Morozov	4

CONSECUTIVE GAMES PLAYED

REGULAR SEASON	
Ron Schock	313
Jordan Staal	302
Nick Harbaruk	276
EVGENI MALKIN	254
Ron Stackhouse	235

POWER-PLAY POINTS/ASSISTS (SEASON)

POINTS			ASSISTS		
Mario Lemieux	80	1988-89	Mario Lemieux	58	1987-88
Mario Lemieux	80	1987-88	Paul Coffey	53	1988-89
Mario Lemieux	79	1995-96	Mario Lemieux	49	1988-89
Paul Coffey	64	1988-89	SIDNEY CROSBY	48	2006-07
Mario Lemieux	62	1985-86	Mario Lemieux	48	1995-96
SIDNEY CROSBY	61	2006-07	Mario Lemieux	45	1985-86
Mario Lemieux	55	1992-93	Ron Francis	42	1995-96
Ron Francis	54	1995-96	Ron Francis	40	1992-93
Jaromir Jagr	51	1995-96	Three Players Tied	39	

GAMES BY A GOALTENDER

SEASON			CAREER	
MARC-ANDRE FLEURY	67	2011-12	MARC-ANDRE FLEURY	467
MARC-ANDRE FLEURY	67	2009-10	Tom Barrasso	460
MARC-ANDRE FLEURY	67	2006-07	Denis Herron	290
Johan Hedberg	66	2001-02	Ken Wregget	212
MARC-ANDRE FLEURY	65	2010-11	Les Binkley	196
Tom Barrasso	63	1997-98		
Tom Barrasso	63	1992-93		
Greg Millen	63	1980-81		

VICTORIES

SEASON			CAREER	
Tom Barrasso	43	1992-93	MARC-ANDRE FLEURY	249
MARC-ANDRE FLEURY	42	2011-12	Tom Barrasso	226
MARC-ANDRE FLEURY	40	2006-07	Ken Wregget	104
MARC-ANDRE FLEURY	37	2009-10	Denis Herron	88
MARC-ANDRE FLEURY	36	2010-11	Jean-Sebastien Aubin	63
MARC-ANDRE FLEURY	35	2008-09	Les Binkley	58
Tom Barrasso	31	1997-98	Greg Millen	57
Tom Barrasso	29	1995-96	Johan Hedberg	46
Tom Barrasso	27	1990-91	Roberto Romano	46
Five Players Tied	25		Jim Rutherford	44

SHUTOUTS

SEASON			CAREER	
Tom Barrasso	7	1997-98	MARC-ANDRE FLEURY	23
Johan Hedberg	6	2001-02	Tom Barrasso	22
Les Binkley	6	1967-68	Les Binkley	11
MARC-ANDRE FLEURY	5	2006-07	Johan Hedberg	7
Dunc Wilson	5	1976-77	Ken Wregget	6
Tom Barrasso	4	1998-99	Denis Herron	6
Tom Barrasso	4	1992-93	Jean-Sebastien Aubin	6
Nine Players Tied	3		Dunc Wilson	5

SEASON LEADERS

	GOALS		ASSISTS	
1967-68	22	Ab McDonald	39	Andy Bathgate
1968-69	25	Keith McCreary	38	Charlie Burns
1969-70	20	Dean Prentice	32	Michel Briere
1970-71	21	Keith McCreary, Dean Prentice, Jean Pronovost	32	Bryan Hextall
1971-72	30	Greg Polis, Jean Pronovost	44	Syl Apps
1972-73	35	Al McDonough	56	Syl Apps
1973-74	43	Lowell MacDonald	61	Syl Apps
1974-75	43	Jean Pronovost	63	Ron Schock
1975-76	53	Pierre Larouche	67	Syl Apps
1976-77	33	Jean Pronovost	43	Syl Apps
1977-78	40	Jean Pronovost	43	Greg Malone
1978-79	35	Greg Malone	42	Orest Kindrachuk
1979-80	30	Rick Kehoe	32	Greg Malone
1980-81	55	Rick Kehoe	67	Randy Carlyle
1981-82	36	Mike Bullard, Paul Gardner	65	Randy Carlyle
1982-83	29	Rick Kehoe	44	Greg Malone
1983-84	51	Mike Bullard	41	Mike Bullard
1984-85	43	Mario Lemieux	57	Mario Lemieux
1985-86	48	Mario Lemieux	93	Mario Lemieux
1986-87	54	Mario Lemieux	53	Mario Lemieux
1987-88	70	Mario Lemieux	98	Mario Lemieux
1988-89	85	Mario Lemieux	114	Mario Lemieux
1989-90	45	Mario Lemieux	78	Mario Lemieux
1990-91	40	Mark Recchi, Kevin Stevens	73	Mark Recchi
1991-92	54	Kevin Stevens	87	Mario Lemieux
1992-93	69	Mario Lemieux	91	Mario Lemieux
1993-94	41	Kevin Stevens	67	Jaromir Jagr
1994-95	32	Jaromir Jagr	48	Ron Francis
1995-96	69	Mario Lemieux	92	Mario Lemieux, Ron Francis
1996-97	50	Mario Lemieux	72	Mario Lemieux
1997-98	35	Jaromir Jagr	67	Jaromir Jagr
1998-99	44	Jaromir Jagr	83	Jaromir Jagr
1999-00	42	Jaromir Jagr	54	Jaromir Jagr
2000-01	52	Jaromir Jagr	69	Jaromir Jagr
2001-02	32	Alexei Kovalev	44	Alexei Kovalev

GOALS			ASSISTS	
2002-03	28	Mario Lemieux	63	Mario Lemieux
2003-04	22	Ryan Malone	36	Dick Tarnstrom
2005-06	39	Sidney Crosby	63	Sidney Crosby
2006-07	36	Sidney Crosby	84	Sidney Crosby
2007-08	47	Evgeni Malkin	59	Evgeni Malkin
2008-09	35	Evgeni Malkin	78	Evgeni Malkin
2009-10	51	Sidney Crosby	58	Sidney Crosby
2010-11	32	Sidney Crosby	42	Kris Letang
2011-12	50	Evgeni Malkin	59	Evgeni Malkin
2012-13	22	Chris Kunitz	41	Sidney Crosby

	POINTS		GW GOALS	
1967-68	58	Andy Bathgate	4	Andy Bathgate
1968-69	52	Ken Schinkel	4	Keith McCreary
1969-70	51	Dean Prentice	5	Ken Schinkel
1970-71	48	Bryan Hextall	3	Andy Bathgate, Keith McCreary
1971-72	59	Syl Apps	5	Bryan Hextall
1972-73	85	Syl Apps	5	Jean Pronovost
1973-74	85	Syl Apps	4	Al McDonough
1974-75	86	Ron Schock	9	Jean Pronovost
1975-76	111	Pierre Larouche	4	Syl Apps, Bob Kelly
1976-77	65	Jean Pronovost	6	Pierre Larouche
1977-78	65	Jean Pronovost	5	Jean Pronovost
1978-79	65	Greg Malone	7	Peter Lee
1979-80	60	Rick Kehoe	5	Paul Marshall
1980-81	88	Rick Kehoe	5	Rick Kehoe, Rod Schutt
1981-82	85	Rick Kehoe	5	Mike Bullard
1982-83	67	Doug Shedden	4	Pat Boutette
1983-84	92	Mike Bullard	3	Rick Kehoe
1984-85	100	Mario Lemieux	3	Wayne Binachin, Mike Bullard, Doug Shedden, Warren Young
1985-86	141	Mario Lemieux	7	Terry Ruskowski
1986-87	107	Mario Lemieux	5	Randy Cunneyworth
1987-88	168	Mario Lemieux	7	Mario Lemieux
1988-89	199	Mario Lemieux	8	Mario Lemieux
1989-90	123	Mario Lemieux	4	John Cullen, Mario Lemieux, Mark Recchi
1990-91	113	Mark Recchi	9	Mark Recchi
1991-92	131	Mario Lemieux	5	Mario Lemieux
1992-93	160	Mario Lemieux	10	Mario Lemieux
1993-94	99	Jaromir Jagr	9	Joe Mullen
1994-95	70	Jaromir Jagr	7	Jaromir Jagr
1995-96	161	Mario Lemieux	2	Jaromir Jagr
1996-97	122	Mario Lemieux	7	Mario Lemieux
1997-98	102	Jaromir Jagr	8	Jaromir Jagr
1998-99	127	Jaromir Jagr	7	Jaromir Jagr
1999-00	96	Jaromir Jagr	5	Jaromir Jagr, Robert Lang
2000-01	121	Jaromir Jagr	10	Jaromir Jagr
2001-02	76	Alexei Kovalev	6	Jan Hrdina
2002-03	91	Mario Lemieux	4	Mario Lemieux, Martin Straka
2003-04	52	Dick Tarnstrom	5	Aleksey Morozov
2005-06	102	Sidney Crosby	5	Sidney Crosby
2006-07	120	Sidney Crosby	6	Evgeni Malkin
2007-08	106	Evgeni Malkin	6	Ryan Malone
2008-09	113	Evgeni Malkin	10	Petr Sykora
2009-10	109	Sidney Crosby	7	Evgeni Malkin
2010-11	66	Sidney Crosby	4	Jordan Staal
2011-12	109	Evgeni Malkin	9	Evgeni Malkin
2012-13	56	Sidney Crosby	6	James Neal

	PP GOALS		SH GOALS	
1967-68	6	Ab McDonald	1	Ab McDonald, Earl Ingarfield
1968-69	8	Keith McCreary, Ken Schinkel	2	Jean Pronovost, Bob Woytowich
1969-70	12	Dean Prentice	1	Val Fonteyne, Ron Schock
1970-71	7	Andy Bathgate, Dean Prentice	2	Ron Schock
1971-72	8	Greg Polis	2	Ron Schock
1972-73	8	Greg Polis, Eddie Shack	3	Ron Schock
1973-74	9	Lowell MacDonald	4	Syl Apps
1974-75	11	Jean Pronovost	4	Vic Hadfield
1975-76	18	Pierre Larouche	2	Lew Morrison, Jean Pronovost
1976-77	8	Pierre Larouche	2	Syl Apps
1977-78	12	Jean Pronovost	2	Pete Mahovich, Jean Pronovost
1978-79	10	Peter Lee	3	George Ferguson
1979-80	7	Rick Kehoe	3	George Ferguson
1980-81	20	Rick Kehoe	3	George Ferguson
1981-82	21	Paul Gardner	3	George Ferguson
1982-83	20	Paul Gardner	1	Pat Boutette, Randy Carlyle, Doug Shedden
1983-84	15	Mike Bullard	2	Kevin McClelland
1984-85	14	Mike Bullard	2	Mitch Lamoreux
1985-86	17	Doug Shedden	3	Dave Hannan
1986-87	19	Mario Lemieux	3	Dan Quinn
1987-88	22	Mario Lemieux	10	Mario Lemieux
1988-89	31	Mario Lemieux	13	Mario Lemieux
1989-90	14	Mario Lemieux	3	Mario Lemieux
1990-91	18	Kevin Stevens	4	Phil Bourque
1991-92	19	Kevin Stevens	4	Mario Lemieux
1992-93	26	Kevin Stevens	6	Mario Lemieux
1993-94	21	Kevin Stevens	2	Shawn McEachern
1994-95	8	Jaromir Jagr	3	Jaromir Jagr
1995-96	31	Mario Lemieux	8	Mario Lemieux
1996-97	15	Mario Lemieux	3	Petr Nedved
1997-98	15	Stu Barnes	3	Martin Straka
1998-99	10	Jaromir Jagr	4	Martin Straka
1999-00	13	Robert Lang	2	Alexei Kovalev
2000-01	16	Mario Lemieux	2	Alexei Kovalev
2001-02	8	Alexei Kovalev	1	Alexei Kovalev, Robert Lang, Toby Petersen, Dan LaCouture, Wayne Primeau
2002-03	14	Mario Lemieux	2	Ville Nieminen
2003-04	12	Dick Tarnstrom	3	Ryan Malone
2005-06	16	Sidney Crosby	5	Ryan Malone
2006-07	16	Evgeni Malkin	7	Jordan Staal
2007-08	17	Evgeni Malkin	2	Ryan Malone
2008-09	14	Evgeni Malkin	2	Evgeni Malkin, Maxime Talbot
2009-10	13	Evgeni Malkin, Sidney Crosby	2	Evgeni Malkin, Sidney Crosby, Jordan Staal
2010-11	10	Sidney Crosby	4	Pascal Dupuis
2011-12	18	James Neal	3	Pascal Dupuis, Jordan Staal
2012-13	9	James Neal, Chris Kunitz	1	Pascal Dupuis, Craig Adams

	PENALTY MINS		SHOTS	
1967-68	74	Leo Boivin	293	Andy Bathgate
1968-69	81	Dunc McCallum	225	Ken Schinkel
1969-70	189	Bryan Watson	225	Ken Schinkel
1970-71	133	Bryan Watson	225	Jean Pronovost
1971-72	212	Bryan Watson	214	Jean Pronovost
1972-73	179	Bryan Watson	284	Al McDonough
1973-74	138	Steve Durbano	260	Lowell MacDonald
1974-75	172	Colin Campbell	275	Jean Pronovost
1975-76	161	Steve Durbano	319	Pierre Larouche
1976-77	115	Bob Kelly	250	Rick Kehoe
1977-78	378	Dave Schultz	219	Jean Pronovost
1978-79	157	Dave Schultz	219	Jean Pronovost
1979-80	166	Kim Clackson	239	Rick Kehoe
1980-81	204	Paul Baxter	299	Rick Kehoe
1981-82	409	Paul Baxter	249	Rick Kehoe
1982-83	238	Paul Baxter	203	Rick Kehoe
1983-84	297	Gary Rissling	214	Ron Flockhart
1984-85	209	Gary Rissling	209	Mario Lemieux
1985-86	174	Dan Frawley	276	Mario Lemieux
1986-87	218	Dan Frawley	267	Mario Lemieux
1987-88	206	Rod Buskas	382	Mario Lemieux
1988-89	285	Jay Caufield	342	Paul Coffey
1989-90	171	Kevin Stevens	324	Paul Coffey
1990-91	211	Ulf Samuelsson	253	Kevin Stevens
1991-92	252	Kevin Stevens	325	Kevin Stevens
1992-93	252	Rick Tocchet	326	Kevin Stevens
1993-94	155	Kevin Stevens	298	Jaromir Jagr
1994-95	114	Francois Leroux	192	Jaromir Jagr
1995-96	161	Francois Leroux	403	Jaromir Jagr
1996-97	155	Dave Roche	327	Mario Lemieux
1997-98	181	Chris Tamer	262	Jaromir Jagr
1998-99	93	Brad Werenka	343	Jaromir Jagr
1999-00	197	Matthew Barnaby	290	Jaromir Jagr
2000-01	165	Krzysztof Oliwa	317	Jaromir Jagr
2001-02	150	Krzysztof Oliwa	266	Alexei Kovalev
2002-03	128	Steve McKenna	235	Mario Lemieux
2003-04	127	Brooks Orpik	163	Rico Fata
2005-06	124	Brooks Orpik, Eric Cairns	278	Sidney Crosby
2006-07	125	Jarkko Ruutu	250	Sidney Crosby
2007-08	141	Georges Laraque	272	Evgeni Malkin
2008-09	171	Eric Godard	290	Evgeni Malkin
2009-10	120	Mike Rupp	298	Sidney Crosby
2010-11	129	Matt Cooke	236	Kris Letang
2011-12	87	James Neal	339	Evgeni Malkin
2012-13	62	Tanner Glass	140	Pascal Dupuis

	PLUS/MINUS		G.A.A.	
1967-68	-2	Paul Andrea	2.86	Hank Bassen
1968-69	E	Gene Ubriaco	3.20	Joe Daley
1969-70	-1	Bryan Watson	3.03	Al Smith
1970-71	10	Wally Boyer	2.86	Les Binkley
1971-72	18	Syl Apps	3.22	Jim Rutherford
1972-73	37	Lowell MacDonald	2.91	Jim Rutherford
1973-74	21	Syl Apps	3.44	Jim Rutherford
1974-75	29	Barry Wilkins	3.09	Gary Inness
1975-76	27	Dave Burrows	3.45	Michel Plasse
1976-77	13	Bob Kelly	2.94	Denis Herron
1977-78	4	Pete Mahovich	3.57	Denis Herron
1978-79	21	Ron Stackhouse	3.37	Denis Herron
1979-80	16	Ron Stackhouse	3.64	Greg Millen
1980-81	4	Mark Johnson	4.16	Greg Millen
1981-82	9	Greg Sheppard	3.79	Michel Dion
1982-83	-9	Peter Lee	4.26	Michel Dion
1983-84	3	Bryan Maxwell	4.08	Denis Herron
1984-85	-6	Gary Rissling	4.42	Roberto Romano
1985-86	15	Mike Blaisdell	3.56	Roberto Romano
1986-87	14	Randy Cunneynworth	3.43	Gilles Meloche
1987-88	23	Mario Lemieux	3.35	Steve Guenette
1988-89	41	Mario Lemieux	4.04	Tom Barrasso
1989-90	11	Randy Hillier	4.17	Wendell Young
1990-91	17	Gord Roberts	3.59	Tom Barrasso
1991-92	33	Larry Murphy	3.53	Tom Barrasso
1992-93	55	Mario Lemieux	3.01	Tom Barrasso
1993-94	24	Martin Straka	3.36	Tom Barrasso
1994-95	30	Ron Francis	3.21	Ken Wregget
1995-96	37	Petr Nedved	3.24	Ken Wregget
1996-97	27	Mario Lemieux	2.94	Patrick Lalime
1997-98	17	Jaromir Jagr	2.07	Tom Barrasso
1998-99	18	German Titov	2.22	Jean-Sebastien Aubin
1999-00	25	Jaromir Jagr	2.58	Jean-Sebastien Aubin
2000-01	20	Robert Lang	2.64	Johan Hedberg
2001-02	9	Robert Lang	2.75	Johan Hedberg
2002-03	2	Guillaume Lefebvre	2.64	Sebastien Caron
2003-04	2	Rob Scuderi	2.98	Jean-Sebastien Aubin
2005-06	15	Colby Armstrong	3.25	Marc-Andre Fleury
2006-07	16	Jordan Staal	2.83	Marc-Andre Fleury, Jocelyn Thibault
2007-08	18	Sidney Crosby	2.33	Marc-Andre Fleury
2008-09	23	Rob Scuderi	2.67	Marc-Andre Fleury
2009-10	19	Jordan Staal	2.65	Marc-Andre Fleury
2010-11	20	Sidney Crosby	2.17	Brent Johnson
2011-12	21	Kris Letang	2.36	Marc-Andre Fleury
2012-13	31	Pascal Dupuis	2.39	Marc-Andre Fleury

	SHUTOUTS		WINS	
1967-68	6	Les Binkley	20	Les Binkley
1968-69	2	Joe Daley	10	Les Binkley, Joe Daley
1969-70	3	Les Binkley	15	Al Smith
1970-71	2	Les Binkley, Al Smith	11	Les Binkley
1971-72	1	Jim Rutherford	17	Jim Rutherford
1972-73	3	Jim Rutherford	20	Jim Rutherford
1973-74	1	Andy Brown	13	Andy Brown
1974-75	2	Gary Inness	24	Gary Inness
1975-76	2	Michel Plasse	24	Michel Plasse
1976-77	5	Dunc Wilson	18	Dunc Wilson
1977-78	0	-	20	Denis Herron
1978-79	2	Greg Millen	22	Denis Herron
1979-80	2	Greg Millen	18	Greg Millen
1980-81	0	-	25	Greg Millen
1981-82	1	Gary Edwards	15	Michel Dion
1982-83	1	Denis Herron	12	Michel Dion
1983-84	1	Denis Herron, Roberto Romano	8	Denis Herron
1984-85	1	Denis Herron, Roberto Romano	10	Denis Herron
1985-86	2	Roberto Romano	21	Roberto Romano
1986-87	0	-	13	Gilles Meloche
1987-88	1	Steve Guenette, Frank Pietrangelo	12	Steve Guenette
1988-89	0	-	18	Tom Barrasso
1989-90	1	Wendell Young	16	Wendell Young
1990-91	1	Tom Barrasso	27	Tom Barrasso
1991-92	1	Tom Barrasso	25	Tom Barrasso
1992-93	4	Tom Barrasso	43	Tom Barrasso
1993-94	2	Tom Barrasso	22	Tom Barrasso
1994-95	0	-	25	Ken Wregget
1995-96	3	Ken Wregget	29	Tom Barrasso
1996-97	3	Ken Wregget	21	Patrick Lalime
1997-98	7	Tom Barrasso	31	Tom Barrasso
1998-99	4	Tom Barrasso	19	Tom Barrasso
1999-00	2	Jean-Sebastien Aubin	21	Jean-Sebastien Aubin
2000-01	3	Garth Snow	20	Jean-Sebastien Aubin
2001-02	6	Johan Hedberg	25	Johan Hedberg
2002-03	2	Sebastien Caron	14	Johan Hedberg
2003-04	1	Jean-Sebastien Aubin, Sebastien Caron, Marc-Andre Fleury	9	Sebastien Caron
2005-06	1	Marc-Andre Fleury, Sebastien Caron	13	Marc-Andre Fleury
2006-07	5	Marc-Andre Fleury	40	Marc-Andre Fleury
2007-08	4	Marc-Andre Fleury	19	Marc-Andre Fleury
2008-09	4	Marc-Andre Fleury	35	Marc-Andre Fleury
2009-10	1	Marc-Andre Fleury	37	Marc-Andre Fleury
2010-11	3	Marc-Andre Fleury	36	Marc-Andre Fleury
2011-12	3	Marc-Andre Fleury	42	Marc-Andre Fleury
2012-13	3	Tomas Vokoun	23	Marc-Andre Fleury

TEAM RECORDS

SEASON

POINTS

Most Overall	119*	1992-93
Most Home	66	1992-93
Most Road	54	2010-11
Fewest Overall	38	1983-84
Fewest Home	18	1983-84
Fewest Road	13	1982-83

**Includes four points from neutral site games*

WINS

Most Overall	56	1992-93
Most Home	32	1995-96
Most Road	24	2010-11, 1992-93
Fewest Overall	16	1983-84
Fewest Home	7	1983-84
Fewest Road	3	1970-71

LOSSES

Most Overall	58	1983-84
Most Home	29	1983-84
Most Road	31	1982-83
Fewest Overall	21	1992-93
Fewest Home	5	1974-75
Fewest Road	11	2010-11

TIES

Most Overall	20	1970-71
Most Home	10	1998-99, 1997-98, 1974-75, 1967-68
Most Road	11	1970-71
Fewest Overall	4	1995-96
Fewest Home	0	1995-96
Fewest Road	1	1999-00

GOALS

Most For	367	1992-93
Most For Home	215	1995-96
Most For Road	162	1988-89
Most Against	394	1982-83
Most Against Home	182	1983-84
Most Against Road	224	1982-83
Fewest For	182	1969-70
Fewest For Home	95	2003-04
Fewest For Road	77	1969-70
Fewest Against	188	1997-98
Fewest Against Home	92	1970-71
Fewest Against Road	90	1997-98

ASSISTS

Most For	633	1992-93
Most Against	665	1982-83
Fewest For	294	1969-70
Fewest Against	298	1997-98

POINTS

Most For	1,000	1992-93
Most Against	1,049	1982-83
Fewest For	476	1969-70
Fewest Against	486	1997-98

PENALTIES

Most For	897	1988-89
Most Against	906	1988-89
Fewest For	248	1967-68
Fewest Against	330	1967-68

PENALTY MINUTES

Most For	2,670	1988-89
Most Against	2,702	1988-89
Fewest For	554	1967-68
Fewest Against	750	1967-68

MINORS

Most For	773	1987-88
Most Against	752	1987-88
Fewest For	237	1967-68
Fewest Against	315	1967-68

MAJORS

Most For	118	1988-89
Most Against	114	1988-89
Fewest For	1	1967-68
Fewest Against	6	1967-68

MISCONDUCTS

Most For	69	1981-82
Most Against	87	1981-82
Fewest For	1	1968-69
Fewest Against	7	1976-77

SHOTS ON GOAL

Most For	2,761	1974-75
Most Against	2,908	1983-84
Fewest For	2,009	1998-99
Fewest Against	2,129	1998-99

POWER-PLAY GOALS

Most For	119	1988-89
Most Against	120	1987-88
Fewest For	37	1967-68
Fewest Against	31	1967-68

POWER-PLAY CHANCES

Most For	500	1987-88
Most Against	533	2005-06
Fewest For	262	1979-80, 1977-78
Fewest Against	193	1967-68

POWER-PLAY PERCENTAGE

Highest For	26.0	1995-96
Highest Against	27.4	1982-83
Lowest For	13.6	1967-68
Lowest Against	12.2	2011-12

SHORTHANDED GOALS

Most For	21	1988-89
Most Against	22	1984-85
Fewest For	2	1968-69, 1967-68
Fewest Against	4	1979-80, 1978-79, 1973-74

80 OR MORE POINT PLAYERS

Most For	6	1992-93
Fewest For	0	15 times (last 2012-13)

90 OR MORE POINT PLAYERS

Most For	5	1992-93
Fewest For	0	20 times (last 2012-13)

100 OR MORE POINT PLAYERS

Most For	4	1992-93
Fewest For	0	24 times (last 2012-13)

20 OR MORE GOAL PLAYERS

Most For	9	1989-90, 1974-75
Fewest For	1	2003-04, 2002-03, 1968-69

30 OR MORE GOAL PLAYERS

Most For	5	1992-93, 1975-76
Fewest For	0	8 times (last 2012-13)

40 OR MORE GOAL PLAYERS

Most For	3	1995-96, 1992-93, 1991-92
Fewest For	0	21 times (last 2012-13)

50 OR MORE GOAL PLAYERS

Most For	2	1995-96, 1992-93, 1975-76
Fewest For	0	32 times (last 2012-13)

40 OR MORE ASSIST PLAYERS

Most For	7	1975-76
Fewest For	0	6 times (last 2003-04)

50 OR MORE ASSIST PLAYERS

Most For	6	1992-93
Fewest For	0	16 times (last 2012-13)

60 OR MORE ASSIST PLAYERS

Most For	5	1992-93
Fewest For	0	23 times (last 2012-13)

**100 OR MORE PENALTY
MINUTE PLAYERS**

Most For	15	1988-89
Fewest For	0	2012-13, 2011-12, 1968-69, 1967-68

**200 OR MORE PENALTY
MINUTE PLAYERS**

Most For	3	1981-82
Fewest For	0	32 times (last 2012-13)

GAMES**GOALS**

Most For, Home	12	Toronto (12/26/91) Washington (3/15/75)
Most For, Road	10	NY Rangers (4/9/93)
Most Against, Home	11	NY Rangers (11/25/92)
Most Against, Road	13	Philadelphia (3/22/84)
Most For, Two Consecutive Games	18	12/26/91-12/28/91 12/23/91-12/26/91 3/15/75-3/16/75
Most Against, Two Consecutive Games	19	3/22/84-3/24/84
Most For, Both Teams, Home	18	San Jose 10 – Pittsburgh 8 (1/13/96)
Most For, Both Teams, Road	17	Philadelphia 13 – Pittsburgh 4 (3/22/84)

ASSISTS

Most For, Home	20	Toronto (12/26/91) Washington (3/15/75)
Most For, Road	17	NY Rangers (12/3/90)
Most Against, Home	19	NY Rangers (11/25/92)
Most Against, Road	22	Philadelphia (3/22/84)
Most For, Both Teams, Home	28	NY Islanders (2/6/90) Edmonton (2/19/83)
Most For, Both Teams, Road	29	Hartford (12/26/80)

POINTS

Most For, Home	32	Toronto (12/26/91) Washington (3/15/75)
Most For, Road	25	NY Rangers (12/3/90)
Most Against, Home	30	NY Rangers (11/25/92)
Most Against, Road	35	Philadelphia (3/22/84)
Most For, Both Teams, Home	45	Edmonton (2/19/83)
Most For, Both Teams, Road	45	Philadelphia (3/22/84) Hartford (12/26/80)

POWER-PLAY GOALS

Most For, Home	6	Atlanta (10/27/05) Toronto (12/12/86)
Most For, Road	5	Calgary (10/28/98) San Jose (12/5/92) NY Islanders (12/23/91) San Jose (12/5/91)
Most Against, Home	6	Nashville (3/4/04)
Most Against, Road	5	Boston (10/5/89) Hartford (2/26/89) Buffalo (10/12/88)
Most For, Both Teams	10	New Jersey (10/29/86) (Pit 5, NJ 5)

POWER-PLAY CHANCES

Most For	12	vs. Florida (10/25/05) vs. NY Islanders (2/6/90)
Most Against	14	vs. Washington (10/11/88)
Most For, Both Teams	22	vs. Philadelphia (3/19/88) (Pit 10, Phi 12) at Washington (1/1/88) (Pit 9, Wash 13)

SHORTHANDED GOALS

Most For	2	33 times (last 2/18/12 at Philadelphia)
Most Against	3	vs. Ottawa (2/2/06) at Toronto (11/16/88)
Most For, Both Teams	4	vs. Chicago (12/6/89) (Pit 2, Chi 2)

PENALTIES

Most For, Home	28	Edmonton (1/19/88)
Most For, Road	32	NY Rangers (10/30/88)
Most Against, Home	24	Washington (11/25/89) Edmonton (1/19/80)
Most Against, Road	34	NY Islanders (2/11/11)
Most For, Both Teams, Home	52	Edmonton (1/19/80)
Most For, Both Teams, Road	65	NY Islanders (2/11/11)

PENALTY MINUTES

Most For, Home	144	Edmonton (1/19/88)
Most For, Road	163	NY Islanders (2/11/11)
Most Against, Home	123	Edmonton (1/19/88)
Most Against, Road	183	NY Islanders (2/11/11)

Most For, Both Teams, Home

267 Edmonton (1/19/80)
(Pit 144, Edm 123)

Most For, Both Teams, Road

346 NY Islanders (2/11/11)
(NYI 183, Pit 163)

SHOTS

Most For, Home	65	Washington (3/15/75)
Most For, Road	53	Montreal (12/16/00)
Most Against, Home	55	Montreal (10/23/76)
Most Against, Road	62	Chicago (3/12/89)
Fewest For, Home	11	Los Angeles (10/10/03) Carolina (12/16/01)
Fewest For, Road	11	Ottawa (12/26/03) Carolina (12/18/03) Boston (3/27/77)
Fewest Against, Home	11	Phoenix (12/11/99)
Fewest Against, Road	13	Phoenix (12/12/98) Los Angeles (10/22/69)

SAVES

Most For, Home	51	Detroit (1/31/98)
Most For, Road	57	Chicago (3/12/89)
Most Against, Home	53	Montreal (3/10/74)
Most Against, Road	49	Montreal (12/16/00)
Fewest For, Home	9	Phoenix (12/11/99) Colorado (1/3/98)
Fewest For, Road	11	Carolina (12/4/98) Edmonton (10/31/98) Phoenix (12/12/97) Vancouver (11/17/87)
Fewest Against, Home	11	St. Louis (1/19/00) Philadelphia (3/21/98)
Fewest Against, Road	9	Montreal (10/13/84)

LARGEST MARGIN OF VICTORY

Home	11	Toronto (12/26/91) (12-1) Washington (3/15/75) (12-1)
Road	8	San Jose (12/5/91) (8-0)

LARGEST MARGIN OF DEFEAT

Home	9	New Jersey (10/28/00) (9-0)
Road	12	Montreal (2/22/79) (12-0)

PERIOD

GOALS

Most For, Home	8	San Jose (12/17/91)
Most For, Road	7	Quebec (2/27/95)
Most Against, Home	6	7 times (last 11/16/96 vs. NY Rangers)
Most Against, Road	7	Philadelphia (3/22/84)
Most For, Both Teams, Home		
	8	9 times (last 11/1/97 vs. Vancouver)

ASSISTS

Most For, Home	11	St. Louis (11/22/72)
Most For, Road	12	Quebec (2/27/95)
Most Against, Home	12	Quebec (2/16/85)
Most Against, Road	13	Philadelphia (3/22/84)
Most For, Both Teams, Home		
	15	Vancouver (10/6/76)
Most For, Both Teams, Road		
	16	Quebec (2/27/95)

POINTS

Most For, Home	18	St. Louis (11/22/72)
Most For, Road	19	Quebec (2/27/95)
Most Against, Home	18	Quebec (2/16/85)
Most Against, Road	20	Philadelphia (3/22/84)
Most For, Both Teams, Home		
	23	Vancouver (10/6/76)
Most For, Both Teams, Road		
	25	Quebec (2/27/95)

PENALTIES

Most For, Home	24	Edmonton (1/19/80)
Most For, Road	32	NY Rangers (10/30/88)
Most Against, Home	22	New Jersey (3/25/89)
Most Against, Road	33	Philadelphia (12/8/88)
Most For, Both Teams, Home		
	43	Edmonton (1/19/80)
Most For, Both Teams, Road		
	64	Philadelphia (12/8/88)

PENALTY MINUTES

Most For, Home	133	Edmonton (1/19/80)
Most For, Road	146	NY Rangers (10/30/88)
Most Against, Home	110	Edmonton (1/19/80)
Most Against, Road	141	Philadelphia (12/8/88)
Most For, Both Teams, Home		
	243	Edmonton (1/19/80)
Most For, Both Teams, Road		
	272	NY Rangers (10/30/88)

SHOTS

Most For, Home	27	Washington (3/15/75)
Most For, Road	25	San Jose (3/6/92)
Most Against, Home	25	Vancouver (1/7/89)
Most Against, Road	28	NY Islanders (12/5/78)
Fewest For, Home	0	San Jose (11/23/03)
Fewest For, Road	1	13 times (last 12/26/03 vs. Ottawa)
Fewest Against, Home	0	Florida (2/21/01)
Fewest Against, Road	0	Florida (12/20/00)

SAVES

Most For, Home	23	Vancouver (1/7/89)
Most For, Road	25	3 times (last 3/11/04 vs. Toronto)
Most Against, Home	24	Hartford (2/19/81)
Most Against, Road	22	Minnesota (3/23/74)
Fewest For, Home	0	Florida (2/21/01)
		Boston (3/14/89)
Fewest For, Road	0	Florida (12/20/00)
		Phoenix (12/12/97)
Fewest Against, Home	0	San Jose (11/23/03)
Fewest Against, Road	0	Boston (12/15/68)

PLAYER RECORDS

SEASON

GOALS

Overall	85	Mario Lemieux (1988-89)
Center	85	Mario Lemieux (1988-89)
Right Wing	62	Jaromir Jagr (1995-96)
Left Wing	55	Kevin Stevens (1992-93)
Defenseman	30	Paul Coffey (1988-89)
Rookie	43	Mario Lemieux (1984-85)
Rookie Defenseman	12	Zarley Zalapski (1988-89)

ASSISTS

Overall	114	Mario Lemieux (1988-89)
Center	114	Mario Lemieux (1988-89)
Right Wing	87	Jaromir Jagr (1995-96)
Left Wing	69	Kevin Stevens (1991-92)
Defenseman	83	Paul Coffey (1988-89)
Rookie	63	Sidney Crosby (2005-06)
Rookie Defenseman	33	Zarley Zalapski (1988-89)
Goaltender	8	Tom Barrasso (1992-93)

POINTS

Overall	199	Mario Lemieux (1988-89)
Center	199	Mario Lemieux (1988-89)
Right Wing	149	Jaromir Jagr (1995-96)
Left Wing	123	Kevin Stevens (1991-92)
Defenseman	113	Paul Coffey (1988-89)
Rookie	102	Sidney Crosby (2005-06)
Rookie Defenseman	45	Zarley Zalapski (1988-89)
Goaltender	8	Tom Barrasso (1992-93)

PENALTY MINUTES

Overall	409	Paul Baxter (1981-82)
Center	157	Dave Hannan (1988-89)
Right Wing	285	Jay Caufield (1988-89)
Left Wing	378	Dave Schultz (1977-78)

Defenseman	409	Paul Baxter (1981-82)
Rookie	285	Jay Caufield (1988-89)
Rookie Defenseman	172	Colin Campbell (1974-75)
Goaltender	60	Andy Brown (1973-74)

SHOTS

Overall	403	Jaromir Jagr (1995-96)
Center	382	Mario Lemieux (1987-88)
Right Wing	403	Jaromir Jagr (1995-96)
Left Wing	326	Kevin Stevens (1992-93)
Defenseman	342	Paul Coffey (1988-89)
Rookie	278	Sidney Crosby (2005-06)
Rookie Defenseman	156	Darryl Edestrand (1971-72)

POWER-PLAY GOALS

Overall	31	Mario Lemieux (1995-96; 1988-89)
Center	31	Mario Lemieux (1995-96; 1988-89)
Right Wing	24	Rob Brown (1988-89)
Left Wing	26	Kevin Stevens (1992-93)
Defenseman	13	Kevin Hatcher (1997-98) Doug Bodger (1987-88)
Rookie	16	Evgeni Malkin (2006-07) Sidney Crosby (2005-06)
Rookie Defenseman	5	Zarley Zalapski (1988-89)

POWER-PLAY ASSISTS

Overall	58	Mario Lemieux (1987-88)
Center	58	Mario Lemieux (1987-88)
Right Wing	34	Jaromir Jagr (1998-99)
Left Wing	27	Pat Boutette (1981-82)
Defenseman	53	Paul Coffey (1988-89)
Rookie	31	Sidney Crosby (2005-06)
Rookie Defenseman	23	Zarley Zalapski (1988-89)

POWER-PLAY POINTS

Overall	80	Mario Lemieux (1988-89; 1987-88)
Center	80	Mario Lemieux (1988-89; 1987-88)
Right Wing	51	Jaromir Jagr (1995-96)
Left Wing	44	Kevin Stevens (1992-93)
Defenseman	64	Paul Coffey (1988-89)
Rookie	47	Sidney Crosby (2005-06)
Rookie Defenseman	28	Zarley Zalapski (1988-89)

SHORTHANDED GOALS

Overall	13	Mario Lemieux (1988-89)
Center	13	Mario Lemieux (1988-89)
Right Wing	4	Pascal Dupuis (2010-11) Rick Tocchet (1992-93) Jean Pronovost (1973-74)
Left Wing	5	Ryan Malone (2005-06)
Defenseman	2	Kevin Hatcher (1998-99) Darius Kasparaitis (1997-98) Larry Murphy (1992-93; 1991-92) Grant Jennings (1991-92) Paul Coffey (1987-88) Moe Mantha (1985-86) Bob Woytowich (1968-69)
Rookie	*7	Jordan Staal (2006-07)

*NHL rookie record

MOST CONSECUTIVE GAMES WITH A...

Goal	12	Mario Lemieux (18 goals), 10/6/92 - 11/1/92
Assist	16	Jaromir Jagr (24 assists) 1/9/01 - 2/16/01
Point	46	Mario Lemieux (39G-64A=103Pts) 10/31/89 - 2/14/90
Goal (Rookie)	7	Mike Bullard (8 goals) 1/23/82 - 2/6/82
Assist (Rookie)	6	Sidney Crosby (7 assists) 10/5/05 - 10/15/05 Mario Lemieux (9 assists) 12/7/84 - 12/21/84 (9 assists) 10/27/84 - 11/8/84
Point (Rookie)	11	Mike Bullard (3G-10A=13Pts) 12/12/81 - 1/3/82

MONTH

Goals	18	Mario Lemieux (March 1993)
Assists	25	Mario Lemieux (March 1988)
Points	38	Mario Lemieux (October 1988) (11 games - 16G-22A)

GAME

Goals	5	Mario Lemieux (3 times) (vs. St. Louis, 3/26/96) (at NY Rangers, 4/9/93) (vs. New Jersey, 12/31/88)
Assists	6	Mario Lemieux (4 times) (vs. Tampa Bay, 11/1/95) (at San Jose, 12/5/92) (vs. New Jersey, 12/31/88) (vs. St. Louis, 10/15/88) Greg Malone (vs. Quebec, 11/28/79) Ron Stackhouse (vs. Philadelphia, 3/8/75)
Points	8	Mario Lemieux (2 times) (vs. New Jersey, 12/31/88, 5G-3A) (vs. St. Louis, 10/15/88, 2G-6A)
Shots	14	Ron Stackhouse (vs. Washington, 4/3/76)
Penalties	9	Russ Anderson (vs. Edmonton, 1/19/80)
Penalty Minutes	51	Russ Anderson (vs. Edmonton, 1/19/80)

PERIOD

Goals	4	Mario Lemieux (at Montreal, 1/26/97)
Assists	4	Jaromir Jagr (vs. St. Louis, 12/19/96) Mario Lemieux (vs. Tampa Bay, 11/1/95) Paul Coffey (vs. NY Islanders, 2/6/90) Ron Stackhouse (vs. Philadelphia, 3/8/75) Syl Apps (vs. Detroit, 3/24/71)
Points	4	24 times - last time Bill Guerin (2G-2A), Chris Kunitz (1G-3A) (vs. Ottawa, 12/23/09)
Shots	9	Evgeni Malkin (at Phoenix, 10/30/08)
Penalties	8	Russ Anderson (vs. Edmonton, 1/19/80)
Penalty Minutes	46	Russ Anderson (vs. Edmonton, 1/19/80)

GOALTENDERS

GAMES		
All-Time	467	Marc-Andre Fleury
Season	67	Marc-Andre Fleury (2011-12) Marc-Andre Fleury (2009-10) Marc-Andre Fleury (2006-07)
Season, Home	37	Marc-Andre Fleury (2006-07) Johan Hedberg (2001-02)
Season, Road	34	Marc-Andre Fleury (2009-10)

MINUTES PLAYED		
All-Time	26613	Marc-Andre Fleury
Season	3906	Marc-Andre Fleury (2006-07)
Season, Home	2188	Marc-Andre Fleury (2006-07)
Season, Road	1941	Marc-Andre Fleury (2009-10)

WINS		
All-Time	249	Marc-Andre Fleury
Season	43	Tom Barrasso (1992-93)
Season, Home	24	Marc-Andre Fleury (2011-12) Tom Barrasso (1992-93)
Season, Road	19	Tom Barrasso (1992-93)

LOSSES		
All-Time	153	Tom Barrasso
Season	34	Johan Hedberg (2001-02)
Season, Home	18	Johan Hedberg (2001-02)
Season, Road	17	Michel Dion (1981-82) Les Binkley (1967-68)

TIES		
All-Time	53	Tom Barrasso
Season	15	Denis Herron (1977-78)
Season, Home	9	Les Binkley (1967-68)
Season, Road	7	Greg Millen (1980-81) Denis Herron (1978-79) Denis Herron (1977-78)

SAVES		
All-Time	12070	Tom Barrasso
Season	1920	Denis Herron (1977-78)
Season, Home	1017	Marc-Andre Fleury (2006-07)
Season, Road	982	Denis Herron (1977-78)
All-Time Per Game	30.6	Joe Daley
Season Per Game	32.6	Denis Herron (1977-78)
Season Per Game, Home	31.2	Joe Daley (1968-69)
Season Per Game, Road	35.8	Denis Herron (1977-78)

SHUTOUTS		
All-Time	23	Marc-Andre Fleury
Season	7	Tom Barrasso (1997-98)
Season, Home	5	Marc-Andre Fleury (2006-07)
Season, Road	6	Tom Barrasso (1997-98)

WINNING PERCENTAGE	
All-Time (Min. 30 games)	.629 Patrick Lalime (21-12-2)
Season (Min. 30 games)	.734 Tom Barrasso (43-14-5) (1992-93)

GOALS AGAINST		
All-Time	1409	Tom Barrasso
Season	258	Greg Millen (1980-81)
Season, Home	128	Greg Millen (1980-81)
Season, Road	130	Greg Millen (1980-81)

GOALS-AGAINST AVERAGE		
All-Time (Min. 30 Games)	2.51	Ty Conklin
Season (Min. 30 Games)	2.07	Tom Barrasso (1997-98)
Season, Home	2.02	Al Smith (1970-71)
Season, Road	1.83	Tom Barrasso (1997-98)

SAVE PERCENTAGE

All-Time (Min. 30 Games)	.923	Ty Conklin
Season (Min. 30 Games)	.923	Ty Conklin (2007-08)

LONGEST CONSECUTIVE STREAKS

Games Played	26	Greg Millen (2/7/81 - 4/4/81) (11-10-5)
Wins	14	Tom Barrasso (3/9/93 - 4/9/93)
Wins, Home	13	Marc-Andre Fleury (2/2/13 - 4/17/13) Jim Rutherford (2/16/72 - 11/16/72)
Wins, Road	8	Tomas Vokoun (1/31/13 - 4/22/13)
Unbeaten	16*	Patrick Lalime (12/6/96 - 1/21/97) (14-0-2)
Unbeaten, Home	18	Michel Plasse (1/11/75 - 12/31/75) (14-0-4)
Unbeaten, Road	7	Tom Barrasso (2 times) (11/15/97 - 12/19/97) (5-0-2) (10/20/95 - 11/17/95) (5-0-2) Denis Herron (3/13/79 - 3/27/79) (5-0-2)
Losses	9	Michel Dion (12/20/83 - 3/1/84)
Losses, Home	7	Sebastien Caron (12/31/03 - 2/10/04)
Losses, Road	10	Denis Herron (12/22/84 - 3/30/85) Joe Daley (11/13/68 - 3/20/69)
Winless	15	Al Smith (1/28/71 - 4/1/71) (0-10-5)
Winless, Home	9	Les Binkley (11/6/68 - 12/21/68) (0-8-1)
Winless, Road	26	Al Smith (3/5/70 - 4/1/71) (0-18-8)

LONGEST SHUTOUT SEQUENCE

Individual	173:06	Tomas Vokoun (3/22/13 - 4/2/13)
Team	218:48	Vokoun/Fleury (3/24/13 - 4/2/13)
Against	183:15	1/31/80 - 2/9/80

* = NHL Record to begin a career

STREAKS

SEASON	OVERALL				HOME				ROAD			
	WIN	POINT	LOSS	WIN-LESS	WIN	POINT	LOSS	WIN-LESS	WIN	POINT	LOSS	WIN-LESS
1967-68	4	5	3	4	3	5	2	5	3	3	5	8
1968-69	4	6	7	9	4	4	4	6	2	5	8	14
1969-70	3	4	6	10	4	6	3	4	2	2	4	9
1970-71	2	4	4	8	7	7	2	5	2	3	15	*18
1971-72	4	5	6	9	3	4	3	4	3	6	6	14
1972-73	4	5	5	8	4	8	3	3	1	2	9	9
1973-74	3	4	6	8	3	6	4	4	2	3	4	5
1974-75	3	7	3	7	9	*20	2	4	3	4	4	6
1975-76	4	11	3	7	6	10	4	4	2	6	7	9
1976-77	3	6	4	6	3	7	2	3	2	2	3	6
1977-78	2	7	5	6	2	6	3	5	2	6	5	8
1978-79	4	10	4	5	6	8	3	3	3	7	6	8
1979-80	3	7	6	8	4	7	5	5	2	3	7	7
1980-81	6	6	3	6	5	6	3	3	2	4	8	11
1981-82	4	7	4	9	4	8	2	5	3	3	7	12
1982-83	3	5	11	*18	3	3	4	7	1	2	*18	*18
1983-84	2	3	8	8	1	2	7	11	4	5	6	7
1984-85	5	5	9	12	3	3	4	7	2	2	8	10
1985-86	5	6	5	7	4	10	4	6	2	2	5	5
1986-87	7	7	4	9	6	6	2	3	2	2	4	12
1987-88	4	4	6	10	6	6	3	7	4	4	4	5
1988-89	5	8	4	6	6	12	4	4	3	4	4	8
1989-90	4	5	4	8	7	7	4	4	2	3	8	13
1990-91	6	7	3	5	11	14	3	5	3	4	6	10
1991-92	4	6	4	6	9	9	4	4	5	5	4	7
1992-93	#17	*18	3	3	10	11	2	3	*7	*8	3	2
1993-94	4	8	4	4	4	7	3	3	4	4	2	4
1994-95	7	13	3	3	7	9	2	2	4	6	3	3
1995-96	8	8	3	3	8	8	3	3	3	6	4	5
1996-97	6	14	6	6	6	8	3	3	6	7	8	13
1997-98	6	8	3	6	5	10	2	5	5	7	3	5
1998-99	10	10	3	8	9	11	3	4	2	3	3	6
1999-00	4	5	4	8	5	8	3	5	3	3	6	8
2000-01	4	5	2	6	4	5	5	7	2	6	4	4
2001-02	6	6	7	10	3	7	4	4	3	4	6	6
2002-03	4	5	9	16	3	6	5	10	3	3	6	7
2003-04	4	6	*13	*18	3	8	*14	*16	3	3	6	11
2005-06	2	5	10	10	2	3	5	6	2	3	5	9
2006-07	6	16	5	5	8	11	3	3	4	7	4	4
2007-08	8	10	4	4	8	11	2	2	4	6	2	3
2008-09	7	12	5	5	5	8	5	5	5	7	4	5
2009-10	7	9	5	5	5	11	2	2	*7	7	4	4
2010-11	12	15	2	4	7	9	3	3	*7	7	3	3
2011-12	11	14	6	6	10	10	4	4	4	5	3	3
2012-13	15	15	2	2	*12	12	2	2	5	5	2	2

Longest Winning Streak	17	3/9/93 - 4/10/93
Longest Home Winning Streak	12	2/22/13 - 3/30/13
Longest Road Winning Streak	7	11/6/10 - 12/11/10 10/3/09 - 11/3/09 3/14/93 - 4/9/93
Longest Unbeaten Streak	18	3/9/93 - 4/14/93 (17-0-1)
Longest Home Unbeaten Streak	20	11/30/74 - 2/22/75 (12-0-8)
Longest Road Unbeaten Streak	8	3/14/93 - 4/14/93 (7-0-1)
Longest Losing Streak	13	1/13/04 - 2/12/04
Longest Home Losing Streak	14	12/31/03 - 3/22/04
Longest Road Losing Streak	18	12/23/82 - 3/4/83
Longest Winless Streak	18	1/13/04 - 2/22/04 (0-17-1) 1/2/83 - 2/10/83 (0-17-1)
Longest Home Winless Streak	16	12/31/03 - 3/4/04 (0-15-1)
Longest Road Winless Streak	18	12/23/82 - 3/4/83 (0-18-0) 10/25/70 - 1/14/71 (0-11-7)
Consecutive Games Without Being Shutout	211	1/7/89 - 10/28/91
Consecutive Home Games Without Being Shutout	206	1/28/92 - 10/8/97
Consecutive Road Games Without Being Shutout	120	1/12/90 - 12/29/91
Consecutive Games Without Shutting Out Opponent	156	3/12/77 - 12/9/78
Consecutive Home Games Without Shutting Out Opponent	95	4/2/80 - 12/1/82
Consecutive Road Games Without Shutting Out Opponent	188	1/24/87 - 12/5/91
Consecutive Games Tied	4	12/8/79 - 12/15/79
Consecutive Games Going to Shootout	4	3/21/11 - 3/27/11 3/8/09 - 3/14/09

MONTH BY MONTH

	OCT.	NOV.	DEC.	JAN.	FEB.	MAR.	APR.	MAY	SEASON
1967-68	3-6-1	6-3-2	4-8-2	4-7-2	4-5-3	6-5-3			27-34-13
1968-69	1-4-2	4-8-2	2-10-2	3-10-1	4-6-2	6-7-2			20-45-11
1969-70	1-4-3	5-6-2	5-7-0	3-7-3	8-5-0	3-7-4	1-2-0		26-38-12
1970-71	2-4-3	3-6-5	5-7-3	6-5-1	3-7-3	2-7-3	0-1-2		21-37-20
1971-72	5-5-2	3-9-0	3-7-4	1-8-3	7-6-0	6-3-4	1-0-1		26-38-14
1972-73	5-5-0	7-5-2	3-6-4	6-9-0	6-5-1	4-7-2	1-0-0		32-37-9
1973-74	4-4-1	3-7-2	2-10-2	5-8-0	5-6-1	7-4-3	2-2-0		28-41-9
1974-75	2-4-1	6-6-3	4-6-4	8-3-2	7-3-3	9-4-2	1-2-0		37-28-15
1975-76	4-2-1	6-8-1	5-7-2	4-7-3	8-2-4	7-6-1	1-1-0		35-33-12
1976-77	2-6-4	6-5-1	7-5-1	7-4-2	5-5-4	5-8-1	2-0-0		34-33-13
1977-78	3-5-1	4-6-3	4-6-4	5-5-3	4-2-5	2-11-2	3-2-0		25-37-18
1978-79	1-6-2	5-7-1	9-2-4	5-7-1	6-3-1	8-4-4	2-2-0		36-31-13
1979-80	4-4-1	5-4-3	5-3-7	5-10-0	4-7-0	6-7-2	1-2-0		30-37-13
1980-81	4-5-1	2-8-3	5-6-3	6-6-1	7-5-1	5-6-3	1-1-1		30-37-13
1981-82	5-7-2	7-1-2	4-7-2	5-8-2	3-8-2	5-5-3	2-0-0		31-36-13
1982-83	3-9-1	5-3-3	3-9-2	1-12-1	3-11-0	3-7-2	0-2-0		18-53-9
1983-84	3-9-0	3-7-3	3-8-2	1-11-0	3-10-1	3-12-0	0-1-0		16-58-6
1984-85	5-4-0	1-8-3	8-5-1	4-8-1	2-10-0	4-12-0	0-4-0		24-51-5
1985-86	3-5-2	5-7-1	8-6-1	7-4-2	7-4-1	3-9-1	1-3-0		34-38-8
1986-87	8-3-0	5-5-4	2-7-3	4-8-1	4-7-2	5-8-2	2-0-0		30-38-12
1987-88	3-6-3	6-4-2	7-4-2	5-9-2	4-7-0	9-5-0	2-0-0		36-35-9
1988-89	7-4-0	7-6-0	9-2-3	5-6-1	4-6-3	6-9-0	2-0-0		40-33-7
1989-90	3-7-2	6-7-0	7-5-1	6-6-1	8-5-1	2-10-3			32-40-8
1990-91	6-6-1	5-6-1	10-6-1	7-4-0	4-7-1	9-4-2			41-33-6
1991-92	5-5-2	8-3-2	9-5-0	3-7-1	3-7-3	10-3-1	1-2-0		39-32-9
1992-93	8-1-2	9-5-1	9-3-1	8-5-1	5-5-1	11-2-0	6-0-1		56-21-7

	OCT.	NOV.	DEC.	JAN.	FEB.	MAR.	APR.	MAY	SEASON
1993-94	7-4-1	5-3-5	6-4-2	6-3-3	7-6-1	9-5-1	4-2-0		44-27-13
1994-95				5-0-0	9-3-2	8-6-0	7-5-1	0-2-0	29-16-3
1995-96	4-2-2	10-3-1	10-4-0	7-7-0	6-5-1	9-5-0	3-3-0		49-29-4
1996-97	2-8-0	6-5-2	11-2-2	8-3-1	4-7-0	5-8-2	2-3-1		38-36-8
1997-98	7-5-2	7-4-3	7-3-3	8-3-2	1-2-3	6-3-4	4-4-1		40-24-18
1998-99	4-3-2	6-3-3	5-4-2	8-5-0	9-5-0	4-5-6	2-5-1		38-30-14
1999-00	2-3-3-1	6-5-0-2	8-4-0-2	5-8-1-0	5-3-4-1	8-6-0-0	3-2-0-0		37-31-8-6
2000-01	5-4-1-0	6-4-2-1	6-6-3-0	8-5-0-1	7-3-1-0	8-5-2-0	2-1-0-1		42-28-9-3
2001-02	4-6-1-1	6-4-2-1	4-7-2-0	8-6-0-1	1-4-1-1	5-7-1-1	0-7-1-0		28-41-8-5
2002-03	6-2-2-0	5-4-1-3	4-9-0-2	6-7-1-0	4-8-0-0	1-13-2-0	1-1-0-0		27-44-6-5
2003-04	2-4-3-0	3-8-1-1	4-8-1-2	2-14-0-0	2-9-0-1	8-4-3-0	2-0-0-0		23-47-8-4
2005-06	1-5-5	6-7-1	3-7-2	2-11-2	2-4-1	5-8-1	3-4-2		22-46-14
2006-07	6-3-0	5-5-4	5-7-2	8-2-2	9-3-1	12-3-2	2-1-0		47-24-11
2007-08	6-4-1	5-7-1	9-5-0	8-3-2	8-3-3	10-4-1	1-1-0		47-27-8
2008-09	5-4-2	9-2-1	5-8-1	5-8-1	7-4-1	10-1-2	4-1-1		45-28-9
2009-10	11-3-0	8-6-0	7-5-1	8-7-0	2-1-3	8-4-3	3-2		47-28-7
2010-11	6-5-1	10-3-1	9-3-1	6-4-1	6-6-2	8-4-2	4-0-0		49-25-8
2011-12	8-3-2	6-4-2	7-6-0	8-4-0	8-4-1	11-3-1	3-1-0		51-25-6
2012-13				4-3-0	9-5-0	15-0-0	8-4-0		36-12-0
TOTALS	186-198-66-2	241-227-82-8	252-249-83-6	244-287-51-2	234-239-68-3	296-266-83-1	90-74-13-1	0-2-0	1,543-1,542-446-23

OVERTIME

ALL-TIME OVERTIME RECORD

YEAR	OVERALL					HOME					ROAD				
	GP	W	L	T/SO	PTS	GP	W	L	T/SO	PTS	GP	W	L	T/SO	PTS
1983-84	12	1	5	6	8	7	0	3	4	4	5	1	2	2	4
1984-85	8	3	0	5	11	3	0	0	3	3	5	3	0	2	8
1985-86	14	3	3	8	14	7	1	1	5	7	7	2	2	3	7
1986-87	21	5	4	12	22	11	4	1	6	14	10	1	3	6	8
1987-88	16	5	2	9	19	9	2	1	6	10	7	3	1	3	9
1988-89	10	2	1	7	11	3	0	0	3	3	7	2	1	4	8
1989-90	14	3	3	8	14	7	2	2	3	7	7	1	1	5	7
1990-91	12	4	2	6	14	7	3	1	3	9	5	1	1	3	5
1991-92	12	2	1	9	13	8	1	1	6	8	4	1	0	3	5
1992-93	10	3	0	7	13	6	2	0	4	8	4	1	0	3	5
1993-94	19	4	2	13	21	11	2	1	8	12	8	2	1	5	9
1994-95	5	1	1	3	5	1	0	0	1	1	4	1	1	2	4
1995-96	9	3	2	4	10	4	2	2	0	4	5	1	0	4	6
1996-97	13	1	4	8	10	9	1	3	5	7	4	0	1	3	3
1997-98	23	3	2	18	24	13	2	1	10	14	10	1	1	8	10
1998-99	22	7	1	14	28	14	4	0	10	18	8	3	1	4	10
1999-00*	17	3	6	8	20	7	0	0	7	7	10	3	6	1	13
2000-01*	15	3	3	9	18	4	2	0	2	6	11	1	3	7	12
2001-02*	20	7	5	8	27	10	5	1	4	15	10	2	4	4	12
2002-03*	14	3	5	6	17	7	3	2	2	10	7	0	3	4	7
2003-04*	19	7	4	8	26	10	4	0	6	14	9	3	4	2	12
2005-06**	19	5	8	6	24	11	3	5	3	14	8	2	3	3	10
2006-07**	27	16	5	6	43	11	6	2	3	17	16	10	3	3	26
2007-08**	16	8	4	4	24	8	3	2	3	11	8	5	2	1	13
2008-09**	21	12	3	6	33	8	5	1	2	13	13	7	2	4	20
2009-10**	21	14	5	2	35	10	6	3	1	16	11	8	2	1	19
2010-11**	23	15	5	3	38	7	5	2	0	12	16	10	3	3	26
2011-12**	17	11	3	3	28	8	6	2	0	14	9	5	1	3	14
2012-13**	5	5	0	0	10	2	2	0	0	4	3	3	0	0	6
TOTALS	454	159	89	206	580	223	76	37	110	282	231	83	52	96	298

* = Losses worth one point

** = Wins include shootout wins, ties/shootouts include shootout losses. For a breakdown of shootout results, please see Shootout page.

ALL-TIME OVERTIME VS. EACH TEAM

TEAM	GP	RECORD	TEAM	GP	RECORD
Anaheim	4	0-2-2	Nashville	5	2-0-3
Boston	21	9-2-10	New Jersey	24	5-8-11
Buffalo	28	8-6-14	NY Islanders	32	13-3-16
Calgary	8	1-0-7	NY Rangers	41	18-8-15
Carolina	23	8-5-10	Ottawa	18	7-1-10
Chicago	10	2-1-7	Philadelphia	36	11-10-15
Colorado	11	2-3-6	Phoenix	8	3-3-2
Columbus	4	3-0-1	St. Louis	12	2-4-6
Dallas	7	3-1-3	San Jose	7	1-1-5
Detroit	12	4-2-6	Tampa Bay	13	3-3-7
Edmonton	7	2-1-4	Toronto	15	6-6-3
Florida	16	9-3-4	Vancouver	10	5-1-4
Los Angeles	15	6-5-4	Washington	27	11-5-11
Minnesota	2	0-0-2	Winnipeg	8	5-1-2
Montreal	30	10-4-16	TOTALS	454	159-89-206

WINS

PLAYER	DATE	TIME	OPPONENT	GOALIE	SCORE
Randy Carlyle	12/23/83	2:12	@ New Jersey	Resch	6-5
Mario Lemieux	11/14/84	3:54	@ Winnipeg	Behrend	4-3
Randy Hillier	12/7/84	1:35	@ NY Rangers	Hanlon	4-3
Wayne Babych	3/9/85	1:06	@ Boston	Peeters	6-5
Dan Frawley	12/19/85	0:38	@ Minnesota	Casey	4-3
Doug Shedden	2/24/86	3:54	vs. Los Angeles	Melanson	6-5
Mario Lemieux	4/6/86	0:25	@ NY Rangers	Hanlon	5-4
Doug Bodger	10/11/86	0:50	vs. NY Rangers	Vanbiesbrouck	6-5
Mario Lemieux	10/14/86	3:40	vs. Los Angeles	Melanson	4-3
Randy Cunneynworth	10/22/86	2:30	vs. Buffalo	Cloutier	5-4
Chris Kontos	2/8/87	2:12	@ New Jersey	Chevrier	2-1
Mario Lemieux	4/4/87	1:26	vs. Detroit	Hanlon	4-3
Craig Simpson	10/31/87	4:05	@ Quebec	Brunetta	5-4
Moe Mantha	11/14/87	2:04	vs. NY Rangers	Vanbiesbrouck	3-2
Charlie Simmer	1/23/88	0:24	@ Montreal	Hayward	4-3
Mario Lemieux	2/2/88	4:11	vs. Washington	Peeters	3-2
Mario Lemieux	4/2/88	4:02	@ Washington	Malarchuk	7-6
Rob Brown	12/26/88	1:39	@ Hartford	Liut	4-3
Mario Lemieux	4/2/89	3:38	@ Philadelphia	Empty Net	6-5
Randy Hillier	10/14/89	1:40	vs. Montreal	Roy	2-1
Troy Loney	2/14/90	3:33	@ NY Rangers	Richter	4-3
Randy Gilhen	2/22/90	4:26	vs. NY Islanders	Fitzpatrick	4-3
Mark Recchi	11/24/90	1:11	vs. Washington	Liut	3-2
Scott Young	1/17/91	3:31	@ Toronto	Ing	6-5
Paul Stanton	1/29/91	2:46	vs. Washington	Beaupre	3-2
Kevin Stevens	3/21/91	0:13	vs. NY Rangers	Vanbiesbrouck	5-4

PLAYER	DATE	TIME	OPPONENT	GOALIE	SCORE
Phil Bourque	10/15/91	2:30	@ NY Islanders	Healy	7-6
Kevin Stevens	11/13/91	3:25	vs. Edmonton	Ranford	5-4
Jaromir Jagr	12/17/92	2:50	@ Philadelphia	Soderstrom	5-4
Jaromir Jagr	3/11/93	3:18	vs. Los Angeles	Stauber	4-3
Ulf Samuelsson	4/7/93	2:11	vs. Montreal	Roy	4-3
Joe Mullen	10/7/93	1:13	vs. Montreal	Roy	2-1
Jaromir Jagr	12/4/93	2:04	@ Hartford	Reese	7-6
Ron Francis	1/7/94	4:54	@ Buffalo	Hasek	4-3
Kevin Stevens	1/11/94	4:09	vs. Boston	Blue	5-4
Larry Murphy	3/4/95	4:36	@ Boston	Riendeau	4-3
Jaromir Jagr	11/17/95	2:48	@ Washington	Carey	3-2
Mario Lemieux	1/22/96	1:54	vs. Boston	Ranford	7-6
Mario Lemieux	2/18/96	2:17	vs. NY Rangers	Healy	4-3
Fredrik Olausson	3/8/97	0:19	vs. Philadelphia	Snow	3-2
Kevin Hatcher	10/25/97	0:41	@ Vancouver	McLean	3-2
Rob Brown	11/1/97	3:52	vs. Vancouver	McLean	7-6
Jaromir Jagr	11/22/97	0:25	vs. NY Rangers	Richter	4-3
Kevin Hatcher	12/15/98	3:17	vs. Tampa Bay	Schwab	3-2
Jaromir Jagr	12/26/98	1:18	vs. Ottawa	Tugnutt	2-1
Alexei Kovalev	2/9/99	4:31	vs. Montreal	Chabot	3-2
Jaromir Jagr	2/11/99	1:21	vs. Vancouver	Hirsch	6-5
Kip Miller	2/13/99	3:39	@ Nashville	Vokoun	3-2
Kip Miller	3/10/99	2:49	@ Carolina	Irbe	3-2
Jaromir Jagr	4/18/99	1:22	@ NY Rangers	Richter	2-1
Robert Lang	1/31/00	4:28	@ Atlanta	Fankhouser	2-1
Hans Jonsson	3/30/00	2:25	@ Washington	Kolzig	4-3
Jaromir Jagr	4/7/00	0:13	@ Buffalo	Hasek	2-1
Alexei Kovalev	2/10/01	0:18	vs. New Jersey	Brodeur	5-4
Alexei Kovalev	2/17/01	1:19	@ Columbus	Tugnutt	3-2
Mario Lemieux	2/21/01	2:10	vs. Florida	Luongo	3-2
Billy Tibbetts	11/3/01	1:51	vs. Tampa Bay	Khabibulin	2-1
Jan Hrdina	11/17/01	4:41	vs. NY Rangers	Blackburn	1-0
Aleksey Morozov	1/24/02	1:29	@ NY Islanders	Snow	5-4
Randy Robitaille	1/26/02	4:02	vs. Atlanta	Hnilicka	3-2
Michal Rozsival	2/28/02	1:42	@ Columbus	Tugnutt	4-3
Alexei Kovalev	3/5/02	3:23	vs. Florida	Luongo	6-5
Jan Hrdina	3/9/02	0:37	vs. NY Rangers	Richter	3-2
Martin Straka	1/4/03	0:42	vs. NY Islanders	Snow	3-2
Mario Lemieux	2/18/03	1:35	vs. Edmonton	Salo	4-3
Shawn Heins	2/22/03	4:33	vs. St. Louis	Johnson	2-1
Ryan Malone	11/1/03	2:10	vs. Boston	Raycroft	3-2
Aleksey Morozov	11/14/03	3:09	@ Buffalo	Noronen	2-1
Ryan Malone	11/22/03	2:40	vs. Ottawa	Lalime	2-1
Ric Jackman	2/25/04	1:48	@ Phoenix	Boucher	4-3

PLAYER	DATE	TIME	OPPONENT	GOALIE	SCORE
Ryan Malone	2/29/04	2:45	@ NY Islanders	Snow	3-2
Aleksey Morozov	3/19/04	1:17	vs. Carolina	Weekes	4-3
Aleksey Morozov	3/21/04	4:52	vs. NY Rangers	Dunham	4-3
Sergei Gonchar	11/1/05	1:01	@ New Jersey	Clemmensen	4-3
Sidney Crosby	11/16/05	4:13	@ Philadelphia	Niittymaki	3-2
Sidney Crosby	12/31/05	3:31	vs. NY Rangers	Lundqvist	4-3
Sidney Crosby	3/24/06	3:28	vs. NY Islanders	DiPietro	4-3
Sergei Gonchar	10/19/06	3:33	@ NY Islanders	Dunham	4-3
Evgeni Malkin	11/1/06	2:45	@ Los Angeles	Cloutier	4-3
Colby Armstrong	12/9/06	3:51	@ Atlanta	Lehtonen	4-3
Jordan Staal	2/10/07	3:54	@ Toronto	Raycroft	6-5
Colby Armstrong	2/22/07	2:39	@ Florida	Belfour	2-1
Colby Armstrong	3/10/07	1:19	vs. NY Rangers	Lundqvist	3-2
Sergei Gonchar	12/27/07	1:33	vs. Washington	Kolzig	4-3
Tyler Kennedy	10/4/08	4:35	@ Ottawa	Gerber	4-3
Pascal Dupuis	10/14/08	4:49	vs. Philadelphia	Niittymaki	3-2
Ruslan Fedotenko	11/11/08	3:49	@ Detroit	Osgood	7-6
Sidney Crosby	12/22/08	0:43	@ Buffalo	Miller	4-3
Evgeni Malkin	2/4/09	4:44	vs. Tampa Bay	McKenna	4-3
Evgeni Malkin	2/27/09	1:36	@ Chicago	Niemi	5-4
Pascal Dupuis	11/14/09	1:24	vs. Boston	Thomas	6-5
Sidney Crosby	11/23/09	3:07	@ Florida	Vokoun	3-2
Evgeni Malkin	12/12/09	0:37	vs. Florida	Vokoun	3-2
Evgeni Malkin	3/4/10	3:42	@ NY Rangers	Lundqvist	5-4
Jordan Leopold	4/3/10	2:50	vs. Atlanta	Hedberg	4-3
Jordan Leopold	4/11/10	4:25	@ NY Islanders	Roloson	6-5
Alex Goligoski	10/15/10	1:51	vs. NY Islanders	DiPietro	3-2
Kris Letang	10/21/10	3:49	@ Nashville	Rinne	4-3
Jordan Staal	2/10/11	4:41	vs. Los Angeles	Quick	2-1
Tyler Kennedy	2/16/11	4:10	@ Colorado	Budaj	3-2
Dustin Jeffrey	3/5/11	1:52	@ Boston	Thomas	3-2
Kris Letang	11/26/11	2:09	@ Montreal	Price	4-3
Evgeni Malkin	1/22/12	1:31	vs. Washington	Neuvirth	4-3
Brandon Sutter	3/2/13	0:52	@ Montreal	Price	7-6
Tyler Kennedy	3/24/13	2:33	vs. Philadelphia	Bryzgalov	2-1

LOSSES

PLAYER	DATE	TIME	OPPONENT	GOALIE	SCORE
Lucien Deblois	10/12/83	1:34	vs. Winnipeg	Dion	4-3
Bobby Clarke	11/20/83	2:43	@ Philadelphia	Herron	5-4
Paul MacLean	1/18/84	1:28	vs. Winnipeg	Dion	5-4

PLAYER	DATE	TIME	OPPONENT	GOALIE	SCORE
Dave Andreychuk	2/8/84	0:35	vs. Buffalo	Herron	6-5
Mark Osborne	2/26/84	2:18	@ NY Rangers	Herron	4-3
Tiger Williams	11/16/85	3:10	@ Los Angeles	Romano	4-3
Murray Craven	12/22/85	2:12	@ Philadelphia	Meloche	3-2
Ilkka Sinisalo	4/5/86	1:59	vs. Philadelphia	Meloche	4-3
Steve Thomas	12/13/86	4:36	@ Toronto	Romano	3-2
Mike Bossy	12/23/86	3:25	@ NY Islanders	Romano	4-3
Mike Gartner	1/1/87	1:30	@ Washington	Romano	4-3
Tomas Sandstrom	3/14/87	1:05	vs. NY Rangers	Riggin	3-2
Kevin Dineen	1/9/88	0:55	@ Hartford	Meloche	5-4
Mario Marois	2/23/88	2:40	vs. Winnipeg	Pietrangelo	4-3
Dave Taylor	3/7/89	2:37	@ Los Angeles	Barrasso	3-2
Don Maloney	2/6/90	4:28	vs. NY Islanders	Barrasso	8-7
Craig MacTavish	3/6/90	1:17	@ Edmonton	Pietrangelo	4-3
Uwe Krupp	3/31/90	1:00	vs. Buffalo	Barrasso	3-2
Tony Granato	11/17/90	0:52	@ Los Angeles	Pietrangelo	2-1
Patrick Flatley	12/23/90	4:29	vs. NY Islanders	Pietrangelo	4-3
Donald Audette	1/23/92	3:25	vs. Buffalo	Young	5-4
Tony Amonte	2/21/94	0:08	@ NY Rangers	Barrasso	4-3
Randy Burridge	3/15/94	0:40	vs. Washington	Barrasso	5-4
Rod Brind'Amour	4/16/95	1:30	@ Philadelphia	Wregget	4-3
Yanic Perreault	10/21/95	0:40	vs. Los Angeles	Wregget	3-2
Steve Thomas	3/9/96	0:21	vs. New Jersey	Barrasso	4-3
Shawn Burr	10/5/96	1:37	vs. Tampa Bay	Barrasso	4-3
Adam Oates	11/14/96	1:05	@ Boston	Wregget	2-1
Valeri Kamensky	1/23/97	3:55	vs. Colorado	Lalime	4-3
Brendan Shanahan	2/8/97	2:01	vs. Detroit	Lalime	6-5
Valeri Kamensky	1/3/98	3:04	vs. Colorado	Skudra	5-4
Alexandre Daigle	3/8/98	4:03	@ Philadelphia	Wregget	4-3
Dixon Ward	3/28/99	2:27	@ Buffalo	Aubin	4-3
Teemu Selanne	10/27/99	3:38	@ Anaheim	Aubin	2-1
Sergei Fedorov	11/12/99	0:36	@ Detroit	Aubin	3-2
Mike Wilson	11/20/99	2:57	@ Florida	Aubin	2-1
Mats Sundin	12/4/99	0:27	@ Toronto	Barrasso	3-2
Adam Oates	12/29/99	4:32	@ Washington	Aubin	3-2
Luke Richardson	2/24/00	4:51	@ Philadelphia	Aubin	4-3
Joe Sakic	11/13/00	3:56	@ Colorado	Snow	3-2
Darryl Sydor	1/19/01	0:42	@ Dallas	Snow	6-5
John LeClair	4/7/01	4:39	@ Philadelphia	Snow	4-3
Pavol Demitra	10/20/01	3:35	@ St. Louis	Hedberg	2-1
Vaclav Prospal	11/10/01	4:29	@ Tampa Bay	Aubin	3-2
Marty Murray	1/29/02	1:47	@ Philadelphia	Aubin	3-2
Brian Rafalski	2/9/02	4:51	vs. New Jersey	Hedberg	2-1

PLAYER	DATE	TIME	OPPONENT	GOALIE	SCORE
Oleg Petrov	3/30/02	1:32	@ Montreal	Hedberg	2-1
Valeri Bure	11/6/02	2:19	@ Florida	Hedberg	4-3
Donald Audette	11/18/02	1:12	@ Montreal	Hedberg	5-4
Andrei Markov	11/20/02	2:25	vs. Montreal	Aubin	3-2
Mathieu Schneider	12/14/02	4:22	@ Los Angeles	Hedberg	3-2
Ilya Kovalchuk	12/30/02	4:40	vs. Atlanta	Aubin	3-2
Patrik Elias	11/21/03	0:39	@ New Jersey	Fleury	2-1
Markus Naslund	12/9/03	0:24	@ Vancouver	Fleury	4-3
Jeff O'Neill	12/18/03	2:14	@ Carolina	Caron	2-1
Eric Boguniecki	2/14/04	2:06	@ St. Louis	Caron	2-1
Glen Murray	10/8/05	1:23	vs. Boston	Caron	7-6
Jochen Hecht	10/10/05	4:39	@ Buffalo	Fleury	3-2
Mike Rathje	10/14/05	3:17	@ Philadelphia	Caron	6-5
Stephen Weiss	10/25/05	0:53	vs. Florida	Thibault	4-3
Chris Drury	12/16/05	1:32	vs. Buffalo	Fleury	4-3
Tomas Kaberle	12/27/05	2:26	vs. Toronto	Fleury	3-2
Bryan McCabe	1/2/06	1:02	@ Toronto	Thibault	3-2
Brian Gionta	4/2/06	2:22	vs. New Jersey	Fleury	3-2
Teemu Selanne	11/6/06	0:44	@ Anaheim	Thibault	3-2
Vincent Lecavalier	11/8/06	2:41	vs. Tampa Bay	Fleury	4-3
Martin Straka	11/25/06	4:57	vs. NY Rangers	Fleury	2-1
Sheldon Souray	2/4/07	2:01	@ Montreal	Fleury	4-3
Tomas Kaberle	3/31/07	3:55	@ Toronto	Fleury	5-4
Jason Strudwick	11/17/07	1:40	vs. NY Rangers	Fleury	4-3
Zach Parise	2/4/08	0:37	@ New Jersey	Conklin	4-3
Daniel Alfredsson	2/23/08	4:56	vs. Ottawa	Conklin	4-3
Chris Drury	3/31/08	1:46	@ NY Rangers	Fleury	2-1
Zach Parise	10/11/08	4:22	vs. New Jersey	Fleury	2-1
Jamie Langenbrunner	1/30/09	4:00	@ New Jersey	Fleury	4-3
Anton Babchuk	4/4/09	1:11	@ Carolina	Fleury	3-2
Kris Versteeg	12/5/09	2:38	vs. Chicago	Fleury	2-1
Mike Knuble	2/7/10	2:49	@ Washington	Fleury	5-4
Olli Jokinen	2/12/10	1:02	vs. NY Rangers	Fleury	3-2
Brian Pothier	3/11/10	0:23	@ Carolina	Johnson	4-3
Jamie McBain	3/20/10	4:59	vs. Carolina	Fleury	3-2
Erik Johnson	10/23/10	0:50	@ St. Louis	Johnson	1-0
Ryan Callahan	11/15/10	3:38	vs. NY Rangers	Fleury	3-2
Patrick Marleau	2/23/11	4:56	vs. San Jose	Fleury	3-2
Mikhail Grabovski	3/2/11	0:42	@ Toronto	Fleury	3-2
Ilya Kovalchuk	3/4/11	4:35	@ New Jersey	Johnson	2-1
Dennis Wideman	10/13/11	2:48	vs. Washington	Johnson	3-2
Alex Pietrangelo	11/23/11	4:07	vs. St. Louis	Fleury	3-2
Scott Hartnell	3/18/12	4:59	@ Philadelphia	Fleury	3-2

OVERTIME SCORING

PLAYER	G	A	PTS	PLAYER	G	A	PTS	PLAYER	G	A	PTS
Mario Lemieux	11	11	22	Moe Mantha	1	1	2	Dave Hannan	0	1	1
Jaromir Jagr	9	5	14	Mark Recchi	1	1	2	Rick Kehoe	0	1	1
EVGENI MALKIN	6	5	11	Paul Stanton	1	1	2	Milan Kraft	0	1	1
SIDNEY CROSBY	5	6	11	Billy Tibbetts	1	1	2	Janne Laukkanen	0	1	1
Sergei Gonchar	3	5	8	Stu Barnes	0	2	2	Norm Maciver	0	1	1
Alexei Kovalev	4	3	7	Kris Beech	0	2	2	Josef Melichar	0	1	1
Martin Straka	1	6	7	John Cullen	0	2	2	Tom O'Regan	0	1	1
Ron Francis	1	5	6	Mike Eastwood	0	2	2	Michel Ouellet	0	1	1
Dick Tarnstrom	0	6	6	Darius Kasparaitis	0	2	2	Wilf Paiment	0	1	1
Aleksey Morozov	4	1	5	Tomas Sandstrom	0	2	2	Lasse Pirjeta	0	1	1
Kevin Stevens	3	2	5	Bryan Smolinski	0	2	2	Steve Poapst	0	1	1
Larry Murphy	1	4	5	Maxime Talbot	0	2	2	Stephane Richer	0	1	1
Jordan Staal	1	4	5	Ryan Whitney	0	2	2	Gary Rissling	0	1	1
PASCAL DUPUIS	2	2	4	Zarley Zalapski	0	2	2	Gord Roberts	0	1	1
KRIS LETANG	2	2	4	DUSTIN JEFFREY	1	0	1	Miroslav Satan	0	1	1
Colby Armstrong	3	1	4	BRANDON SUTTER	1	0	1	Ville Siren	0	1	1
Tyler Kennedy	3	1	4	SIMON DESPRES	0	1	1	Tony Tanti	0	1	1
Ryan Malone	3	1	4	DERYK ENGELLAND	0	1	1	Rick Tocchet	0	1	1
Jan Hrdina	2	2	4	PAUL MARTIN	0	1	1				
Paul Coffey	0	4	4	MATT NISKANEN	0	1	1				
JAMES NEAL	0	3	3	Wayne Babych	1	0	1				
Rob Brown	2	1	3	Randy Carlyle	1	0	1				
Kevin Hatcher	2	1	3	Ruslan Fedotenko	1	0	1				
Randy Hillier	2	1	3	Randy Gilhen	1	0	1				
Kip Miller	2	1	3	Shawn Heins	1	0	1				
Doug Bodger	1	2	3	Chris Kontos	1	0	1				
Phil Bourque	1	2	3	Joe Mullen	1	0	1				
Alex Goligoski	1	2	3	Fredrik Olausson	1	0	1				
Ric Jackman	1	2	3	Randy Robitaille	1	0	1				
Michal Rozsival	1	2	3	Ulf Samuelsson	1	0	1				
Craig Simpson	1	2	3	Doug Shedden	1	0	1				
Scott Young	1	2	3	Charlie Simmer	1	0	1				
Jiri Slegr	0	3	3	Marc Bergevin	0	1	1				
German Titov	0	3	3	John Chabot	0	1	1				
Warren Young	0	3	3	Ron Duguay	0	1	1				
BROOKS ORPIK	0	2	2	Mark Eaton	0	1	1				
Jordan Leopold	2	0	2	Nils Ekman	0	1	1				
Randy Cunneynworth	1	1	2	Bob Errey	0	1	1				
Dan Frawley	1	1	2	Rico Fata	0	1	1				
Hans Jonsson	1	1	2	Andrew Ference	0	1	1				
Robert Lang	1	1	2	Lee Giffin	0	1	1				
Troy Loney	1	1	2	Bill Guerin	0	1	1				

SHOOTOUT

ALL-TIME RECORD

YEAR	OVERALL			HOME			ROAD		
	GP	W	L	GP	W	L	GP	W	L
2005-06	7	1	6	4	1	3	3	0	3
2006-07	16	10	6	8	5	3	8	5	3
2007-08	11	7	4	5	2	3	6	5	1
2008-09	12	6	6	5	3	2	7	3	4
2009-10	10	8	2	4	3	1	6	5	1
2010-11	13	10	3	3	3	0	10	7	3
2011-12	12	9	3	5	5	0	7	4	3
2012-13	3	3	0	1	1	0	2	2	0
TOTALS	84	54	30	35	23	12	49	31	18

ALL-TIME VS. EACH TEAM

TEAM	SHOOTOUTS AGAINST	W-L	TEAM	SHOOTOUTS AGAINST	W-L
Anaheim	0	0-0	Nashville	1	0-1
Boston	4	2-2	New Jersey	2	1-1
Buffalo	3	3-0	NY Islanders	10	4-6
Calgary	1	1-0	NY Rangers	6	3-3
Carolina	5	4-1	Ottawa	5	4-1
Chicago	2	1-1	Philadelphia	5	5-0
Colorado	0	0-0	Phoenix	1	1-0
Columbus	2	1-1	St. Louis	1	1-0
Dallas	2	2-0	San Jose	3	1-2
Detroit	2	2-0	Tampa Bay	2	0-2
Edmonton	1	0-1	Toronto	4	4-0
Florida	4	4-0	Vancouver	2	2-0
Los Angeles	1	1-0	Washington	5	3-2
Minnesota	1	0-1	Winnipeg	3	1-2
Montreal	6	3-3	TOTALS	84	54-30

ALL-TIME RESULTS

DATE	OPPONENT	W/L	WINNING GOAL	WINNING GOALIE	LOSING GOALIE	SHOOTOUT SCORE	FINAL SCORE
10/7/05	@ Carolina	L	Stillman	Ward	Caron	1-0	3-2
11/10/05	vs. Montreal	W	Crosby	Thibault	Theodore	1-0	3-2
11/14/05	vs. NY Islanders	L	Blake	DiPietro	Thibault	3-2	3-2
1/26/06	@ NY Islanders	L	Satan	Dubielewicz	Caron	1-0	4-3
2/4/06	vs. NY Islanders	L	Satan	DiPietro	Fleury	2-0	5-4
3/7/06	vs. Tampa Bay	L	Richards	Grahame	Fleury	2-0	5-4

DATE	OPPONENT	W/L	WINNING GOAL	WINNING GOALIE	LOSING GOALIE	SHOOTOUT SCORE	FINAL SCORE
4/15/06	@ NY Islanders	L	Nilsson	DiPietro	Caron	4-3	5-4
11/22/06	vs. Boston	L	Sturm	Thomas	Fleury	1-0	4-3
12/7/06	@ NY Rangers	L	Shanahan	Lundqvist	Fleury	1-0	3-2
12/11/06	@ Washington	W	Malkin	Fleury	Kolzig	2-1	5-4
12/21/06	@ Atlanta	L	Kozlov	Lehtonen	Thibault	2-0	4-3
1/7/07	vs. Tampa Bay	L	St. Louis	Holmqvist	Fleury	1-0	3-2
1/18/07	@ Boston	L	Kessel	Toivonen	Fleury	2-1	5-4
1/26/07	@ Dallas	W	Christensen	Fleury	Turco	1-0	4-3
2/1/07	vs. Montreal	W	Malkin	Fleury	Aebischer	2-1	5-4
2/8/07	@ Philadelphia	W	Crosby	Fleury	Niittymaki	1-0	5-4
2/14/07	vs. Chicago	W	Christensen	Fleury	Khabibulin	2-0	5-4
3/1/07	@ NY Rangers	W	Crosby	Fleury	Lundqvist	1-0	4-3
3/4/07	vs. Philadelphia	W	Christensen	Fleury	Biron	2-0	4-3
3/6/07	@ Ottawa	W	Crosby	Thibault	Emery	2-1	5-4
3/8/07	vs. New Jersey	L	Elias	Brodeur	Fleury	1-0	4-3
3/13/07	vs. Buffalo	W	Crosby	Fleury	Miller	2-1	5-4
3/18/07	vs. Ottawa	W	Ruutu	Fleury	Emery	1-0	4-3
10/19/07	vs. Carolina	W	Crosby	Sabourin	Ward	3-2	4-3
10/27/07	vs. Montreal	L	Markov	Price	Sabourin	1-0	4-3
11/22/07	@ Ottawa	W	Ruutu	Sabourin	Gerber	2-1	6-5
12/6/07	@ Calgary	W	Letang	Sabourin	Kiprusoff	2-1	3-2
12/8/07	@ Vancouver	W	Letang	Sabourin	Luongo	2-1	2-1
12/20/07	@ Boston	W	Christensen	Conklin	Thomas	2-0	5-4
1/1/08	@ Buffalo	W	Crosby	Conklin	Miller	2-1	2-1
1/12/08	@ Atlanta	L	Recchi	Lehtonen	Conklin	1-0	3-2
1/21/08	vs. Washington	L	Semin	Kolzig	Conklin	2-1	6-5
2/24/08	vs. San Jose	L	Roenick	Nabokov	Conklin	3-2	2-1
3/2/08	vs. Atlanta	W	Letang	Fleury	Lehtonen	1-0	3-2
10/20/08	@ Boston	W	Malkin	Sabourin	Thomas	2-1	2-1
10/25/08	@ NY Rangers	L	Sjostrom	Lundqvist	Fleury	1-0	3-2
11/8/08	@ NY Islanders	W	Sykora	Sabourin	MacDonald	1-0	4-3
11/13/08	vs. Philadelphia	W	Goligoski	Sabourin	Biron	1-0	5-4
11/18/08	vs. Minnesota	L	Zidlicky	Backstrom	Sabourin	1-0	2-1
12/3/08	@ NY Rangers	L	Zherdev	Lundqvist	Sabourin	3-1	3-2
2/11/09	vs. San Jose	W	Crosby	Fleury	Boucher	1-0	2-1
2/16/09	@ NY Islanders	L	Tambellini	MacDonald	Fleury	2-1	3-2
3/8/09	@ Washington	W	Crosby	Fleury	Theodore	1-0	4-3
3/10/09	vs. Florida	W	Letang	Fleury	Vokoun	2-0	4-3
3/12/09	@ Columbus	L	Huselius	Mason	Fleury	1-0	4-3
3/14/09	vs. Ottawa	L	Comrie	Elliott	Fleury	2-1	4-3
10/3/09	@ NY Islanders	W	Crosby	Fleury	Roloson	2-0	4-3
10/14/09	@ Carolina	W	Kunitz	Fleury	Ward	2-1	3-2
10/23/09	vs. Florida	W	Crosby	Johnson	Vokoun	1-0	3-2
10/30/09	@ Columbus	W	Crosby	Johnson	Mason	1-0	4-3
12/17/09	@ Philadelphia	W	Letang	Fleury	Boucher	2-0	3-2
12/19/09	@ Buffalo	W	Letang	Fleury	Lalime	1-0	2-1
1/31/10	vs. Detroit	W	Crosby	Fleury	Howard	2-0	2-1
2/14/10	vs. Nashville	L	O'Reilly	Ellis	Fleury	2-0	4-3
3/24/10	@ Washington	L	Knuble	Theodore	Fleury	3-2	4-3

DATE	OPPONENT	W/L	WINNING GOAL	WINNING GOALIE	LOSING GOALIE	SHOOTOUT SCORE	FINAL SCORE
3/28/10	vs. Toronto	W	Crosby	Fleury	Giguere	2-0	5-4
11/6/10	@ Phoenix	W	Letestu	Johnson	Bryzgalov	1-0	4-3
11/19/10	vs. Carolina	W	Letang	Fleury	Peters	2-0	5-4
12/23/10	@ Washington	W	Dupuis	Fleury	Neuvirth	2-1	3-2
12/29/10	@ NY Islanders	L	Parenteau	DiPietro	Fleury	3-2	2-1
1/6/11	@ Montreal	L	Pouliot	Price	Johnson	1-0	2-1
2/1/11	@ NY Rangers	W	Jeffrey	Fleury	Lundqvist	1-0	4-3
2/20/11	@ Chicago	L	Kane	Crawford	Fleury	1-0	3-2
2/26/11	@ Toronto	W	Kovalev	Fleury	Reimer	1-0	6-5
3/21/11	@ Detroit	W	Neal	Johnson	MacDonald	1-0	5-4
3/24/11	@ Philadelphia	W	Kunitz	Fleury	Bobrovsky	2-1	2-1
3/25/11	vs. New Jersey	W	Neal	Fleury	Brodeur	1-0	1-0
3/27/11	vs. Florida	W	Kovalev	Fleury	Clemmensen	2-0	2-1
4/8/11	@ NY Islanders	W	Kunitz	Fleury	Montoya	1-0	4-3
10/6/11	@ Vancouver	W	Letang	Fleury	Luongo	2-0	4-3
10/9/11	@ Edmonton	L	Hemsky	Dubnyk	Johnson	2-1	2-1
10/27/11	vs. NY Islanders	W	Malkin	Fleury	DiPietro	1-0	3-2
11/3/11	@ San Jose	L	Clowe	Greiss	Fleury	1-0	4-3
11/5/11	@ Los Angeles	W	Kunitz	Fleury	Quick	2-1	3-2
1/17/12	vs. Carolina	W	Neal	Fleury	Ward	2-1	2-1
1/20/12	vs. Montreal	W	Malkin	Fleury	Budaj	1-0	5-4
1/24/12	@ St. Louis	W	Kunitz	Fleury	Elliott	2-1	3-2
1/31/12	vs. Toronto	W	Malkin	Fleury	Gustavsson	1-0	5-4
2/7/12	@ Montreal	L	Plekanec	Price	Fleury	3-2	3-2
2/29/12	@ Dallas	W	Dupuis	Fleury	Lehtonen	3-2	4-3
3/9/12	vs. Florida	W	Neal	Fleury	Theodore	2-0	2-1
1/27/13	@ Ottawa	W	Malkin	Fleury	Anderson	3-2	2-1
3/10/13	@ Toronto	W	Neal	Fleury	Reimer	2-0	5-4
4/5/13	vs. NY Rangers	W	Jokinen	Fleury	Lundqvist	1-0	2-1

ALL-TIME RECORD

YEAR	OVERALL			HOME			ROAD		
	GOALS	SHOTS	PCT.	GOALS	SHOTS	PCT.	GOALS	SHOTS	PCT.
2005-06	6	28	21.4	3	16	18.8	3	12	25.0
2006-07	17	47	36.2	9	24	37.5	8	23	34.8
2007-08	17	44	38.6	7	20	35.0	10	24	41.7
2008-09	11	40	27.5	5	20	25.0	6	20	30.0
2009-10	15	29	51.7	5	11	45.5	10	18	55.6
2010-11	16	49	32.7	5	8	62.5	11	41	26.8
2011-12	19	42	45.2	7	14	50.0	12	28	42.9
2012-13	6	8	75.0	1	3	33.3	5	5	100.0
TOTALS	107	287	37.3	42	116	36.2	65	171	38.0

PENGUINS SHOOTERS/GOALIES

PLAYER	G	S	PCT	PLAYER	G	S	PCT	PLAYER	G	S	PCT
Dustin Jeffrey	1	1	100.0	Alex Goligoski	1	4	25.0	Ryan Malone	0	2	0.0
Jussi Jokinen	1	1	100.0	Sergei Gonchar	1	4	25.0	Ziggy Palffy	0	2	0.0
Erik Christensen	14	23	60.9	Mark Letestu	1	4	25.0	Steve Sullivan	0	2	0.0
James Neal	9	15	60.0	Michel Ouellet	1	4	25.0	Bill Guerin	0	3	0.0
Chris Kunitz	7	14	50.0	Chris Conner	0	1	0.0	Tyler Kennedy	0	3	0.0
Jarkko Ruutu	4	8	50.0	Nils Ekman	0	1	0.0	Mario Lemieux	0	3	0.0
Alex Kovalev	3	6	50.0	Andy Hilbert	0	1	0.0	Mark Recchi	0	4	0.0
Sidney Crosby	23	54	42.6	Konstantin Koltsov	0	1	0.0	Miroslav Satan	0	4	0.0
Evgeni Malkin	16	42	38.1	John LeClair	0	1	0.0	TOTALS	107	287	37.3
Kris Letang	16	48	33.3	Cal O'Reilly	0	1	0.0				
Petr Sykora	5	15	33.3	Lasse Pirjeta	0	1	0.0				
Pascal Dupuis	3	9	33.3	Jani Rita	0	1	0.0				
Ryan Whitney	1	3	33.3	Jason Williams	0	1	0.0				

PENGUINS GOALIES

PLAYER	REC	SH	SV	GA	PCT.
Johnson	4-2	20	17	3	85.0
Fleury	39-17	177	135	42	76.3
Sabourin	7-3	45	34	11	75.6
Thibault	2-2	17	11	6	64.7
Conklin	2-3	15	8	7	53.3
Caron	0-3	10	4	6	40.0
TOTALS	54-30	276	203	73	73.6

HAT TRICKS

PLAYER	DATE	OPP.	GOALIE(S)
1967-68 (2)			
Andy Bathgate	10/18	VS. MIN	Maniago (2), Bauman
Ken Schinkel	10/21	VS. CHI	Dejordy

1968-69 (0)			
--------------------	--	--	--

1969-70 (1)			
Ken Schinkel (2)	2/4	VS. MIN	Maniago Broderick (2)

1970-71 (2)			
Glen Sather	12/19	VS. DET	McLeod (2), ENG
Duane Rupp	3/24	VS. DET	Rutherford

1971-72 (1)			
Bob Leiter	12/1	VS. DET	Smith (2), Daley

1972-73 (6)			
Al McDonough	10/11	@ STL	Stephenson
Lowell MacDonald	11/15	VS. MIN	Gilbert
Al McDonough (2)	11/18	VS. ATL	Myre
Al McDonough (3)	11/22	VS. STL	Stephenson
Eddie Shack	11/29	VS. TOR	Low
Syl Apps	12/13	VS. NYI	Desjardins

1973-74 (3)			
L. MacDonald (2)	11/13	VS. MIN	Maniago
Bob Kelly	3/24	VS. DET	Grant
L. MacDonald (3)	3/27	VS. MIN	Worsley

1974-75 (3)			
Rick Kehoe	2/15	@ TOR	Favell
Jean Pronovost	2/26	VS. WSH	Belhemeur
Pierre Larouche	3/12	VS. BOS	Gilbert

1975-76 (9)			
Jean Pronovost (2)	11/12	@ WSH	Wolfe
Syl Apps (2)	12/17	@ CAL	Meloche
Bob Kelly (2)	12/17	@ CAL	Meloche
Stan Gilbertson	1/18	VS. NYR	Wilson (2), Soetaert
Pierre Larouche (2)	2/8	@ VAN	Smith (2), Lockett
Jean Pronovost (3)	2/19	VS. TOR	Favell
Pierre Larouche (3)	2/21	VS. CHI	Villemure
L. MacDonald (4)	2/21	VS. CHI	Villemure
Rick Kehoe (2)	3/10	VS. BUF	Smith

* = Four Goal Game, # = Five Goal Game

PLAYER	DATE	OPP.	GOALIE(S)
1976-77 (2)			
Rick Kehoe (3)	10/6	VS. VAN	Maniago (2), Ridley
Pierre Larouche (4)	2/19	@ TOR	Palmateer, Thomas (2)

1977-78 (3)			
Blair Chapman	11/16	@ MIN	LoPresti
Pete Mahovich	11/30	VS. DET	Low
Wayne Bianchin	12/31	VS. CLE	Edwards

1978-79 (3)			
Orest Kindrachuk	3/4	@ COL	Plasse
Ron Stackhouse	3/18	@ NYR	Thomas
Greg Malone	3/28	VS. NYR	Soetaert

1979-80 (1)			
Gary McAdam	11/28	VS. QUE	Dion

1980-81 (5)			
Rick Kehoe (4)	11/26	VS. VAN	Brodeur
Rick Kehoe (5)	12/3	@ TOR	Crha
Paul Gardner*	12/13	VS. PHI	Myre
Rick Kehoe (6)	1/14	VS. STL	Staniowski
Greg Sheppard	3/16	@ EDM	Mio

1981-82 (4)			
Paul Gardner (2)	11/7	VS. PHI	Lindbergh
Doug Shedden	1/2	VS. HFD	Garrett
Rick Kehoe (7)	1/20	VS. BOS	Baron
Andre St. Laurent	3/6	@ QUE	Bouchard

1982-83 (3)			
Pat Boutette	10/12	VS. VAN	Brodeur
Pat Boutette (2)	10/27	VS. WSH	Parro
Rick Kehoe (8)	12/23	@ DET	Stefan

1983-84 (3)			
Andy Brickley	12/26	VS. NYR	Weeks
Mike Bullard	1/18	VS. WPG	Veisor
Mark Taylor	3/29	@ NYR	Vanbiesbrouck

1984-85 (2)			
Mike Bullard (2)*	12/5	VS. STL	Liut
Mike Bullard (3)	12/26	VS. NYI	Hrudey

PLAYER	DATE	OPP.	GOALIE(S)
1985-86 (5)			
Mike Bullard (4)	12/31	@ STL	Wamsley
Mario Lemieux *	12/31	@ STL	Wamsley
Mike Bullard (5)	1/22	@ EDM	Moog
Doug Shedden (2)	2/15	VS. VAN	Brodeur
Mike Bullard (6)	2/21	@ DET	Stefan, LaForest (2)

PLAYER	DATE	OPP.	GOALIE(S)
1986-87 (12)			
R. Cunneyworth	10/9	VS. WSH	Jensen
Mario Lemieux (2)	10/17	@ BUF	Barrasso
Terry Ruskowski	10/18	VS. NJD	Friesen
Kevin LaVallee	10/29	VS. NJD	Chevrier
John Chabot	12/6	VS. MIN	Beaupre
Mario Lemieux (3)*	12/12	VS. TOR	Wregget (3), Bester
Craig Simpson	12/22	@ MTL	Roy
Mario Lemieux (4)	1/23	@ VAN	Caprice
Mario Lemieux (5)	2/5	@ BOS	Ranford
R. Cunneyworth (2)*	3/3	@ QUE	Gosselin (3), Malarchuk
Mario Lemieux (6)	3/8	@ WPG	Reddick
Mario Lemieux (7)	3/12	VS. QUE	Gosselin, ENG (2)

PLAYER	DATE	OPP.	GOALIE(S)
1987-88 (9)			
Dan Quinn	10/15	VS. NYR	Froese
Mario Lemieux (8)	10/15	VS. NYR	Froese
Mario Lemieux (9)	10/24	VS. BUF	Cloutier
Mario Lemieux (10)	1/5	VS. LAK	Healy
Mario Lemieux (11)	1/10	@ DET	Hanlon
Paul Coffey	1/20	@ CHI	Mason (2), Pang
Dan Quinn (2)	2/28	@ CHI	Pang
Dan Quinn (3)	3/7	@ CGY	Vernon
Mario Lemieux (12)	4/2	@ WSH	Malarchuk

PLAYER	DATE	OPP.	GOALIE(S)
1988-89 (13)			
Mario Lemieux (13)	10/11	VS. WSH	Malarchuk (2), Peeters
Rob Brown	10/15	VS. STL	Riendeau
Mario Lemieux (14)	10/16	VS. PHI	Hextall
Rob Brown (2)	11/25	@ WSH	Malarchuk
Mario Lemieux (15)	12/21	@ TOR	Wregget
Mario Lemieux (16)#	12/31	VS. NJD	Sauve (3), Terreri, ENG
Mario Lemieux (17)	1/10	VS. NYI	Hrudey
Rob Brown (3)	1/28	VS. DET	Stefan (2), Hanlon
Rob Brown (4)	2/5	@ BOS	Moog
Mario Lemieux (18)	2/14	VS. BUF	Cloutier
Mario Lemieux (19)	3/12	@ CHI	Chevrier
Mario Lemieux (20)	3/25	VS. NJD	Sauve (2), Burke
Mario Lemieux (21)*	3/30	VS. HFD	Whitmore

PLAYER	DATE	OPP.	GOALIE(S)
1989-90 (10)			
Mario Lemieux (22)	10/17	VS. TOR	Bester, ENG (2)
Kevin Stevens	10/31	VS. LAK	Hrudey
Mario Lemieux (23)	12/2	@ QUE	Tugnutt
Rob Brown (5)	12/12	VS. BOS	Moog (2), Lemelin
Mario Lemieux (24)*	1/8	@ NYR	Froese (2), Vanbiesbrouck (2)
Tony Tanti	1/30	VS. PHI	Wregget
Mario Lemieux (25)	2/2	VS. EDM	Exelby (2), ENG
Rob Brown (6)	2/10	VS. LAK	Hrudey, Gosselin, ENG
John Cullen	2/20	VS. PHI	Wregget (2), ENG
Rob Brown (7)	3/4	VS. MIN	Myllys (2), ENG

PLAYER	DATE	OPP.	GOALIE(S)
1990-91 (5)			
Kevin Stevens (2)	10/25	VS. QUE	Tanner, Tugnutt (2)
Phil Bourque	12/3	@ NYR	Vanbiesbrouck, Richter (2)
John Cullen (2)	1/17	@ TOR	Ing
Jaromir Jagr	2/2	VS. BOS	Foster
Mario Lemieux (26)	3/26	@ PHI	Peeters

PLAYER	DATE	OPP.	GOALIE(S)
1991-92 (11)			
Mario Lemieux (27)	10/15	@ NYI	Healy
Bob Errey	10/17	VS. NYI	Healy (2), ENG
Kevin Stevens (3)	11/13	VS. EDM	Ranford
Mark Recchi	11/18	@ QUE	Tugnutt
Kevin Stevens (4)	11/18	@ QUE	Tugnutt
Kevin Stevens (5)	11/29	@ PHI	Roussel (2), Wregget
Kevin Stevens (6)	12/5	@ SJS	Irbe, Hayward (2)
Joe Mullen*	12/23	@ NYI	Healy
Joe Mullen (2)*	12/26	VS. TOR	Fuhr
Joe Mullen (3)	2/18	VS. TOR	Wamsley
Rick Tocchet	3/6	@ SJS	Myllys

PLAYER	DATE	OPP.	GOALIE(S)
1992-93 (10)			
Kevin Stevens (7)*	10/17	@ HFD	Burke (3), Pietrangelo
Mario Lemieux (28)	10/22	VS. DET	Cheveldae
Kevin Stevens (8)	12/12	VS. NJD	Terreri
Kevin Stevens (9)	1/26	VS. WSH	Beaupre
Mario Lemieux (29)*	3/18	VS. WSH	Beaupre (3), Hrivnak
Mario Lemieux (30)*	3/20	VS. PHI	Soderstrom (3), Roussel
Rick Tocchet (2)	4/1	VS. HFD	Gosselin, Pietrangelo (2)
Rick Tocchet (3)	4/7	VS. MTL	Roy
Joe Mullen (4)	4/9	@ NYR	Hirsch, Richter (2)
Mario Lemieux (31)#	4/9	@ NYR	Hirsch (3), Richter (2)

* = Four Goal Game, # = Five Goal Game

PLAYER	DATE	OPP.	GOALIE(S)
1993-94 (2)			
Kevin Stevens (10)	1/11	VS. BOS	Blue
Martin Straka	3/8	VS. BOS	Riendeau
1994-95 (2)			
Jaromir Jagr (2)	2/14	VS. BOS	Riendeau
Luc Robitaille*	2/16	VS. HFD	Reese
1995-96 (9)			
Mario Lemieux (32)	10/26	@ NYI	Soderstrom
Mario Lemieux (33)	10/28	@ NJD	Brodeur
Ron Francis	11/10	@ SJS	Irbe (2), Flaherty
Markus Naslund	11/28	VS. OTT	Bales
Mario Lemieux (34)*	11/30	@ BOS	Bailey (2), Billington (2)
Mario Lemieux (35)	12/30	VS. FLA	Vanbiesbrouck
Mario Lemieux (36)	1/27	VS. PHI	Snow (2), Hextall
Petr Nedved*	3/5	VS. WPG	Khabibulin (2), Roussel (2)
Mario Lemieux (37)#	3/26	VS. STL	Fuhr, Casey (4)
1996-97 (4)			
Jaromir Jagr (3)	11/2	VS. OTT	Tugnutt
Jaromir Jagr (4)	11/30	VS. BOS	Ranford
Mario Lemieux (38)	12/19	@ STL	Casey
Mario Lemieux (39)*	1/26	@ MTL	Thibault
1997-98 (3)			
Ron Francis (2)	12/29	VS. NYI	Fichaud, Salo (2)
Stu Barnes	1/10	VS. NJD	Brodeur
Martin Straka (2)	4/18	VS. BOS	Dafoe (2), Tallas
1998-99 (2)			
Stu Barnes (2)	11/25	@ WSH	Kolzig
Martin Straka (3)	11/28	@ MTL	Theodore (2), ENG
1999-00 (3)			
Aleksey Morozov	10/7	@ NJD	Brodeur
Jaromir Jagr (5)	11/26	VS. OTT	Lalime
Jaromir Jagr (6)	12/30	VS. NYI	Luongo
2000-01 (9)			
Jaromir Jagr (7)*	10/14	VS. NYR	McLean
Alexei Kovalev	11/8	VS. PHI	Boucher
Jaromir Jagr (8)	12/16	@ MTL	Hackett
Martin Straka (4)	1/8	@ WSH	Kolzig (2), ENG
Mario Lemieux (40)	1/24	VS. MTL	Theodore

PLAYER	DATE	OPP.	GOALIE(S)
Alexei Kovalev (2)	2/7	VS. PHI	Cechmanek (2), Boucher
Alexei Kovalev (3)	2/10	VS. NJD	Brodeur
Alexei Kovalev (4)	2/23	VS. NYR	Yeremeyev
Jaromir Jagr (9)	3/10	VS. CGY	Vernon (2), ENG
2001-02 (5)			
Toby Petersen	10/16	VS. OTT	Lalime
Alexei Kovalev (5)	11/13	@ NJD	Brodeur (2), ENG
Alexei Kovalev (6)	11/14	VS. NYI	Snow
Alexei Kovalev (7)	1/5	VS. NYR	Richter
Aleksey Morozov (2)	1/17	@ CGY	Turek
2002-03 (1)			
Alexei Kovalev (8)	1/25	VS. CHI	Thibault (2), Leighton
2003-04 (0)			
2005-06 (1)			
Mark Recchi (2)	3/4	VS. CAR	Ward
2006-07 (6)			
Sidney Crosby	10/28	@ PHI	Niittymaki (2), Esche
Nils Ekman	11/8	VS. TBL	Holmqvist
Ryan Malone	12/15	VS. NYI	Dunham (2), DiPietro
Mark Recchi (3)	1/20	VS. TOR	Raycroft
Jordan Staal	2/10	@ TOR	Raycroft
Ryan Malone (2)	2/19	@ NYI	DiPietro
2007-08 (2)			
Evgeni Malkin	1/3	VS. TOR	Clemmensen
Evgeni Malkin (2)	1/14	VS. NYR	Lundqvist
2008-09 (5)			
Jordan Staal (2)	11/11	@ DET	Osgood
Evgeni Malkin (3)	11/26	@ NYI	MacDonald
Sidney Crosby (2)	11/29	VS. NJD	Clemmensen
Petr Sykora	12/11	VS. NYI	Danis (2), MacDonald
Pascal Dupuis	12/11	VS. NYI	Danis (2), MacDonald
2009-10 (6)			
Sidney Crosby (3)	10/28	VS. MTL	Halak
Sidney Crosby (4)	11/28	VS. NYR	Valiquette
Mike Rupp	11/30	@ NYR	Lundqvist
Evgeni Malkin (4)	12/23	VS. OTT	LeClaire
Evgeni Malkin (5)	1/19	VS. NYI	Roloson
Sidney Crosby (5)	2/1	VS. BUF	Miller

* = Four Goal Game, # = Five Goal Game

PLAYER	DATE	OPP.	GOALIE(S)
2010-11 (4)			
Evgeni Malkin (6)	11/13	@ ATL	Pavelec
Sidney Crosby (6)	11/27	VS. CGY	Kiprusoff
Sidney Crosby (7)	12/2	VS. ATL	Pavelec
Chris Kunitz	1/5	VS. TBL	Ellis (2), Roloson

PLAYER	DATE	OPP.	GOALIE(S)
2011-12 (4)			
Evgeni Malkin (7)	12/17	VS. BUF	Miller/Enroth (2)
Evgeni Malkin (8)	1/15	@ TBL	Garon (2)/ENG
Evgeni Malkin (9)	2/25	VS. TBL	Roloson
James Neal	3/20	VS. WPG	Pavelec (2)/Mason

PLAYER	DATE	OPP.	GOALIE(S)
2012-13 (3)			
Chris Kunitz (2)*	2/3	@ WSH	Holtby
Chris Kunitz (3)	3/10	VS. NYI	Nabokov
James Neal (2)	4/27	VS. CAR	Peters

TOTAL = 199 HOME = 128 ROAD = 71
 MOST ALL-TIME - Mario Lemieux (40)
 MOST ONE YEAR (Ind) - Mario Lemieux (9), 1988-89
 MOST ONE YEAR (Team) - 13 in 1988-89

HAT TRICKS AGAINST

PLAYER	DATE	OPP.	GOALIE(S)
1967-68 (4)			
Stan Mikita*	12/6	@ CHI	Binkley (3), Bassen
Bob Pulford	1/13	@ TOR	Binkley
Dick Duff	2/17	@ MTL	Binkley
Jean Beliveau	3/16	@ MTL	Binkley (2), ENG

PLAYER	DATE	OPP.	GOALIE(S)
1968-69 (3)			
Bobby Rousseau	11/7	@ MTL	Binkley
Bobby Hull	11/14	VS. CHI	Binkley
Phil Esposito	12/15	@ BOS	Daley

PLAYER	DATE	OPP.	GOALIE(S)
1969-70 (5)			
Gordie Howe	11/2	@ DET	Smith
Ab McDonald	11/19	VS. STL	Binkley
Dave Keon	1/17	@ TOR	Binkley
Dave Balon	2/1	@ NYR	Smith
Stan Mikita (2)	2/11	@ CHI	Smith

PLAYER	DATE	OPP.	GOALIE(S)
1970-71 (5)			
Walt McKechnie	10/15	@ MIN	Smith
Phil Esposito (2)	12/6	@ BOS	Binkley
Brian Spencer	1/9	@ TOR	Smith
Phil Esposito (3)	3/6	VS. BOS	Smith
Eddie Shack	3/31	VS. BUF	Newton

PLAYER	DATE	OPP.	GOALIE(S)
1971-72 (3)			
Brad Park	12/12	@ NYR	Rutherford
Norm Ullman	12/28	VS. TOR	Binkley (2), ENG
Brad Park (2)	2/12	VS. NYR	Rutherford

PLAYER	DATE	OPP.	GOALIE(S)
1972-73 (5)			
Gene Carr	12/17	@ NYR	Herron
Rejean Houle	1/17	@ MTL	Newton
Mike Walton	2/10	@ BOS	Newton
Dennis Hextall	3/7	@ MIN	Brown
Bobby Lalonde	3/17	@ VAN	Brown (2), Newton

PLAYER	DATE	OPP.	GOALIE(S)
1973-74 (5)			
Rick Martin	1/3	@ BUF	Rutherford
Ken Hodge	2/3	VS. BOS	Brown
Stan Mikita (3)	2/10	@ CHI	Inness
Claude Larose*	2/28	@ MTL	Inness
Bill Goldsworthy	3/23	@ MIN	Inness

PLAYER	DATE	OPP.	GOALIE(S)
1974-75 (6)			
Bobby Orr	10/23	VS. BOS	Inness
Dave Keon (2)	11/20	@ TOR	Inness
Guy Lafleur	12/7	@ MTL	Johnson
Guy Lafleur (2)*	1/26	@ MTL	Plasse
Greg Polis	3/2	@ NYR	Plasse
Stan Gilbertson	4/6	@ WSH	Johnson

PLAYER	DATE	OPP.	GOALIE(S)
1975-76 (4)			
Hartland Monahan	11/12	@ WSH	Inness
Yvon Cournoyer	11/13	VS. MTL	Inness
Dennis Maruk*	11/18	VS. CAL	Inness
Ted Irvine	2/29	VS. STL	Inness (2), ENG

PLAYER	DATE	OPP.	GOALIE(S)
1976-77 (4)			
Rick Blight*	10/6	VS. VAN	Laxton
Wilf Paiment	2/6	@ COL	Herron
Claude Larose (2)	2/8	@ STL	Herron
Don Saleski	3/13	@ PHI	Herron

PLAYER	DATE	OPP.	GOALIE(S)
1977-78 (1)			
Butch Goring	11/24	@ LAK	Herron

PLAYER	DATE	OPP.	GOALIE(S)
1978-79 (2)			
Dale McCourt	2/18	@ DET	Millen (2), Herron
Darcy Rota	4/1	VS. ATL	Herron (2), Millen

* = Four Goal Game, # = Five Goal Game

PLAYER	DATE	OPP.	GOALIE(S)
1979-80 (8)			
Pierre Larouche*	10/25	@ MTL	Holland
Darryl Sittler	1/16	VS. TOR	Millen
Jordy Douglas	1/17	@ HFD	Millen
Blair MacDonald	1/19	VS. EDM	Millen
Mike Foligno	1/31	@ DET	Millen
Danny Gare	2/7	@ BUF	Millen
Darryl Sittler (2)	3/5	VS. TOR	Holland
Wayne Gretzky	3/21	@ EDM	Millen

1980-81 (8)			
Dennis Maruk (2)	11/12	VS. WSH	Holland
Rick Dudley	12/7	@ BUF	Millen, Holland (2)
Bobby Clarke	12/13	VS. PHI	Millen
Stan Smyl	12/19	@ VAN	Holland (2), Millen
Reed Larson	1/3	VS. DET	Millen
Mike Bossy*	1/13	@ NYI	Millen (3), ENG
Lanny McDonald	2/6	@ COL	Ricci (2), ENG
Mark Messier	3/16	@ EDM	Millen

1981-82 (6)			
Mel Bridgeman	10/29	@ PHI	Dion
Keith Acton	11/21	@ MTL	Dion (2), Harrison
Ron Duguay	12/27	@ NYR	Harrison
Blaine Stoughton	1/3	@ HFD	Harrison
Wayne Gretzky (2)	3/17	@ EDM	Dion
Bernie Nicholls	3/20	@ LAK	Dion

1982-83 (10)			
Butch Goring (2)	10/14	@ NYI	Herron
Marian Stastny	10/21	@ QUE	Herron
Peter Stastny	12/11	VS. QUE	Herron
Glenn Anderson	1/7	@ EDM	Herron
Dale Hawerchuk	2/4	@ WPG	Dion
Lanny McDonald (2)	2/5	@ CGY	Herron
Kent Nilsson	2/5	@ CGY	Herron
Charlie Simmer	2/12	VS. LAK	Ricci
Reed Larson (2)	2/15	VS. DET	Ricci
Ken Linseman	2/19	VS. EDM	Herron (2), Ricci

1983-84 (11)			
Bryan Trottier	11/11	VS. NYI	Dion
Barry Pederson	12/6	VS. BOS	Dion (2), Herron
Bob MacMillan	1/7	VS. NJD	Romano
Paul MacLean	1/18	VS. WPG	Dion
Pierre Larouche (2)	1/25	VS. NYR	Romano (2), Dion
Doug Risebrough	2/16	@ CGY	Dion
Lanny McDonald (3)	2/16	@ CGY	Dion
Wayne Gretzky (3)	2/22	VS. EDM	Romano
Michel Goulet	3/8	VS. QUE	Ricci
Dave Poulin	3/22	@ PHI	Herron
Ilkka Sinisalo	3/22	@ PHI	Herron

PLAYER	DATE	OPP.	GOALIE(S)
1984-85 (7)			
Uli Hiemer	10/31	@ NJD	Herron
Jorgen Pettersson	11/8	VS. STL	Dion
Denis Savard	11/29	VS. CHI	Herron
Michel Goulet (2)	12/29	@ QUE	Herron
Dale Hawerchuk (2)	1/21	@ WPG	Romano
Wayne Gretzky (4)	1/26	@ EDM	Herron
Peter Sundstrom	2/22	VS. NYR	Ford

1985-86 (5)			
Danny Gare (2)	10/30	@ DET	Romano
Tony Tanti	11/13	@ VAN	Romano
Dave Poulin (2)	11/24	@ PHI	Herron
Troy Murray	1/1	@ CHI	Meloche
Al Secord	1/1	@ CHI	Meloche

1986-87 (3)			
Kirk Muller	10/29	VS. NJD	Romano
Sylvain Turgeon	3/28	@ HFD	Riggin
Perry Anderson	3/31	@ NJD	Meloche

1987-88 (3)			
Dave Hannan	1/25	VS. EDM	Pietrangelo
John MacLean	1/28	@ NJD	Meloche
Rick Vaive	2/28	@ CHI	Pietrangelo

1988-89 (11)			
Mike Ridley*	10/11	VS. WSH	Young
Dave Andreychuk	10/12	@ BUF	Young
Tony Granato*	10/30	@ NYR	Guenette, Pietrangelo (3)
Walt Poddubny	11/3	VS. QUE	Guenette
Jari Kurri	11/8	VS. EDM	Guenette
Tony Tanti (2)	1/7	VS. VAN	Barrasso
Tony Granato (2)	1/14	VS. NYR	Barrasso
Peter Stastny (2)*	2/11	@ QUE	Young (2), Pietrangelo (2)
Jody Hull	2/26	@ HFD	Barrasso, Young (2)
Ken Linseman (2)	3/14	VS. BOS	Barrasso
Mats Naslund	3/18	VS. MTL	Barrasso, Young (2)

1989-90 (6)			
Brett Hull	10/18	VS. STL	Young
Wayne Gretzky (5)	10/31	VS. LAK	Young
Pat LaFontaine	2/6	VS. NYI	Barrasso
Derek King	2/6	VS. NYI	Barrasso
Luc Robitaille	3/10	@ LAK	Chevrier
Mike Modano	3/17	VS. MIN	Chevrier

1990-91 (2)			
Jeremy Roenick	10/11	@ CHI	Barrasso
Patrick Flatley	12/23	VS. NYI	Pietrangelo

PLAYER	DATE	OPP.	GOALIE(S)
1991-92 (4)			
Derek King (2)	10/15	@ NYI	Barrasso
Vladimir Ruzicka	11/5	VS. BOS	Barrasso
Vladimir Ruzicka (2)*	2/9	@ BOS	Barrasso
Darren Turcotte	4/16	@ NYR	Young, Wregget (2)

PLAYER	DATE	OPP.	GOALIE(S)
1992-93 (7)			
Michel Goulet (3)	11/8	@ CHI	Barrasso
Jimmy Carson	11/13	@ DET	Barrasso
Adam Graves	11/25	VS. NYR	Barrasso, Wregget (2)
Ulf Dahlen	1/7	VS. MIN	Barrasso
Steve Heinze	1/14	@ BOS	Wregget
Pierre Turgeon	2/20	@ NYI	Barrasso
Geoff Sanderson	2/21	@ HFD	Barrasso

PLAYER	DATE	OPP.	GOALIE(S)
1993-94 (2)			
Mike Gartner	1/31	@ NYR	Wregget
Randy Burridge	3/15	VS. WSH	Barrasso

PLAYER	DATE	OPP.	GOALIE(S)
1994-95 (1)			
Igor Chibirev	4/5	VS. HFD	Young

PLAYER	DATE	OPP.	GOALIE(S)
1995-96 (8)			
Pat Verbeek	11/21	@ NYR	Barrasso
Geoff Sanderson (2)	12/28	VS. HFD	Wregget
Ray Sheppard	1/13	VS. SJS	Barrasso
Claude Lemieux	1/16	VS. COL	Wregget
Brendan Shanahan	2/23	VS. HFD	Wregget
Gary Roberts	2/29	@ CGY	Barrasso
Rick Tocchet	3/14	@ BOS	Wregget
John LeClair	3/31	@ PHI	Barrasso

PLAYER	DATE	OPP.	GOALIE(S)
1996-97 (5)			
Alexei Kovalev	10/16	@ NYR	Barrasso, Wregget (2)
Dino Ciccarelli	11/8	@ TBL	Wregget
Dale Hawerchuk (3)	11/21	@ PHI	Wregget
B. Shanahan (2)	2/8	VS. DET	Lalime
Joe Sakic	3/14	@ COL	Wregget

PLAYER	DATE	OPP.	GOALIE(S)
1997-98 (3)			
Dave Gagner	10/4	VS. FLA	Wregget
Joe Nieuwendyk	11/5	VS. DAL	Wregget (2), Skudra
Valeri Kamensky	1/3	VS. COL	Skudra

PLAYER	DATE	OPP.	GOALIE(S)
1998-99 (2)			
Sami Salo	3/30	VS. OTT	Skudra (2), ENG
Zigmund Palffy	4/17	VS. NYI	Barrasso, Skudra (2)

PLAYER	DATE	OPP.	GOALIE(S)
1999-00 (0)			

TOTAL - 188 HOME - 70 ROAD - 118

MOST BY ONE PLAYER - Wayne Gretzky (5)

MOST BY ONE TEAM - NY Rangers (15)

PLAYER	DATE	OPP.	GOALIE(S)
Randy McKay*	10/28	VS. NJD	Aubin (2), Snow (2)
Andrei Kovalenko	1/9	@ BOS	Snow

PLAYER	DATE	OPP.	GOALIE(S)
2001-02 (1)			
Glen Murray	4/13	@ BOS	Aubin

PLAYER	DATE	OPP.	GOALIE(S)
2002-03 (4)			
Sergei Fedorov	10/25	@ DET	Aubin
Vincent Lecavalier	11/8	@ TBL	Hedberg (2), ENG
Saku Koivu	11/18	@ MTL	Hedberg
Dave Scatchard	1/7	@ NYI	Aubin

PLAYER	DATE	OPP.	GOALIE(S)
2003-04 (6)			
Vincent Lecavalier (2)	11/8	@ TBL	Caron
Radim Vrbata	11/29	@ CAR	Caron
Shean Donovan	12/7	@ CGY	Caron
Markus Naslund*	12/9	@ VAN	Fleury
Glen Murray (2)	2/1	@ BOS	Caron (2), EN
Martin Havlat	2/22	VS. OTT	Aubin (2), EN

PLAYER	DATE	OPP.	GOALIE(S)
2005-06 (6)			
Jaromir Jagr	11/12	VS. NYR	Thibault
Olli Jokinen	11/25	@ FLA	Caron, Thibault (2)
Ilya Kovalchuk	1/6	@ ATL	Thibault, Fleury, ENG
Shawn Horcoff	1/10	VS. EDM	Fleury
Miroslav Satan	2/4	VS. NYI	Fleury
Patrik Elias	4/5	@ NJD	Fleury

PLAYER	DATE	OPP.	GOALIE(S)
2006-07 (1)			
Olli Jokinen (2)	1/10	@ FLA	Thibault

PLAYER	DATE	OPP.	GOALIE(S)
2007-08 (2)			
Joffrey Lupul	12/11	@ PHI	Sabourin (2), Conklin
R.J. Umberger	12/11	@ PHI	Sabourin (2), Conklin

PLAYER	DATE	OPP.	GOALIE(S)
2008-09 (2)			
Jason Spezza	12/6	@ OTT	Sabourin
Jonathan Toews	2/27	@ CHI	Fleury

PLAYER	DATE	OPP.	GOALIE(S)
2009-10 (2)			
Radek Dvorak	1/3	@ FLA	Fleury
Alex Ovechkin	2/7	@ WSH	Fleury

PLAYER	DATE	OPP.	GOALIE(S)
2010-11 (0)			

PLAYER	DATE	OPP.	GOALIE(S)
2011-12 (0)			

PLAYER	DATE	OPP.	GOALIE(S)
2012-13 (2)			
Jakub Voracek	2/20	VS. PHI	Vokoun
Tomas Kopecky	2/26	@ FLA	Fleury

SPECIAL TEAMS

YEAR	POWER PLAY			PENALTY KILL		
	PPG/CHANCES	PCT.	NHL RANK	PPGA/CHANCES	PCT.	NHL RANK
1967-68	37/273	13.6	11th	31/193	83.9	6th
1968-69	50/303	16.5	7th	38/231	83.5	5th
1969-70	53/315	16.8	9th	66/282	76.6	12th
1970-71	56/318	17.6	9th	48/276	82.6	8th
1971-72	46/286	16.1	11th	55/346	77.6	10th
1972-73	52/301	17.3	9th	49/264	81.4	8th
1973-74	47/276	17.0	11th	47/245	80.8	8th
1974-75	64/323	19.8	9th	63/324	80.6	8th
1975-76	75/307	24.4	6th	68/292	76.7	11th
1976-77	46/263	17.5	14th	47/209	77.5	15th
1977-78	53/261	20.3	11th	61/251	75.7	13th
1978-79	56/261	21.5	12th	57/250	77.2	11th
1979-80	52/262	19.8	14th	64/247	74.1	18th
1980-81	92/400	23.0	11th	99/370	73.2	21st
1981-82	99/404	24.5	7th	92/399	76.9	11th
1982-83	81/360	22.5	9th	110/396	72.2	21st
1983-84	70/340	20.6	16th	86/357	75.9	15th
1984-85	62/363	17.1	21st	74/311	76.2	14th
1985-86	93/425	21.9	12th	78/341	77.1	15th
1986-87	74/378	19.6	14th	72/319	77.4	15th
1987-88	110/500	22.0	6th	120/507	76.3	20th
1988-89	119/491	24.2	3rd	111/482	77.0	16th
1989-90	86/403	21.3	10th	94/372	74.7	20th
1990-91	89/388	22.9	3rd	73/351	79.2	16th
1991-92	92/427	21.5	4th	77/379	79.7	15th
1992-93	105/440	23.9	2nd	72/429	83.2	4th
1993-94	76/404	18.8	13th	72/401	82.0	10th
1994-95	42/221	19.0	10th	46/229	79.9	23rd
1995-96	109/420	26.0*	1st*	78/467	83.3	8th
1996-97	74/338	21.9	2nd	64/338	81.1	23rd
1997-98	67/407	16.5	11th	46/338	86.4	8th
1998-99	65/363	17.9	7th	56/302	81.5	23rd
1999-00	54/346	15.6	20th	56/321	82.6	19th

* Franchise Record

YEAR	POWER PLAY			PENALTY KILL		
	PPG/CHANCES	PCT.	NHL RANK	PPGA/CHANCES	PCT.	NHL RANK
2000-01	76/375	20.3	5th	78/405	80.7	T26th
2001-02	47/335	14.0	T24th	57/352	83.8	T18th
2002-03	66/360	18.3	7th	58/352	83.5	T13th
2003-04	65/360	18.1	T7th	84/369	77.2	30th
2005-06	94/495	19.0	6th	113/533	78.8	29th
2006-07	94/463	20.3	5th	75/419	82.1	17th
2007-08	77/378	20.4	4th	68/357	81.0	23rd
2008-09	62/360	17.2	20th	60/347	82.7	8th
2009-10	56/326	17.2	19th	52/327	84.1	9th
2010-11	49/311	15.8	25th	45/324	86.1	1st*
2011-12	57/289	19.7	T5th	33/270	87.8*	3rd
2012-13	42/170	24.7	2nd	34/167	79.6	25th
TOTALS	3,131/15,735	19.9		3,027/15,041	79.9	

* Franchise Record

PENALTY SHOTS

PLAYER	OPPONENT	DATE	GOALTENDER	RESULT
George Konik	@ STL	1/31/68	Hall	GOAL
Charlie Burns	VS. NYR	2/5/69	Giacomin	No Goal
Keith McCreary	VS. NYR	3/18/70	Giacomin	No Goal
Jean Pronovost	@ DET	1/14/71	Edwards	GOAL
Greg Polis	VS. STL	2/24/71	Wakely	No Goal
Syl Apps	@ TOR	2/9/72	Parent	GOAL
Lowell MacDonald	@ BUF	11/12/72	Crozier	No Goal
Ron Schock	VS. DET	1/10/73	Edwards	No Goal
Ron Schock	VS. NYR	3/10/73	Giacomin	No Goal
Chuck Arnason	VS. CAL	2/16/74	Meloche	No Goal
Ron Schock	@ WSH	11/30/76	Wolfe	No Goal
Blair Chapman	@ WSH	12/4/77	Bedard	No Goal
Pete Mahovlich	@ WSH	1/21/78	Bedard	No Goal
Blair Chapman	VS. COL	3/22/78	McKenzie	No Goal
Ross Lonsberry	@ NYI	12/5/78	Resch	No Goal
Ross Lonsberry	VS. MIN	2/9/80	Meloche	No Goal
Greg Sheppard	VS. STL	1/14/81	Staniowski	No Goal
Dave Hannan	@ WSH	10/14/83	Riggin	GOAL
Andy Brickley	VS. CHI	11/29/84	Bannerman	No Goal
Mario Lemieux	@ QUE	12/29/84	Gosselin	GOAL
Warren Young	@ TOR	1/2/85	Bernhardt	GOAL
Mario Lemieux	@ NYI	1/19/88	Hrudey	GOAL
Mario Lemieux	VS. NJD	12/31/88	Terreri	GOAL
Mario Lemieux	@ LAK	3/7/89	Hrudey	GOAL
Jock Callander	VS. MTL	3/18/89	Roy	GOAL
Mario Lemieux	@ WSH	11/24/89	Mason	GOAL
Bob Errey	VS. NJD	1/5/91	Terreri	GOAL
Bob Errey	VS. MIN	10/31/91	Wakaluk	GOAL
Mario Lemieux	VS. EDM	3/17/92	Ranford	No Goal
Jaromir Jagr	VS. WSH	1/26/93	Beaupre	No Goal
Martin Straka	@ QUE	3/16/95	Thibault	No Goal
Mario Lemieux	VS. BUF	3/23/96	Hasek	No Goal
Jaromir Jagr	@ FLA	11/9/96	Fitzpatrick	No Goal
Mario Lemieux	@ FLA	4/11/97	Vanbiesbrouck	GOAL
Stu Barnes	@ PHI	3/8/98	Hextall	No Goal
Martin Straka	VS. STL	1/19/00	Turek	GOAL
Martin Straka	@ SJS	11/1/00	Nabokov	No Goal
Martin Straka	@ BOS	1/9/01	Dafoe	No Goal
Martin Straka	@ ATL	1/30/01	Rhodes	GOAL
Wayne Primeau	@ TBL	11/10/01	Khabibulin	GOAL
Eric Meloche	VS. NYR	1/3/04	Markkanen	No Goal
Brian Holzinger	VS. TBL	1/27/04	Grahame	No Goal

PLAYER	OPPONENT	DATE	GOALTENDER	RESULT
Ziggy Palffy	@ NYR	11/7/05	Weekes	No Goal
Matt Murley	@ TBL	11/27/05	Grahame	No Goal
Ryan Malone	VS. WSH	1/25/06	Kolzig	GOAL
Jordan Staal	VS. CBJ	10/21/06	Norrena	GOAL
Jordan Staal	VS. NYR	11/25/06	Lundqvist	No Goal
Nils Ekman	@ NYR	12/7/06	Lundqvist	GOAL
Jarkko Ruutu	VS. TOR	1/20/07	Raycroft	GOAL
Evgeni Malkin	@ NYI	3/22/07	DiPietro	No Goal
Jordan Staal	VS. NYR	10/23/07	Lundqvist	No Goal
Sidney Crosby	@ VAN	12/8/07	Luongo	No Goal
Petr Sykora	@ TBL	3/4/08	Smith	No Goal
Sidney Crosby	VS. NYR	1/18/09	Lundqvist	No Goal
Evgeni Malkin	VS. ATL	3/17/09	Hedberg	No Goal
Evgeni Malkin	@ CAR	4/4/09	Ward	No Goal
Maxime Talbot	@ ATL	11/21/09	Hedberg	No Goal
Evgeni Malkin	VS. TOR	10/13/10	Gustavsson	No Goal
Sidney Crosby	VS. CGY	11/27/10	Kiprusoff	No Goal
Evgeni Malkin	@ WSH	12/23/10	Neuvirth	No Goal
Kris Letang	@ NYI	12/29/10	DiPietro	No Goal
Chris Conner	VS. DET	1/18/11	MacDonald	GOAL
Matt Cooke	VS. DAL	11/11/11	Lehtonen	GOAL
Chris Kunitz	@ NJD	3/17/12	Brodeur	No Goal

Pittsburgh has scored on 23 of 64 attempts (10 for 31 at home, 13 for 33 on the road)

OPPONENT PENALTY SHOTS

PLAYER	OPPONENT	DATE	GOALTENDER	RESULT
Bill Collins	VS. MIN	12/23/67	Binkley	No Goal
Ralph Stewart	@ NYI	3/5/74	Brown	No Goal
Dave Keon	@ TOR	11/20/74	Inness	GOAL
Bill Goldsworthy	@ NYR	11/14/76	Wilson	No Goal
Alain Daigle	VS. CHI	11/21/76	Wilson	No Goal
Al MacAdam	VS. CLE	12/16/76	Herron	GOAL
Orest Kindrachuk	VS. PHI	10/15/77	Wilson	No Goal
Ilkka Sinisalo	VS. PHI	10/11/81	Harrison	GOAL
Bob Bourne	@ NYI	2/17/83	Herron	No Goal
Dino Ciccarelli	@ MIN	3/16/83	Herron	No Goal
Tony Currie	@ HFD	3/17/84	Herron	No Goal
Michel Goulet	@ QUE	12/29/84	Herron	No Goal
Dave Williams	@ LAK	1/21/87	Romano	No Goal
Alan Kerr	@ NYI	2/26/87	Riggin	No Goal
Doug Gilmour	VS. STL	3/1/87	Riggin	No Goal

PLAYER	OPPONENT	DATE	GOALTENDER	RESULT
Michel Goulet	VS. QUE	3/12/87	Riggin	No Goal
Mark Johnson	@ NJD	10/9/87	Riggin	No Goal
Dave Tippett	@ HFD	1/9/88	Meloche	No Goal
Doug Smail	VS. WPG	10/10/89	Barrasso	No Goal
Dale Hunter	VS. WSH	12/6/89	Young	No Goal
Tomas Sandstrom	VS. LAK	2/10/90	Young	GOAL
Scott Pearson	VS. QUE	3/16/91	Barrasso	GOAL
Darren Turcotte	@ NYR	12/29/91	Young	No Goal
Joe Nieuwendyk	@ CGY	1/23/93	Wregget	No Goal
Scott Niedermayer	@ NJD	2/7/96	Wregget	No Goal
Robert Reichel	@ CGY	10/24/96	Barrasso	GOAL
Sami Kapanen	VS. CAR	1/7/99	Barrasso	No Goal
Doug Gilmour	VS. CHI	10/16/99	Skudra	No Goal
Teemu Selanne	@ ANA	10/27/99	Aubin	No Goal
Keith Tkachuk	@ PHX	1/12/00	Aubin	GOAL
Tim Connolly	@ NYI	3/21/00	Aubin	GOAL
Martin Rucinsky	@ MTL	2/28/01	Aubin	No Goal
Marian Hossa	VS. OTT	10/16/01	Hedberg	No Goal
Mike Modano	VS. DAL	10/24/01	Hedberg	No Goal
Esa Pirnes	VS. LAK	10/10/03	Fleury	No Goal
Marian Gaborik	VS. MIN	11/19/03	Caron	GOAL
Erik Cole	@ CAR	11/29/03	Caron	No Goal
Dan Boyle	VS. TBL	1/27/04	Fleury	No Goal
Chad Kilger	VS. TOR	3/19/06	Fleury	GOAL
Sean Bergenheim	@ NYI	3/31/06	Caron	No Goal
Miroslav Satan	VS. NYI	4/17/06	Fleury	No Goal
Alexander Semin	VS. WSH	2/18/07	Thibault	No Goal
Drew Stafford	@ BUF	12/29/09	Fleury	GOAL
Vincent Lecavalier	@ TBL	1/2/10	Fleury	No Goal
Kyle Okposo	VS. NYI	1/19/10	Johnson	No Goal
Ilya Kovalchuk	@ NJD	3/12/10	Fleury	No Goal
Sean Bergenheim	@ TBL	10/27/10	Fleury	No Goal
Loui Eriksson	@ DAL	11/3/10	Johnson	GOAL
Nick Foligno	@ OTT	12/26/10	Fleury	No Goal
Steven Stamkos	VS. TBL	1/5/11	Fleury	No Goal
Michael Grabner	@ NYI	2/11/11	Johnson	No Goal
Mike Richards	@ LAK	11/5/11	Fleury	No Goal
Ilya Kovalchuk	@ NJD	12/31/11	Fleury	GOAL
Patrik Berglund	@ STL	1/24/12	Fleury	GOAL
Patrick Kaleta	@ BUF	2/19/12	Fleury	No Goal

Opponents have scored on 14 of 55 attempts (6 of 23 in Pittsburgh, 8 of 32 on the road)

SHUTOUTS

PLAYER	DATE	OPP.	SCORE	SAVES
1967-68 (7)				
Les Binkley	11/4	@ CAL	1-0	31
Hank Bassen	11/15	VS. PHI	5-0	27
Les Binkley (2)	12/23	VS. MIN	4-0	23
Les Binkley (3)	12/27	VS. CAL	0-0	24
Les Binkley (4)	1/28	@ BOS	1-0	33
Les Binkley (5)	2/1	VS. STL	2-0	22
Les Binkley (6)	3/30	@ PHI*	2-0	23

* = Game played in Quebec City

1968-69 (2)				
Joe Daley	2/19	VS. BOS	3-0	41
Joe Daley (2)	3/23	VS. MIN	5-0	32

1969-70 (5)				
Les Binkley (7)	11/12	@ TOR	3-0	31
Les Binkley (8)	12/10	@ LAK	2-0	29
Al Smith	2/26	VS. LAK	1-0	30
Al Smith (2)	3/8	@ NYR	0-0	33
Les Binkley (9)	3/25	VS. MIN	2-0	25

1970-71 (4)				
Les Binkley (10)	10/17	VS. PHI	0-0	24
Al Smith (3)	12/8	VS. TOR	4-0	29
Les Binkley (11)	3/3	VS. MTL	4-0	33
Al Smith (4)	3/13	VS. MIN	0-0	20

1971-72 (1)				
Jim Rutherford	2/17	@ BUF	2-0	23

1972-73 (5)				
Denis Herron	10/17	@ NYI	5-0	24
Denis Herron (2)	10/24	@ VAN	4-0	23
Jim Rutherford (2)	1/20	VS. BOS	3-0	26
Jim Rutherford (3)	2/20	@ NYI	4-0	34
Jim Rutherford (4)	2/24	VS. CHI	2-0	32

1973-74 (1)				
Andy Brown	3/24	VS. DET	8-0	23

1974-75 (2)				
Gary Inness	11/17	@ WSH	6-0	26
Gary Inness (2)	11/23	VS. LAK	0-0	30

1975-76 (2)				
Michel Plasse	3/6	VS. MIN	5-0	18
Michel Plasse (2)	3/28	VS. DET	3-0	29

PLAYER	DATE	OPP.	SCORE	SAVES
1976-77 (6)				
Dunc Wilson	11/13	VS. PHI	1-0	25
Dunc Wilson (2)	11/21	VS. CHI	5-0	25
Dunc Wilson (3)	1/19	@ VAN	3-0	21
Dunc Wilson (4)	1/27	@ NYR	3-0	30
Dunc Wilson (5)	2/3	@ CLE	0-0	22
Denis Herron (3)	3/9	VS. COL	3-0	32

1977-78 (0)				
--------------------	--	--	--	--

1978-79 (2)				
Greg Millen	12/13	VS. STL	3-0	33
Greg Millen (2)	1/16	VS. MIN	5-0	25

1979-80 (3)				
Greg Millen (3)	12/19	@ CHI	0-0	29
Rob Holland	3/2	VS. NYI	0-0	24
Greg Millen (4)	3/30	VS. WSH	4-0	28

1980-81 (0)				
--------------------	--	--	--	--

1981-82 (1)				
Gary Edwards	3/21	@ COL	6-0	28

1982-83 (1)				
Denis Herron (4)	12/4	VS. PHI	0-0	34

1983-84 (2)				
Denis Herron (5)	10/14	@ WSH	4-0	29
Roberto Romano	2/1	VS. MIN	4-0	34

1984-85 (2)				
Roberto Romano (2)	12/28	VS. HFD	4-0	34
Denis Herron (6)	3/16	VS. NYR	5-0	26

1985-86 (2)				
Roberto Romano (3)	12/2	@ NYR	6-0	40
Roberto Romano (4)	2/8	VS. NJD	4-0	27

1986-87 (1)				
Meloche/Romano	1/23	@ VAN	6-0	30

(Romano replaced Meloche at 10:11)

1987-88 (2)				
Frank Pietrangelo	2/4	VS. MIN	1-0	31
Steve Guenette	3/19	VS. PHI	7-0	38

PLAYER	DATE	OPP.	SCORE	SAVES
1988-89 (0)				
1989-90 (1)				
Wendell Young	11/14	VS. NYR	6-0	25
1990-91 (1)				
Tom Barrasso	12/28	VS. DET	5-0	27
1991-92 (1)				
Tom Barrasso (2)	12/5	@ SJS	8-0	39
1992-93 (5)				
Tom Barrasso (3)	11/3	VS. NYI	2-0	19
Tom Barrasso (4)	11/21	VS. NJD	2-0	29
Tom Barrasso (5)	12/23	@ PHI	4-0	20
Wregget/Barrasso	2/8	VS. BOS#	4-0	28
<i>(Barrasso replaced Wregget at 55:18)</i>				
Tom Barrasso (6)	2/10	@ NYR	3-0	30
# = Game Played in Atlanta				
1993-94 (3)				
Ken Wregget	1/27	VS. QUE	3-0	38
Tom Barrasso (7)	2/13	@ PHI	3-0	22
Tom Barrasso (8)	4/11	@ OTT	4-0	32
1994-95 (0)				
1995-96 (5)				
Ken Wregget (2)	11/1	VS. TBL	10-0	27
Ken Wregget (3)	11/18	VS. WSH	3-0	32
Ken Wregget (4)	12/9	VS. HFD	6-0	35
Tom Barrasso (9)	1/17	@ BUF	1-0	31
Tom Barrasso (10)	2/16	@ WPG	1-0	32
1996-97 (5)				
Ken Wregget (5)	11/12	VS. BUF	3-0	25
Patrick Lalime	12/13	@ SJS	4-0	20
Ken Wregget (6)	12/19	@ STL	4-0	25
Patrick Lalime (2)	12/28	VS. BUF	2-0	21
Patrick Lalime (3)	1/15	@ HFD	3-0	31
1997-98 (7)				
Tom Barrasso (11)	10/14	@ NYR	1-0	36
Tom Barrasso (12)	11/15	@ TOR	5-0	20
Tom Barrasso (13)	11/20	@ OTT	2-0	27
Tom Barrasso (14)	12/1	@ MTL	1-0	25
Tom Barrasso (15)	12/10	@ ANA	3-0	28
Tom Barrasso (16)	1/20	VS. OTT	0-0	35
Tom Barrasso (17)	3/22	@ DAL	0-0	28

PLAYER	DATE	OPP.	SCORE	SAVES
1998-99 (9)				
Peter Skudra	10/26	@ TOR	2-0	27
J. S. Aubin	11/7	VS. BOS	0-0	18
Tom Barrasso (18)	11/14	VS. FLA	4-0	23
Tom Barrasso (19)	12/19	VS. WSH	3-0	24
Peter Skudra (2)	1/28	VS. TOR	6-0	21
Tom Barrasso (20)	2/5	VS. FLA	3-0	29
Peter Skudra (3)	3/13	VS. PHI	4-0	24
J. S. Aubin (2)	3/17	@ TBL	2-0	16
Tom Barrasso (21)	4/11	@ DET	3-0	20
1999-00 (4)				
Tom Barrasso (22)	11/26	VS. OTT	5-0	20
J. S. Aubin (3)	12/9	VS. WSH	3-0	24
Peter Skudra (4)	12/21	@ NYI	4-0	21
J. S. Aubin (4)	2/14	VS. VAN	3-0	37
2000-01 (3)				
Garth Snow	11/24	@ PHI	1-0	36
Garth Snow (2)	12/27	VS. TOR	5-0	40
Garth Snow (3)	1/21	@ CHI	4-0	24
2001-02 (6)				
Johan Hedberg	10/18	@ OTT	3-0	29
Johan Hedberg (2)	11/17	VS. NYR	1-0	26
Johan Hedberg (3)	11/27	VS. NJD	6-0	39
Johan Hedberg (4)	12/4	@ TOR	1-0	27
Johan Hedberg (5)	1/10	@ BUF	2-0	36
Johan Hedberg (6)	1/19	@ EDM	1-0	25
2002-03 (4)				
J. S. Aubin (5)	10/12	VS. NYR	6-0	30
Johan Hedberg (7)	12/21	VS. CGY	2-0	23
Sebastien Caron	1/15	@ CAR	2-0	26
Sebastien Caron (2)	1/21	@ BUF	0-0	34
2003-04 (3)				
Marc-Andre Fleury	10/30	@ CHI	1-0	20
Sebastien Caron (3)	12/29	VS. CHI	1-0	31
J. S. Aubin (6)	3/9	VS. DAL	4-0	45
2005-06 (2)				
Marc-Andre Fleury (2)	3/12	VS. PHI	2-0	22
Sebastien Caron (4)	3/31	@ NYI	4-0	29

PLAYER	DATE	OPP.	SCORE	SAVES
2006-07 (6)				
Marc-Andre Fleury (3)	10/5	VS. PHI	4-0	40
Marc-Andre Fleury (4)	1/2	VS. CAR	3-0	31
Marc-Andre Fleury (5)	1/30	VS. FLA	3-0	32
Marc-Andre Fleury (6)	2/3	VS. WSH	2-0	30
Jocelyn Thibault	3/14	@ NJD	3-0	25
Marc-Andre Fleury (7)	3/25	VS. BOS	5-0	29

2007-08 (8)				
Marc-Andre Fleury (8)	10/23	VS. NYR	1-0	36
Dany Sabourin	11/5	@ NJD	5-0	20
Marc-Andre Fleury (9)	11/24	VS. ATL	5-0	28
Ty Conklin	12/29	VS. BUF	2-0	26
Ty Conklin (2)	1/5	VS. FLA	3-0	35
Dany Sabourin (2)	1/19	@ MTL	2-0	31
Marc-Andre Fleury (10)	3/4	@ TBL	2-0	35
Marc-Andre Fleury (11)	3/25	@ NJD	2-0	31

2008-09 (4)				
Marc-Andre Fleury (12)	12/26	@ NJD	1-0	37
Marc-Andre Fleury (13)	1/18	VS. NYR	3-0	33
Marc-Andre Fleury (14)	2/25	VS. NYI	1-0	21
Marc-Andre Fleury (15)	3/25	VS. CGY	2-0	31

2009-10 (1)				
Marc-Andre Fleury (16)	3/18	@ BOS	3-0	17

PLAYER	DATE	OPP.	SCORE	SAVES
2010-11 (5)				
Brent Johnson	10/30	@ CAR	3-0	33
Marc-Andre Fleury (17)	11/24	@ BUF	1-0	30
Marc-Andre Fleury (18)	1/25	VS. NYI	1-0	29
Johnson/Fleury	2/2	VS. NYI	3-0	23
<i>(Fleury replaced Johnson at 59:19)</i>				
Marc-Andre Fleury (19)	3/25	VS. NJD	1-0	25

2011-12 (3)				
Marc-Andre Fleury (20)	10/25	@ NYI	3-0	33
Marc-Andre Fleury (21)	11/21	VS. NYI	5-0	29
Marc-Andre Fleury (22)	2/21	VS. NYR	2-0	27

2012-13 (5)				
Tomas Vokoun	1/31	@ NYR	3-0	28
Marc-Andre Fleury (23)	3/16	VS. NYR	3-0	23
Fleury/Vokoun	3/26	VS. MTL	1-0	37
<i>(Vokoun replaced Fleury at 40:00)</i>				
Tomas Vokoun (2)	3/28	VS. WPG	4-0	20
Tomas Vokoun (3)	3/30	VS. NYI	2-0	35

TOTAL - 142 HOME - 82 ROAD - 60
 MOST ALL-TIME - Marc-Andry Fleury (23)
 MOST ONE YEAR (Ind.) - Tom Barrasso (7) 1997-98
 MOST ONE YEAR (Team) - 9 in 1998-99

SHUTOUTS AGAINST

PLAYER	DATE	OPP.	SCORE	SAVES
1967-68 (5)				
Doug Favell	10/19	@ PHI	1-0	17
Gary Smith	12/27	VS. CAL	0-0	34
Bruce Gamble	1/13	@ TOR	7-0	33
Ed Giacomin	3/17	@ NYR	3-0	20
Cesare Maniago	3/23	@ MIN	3-0	31

1968-69 (8)				
Bernie Parent	10/17	@ PHI	3-0	20
Doug Favell (2)	11/9	VS. PHI	3-0	37
Gerry Desjardins	1/18	@ LAK	4-0	30
Bruce Gamble (2)	1/25	VS. TOR	2-0	30
Glenn Hall	2/12	@ STL	2-0	19
Lorne Worsley	2/16	VS. MTL	4-0	36
Roy Edwards	2/20	@ DET	3-0	26
Ed Johnston	3/2	@ BOS	4-0	19

PLAYER	DATE	OPP.	SCORE	SAVES
1969-70 (14)				
Gerry Cheevers	10/19	@ BOS	4-0	26
Gerry Desjardins (2)	10/22	@ LAK	2-0	25
Ernie Wakely	11/13	@ STL	4-0	25
Jacques Plante	11/19	VS. STL	4-0	18
Bruce Gamble (3)	12/6	@ TOR	5-0	25
Bernie Parent (2)	12/21	@ PHI	4-0	28
Tony Esposito	12/27	VS. CHI	3-0	30
Ernie Wakely (2)	1/3	@ STL	6-0	26
Tony Esposito (2)	1/14	@ CHI	5-0	28
Bruce Gamble (4)	1/17	@ TOR	4-0	38
Terry Sawchuk	2/1	@ NYR	6-0	29
Gerry Cheevers (2)	2/14	VS. BOS	3-0	35
Ed Giacomin (2)	3/8	@ NYR	0-0	25
Ed Giacomin (3)	3/18	VS. NYR	2-0	30

PLAYER	DATE	OPP.	SCORE	SAVES
1970-71 (7)				
Bernie Parent (3)	10/17	VS. PHI	0-0	30
Ernie Wakely (3)	11/19	VS. STL	1-0	20
Cesare Maniago (2)	12/12	VS. MIN	1-0	35
Tony Esposito (3)	2/7	@ CHI	1-0	28
Ed Giacomini (4)	2/20	VS. NYR	2-0	37
Ed Giacomini (5)	2/27	VS. NYR	4-0	26
Cesare Maniago (3)	3/13	VS. MIN	0-0	31

PLAYER	DATE	OPP.	SCORE	SAVES
1971-72 (6)				
Cesare Maniago (4)	10/28	@ MIN	2-0	35
Gary Smith (2)	1/8	VS. CHI	4-0	24
Ernie Wakely (3)	1/22	@ STL	1-0	25
Bruce Gamble (5)	1/30	@ PHI	4-0	33
Cesare Maniago (5)	2/20	@ MIN	2-0	40
Bernie Parent (4)	2/23	@ TOR	2-0	34

PLAYER	DATE	OPP.	SCORE	SAVES
1972-73 (3)				
Roger Crozier	11/12	@ BUF	1-0	18
Ron Low/Jacques Plante	12/29	VS. TOR	4-0	42
<i>(Plante replaced Low at 39:36. Low replaced Plante at 40:00)</i>				
Ed Giacomini (6)	1/7	@ NYR	3-0	24

PLAYER	DATE	OPP.	SCORE	SAVES
1973-74 (7)				
Bernie Parent (5)	10/27	VS. PHI	6-0	23
Dunc Wilson	11/3	@ TOR	6-0	33
Bernie Parent (6)	11/4	@ PHI	7-0	29
Ed Giacomini (7)	11/18	@ NYR	7-0	33
Doug Grant	12/15	VS. DET	2-0	36
Rogie Vachon	1/16	VS. LAK	2-0	34
Rogie Vachon (2)	1/26	VS. LAK	2-0	25

PLAYER	DATE	OPP.	SCORE	SAVES
1974-75 (6)				
Rogie Vachon (3)	10/28	@ LAK	2-0	23
Rogie Vachon (4)	11/23	VS. LAK	0-0	32
Bernie Parent (7)	12/22	@ PHI	4-0	24
Bernie Parent (8)	3/13	@ PHI	6-0	22
Rogie Vachon (5)	3/22	@ LAK	4-0	31
Ken Dryden	4/2	@ MTL	6-0	23

PLAYER	DATE	OPP.	SCORE	SAVES
1975-76 (2)				
Rogie Vachon (6)	10/30	@ LAK	4-0	21
Gerry Desjardins (3)	1/11	@ BUF	6-0	28

PLAYER	DATE	OPP.	SCORE	SAVES
1976-77 (7)				
Bernie Parent (9)	10/28	@ PHI	3-0	21
Gerry Cheevers (3)	11/24	VS. BOS	4-0	34
Wayne Thomas	1/11	VS. TOR	2-0	30
Gerry Edwards	2/3	@ CLE	0-0	22
Rogie Vachon (7)	3/2	VS. LAK	5-0	26
Wayne Stephenson	3/13	@ PHI	4-0	22
Gilles Gilbert	3/27	@ BOS	3-0	11

PLAYER	DATE	OPP.	SCORE	SAVES
1977-78 (2)				
Bernie Parent (10)	10/20	@ PHI	11-0	20
Dan Bouchard	1/18	@ ATL	1-0	25

PLAYER	DATE	OPP.	SCORE	SAVES
1978-79 (4)				
Dan Bouchard (2)	11/3	@ ATL	2-0	25
Michel Larocque	2/22	@ MTL	12-0	25
Mario Lessard	3/7	VS. LAK	4-0	26
Mike Palmateer	3/11	@ TOR	4-0	39

PLAYER	DATE	OPP.	SCORE	SAVES
1979-80 (6)				
Tony Esposito (4)	12/19	@ CHI	0-0	37
Pete Peeters	2/2	VS. PHI	4-0	30
Don Edwards	2/7	@ BUF	9-0	25
Michel Dion	2/24	@ QUE	2-0	33
Glenn Resch	3/2	VS. NYI	0-0	22
Bill McKenzie	3/28	@ COL	5-0	30

PLAYER	DATE	OPP.	SCORE	SAVES
1980-81 (1)				
Pete Peeters (2)	1/21	VS. PHI	5-0	33

PLAYER	DATE	OPP.	SCORE	SAVES
1981-82 (1)				
Pat Riggini	1/16	@ CGY	4-0	29

PLAYER	DATE	OPP.	SCORE	SAVES
1982-83 (3)				
Billy Smith	10/14	@ NYI	9-0	30
Pelle Lindberg	12/4	VS. PHI	0-0	24
Markus Mattson	1/12	VS. MIN	7-0	40

PLAYER	DATE	OPP.	SCORE	SAVES
1983-84 (4)				
Al Jensen	10/25	VS. WSH	1-0	26
Mike Liut	12/31	@ STL	2-0	16
Tony Esposito (5)	1/15	@ CHI	2-0	35
Pat Riggini (2)	3/24	@ WSH	6-0	18

PLAYER	DATE	OPP.	SCORE	SAVES
1984-85 (2)				
Kelly Hrudey	2/2	VS. NYI	4-0	26
Bob Janecyk	3/5	@ LAK	6-0	21

1985-86 (1)				
Kelly Hrudey (2)	1/9	@ NYI	9-0	27

1986-87 (2)				
Darren Elliot	12/17	@ LAK	3-0	26
Glen Hanlon	1/18	VS. DET	1-0	36

1987-88 (3)				
Allan Bester	10/29	VS. TOR	8-0	26
Kirk McLean	2/17	@ VAN	5-0	27
Sean Burke	3/29	@ NJD	4-0	25

1988-89 (1)				
Pete Peeters (3)	1/2	@ WSH	8-0	14

1989-90 (0)				
--------------------	--	--	--	--

1990-91 (0)				
--------------------	--	--	--	--

1991-92 (3)				
Don Beaupre	10/29	VS. WSH	8-0	26
Craig Billington	1/2	@ NJD	4-0	16
Bob Essensa	1/28	VS. WPG	4-0	38

1992-93 (2)				
Tim Cheveldae	11/13	@ DET	8-0	26
John Blue	1/14	@ BOS	7-0	21

1993-94 (0)				
--------------------	--	--	--	--

1994-95 (1)				
John Vanbiesbrouck	3/26	@ FLA	2-0	24

1995-96 (2)				
Jocelyn Thibault	12/23	@ MTL	1-0	29
Chris Osgood	2/3	@ DET	3-0	23

1996-97 (1)				
Mike Richter	3/24	@ NYR	3-0	34

PLAYER	DATE	OPP.	SCORE	SAVES
1997-98 (6)				
Andy Moog	10/8	VS. MTL	3-0	26
Martin Brodeur	12/4	VS. NJD	4-0	28
Andy Moog (2)	12/27	VS. MTL	1-0	19
Damien Rhodes	1/20	VS. OTT	0-0	23
Dominik Hasek	3/15	@ BUF	3-0	22
Ed Belfour	3/22	@ DAL	0-0	20

1998-99 (3)				
Darren Puppa	10/21	@ TBL	5-0	28
Byron Dafeo	1/7	VS. BOS	0-0	26
Jamie Storr	12/22	VS. LAK	3-0	25

1999-00 (2)				
Jeff Hackett	3/8	VS. MTL	3-0	24
Patrick Lalime	3/9	@ OTT	7-0	16

2000-01 (1)				
Martin Brodeur (2)	10/28	VS. NJD	9-0	21

2001-02 (10)				
Curtis Joseph	10/27	@ TOR	4-0	23
Brian Boucher	10/31	@ PHI	3-0	27
Roberto Luongo	11/7	@ FLA	2-0	17
Tomas Vokoun	11/23	@ NSH	5-0	27
Evgeni Nabokov	11/29	@ SJS	5-0	38
Tom Barrasso	12/16	VS. CAR	7-0	11
Martin Brodeur (3)	12/26	@ NJD	4-0	20
Jocelyn Thibault (2)	1/6	@ CHI	2-0	22
Jose Theodore	2/7	@ MTL	1-0	30
Jose Theodore (2)	4/1	VS. MTL	3-0	28

2002-03 (10)				
Ed Belfour (2)	10/10	VS. TOR	6-0	33
J. S. Giguere	12/15	@ ANA	5-0	19
Roberto Luongo (2)	1/18	@ FLA	3-0	35
Martin Biron	1/21	@ BUF	0-0	23
Roberto Luongo (3)	2/6	VS. FLA	6-0	28
Patrick Lalime (2)	2/12	VS. OTT	3-0	20
Mike Dunham	2/14	@ NYR	1-0	26
Tomas Vokoun (2)	2/27	@ NSH	6-0	22
Kevin Weekes	3/6	VS CAR	4-0	21
Roman Cechmanek	3/29	@ PHI	3-0	20

PLAYER	DATE	OPP.	SCORE	SAVES
2003-04 (7)				
Cristobal Huet	10/10	VS. LAK	3-0	11
Nikolai Khabibulin	11/8	@ TBL	9-0	15
Corey Schwab	12/27	VS. NJD	2-0	21
Mikael Tellqvist	1/5	VS. TOR	5-0	25
Jose Theodore (3)	1/10	VS. MTL	8-0	25
Scott Clemmensen	1/20	VS. NJD	3-0	25
Roberto Luongo (4)	2/20	VS. FLA	2-0	34

PLAYER	DATE	OPP.	SCORE	SAVES
2005-06 (5)				
Mike Dunham (2)	11/9	@ ATL	5-0	26
Manny Fernandez	12/8	VS. MIN	5-0	22
Curtis Sanford	12/13	@ STL	3-0	21
Mikael Tellqvist (2)	3/19	VS. TOR	1-0	21
Sean Burke (2)	4/8	@ TBL	1-0	25

PLAYER	DATE	OPP.	SCORE	SAVES
2006-07 (3)				
Dominik Hasek (2)	10/7	VS. DET	2-0	13
Martin Brodeur (4)	12/26	@ NJD	3-0	26
Martin Brodeur (5)	2/27	VS. NJD	1-0	31

PLAYER	DATE	OPP.	SCORE	SAVES
2007-08 (3)				
Henrik Lundqvist	12/18	@ NYR	4-0	18
Johan Holmqvist	1/18	VS. TBL	3-0	27
Martin Biron (2)	4/6	@ PHI	2-0	20

PLAYER	DATE	OPP.	SCORE	SAVES
2008-09 (3)				
Mike Smith	12/23	VS. TBL	2-0	15
Henrik Lundqvist (2)	1/5	@ NYR	4-0	27
Ty Conklin	2/8	VS. DET	3-0	25

PLAYER	DATE	OPP.	SCORE	SAVES
2009-10 (7)				
Ilya Bryzgalov	10/7	VS. PHX	3-0	24
Evgeni Nabokov (2)	11/7	@ SJS	5-0	27
Tim Thomas	11/10	@ BOS	3-0	27
Martin Brodeur (6)	12/21	VS. NJD	4-0	35
Martin Brodeur (7)	12/30	@ NJD	2-0	32
Mike Smith (2)	3/31	VS. TBL	2-0	27
Johan Hedberg	4/10	@ ATL	1-0	33

PLAYER	DATE	OPP.	SCORE	SAVES
2010-11 (7)				
Jaroslav Halak	10/23	@ STL	1-0	31
Jose Theodore (4)	1/8	VS. MIN	4-0	26
Martin Brodeur (8)	1/20	@ NJD	2-0	23
Michal Neuvirth	2/6	@ WSH	3-0	22
Michal Neuvirth (2)	2/21	VS. WSH	1-0	39
Carey Price	3/12	VS. MTL	3-0	26
Martin Brodeur (9)	3/25	VS. NJD	1-0 (SOL)	29

PLAYER	DATE	OPP.	SCORE	SAVES
2011-12 (2)				
Tomas Vokoun (3)	1/11	@ WSH	1-0	30
James Reimer	2/1	@ TOR	1-0	25

PLAYER	DATE	OPP.	SCORE	SAVES
2012-13 (0)				

TOTAL - 173
AT PITTSBURGH - 70
ON THE ROAD - 103
MOST SHUTOUTS AGAINST - Bernie Parent (10)
MOST ONE YEAR (Ind.) - Rogie Vachon (3) 1974-75
MOST ALL TIME (Team) - Philadelphia (18)
MOST ONE YEAR (Team) - NYR, STL & LAK (3)
1969-70, 1969-70 & 1974-75

FASTEST GOALS

TEAMS

FASTEST TWO GOALS

BOTH TEAMS	0:04	Wayne Bianchin (Pittsburgh) & Guy Chouinard (Atlanta), March 15, 1977 at Atlanta in a 7-3 Flames win. (NHL Record)
PENGUINS	0:06	Paul Coffey & Troy Loney, Feb. 22, 1990 vs. NY Islanders in a 4-3 Penguins win.
	0:06	Mark Recchi & John Cullen, Feb. 16, 1990 at Winnipeg in a 3-3 tie.
OPPONENTS	0:06	Rick Tocchet & Jeremy Roenick (Phoenix), Jan. 13, 1999 at Phoenix in a 5-3 Coyotes win.
	0:06	Sylvain Turgeon (2) (Hartford), March 28, 1987 at Hartford in a 5-4 Whalers win.
	0:06	Guy Lafleur and Steve Shutt (Montreal), April 2, 1975 at Montreal in a 6-0 Canadiens win.

FASTEST THREE GOALS

BOTH TEAMS	0:30	Mario Lemieux (2) & Al Iafrate (Toronto), Oct. 17, 1989 vs. Toronto in a 7-5 Penguins win.
PENGUINS	0:27	Al McDonough, Ken Schinkel & Ron Schock, Nov. 22, 1972 vs. St. Louis in a 10-4 Penguins win.
OPPONENTS	0:21	Michal Pivonka & Steve Leach (2), Nov. 25, 1990 at Washington in a 7-3 Capitals win.

FASTEST FOUR GOALS

BOTH TEAMS	1:17	Pierre Larouche (Pittsburgh), Guy Lafleur (2) & Pete Mahovlich (Montreal), Jan. 26, 1975 at Montreal in a 7-2 Canadiens win.
PENGUINS	1:39	Alexei Kovalev (2), Jaromir Jagr & Stu Barnes, Dec. 12, 1998 at St. Louis in a 4-3 Penguins win.
OPPONENTS	1:22	Bobby Clarke, Ilkka Sinisalo, Reggie Leach & Ken Linseman (Philadelphia), Oct. 11, 1981 at Philadelphia in an 8-2 Flyers win.

FASTEST FIVE GOALS

BOTH TEAMS	3:34	Paul Reinhart, Jyrki Lumme, Greg Adams (Vancouver), Bob Errey & Tony Tanti (Pittsburgh), Mar. 11, 1990 at Vancouver in a 5-3 Canucks win.
PENGUINS	2:07	Bryan Hextall, Jean Pronovost, Al McDonough, Ken Schinkel & Ron Schock, Nov. 22, 1972 vs. St. Louis in a 10-4 Penguins win.
OPPONENTS	2:37	Duane Sutter (2), Bryan Trottier (2) & John Tonelli (NY Islanders), Jan. 26, 1982 at New York in a 9-2 Islanders win.

FASTEST GOAL, START OF GAME

PENGUINS	0:06	Jean Pronovost, Mar. 25, 1976 at St. Louis in a 5-2 Blues win.
OPPONENTS	0:08	Kyle Wellwood (Winnipeg), Oct. 17, 2011 at Winnipeg in a 2-1 Jets win.

FASTEST GOAL, START OF SECOND PERIOD

PENGUINS	0:07	Lowell MacDonald, Feb. 10, 1973 at Boston in a 6-3 Bruins win.
OPPONENTS	0:07	Stan Gilbertson (Washington), Nov. 12, 1975 at Washington in a 6-6 tie.
	0:07	Joey Johnston (California), Oct. 20, 1973 at Pittsburgh in a 5-3 Penguins win.

FASTEST GOAL, START OF THIRD PERIOD

PENGUINS	0:11	Martin Straka, Oct. 18, 2003 vs. Detroit in a 4-3 Penguins win.
OPPONENTS	0:13	Janne Ojanen (New Jersey), Oct. 24, 1992 at New Jersey in a 4-3 Penguins win.

FASTEST GOAL, OVERTIME

PENGUINS	0:13	Kevin Stevens, Mar. 21, 1991 vs. NY Rangers in a 5-4 Penguins win.
OPPONENTS	0:08	Tony Amonte (NY Rangers), Feb. 21, 1994 at New York in a 4-3 Rangers win.

EARLIEST WINNING GOAL

PENGUINS	0:32	Martin Straka, Mar. 13, 1999 vs. Philadelphia in a 4-0 Penguins win.
OPPONENTS	0:09	Ross Lonsberry (Philadelphia), Oct. 9, 1983 at Philadelphia in an 11-0 Flyers win.

FASTEST TWO GOALS FROM START OF GAME

PENGUINS	0:29	George Ferguson & Greg Malone, Dec. 6, 1980 vs. Chicago in a 6-4 Penguins win.
OPPONENTS	0:40	Tim Kerr & Bill Barber (Philadelphia), Oct. 9, 1983 at Philadelphia in a 7-1 Flyers win.

INDIVIDUALS

FASTEST TWO GOALS

PENGUINS	0:07	Martin Straka, Feb. 11, 2000 vs. Edmonton (Tommy Salo) in a 2-2 tie.
	0:07	Wally Boyer, Mar. 5, 1970 at Detroit (Roy Edwards) in a 5-3 Red Wings win.
OPPONENTS	0:06	Sylvain Turgeon (Hartford), Mar. 28, 1987 at Hartford (Pat Riggin) in a 5-4 Whalers win.

FASTEST TWO ASSISTS

PENGUINS	0:07	Ron Schock, Mar. 5, 1970 at Detroit on two goals by Wally Boyer in a 5-3 Red Wings win.
OPPONENTS	0:06	Pete Mahovlich (Montreal), April 2, 1975 at Montreal on goals by Guy Lafleur and Steve Shutt in a 6-0 Canadiens win.

FASTEST THREE GOALS

PENGUINS	4:10	Nils Ekman, Nov. 8, 2006 vs. Tampa Bay (Johan Holmqvist) in a 4-3 Penguins loss.
OPPONENTS	1:18	Derek King (NY Islanders), Oct. 15, 1991 at New York (Tom Barrasso) in a 7-6 Penguins overtime victory.

FASTEST FOUR GOALS

PENGUINS	14:54	Mario Lemieux, Jan. 26, 1997 at Montreal (Jocelyn Thibault) in a 5-2 Penguins win.
OPPONENTS	34:40	Stan Gilbertson (Washington), April 6, 1975 at Washington (Bob Johnson) in an 8-4 Capitals win.

DRAFT PICKS ALL-TIME

1967 EXPANSION DRAFT

Joe Daley	G	Detroit
Roy Edwards	G	Chicago
Earl Ingarfield	C	NY Rangers
Al MacNeil	D	NY Rangers
Larry Jeffrey	LW	Toronto
(Traded to NY Rangers for George Konik, Paul Andrea, Dunc McCallum and Frank Francis)		
Ab McDonald	LW	Detroit
Leo Boivin	D	Detroit
Noel Price	D	Montreal
Keith McCreary	LW	Montreal
Ken Schinkel	RW	NY Rangers
Bob Dillabough	C	Boston
Art Stratton	C	Chicago
Val Fonteyne	LW	Detroit
Jeannot Gilbert	C	Boston
Tom McCarthy	LW	Montreal
Bill Dea	LW	Chicago
Bob Rivard	LW	Montreal
Mel Pearson	LW	Chicago
Andy Bathgate	RW	Detroit
Les Hunt	D	NY Rangers

1967

1/2	Steve Rexe	G	Belleville
2/11	Bob Smith	C	Sault Ste. Marie

1968

1/4	Garry Swain	C	Niagara Falls
2/14	Ron Snell	RW	Regina
3/21	Dave Simpson	D	Port Arthur Marrs

1969

1/4	Traded to Boston for Jean Pronovost and John Arbour		
2/15	Rick Kessell	C	Oshawa
3/26	Michel Briere	C	Shawinigan
4/38	Yvon Labre	D	Toronto
5/50	Rusty Patenaude	RW	Calgary
6/62	Paul Hoganson	G	Toronto
7/73	Traded to St. Louis for cash		
8/79	Traded to Montreal for cash		

1970 INTRA-LEAGUE DRAFT

1/7	Lowell MacDonald	RW	Springfield
-----	------------------	----	-------------

1970

1/7	Greg Polis	LW	Estevan
2/21	John Stewart	LW	Flin Flon
3/35	Larry Bignell	D	Edmonton
4/49	Connie Forey	LW	Ottawa
5/63	Steve Cardwell	LW	Oshawa
6/77	Bob Fitchner	C	Brandon
7/90	Jim Pearson	D	St. Catharines
8/102	Cam Newton	G	Kitchener
9/110	Ron Lemieux	D	Dauphin

1971

1/4	Traded to St. Louis with Lou Angotti for Ron Schock, Craig Cameron and 1972 second-round choice		
2/18	Brian McKenzie	LW	St. Catharines
3/32	Joe Norris	D	Toronto
4/46	Gerry Methe	LW	Oshawa
5/60	Dave Murphy	G	North Dakota
6/74	Ian Williams	RW	Notre Dame
7/88	Doug Elliott	D	Harvard
8/102	Traded to Vancouver for 1972 NHL Expansion Draft protection		

1972

1/4	Traded to Minnesota for Bob Woytowich		
2/24	Jack Lynch	D	Oshawa
2/30	Bernie Lukowich	RW	New Westminster
(Choice acquired from St. Louis with Ron Schock and Craig Cameron for Lou Angotti and 1971 first-round choice)			
3/40	Denis Herron	G	Trois Rivieres
4/56	Ron Lalonde	C	Peterborough
5/72	Brian Walker	C	Calgary
6/88	Jeff Ablett	LW	Medicine Hat
7/104	D'Arcy Keating	D	Notre Dame
8/120	Yves Bergeron	RW	Shawinigan
9/136	Jay Babcock	LW	London
9/149	Don Atchison	G	Saskatoon

1973

1/7	Blaine Stoughton	RW	Flin Flon
2/23	Wayne Bianchin	LW	Flin Flon
2/27	Colin Campbell	D	Peterborough
(Choice acquired from Detroit with 1974 second-round pick for Roy Edwards)			
3/39	Traded to Detroit for Andy Brown and cash		
4/55	Dennis Owchar	D	Toronto
5/71	Guido Tenesi	D	Oshawa

6/87	Don Seiling	LW	Oshawa				(Choice acquired from Washington for Bob Paradise)
7/103	Terry Ewasiuk	LW	Victoria	2/29	Peter Marsh	RW	Sherbrooke
8/119	Fred Comrie	C	Edmonton	3/47	Morris Lukowich	LW	Medicine Hat
9/134	Gord Lane	D	New Westminster	4/65	Greg Redquest	G	Oshawa
10/150	Randy Aimoe	D	Medicine Hat	5/83	Brendan Lowe	D	Sherbrooke
11/164	Don McLeod	C	Saskatoon	6/101	Vic Sirko	D	Oshawa

1974

1/8	Pierre Larouche	C	Sorel
2/26	Traded to St. Louis with Bryan Watson and Greg Polis for Bob Kelly, Steve Durbano and Ab DeMarco		
2/27	Jacques Cossette	RW	Sorel (Choice acquired from Detroit for Roy Edwards)
3/44	Traded to Detroit with Hank Nowak for Nelson Debenedet		
4/62	Mario Faubert	D	St. Louis Univ.
5/80	Bruce Abehart	G	London
6/98	William Schneider	LW	U. of Minnesota
7/116	Robbie Laird	LW	Regina
8/133	Larry Finck	D	St. Catharines
9/150	Jim Chicoyne	D	Brandon
10/166	Rick Uhrich	RW	Regina
11/181	Serge Gamelin	RW	Sorel
12/195	Richard Perron	D	Quebec
13/206	Richard Hindmarch	RW	Calgary Univ.
14/216	William Davis	D	Colgate Univ.
15/223	J.D. Mathers	D	Northeastern

1975

1/13	Gordon Laxton	G	New Westminster
2/31	Russ Anderson	D	U. of Minnesota
3/49	Paul Baxter	D	Winnipeg
4/67	Stu Younger	LW	Michigan Tech
5/85	Kim Clackson	D	Victoria
6/103	Pete Morris	LW	Victoria
7/121	Mike Will	C	Edmonton
8/139	Tapio Levo	D	Assat Pori
9/155	Byron Shutt	LW	Bowling Green
10/170	Frank Salive	G	Peterborough
11/185	John Glynn	D	Vermont Univ.
12/196	Lex Hudson	D	U of Denver
13/202	Dan Tsubouchi	RW	St. Louis Univ.
14/206	Bronislav Stankovsky	LW	Fargo-Moorehead
15/217	Kelly Secord	RW	New Westminster

1976

1/2	Blair Chapman	RW	Saskatoon (Choice acquired from Kansas City with Simon Nolet and Ed Gilbert for Steve Durbano, Chuck Arnason and 1976 first-round pick)
1/11	Traded to Kansas City with Steve Durbano and Chuck Arnason for Simon Nolet, Ed Gilbert and 1976 first-round pick.		
2/19	Greg Malone	C	Oshawa

1977

1/12	Traded to Toronto with Blaine Stoughton for Rick Kehoe		
2/30	Jim Hamilton	RW	London
3/48	Kim Davis	C	Flin Flon
4/66	Mark Johnson	C	U. of Wisconsin
5/84	Traded to Los Angeles for Mike Corrigan		
6/102	Greg Millen	G	Peterborough
8/135	Traded to Philadelphia with Gary Inness, 1977 ninth-round pick, 1977 10th-round pick, 1977 11th-round pick and 1977 12th-round pick for Bobby Taylor and Ed Van Impe		
9/150	Traded to Philadelphia (see above)		
10/158	Traded to Philadelphia (see above)		
11/165	Traded to Philadelphia (see above)		
12/172	Traded to Philadelphia (see above)		

1978

1/6	Traded to Philadelphia with a 1978 eighth-round draft choice for Orest Kindrachuk, Ross Lonsberry & Tom Bladon		
2/25	Mike Meeker	RW	Peterborough
3/42	Traded to Montreal for Don Awrey		
4/59	Traded to NY Rangers for Dunc Wilson		
4/61	Shane Pearsall	LW	Ottawa (Choice acquired from Los Angeles with Dave Schultz and Gene Carr for Syl Apps and Hartland Monohan)
5/75	Rob Garner	C	Toronto
6/92	Traded to Toronto with Dave Burrows for Randy Carlyle and George Ferguson		
7/109	Traded to St. Louis for cash		
8/126	Traded to Philadelphia with a 1978 first-round pick for Orest Kindrachuk, Ross Lonsberry and Tom Bladon		
9/143	Traded to St. Louis for cash		
10/160	Traded to St. Louis for cash		
11/175	Traded to St. Louis for cash		
12/191	Traded to St. Louis for cash		
13/205	Traded to St. Louis for cash		
14/216	Traded to St. Louis for cash		

1979

1/10	Traded to Washington for Hartland Monahan		
2/31	Paul Marshall	LW	Brantford
3/52	Bennett Wolf	D	Kitchener
4/73	Brian Cross	D	Brantford
5/94	Nick Ricci	G	Niagara Falls
6/115	Marc Chorney	D	North Dakota

1980

1/9	Mike Bullard	C	Brantford
2/30	Traded to Chicago for Dale Tallon		
3/51	Randy Boyd	D	Ottawa
4/72	Tony Feltrin	D	Victoria
5/93	Doug Shedden	C	Sault Ste. Marie
6/114	Pat Graham	LW	Niagra Falls
7/135	Traded to Winnipeg for future considerations		
8/156	Robert Geale	C	Portland
9/177	Brian Lundberg	D	U. of Michigan
10/198	Steve McKenzie	D	St. Albert

1981

1/7	Traded to Montreal for Rod Schutt		
2/28	Steve Gatzos	RW	Sault Ste. Marie
3/49	Tom Thornbury	D	Niagara Falls
4/70	Norm Schmidt	D	Oshawa
5/91	Traded to Washington for Gary Rissling		
6/109	Paul Edwards	D	Oshawa
	(Choice acquired from Hartford for Gilles Lupien)		
6/112	Rod Buskas	D	Medicine Hat
7/133	Geoff Wilson	RW	Winnipeg
8/154	Mitch Lamoureux	C	Oshawa
9/175	Dean DeFazio	LW	Brantford
10/196	Dave Hannan	C	Brantford

1982

1/10	Rich Sutter	RW	Lethbridge
2/31	Traded to Montreal with Denis Herron for Pat Hughes and Rob Holland		
2/38	Tim Hrynewich	LW	Sudbury
	(Choice acquired from Minnesota for Mark Johnson)		
3/52	Troy Loney	LW	Lethbridge
4/73	Traded to Toronto for Paul Harrison		
5/94	Grant Sasser	C	Portland
6/115	Traded to Toronto with a 1983 fifth-round choice for Greg Hotham		
7/136	Grant Couture	D	Lethbridge
8/157	Peter Derksen	LW	Portland
9/178	Greg Gravel	C	Windsor
10/199	Stu Wenaas	D	Winnipeg
11/220	Chris McCauley	RW	London
12/241	Stan Bautch	G	Hibbing HS (MN)

1983

1/1	Traded to Minnesota with George Ferguson for Ron Meighan and Anders Hakansson and 1983 first-round pick		
1/15	Bob Errey	LW	Peterborough
	(Choice acquired from Minnesota with Ron Meighan and Anders Hakansson)		
2/22	Todd Charlesworth	D	Oshawa

3/43	Traded to Montreal for Gilles Lupien		
3/58	Mike Rowe	D	Toronto
	(Choice acquired from Montreal for Gilles Lupien)		
4/64	Frank Pietrangelo	G	U. of Minnesota
5/83	Traded to Toronto for Greg Hotham		
6/104	Pat Emond	C	Hull
7/127	Paul Ames	D	Billerica HS (MA)
8/143	Traded to Hartford with Russ Anderson for Rick MacLeish		
9/169	Marty Ketola	RW	Cloquet HS (MN)
10/190	Alec Haidy	RW	Sault Ste. Marie
11/211	Garth Hildebrand	LW	Calgary
12/232	Dave Goertz	D	Regina

1984

1/1	Mario Lemieux	C	Laval
1/9	Doug Bodger	D	Kamloops
	(Choice acquired with Moe Mantha from Winnipeg for Randy Carlyle)		
1/16	Roger Belanger	RW	Kingston
	(Choice acquired with Andy Brickley, Mark Taylor, Ron Flockhart and a 1984 third-round choice from Philadelphia for Rich Sutter, 1984 second-round choice and 1984 third-round choice)		
2/22	Traded with Rich Sutter and a 1984 third-round choice for Andy Brickley, Mark Taylor, Ron Flockhart and a 1984 first-round pick		
3/43	Traded with Rich Sutter and a 1984 second-round choice for Andy Brickley, Mark Taylor, Ron Flockhart and a 1984 first-round pick		
3/58	Traded to Vancouver for Keith McCarthy		
4/64	Mark Teevens	RW	Peterborough
5/85	Arto Javanainen	RW	Finland Nat.
6/106	Traded to Edmonton with Kevin McClelland for Tom Roulston		
7/127	Tom Ryan	D	N. Newton HS (MA)
8/148	Traded to St. Louis for Gary Edwards		
9/169	John Del Col	LW	Toronto
10/189	Steve Hurt	RW	Hill-Murray HS (MN)
11/210	Jim Steen	C	Moorhead HS (MN)
12/250	Mark Ziliotto	LW	Streetsville Jr. B

1985

1/2	Craig Simpson	C	Michigan St.
2/23	Lee Giffin	RW	Oshawa
3/44	Traded to Montreal for Denis Herron		
3/58	Bruce Racine	G	Northeastern
	(Choice acquired from Hartford for Greg Malone)		
4/65	Traded to Boston for Randy Hillier		
5/86	Steve Gotaas	C	Prince Albert
6/107	Kevin Clemens	LW	Regina
6/114	Stu Marston	D	Longueuil
	(Choice acquired from Los Angeles for Marc Chorney)		
7/128	Steve Titus	G	Cornwall

8/149	Paul Stanton	D	Catholic Mem. HS (MA)
9/170	Jim Paek	D	Oshawa
10/191	Steve Shaunessy	D	Reading HS (MA)
11/212	Doug Greschuck	D	St. Albert
12/233	Greg Choules	LW	Chicoutimi

1986

1/4	Zarley Zalapski	D	Canadian Nat.
2/25	Dave Capuano	C	Mount St. Charles
3/46	Brad Aitken	LW	Sault Ste. Marie
4/67	Rob Brown	C	Kamloops
5/88	Sandy Smith	C	Brainerd HS (MN)
6/109	Jeff Daniels	LW	Oshawa
7/130	Doug Hobson	D	Prince Albert
8/151	Steve Rohlik	LW	Hill-Murray HS (MN)
9/172	Dave McLlwain	C	North Bay
10/193	Kelly Cain	C	London
11/214	Stan Drulia	RW	Belleville
12/235	Rob Wilson	D	Sudbury

1987

1/5	Chris Joseph	D	Seattle
2/26	Rick Tabaracci	G	Cornwall
3/47	Jamie Leach	RW	Hamilton
4/68	Risto Kurkinen	LW	JyP HT
5/89	Jeff Waver	D	Hamilton
6/110	Shawn McEachern	C	Matignon HS (MA)
7/131	Jim Bodden	C	Chatham Jr. B
8/152	Jiri Kucera	RW	Jihlava
9/173	Jack MacDougall	RW	New Prep (MA)
10/194	Daryn McBride	C	U of Denver
11/215	Mark Carlson	LW	Philadelphia Jrs.
12/236	Ake Lilljebjorn	G	Brynas

1988

1/4	Darrin Shannon	LW	Windsor
2/25	Mark Major	LW	North Bay
3/46	Traded to Montreal for Perry Ganchar		
3/62	Daniel Gauthier	LW	Victoriaville
	(Choice acquired from Montreal with Perry Ganchar and a 1988 third-round draft choice)		
4/67	Mark Recchi	RW	Kamloops
5/88	Greg Andrusak	D	Minnesota-Duluth
6/109	Traded to Los Angeles with Chris Kontos for Bryan Erickson		
7/130	Troy Mick	LW	Portland
8/151	Jeff Blaeser	LW	St. John's Prep (MA)
9/172	Rob Gaudreau	RW	Bishop Hendricken HS (RI)
10/193	Don Pancoe	D	Hamilton
11/214	Cory Laylin	LW	St. Cloud Appollo
12/235	Darren Stolk	D	Lethbridge

1989

1/16	Jamie Heward	D	Regina
2/37	Paul Laus	D	Niagara Falls
3/58	John Brill	RW	Grand Rapids
4/79	Todd Nelson	D	Prince Albert
5/100	Tom Nevers	C	Edina HS (MN)
6/121	Mike Markovich	D	U of Denver
6/126	Mike Needham	RW	Kamloops
	(Choice acquired from Calgary for Steve Guenette)		
7/142	Pat Schafhauser	D	Hill-Murray HS (MN)
8/163	Dave Shute	C	Victoria
9/184	Andrew Wolf	D	Victoria
10/205	Greg Hagen	RW	Hill-Murray HS (MN)
11/235	Scott Farrell	D	Spokane
12/247	Jason Smart	C	Saskatoon

1990

1/5	Jaromir Jagr	RW	Kladno
2/26	Traded to Calgary for Joe Mullen		
3/47	Traded to Philadelphia for Wendell Young and 1990 seventh-round choice		
3/61	Joe Dziedzic	LW	Edison HS (MN)
	(Choice acquired from Buffalo in Tom Barrasso trade)		
4/68	Chris Tamer	D	U. of Michigan
5/89	Brian Farrell	C	Avon Old Farms (CT)
6/107	Ian Moran	D	Belmont Hill (MA)
	(Choice acquired from Vancouver in Rod Buskas trade)		
6/110	Denis Casey	G	Colorado Col.
7/130	Mika Valila	C	Tappara
	(Choice acquired from Philadelphia in Wendell Young trade)		
7/131	Ken Plaquin	D	Michigan Tech
7/145	Pat Neaton	D	U. of Michigan
	(Choice acquired from Buffalo in Wayne Van Dorp trade)		
8/152	Petteri Koskimaki	C	Boston Univ.
9/173	Ladislav Karabin	LW	Bratislava
10/194	Timothy Fingerhut	LW	Canterbury Prep (CT)
11/215	Michael Thompson	RW	Michigan St.
12/236	Brian Bruininks	D	Colorado Col.

1991

1/16	Markus Naslund	LW	MoDo
2/38	Rusty Fitzgerald	C	Duluth-East HS (MN)
3/60	Shane Peacock	D	Lethbridge
4/82	Joe Tamminen	C	Virginia HS (MN)
5/104	Robert Melanson	D	Hull
6/126	Brian Clifford	C	Nichols Acad. HS (NY)
7/148	Ed Patterson	RW	Kamloops
8/170	Peter McLaughlin	LW	Belmont Hill Prep HS (MA)
9/192	Jeff Lembke	G	Omaha

10/214	Chris Tok	D	Greenway HS (MN)
11/236	Paul Dyck	D	Moose Jaw
12/258	Pasi Huura	D	Ilves

1992

1/19	Martin Straka	C	Skoda Plzen
2/43	Marc Hussey	D	Moose Jaw
3/67	Travis Thiessen	D	Moose Jaw
4/91	Todd Klassen	D	Tri-Cities
5/115	Philippe DeRouville	G	College Francais
6/139	Artem Kopot	D	Traktor Chelyabinsk
7/163	Jan Alinc	C	Litvinov
8/187	Fran Bussey	C	Duluth-East HS (MN)
9/211	Brian Bonin	C	White Bear Lake
10/235	Brian Callahan	LW	Belmont Hill HS (MA)
11/259	Traded to St. Louis for Gordie Roberts		

1993

1/26	Stefan Bergkvist	D	Leksands
2/52	Domenic Pittis	C	Lethbridge
3/62	Dave Roche	LW	Peterborough (Choice acquired in Mark Recchi trade)
3/78	Traded to Tampa Bay for Peter Taglianetti		
4/104	Jonas Junkka	D	Kiruna
5/130	Chris Kelleher	D	St. Sebastian's HS (MA)
6/156	Patrick Lalime	G	Shawinigan
7/182	Sean Selmser	LW	Red Deer
8/208	Larry McMorrان	C	Seattle
9/234	Tim Harberts	C	Wayzata HS (MN)
10/260	Leonid Toropchenko	C	Springfield
11/286	Hans Jonsson	D	MoDo

1994

1/24	Chris Wells	C	Seattle
2/50	Richard Park	C	Belleville
3/57	Sven Butenschon	D	Brandon (Acquired from Hartford with seventh-round pick for Frank Pietrangelo)
3/73	Greg Crozier	LW	Lawrence Acad. HS (MA) (Acquired from Boston for Paul Stanton)
3/76	Alexei Krivchenkov	D	CSKA Moscow
4/102	Thomas O'Connor	D	Springfield
5/128	Clint Johnson	LW	Duluth-East HS (MN)
6/154	Valentin Morozov	C	CSKA Moscow
7/161	Serge Aubin	C	Granby (Acquired from Hartford with third-round pick for Frank Pietrangelo)
7/180	Drew Palmer	D	Seattle
8/206	Boris Zelenko	LW	CSKA
9/232	Jason Godbout	D	Hill-Murray HS (MN)
10/258	Mikhail Kazakevich	C	Yaraslav

11/284	Brian Leitza	G	Sioux City
--------	--------------	---	------------

1995

1/24	Aleksey Morozov	RW	Krylja Sovetov
2/50	Traded to Los Angeles with Rick Tocchet for Luc Robitaille		
3/76	Jean-Sebastien Aubin	G	Sherbrooke
4/102	Oleg Belov	C	CSKA
5/128	Jan Hrdina	C	Seattle
6/154	Alexei Kolkunov	C	Krylja Sovetov
7/180	Derrick Pyke	RW	Halifax
8/206	Sergei Voronov	D	Dynamo Moscow
9/232	Frank Ivankovic	G	Oshawa

1996

1/23	Craig Hillier	G	Ottawa 67s
2/28	Pavel Skrbek	D	Kladno (Acquired from New Jersey for 41st and 49th picks)
2/41	Traded to New Jersey for 28th pick		
2/49	Traded to New Jersey for 28th pick		
3/72	Boyd Kane	LW	Regina (Acquired from Boston with Glen Murray and Shawn McEachern for Bryan Smolinski and Kevin Stevens)
3/77	Boris Protsenko	RW	Calgary
4/105	Michal Rozsival	D	Jihlava
5/132	Traded to San Jose for Kevin Miller		
6/150	Peter Bergman	C	Kamloops
6/159	Traded to St. Louis for J.J. Daigneault		
7/170	Traded to Edmonton for Tyler Wright		
7/186	Eric Meloche	RW	Cornwall
8/212	Traded to Ottawa for Dave McLlwin		
9/238	Timo Seikkula	C	Junkkarit

1997

1/17	Robert Dome	RW	Las Vegas (IHL)
2/44	Brian Gaffaney	C	North Iowa
3/71	Josef Melichar	D	Budejovice
4/97	Alexandre Mathieu	C	Halifax
5/124	Harlan Pratt	D	Prince Albert
6/152	Petr Havelka	LW	Sparta Praha
7/179	Mark Moore	D	Harvard
8/208	Andrew Ference	D	Portland
9/234	Eric Lind	D	Avon Old Farms HS (CT)

1998

1/23	Milan Kraft	C	Plzen
2/54	Alexander Zevakhin	LW	CSKA
3/80	David Cameron	C	Prince Albert (Choice acquired from Colorado for Francois Leroux)
4/110	Scott Myers	G	Prince George
5/134	Rob Scuderi	D	Boston College (Choice acquired from Buffalo for Jason Woolley)

5/140	Traded to Vancouver for Josef Beranek		
6/169	Jan Fadrny	C	Slavia Jr.
7/196	Joel Scherban	C	London
8/224	Mika Lehto	G	Assat Jr.
9/244	Toby Petersen	C	Colorado Col.
9/254	Matt Hussey	C	Avon Old Farms HS (CT)

1999

1/18	Konstantin Koltsov	RW	Cherepovets
2/51	Matt Murley	LW	RPI
2/57	Jeremy Van Hoof	D	Ottawa
	(Compensatory pick from Carolina for Ron Francis signing)		
3/86	Sebastien Caron	G	Rimouski
4/115	Ryan Malone	LW	Omaha
5/144	Tomas Skvaridlo	C	Zvolen Jr.
5/157	Vladimir Malenkykh	D	Tolyatti
	(Compensatory pick from Anaheim for Fredrik Olausson signing)		
6/176	Doug Meyer	LW	U. of Minnesota
7/204	Tom Kostopoulos	RW	London
8/233	Darcy Robinson	D	Saskatoon
9/261	Andrew McPherson	LW	RPI

2000

1/18	Brooks Orpik	D	Boston College
2/52	Shane Endicott	C	Seattle
3/84	Peter Hamerlik	G	Skalica
4/114	Traded to Montreal for a 2000 fourth- and fifth-round choices		
4/124	Michel Ouellet	RW	Rimouski
	(Choice acquired from Montreal with fifth-round pick for fourth-round pick)		
5/146	David Koci	D	Sparta Praha Jr
	(Choice acquired from Montreal with fourth-round pick for fourth-round pick)		
5/153	Traded to Anaheim for Dan Trebil		
6/185	Patrick Foley	LW	New Hampshire
7/216	Jim Abbott	LW	New Hampshire
8/248	Steve Crampton	RW	Moose Jaw
9/273	Roman Simicek	C	HPK Finland
	(Choice acquired from Anaheim for Kip Miller)		
9/280	Nick Boucher	G	Dartmouth

2001

1/21	Colby Armstrong	RW	Red Deer
2/54	Noah Welch	D	St. Sebastian's HS (MA)
3/86	Drew Fata	D	St. Michael's
3/96	Alexandre Rouleau	D	Val d'Or
4/120	Tomas Surovy	LW	Poprad
4/131	Ben Eaves	C	Boston College
5/156	Andy Schneider	D	Lincoln

6/187	Traded to Columbus for Frantisek Kucera		
7/217	Tomas Duba	G	Sparta Praha Jr
8/250	Brandon Crawford-West	G	Texas (NAHL)
9/280	Traded to NY Islanders for Dan Trebil		

2002

1/5	Ryan Whitney	D	Boston U.
2/35	Ondrej Nemec	D	Vsetin
3/69	Erik Christensen	C	Kamloops
4/101	Daniel Fernholm	D	Djurgarden
5/136	Andrew Sertich	LW	Greenway HS (MN)
	(Compensatory pick from NY Islanders for Garth Snow signing)		
5/137	Cam Paddock	C	Kelowna
6/171	Robert Goepfert	G	Cedar Rapids
7/202	Patrik Bartschi	C	Kloten
8/234	Maxime Talbot	C	Hull
8/239	Ryan Lannon	D	Harvard
	(Compensatory pick from St. Louis for Marc Bergevin signing)		
9/265	Dwight Labrosse	G	Guelph

2003

1/1	Marc-Andre Fleury	G	Cape Breton
	(Choice acquired from Florida with 2003 third-round choice for 2001 first-round choice, 2003 second-round compensatory choice and Mikael Samuelsson)		
1/3	Traded to Florida		
2/32	Ryan Stone	C	Brandon
2/55	Traded to Florida		
3/70	Jonathan Filewich	RW	Prince George
3/73	Daniel Carcillo	LW	Sarnia
	(Choice acquired from Florida)		
4/103	Traded to Columbus for Jamie Pushor		
4/121	Paul Bissonnette	D	Saginaw
	(Choice acquired from Boston for Ian Moran)		
5/139	Traded to San Jose for Shawn Heins		
5/161	Evgeni Isakov	LW	Cherepovets
	(Choice acquired from NY Islanders for Randy Robitaille)		
6/169	Lukas Bolf	D	Sparta Praha Jr
7/199	Andy Chiodo	G	St. Michael's
7/229	Stephen Dixon	C	Cape Breton
	(Choice acquired from New Jersey for Stephane Richer)		
8/232	Joe Jensen	C	St. Cloud St.
9/263	Matt Moulson	LW	Cornell

2004

1/2	Evgeni Malkin	C	Magnitogorsk
2/31	Johannes Salomonsson	LW	Djurgarden
2/61	Alex Goligoski	D	Grand Rapids HS (MN)
	(Choice acquired from Vancouver for Johan Hedberg)		

3/67	Nick Johnson	RW	St. Albert
3/85	Brian Gifford	C	Moorhead
	(Choice acquired from Calgary for Andrew Ference)		
4/99	Tyler Kennedy	C	Sault Ste. Marie
5/130	Michal Sersen	D	Rimouski
6/164	Moises Gutierrez	RW	Kamloops
7/194	Chris Peluso	D	Brainerd HS (MN)
7/222	Jordan Morrison	C	Peterborough
	(Choice acquired from Vancouver for Marc Bergevin)		
8/228	David Brown	G	Notre Dame
9/259	Brian Ihnacak	C	Brown U.

2005

1/1	Sidney Crosby	C	Rimouski
2/61	Michael Gergen	LW	Shattuck-St. Mary's HS (MN)
3/62	Kris Letang	D	Val d'Or
4/125	Tommi Leinonen	D	Karpat Jr.
5/126	Tim Crowder	RW	South Surrey
6/194	Jean-Philippe Paquet	D	Shawinigan
7/195	Joe Vitale	C	Sioux Falls

2006

1/2	Jordan Staal	C	Peterborough
2/32	Carl Sneepe	D	Lincoln
3/65	Brian Strait	D	US NTDP U-18
4/95	Traded to Chicago for Jocelyn Thibault		
5/125	Chad Johnson	G	Alaska-Fairbanks
6/155	Traded to Florida for Eric Cairns		
7/185	Timo Seppanen	D	IFK Jr.

2007

1/20	Angelo Esposito	C	Quebec
2/51	Keven Veilleux	C	Victoriaville
3/78	Robert Bortuzzo	D	Kitchener
3/80	Casey Pierro-Zabotel	C	Merritt
4/111	Luca Caputi	LW	Mississauga
4/118	Alex Grant	D	Saint John
5/141	Jake Muzzin	D	Sault Ste. Marie
6/171	Dustin Jeffrey	C	Sault Ste. Marie

2008

1/29	Traded to Atlanta for Pascal Dupuis and Marian Hossa		
2/60	Traded to Toronto for Hal Gill		
3/90	Traded to Phoenix for Georges Laraque		
4/120	Nathan Moon	C	Kingston
5/150	Alexander Pechurskiy	G	Magnitogorsk 2
6/180	Patrick Killeen	G	Brampton
7/210	Nicholas D'Agostino	D	St. Michael's

2009

1/30	Simon Despres	D	Saint John
------	----------------------	----------	-------------------

2/61	Philip Samuelsson	D	Chicago
3/63	Ben Hanowski	RW	Little Falls HS (MN)
	(Choice acquired from Tampa Bay for Ryan Malone and Gary Roberts)		
3/91	Traded to NY Islanders for Bill Guerin		
4/121	Nick Petersen	RW	Shawinigan
5/123	Alex Velischek	D	Delbarton HS (NJ)
	(Choice acquired from NY Rangers for Chad Johnson)		
5/151	Andy Bathgate	C	Belleville
6/181	Viktor Ekblom	D	Oskarshamn
7/211	Traded to Montreal for 2010 sixth-round pick		

2010

1/20	Beau Bennett	RW	Penticton
2/50	Traded to Florida for Jordan Leopold		
3/80	Bryan Rust	RW	US NTDP U-18
4/110	Tom Kuhnhackl	RW	Landshut
5/140	Kenneth Agostino	LW	Delbarton HS (NJ)
6/152	Joe Rogalski	D	Sarnia
	(Choice acquired from Toronto for Chris Peluso)		
6/170	Reid McNeill	D	London
6/177	Traded to Anaheim for Mattias Modig. Pick acquired from Montreal for Pittsburgh's 2009 seventh-round pick.		
7/20	Traded to San Jose for 2011 seventh-round pick		

2011

1/23	Joseph Morrow	D	Portland
2/54	Scott Harrington	D	London
3/84	Traded to Philadelphia for the rights to Dan Hamhuis		
4/114	Traded to Edmonton with Dany Sabourin and Ryan Stone for Mathieu Garon		
5/144	Dominik Uher	RW	Spokane
6/174	Josh Archibald	C	Brainerd HS (MN)
7/204	Traded to Ottawa for Alex Kovalev		
7/209	Scott Wilson	LW	Georgetown
	(Choice acquired from San Jose for 2010 seventh-round pick)		

2012

1/8	Derrick Pouliot	D	Portland
	(Choice acquired from Carolina with Brandon Sutter and Brian Dumoulin for Jordan Staal)		
1/22	Olli Maatta	D	London
2/52	Teddy Blueger	C	Shattuck-St. Mary's HS (MN)
3/81	Oskar Sundqvist	C	Skelleftea Jr.
	(Choice acquired from Phoenix with Harrison Ruopp and Marc Cheverie for Zbynek Michalek)		
3/83	Matthew Murray	G	Sault Ste. Marie
4/92	Matia Marcantuoni	C/RW	Kitchener
	(Choice acquired from Columbus for Mark Letestu)		
4/113	Sean Maguire	G	Powell River
5/143	Clark Seymour	D	Peterborough
6/173	Anton Zlobin	RW	Shawinigan
7/203	Traded to Washington for Tomas Vokoun		

2013

1/28	Traded to Calgary with Kenny Agostino and Ben Hanowski for Jarome Iginla		
2/44	Tristan Jarry	G	Edmonton
	(Choice acquired from Columbus for 50th and 89th picks)		
2/50	Traded to Columbus for 44th pick. Pick acquired from San Jose for the rights to Tyler Kennedy		
2/58	Traded to San Jose with a 2014 second-round pick for Douglas Murray		
3/77	Jake Guentzel	C	Sioux City
	(Choice acquired from Dallas with Brenden Morrow for Joe Morrow and 149th pick)		
4/119	Ryan Segalla	D	Salisbury Prep HS (CT)
5/149	Traded to Dallas with Joe Morrow for Brenden Morrow and 77th pick		
6/164	Dane Birks	D	Merritt
	(Choice acquired from Winnipeg for Eric Tangradi)		
6/179	Blaine Byron	C	Smiths Falls
7/209	Troy Josephs	LW	St. Michael's

CIVIC/MELLON ARENA RECORDS

TEAM RECORDS

MOST GOALS IN ONE GAME

Pittsburgh	12	Dec. 26, 1991 - in a 12-1 win vs. Toronto March 15, 1975 - in a 12-1 win vs. Washington
Opponent	11	Nov. 25, 1992 - by NY Rangers in an 11-3 win at Pittsburgh

MOST SHOTS IN GAME

Pittsburgh	65	March 15, 1975 - in a 12-1 win vs. Washington
Opponent	55	October 23, 1976 - by Montreal in a 9-1 win at Pittsburgh

MOST PENALTY MINUTES IN A GAME

Pittsburgh	144	January 19, 1980 - in a 5-2 loss vs. Edmonton
Opponent	123	January 19, 1980 - by Edmonton in a 5-2 win at Pittsburgh

MOST GOALS IN A PERIOD

Pittsburgh	8	Dec. 17, 1991 - in a 10-2 win vs. San Jose (2nd period)
Opponent	6	Six times - last time - Nov. 25, 1992 by NY Rangers in an 11-3 win at Pittsburgh (3rd Period)

INDIVIDUAL RECORDS

MOST GOALS IN A GAME

Pittsburgh	5	Mario Lemieux, March 26, 1996 in an 8-4 win vs. St. Louis Mario Lemieux, Dec. 31, 1988 in an 8-6 win vs. New Jersey
Opponent	4	John Madden (New Jersey), Oct. 28, 2000 - in a 9-0 win at Pittsburgh Randy McKay (New Jersey), Oct. 28, 2000 - in a 9-0 win at Pittsburgh Mike Ridley (Washington), Oct. 11, 1988 - in an 8-7 loss at Pittsburgh Wayne Gretzky (Edmonton), Feb. 22, 1984 - in a 9-2 win at Pittsburgh Denis Maruk (California), Nov. 18, 1975 - in a 5-3 win at Pittsburgh

MOST ASSISTS IN A GAME

Pittsburgh	6	Mario Lemieux, Nov. 1, 1995 - in a 10-0 win vs. Tampa Bay Mario Lemieux, Oct. 15, 1988 - in a 9-2 win vs. St. Louis Greg Malone, Nov. 28, 1979 - in a 7-2 win vs. Quebec Ron Stackhouse, March 8, 1975 - in an 8-2 win vs. Philadelphia
Opponent	6	Patrik Sundstrom (Vancouver), Feb. 29, 1984 - in a 9-5 win at Pittsburgh

MOST POINTS IN A GAME

Pittsburgh	8	Mario Lemieux, Dec. 31, 1988 - in an 8-6 win vs. New Jersey Mario Lemieux, Oct. 15, 1988 - in a 9-2 win vs. St. Louis
Opponent	7	Patrik Sundstrom, (Vancouver), Feb. 29, 1984 - in a 9-5 win at Pittsburgh

MOST PENALTY MINUTES IN A GAME

Pittsburgh	51	Russ Anderson, Jan. 19, 1980 - in a 5-2 loss vs. Edmonton
Opponent	34	Dave Lumley (Edmonton), Jan. 19, 1980 - in a 5-2 win at Pittsburgh

MOST SAVES IN A GAME

Pittsburgh	51	Tom Barrasso, Jan. 31, 1998 - in a 4-2 win vs. Detroit
Opponent	53	Wayne Thomas, (Montreal), March 10, 1974 - in a 5-4 win at Pittsburgh

HISTORIC DATES

- June 5, 1967** – Pittsburgh Penguins franchise joins the National Hockey League.
- October 11, 1967** – Penguins' first NHL game is played at the Civic Arena vs. Montreal. Penguins lose to Montreal, 2-1, with 9,307 fans on hand. Andy Bathgate scores the Penguins' first goal.
- October 13, 1967** – Penguins record first victory as they defeat St. Louis, 3-1, on the road.
- February 3, 1968** – Penguins' first sellout at Civic Arena vs. Toronto (12,563).
- April 1, 1970** – Penguins defeat Philadelphia, 4-1, to clinch second place in the Western Division, putting them in the playoffs for the first time.
- April 8, 1970** – Penguins defeat Oakland, 2-1, in club's first playoff game.
- April 13, 1971** – Michel Briere dies from injuries suffered in an auto accident on May 15, 1970.
- January 30, 1973** – Greg Polis wins MVP honors at NHL All-Star Game in New York after scoring two goals.
- January 22, 1975** – Syl Apps named MVP in the NHL All-Star Game in Montreal after scoring two goals.
- February 22, 1975** – Penguins defeat St. Louis, 3-2, to establish a 20-game home unbeaten streak, which is still a club record.
- June 13, 1975** – Pittsburgh Penguins declare bankruptcy.
- July 11, 1975** – Albert Savill, Otto Frenzel and Wren Blair buy Penguins.
- March 24, 1976** – Jean Pronovost becomes the first Penguin to score 50 goals in a season and Pierre Larouche becomes first Penguin to record 100 points in one season vs. Boston.
- December 3, 1976** – Aldege "Baz" Bastien named club's general manager.
- April 5, 1978** – Edward J. DeBartolo takes control of the club, having purchased one-third of the franchise the year before.
- January 3, 1980** – Penguins defeat New York Islanders, 4-3, to gain first place in the Norris Division for the first time in club history.
- January 30, 1980** – Black and gold uniform worn for the first time vs. St. Louis.
- December 13, 1980** – Paul Gardner becomes first Penguins player to score four goals in one game in a 6-5 loss to Philadelphia.
- June 4, 1981** – Randy Carlyle wins the Norris Trophy as the league's best defenseman and Rick Kehoe wins the Lady Byng Trophy as the player who combines sportsmanship with a high standard of play.
- February 21, 1982** – Penguins defeat the New York Islanders, 4-3, to break their then NHL-record 15-game winning streak.
- March 15, 1983** – General manager Baz Bastien dies as a result of an auto accident.
- May 27, 1983** – Ed Johnston is promoted to general manager.
- June 9, 1984** – Penguins draft Mario Lemieux, Doug Bodger and Roger Belanger in the first round of the NHL Draft, marking the first time in club history that Pittsburgh selected more than one player in the first round.
- June 19, 1984** – Mario Lemieux signs a contract with the Penguins.
- October 11, 1984** – Mario Lemieux scores a goal on the first shot of his first shift in his first NHL game against Boston's Pete Peeters.
- April 7, 1985** – Mario Lemieux scores his 100th point to become the third rookie in NHL history to score 100 or more points in a season.
- June 12, 1985** – Mario Lemieux wins the Calder Memorial Trophy as the NHL's top rookie.
- May 26, 1986** – Mario Lemieux wins the Lester B. Pearson Award presented by the Players' Association to the Most Outstanding Player in the NHL.
- December 4, 1987** – Mario Lemieux named Penguins captain.
- June 8, 1988** – Mario Lemieux wins the Art Ross Trophy as the NHL's leading scorer and Hart Memorial Trophy as the league's MVP, becoming the first Penguin to win either award.
- December 31, 1988** – Mario Lemieux becomes the first player in NHL history to score five goals five different ways in one game: at even strength, on the power play, shorthanded, on a penalty shot and into an empty net.
- April 25, 1989** – Mario Lemieux ties two NHL playoff records with five goals and eight points in one playoff game vs. Philadelphia in the Penguins' 10-7 win.
- June 7, 1989** – Mario Lemieux wins his second consecutive Art Ross Trophy as the league's top scorer with a franchise-record 199 points.

- December 5, 1989** – Craig Patrick is named general manager/head coach.
- January 21, 1990** – Pittsburgh's Civic Arena plays host to the NHL All-Star Game for the first time and Penguins center Mario Lemieux wins the MVP award. Lemieux scores four goals on his way to his third All-Star MVP award.
- February 14, 1990** – Mario Lemieux's 46-game point scoring streak is halted at the New York Rangers as he leaves the game midway in the second period with a back injury. Lemieux would miss the next 21 games before returning for the final game of the year.
- June 12, 1990** – Bob Johnson is hired as the head coach and Scotty Bowman is named director of development and recruitment.
- December 22, 1990** – Paul Coffey records his 1,000th career NHL point at New York against the Islanders.
- March 4, 1991** – Penguins acquire Ron Francis, Ulf Samuelsson and Grant Jennings from Hartford for John Cullen, Zarley Zalapski and Jeff Parker.
- March 26, 1991** – Penguins win their first division title, capturing the Patrick Division crown with a 7-4 win at Detroit.
- April 25, 1991** – With a 4-1 win vs. Washington, the Penguins win their first Patrick Division playoff championship.
- May 11, 1991** – The Penguins earn the right to play for their first Stanley Cup championship, beating the Boston Bruins to capture their first Wales Conference championship.
- May 25, 1991** – With an 8-0 victory over the Minnesota North Stars, the Penguins become Stanley Cup champions for the first time in their 24-year history.
- June 24, 1991** – The Penguins visit the White House and meet President George H.W. Bush.
- August 29, 1991** – Penguins head coach Bob Johnson is diagnosed with brain tumors, and has emergency surgery that night.
- October 1, 1991** – Scotty Bowman is named interim head coach.
- October 17, 1991** – In a game against the New York Islanders, Paul Coffey records his 1,053rd career point to become the NHL's all-time leading scorer among defensemen, passing Denis Potvin.
- October 19, 1991** – Stanley Cup championship banners are raised to the Civic Arena roof in a pregame ceremony.
- November 26, 1991** – Bob Johnson passes away at his home in Colorado Springs, CO at the age of 60.
- January 18, 1992** – Pittsburgh has a record five players in the NHL All-Star Game at Philadelphia. Mario Lemieux, Kevin Stevens, Jaromir Jagr and Paul Coffey are named to the starting Wales Conference lineup while Bryan Trottier is added to the team in the veterans category.
- March 24, 1992** – Mario Lemieux records his 1,000th career NHL point at Detroit in only his 513th career game, becoming the second-fastest player to record 1,000 points in NHL history.
- May 23, 1992** – Penguins defeat the Boston Bruins in four games to win the Wales Conference championship for the second consecutive season.
- June 1, 1992** – Penguins defeat the Chicago Blackhawks in four games to win back-to-back Stanley Cup championships.
- June 12, 1992** – Penguins unveil new team logo at a press conference.
- January 12, 1993** – The Penguins announce that Mario Lemieux has been diagnosed with Hodgkin's disease.
- March 2, 1993** – Mario Lemieux returns to the Penguins' lineup in Philadelphia after missing the previous 23 games.
- April 3, 1993** – Penguins win their first Presidents' Trophy as the NHL's best team with a 5-3 win at Quebec.
- April 9, 1993** – Penguins set an NHL record for the longest winning streak in league history, with their 16th consecutive win, a 10-4 victory at the New York Rangers. The Penguins extend the record to 17 games with a 4-2 win vs. the Rangers on April 10.
- October 28, 1993** – Ron Francis records his 1,000th career NHL point against Quebec.
- August 29, 1994** – Mario Lemieux announces that he will take a one-year medical leave of absence.
- February 7, 1995** – Joe Mullen records his 1,000th career point against the Florida Panthers to become the first American-born player to record 1,000 or more points.
- February 16, 1995** – The Penguins defeat the Hartford Whalers, 5-2, to extend their club record start of the season unbeaten streak to 13 games (12-0-1).
- May 3, 1995** – Jaromir Jagr records one assist against Florida to win the NHL scoring title with a league-best 70 points (32G-38A).
- May 20, 1995** – ICEOPLEX at Southpointe opens to the public.
- October 26, 1995** – Mario Lemieux scores his 500th career goal at the New York Islanders at 17:12 of the third period against Tommy Soderstrom.
- January 15, 1997** – Patrick Lalime sets the NHL record for best start by a rookie goaltender from the beginning of his career with a 3-0 win at Hartford. The win boosted his record to 13-0-2.

- January 21, 1997** – Patrick Lalime sets the Penguins record for longest unbeaten streak with a 4-2 win vs. Calgary, running his record to 14-0-2.
- January 26, 1997** – Mario Lemieux scores four goals in one period at Montreal, becoming the 11th player to accomplish the feat.
- February 4, 1997** – Mario Lemieux scores his 600th goal vs. the Vancouver Canucks, becoming just the seventh player to reach the mark.
- March 14, 1997** – Joe Mullen scores his 500th career goal in a game against Colorado, becoming the first U.S.-born player to score 500.
- March 29, 1997** – Ron Francis scores his 400th career goal vs. the Los Angeles Kings, making the Penguins the first team to have players record their 400th, 500th and 600th goals in the same season.
- April 26, 1997** – Mario Lemieux plays his last game, a 6-3 playoff loss in Philadelphia, before entering his first retirement.
- May 13, 1997** – In a formal ceremony, Mayor Tom Murphy renames Auditorium Place, the street encircling the Civic Arena, Mario Lemieux Place. The Civic Arena's address becomes 66 Mario Lemieux Place.
- October 19, 1997** – Tom Barrasso records his 300th career win in a 4-1 win at Florida, becoming the first American-born goaltender to record 300 wins.
- November 17, 1997** – The Hockey Hall of Fame waives its usual three-year waiting period and inducts Mario Lemieux into the hallowed halls.
- November 19, 1997** – Mario Lemieux's No. 66 is retired and raised to the Civic Arena rafters in a pregame ceremony before a standing-room-only crowd of 17,145.
- March 21, 1998** – Ron Francis becomes the seventh player to record his 1,000th career assist, and the Penguins become the 10th NHL team to reach the 1,000-win plateau with a 4-3 win over the Philadelphia Flyers.
- October 13, 1998** – The Penguins file for Chapter 11 bankruptcy protection.
- June 24, 1999** – Mario Lemieux's group is confirmed as the new ownership of the Penguins.
- June 24, 1999** – Jaromir Jagr becomes the second Penguins player to capture the Hart Trophy as the National Hockey League's most valuable player. He also becomes the second to win the Lester B. Pearson Award.
- May 4, 2000** – The Penguins and Flyers play the third-longest game in NHL history, a five-overtime, 152:01 marathon which the Flyers win, 2-1. Penguins goaltender Ron Tugnutt makes 70 saves in the game.
- September 16-23, 2000** – The Penguins open their second week of training camp with an exhibition game in Wilkes-Barre/Scranton, and spend the next week at the home of their AHL affiliate.
- October 7, 2000** – The Penguins face off against the Nashville Predators just outside of Tokyo, Japan to open up their 2000-01 regular season. Nashville comes away with a 3-1 victory.
- November 11, 2000** – USA Hockey announces that Penguins general manager Craig Patrick will take on the same capacity for the 2002 U.S. Olympic team, and former Penguins head coach and scout Herb Brooks will coach the team.
- November 13, 2000** – Joe Mullen is inducted into the Hockey Hall of Fame in Toronto.
- December 8, 2000** – The Penguins announce that Mario Lemieux will attempt to make a comeback after three-and-a-half years of retirement.
- December 12, 2000** – Lemieux makes the announcement official at a press conference, saying he is coming back to the league so that his young son Austin can watch him play.
- December 19, 2000** – More than 500 people cram the bleachers to watch Lemieux in his first practice with the team.
- December 27, 2000** – Lemieux returns to the Penguins active roster in a game against the Toronto Maple Leafs at home, and puts three points (1G-2A) on the scoresheet. Pittsburgh wins the historic contest, 5-0.
- December 30, 2000** – Lemieux notches four points (1G-3A) in a 5-3 win over the Ottawa Senators, giving him 1,500 points for his career. Jagr hits the 1,000 point mark in the same game.
- Mar. 31, 2001** – The Penguins clinch their team record 11th straight postseason appearance with a 5-3 win over the St. Louis Blues.
- May 10, 2001** – Darius Kasparaitis – who had one goal in 55 previous playoff games – beats Dominik Hasek in overtime to give the Penguins a 3-2 win. The victory secures a spot in the Eastern Conference Finals against the New Jersey Devils, the Penguins' fourth trip to a conference finals.
- July 11, 2001** – The Penguins trade Jaromir Jagr and Frantisek Kucera to the Washington Capitals in exchange for Kris Beech, Michal Sivek and Ross Lupaschuk.
- Feb. 8, 2003** – Mario Lemieux records his 1,000th career assist in Boston against the Bruins.

- Oct. 29, 2003** – Mario Lemieux's assist on Dick Tarnstrom's first-period goal gives him 1,700 points for his career.
- June 10, 2004** – Paul Coffey and Larry Murphy are named to the Hockey Hall of Fame's class of 2004.
- July 22, 2005** – The Penguins win the NHL Draft Lottery, receiving the right to the first-overall pick in the 2005 Draft.
- July 30, 2005** – The Penguins select Sidney Crosby with the first-overall selection in the 2005 NHL Draft.
- October 5, 2005** – Sidney Crosby appears in his first NHL game and records an assist in a 5-1 loss at New Jersey.
- December 16, 2005** – Mario Lemieux plays his last NHL game, a 4-3 home loss to Buffalo, due to atrial fibrillation (irregular heartbeat).
- January 24, 2006** – Mario Lemieux announces his retirement as a player from the NHL.
- April 17, 2006** – Sidney Crosby becomes the youngest player in NHL history to reach 100 points with three assists in a 6-1 win over the New York Islanders.
- May 25, 2006** – Penguins hire Ray Shero as general manager.
- October 18, 2006** – Evgeni Malkin makes his NHL debut and scores a goal against New Jersey's Martin Brodeur.
- November 1, 2006** – Evgeni Malkin becomes the first player in 89 years to tally goals in each of his first six NHL games. Malkin tallies the milestone goal at 8:29 of the first period and added the game-winner at 2:45 of overtime in the Penguins' 4-3 victory at Los Angeles. Before Malkin, only three players in NHL history had scored at least one goal in each of their first six (or more) games and all did so in 1917-18, the NHL's inaugural season: Montreal's Joe Malone (14 games), Ottawa's Cy Denneny (12); and Montreal's Newsy Lalonde (8).
- December 15, 2006** – Ryan Malone scores his first career hat trick. Malone's father, Greg, had a hat trick for the Penguins in 1978-79. The Malones are the second father/son pair to record a hat trick for the same franchise in NHL history. Ken Hodge Sr. and Ken Hodge Jr. did it for the Bruins.
- January 24, 2007** – Sidney Crosby leads the fan balloting for the NHL All-Star Game with 825,783 votes. At 19 years, five months, Crosby is the youngest player voted to start the All-Star Game since fan balloting began in 1986. The youngest starter previously was the Penguins' Jaromir Jagr, elected to the Prince of Wales Conference lineup for the 1992 All-Star Game in Philadelphia (19 years, 11 months).
- February 10, 2007** – Jordan Staal becomes the youngest player (18 years, 153 days) to record a hat trick in NHL history. He breaks the record held by Jack Hamilton, who was 18 years, 185 days old when he tallied four goals for Toronto against the NY Rangers on Dec. 4, 1943.
- February 14, 2007** – Evgeni Malkin scores a goal to give him at least one point in 13-straight home games, which breaks the Penguins rookie record established by Mario Lemieux in 1984-85. Malkin had 20 points (5G-15A) in that 13-game span. Malkin extends his franchise-record home point streak to 14 games (6G-15A) with a goal against the Capitals on January 24, the longest such streak by a rookie on any team in NHL history since Teemu Selanne had a pair of 13-game home point streaks for Winnipeg in 1992-93.
- March 2, 2007** – With a first-period goal against Carolina's Cam Ward, Sidney Crosby becomes the youngest player in NHL history to reach 200 career points at 19 years, 207 days. Wayne Gretzky is the only other player in NHL history to reach 200 career points while still a teenager (19 years, 347 days).
- March 4, 2007** – The Penguins completes a season sweep of the Flyers with a 4-3 shootout victory at Mellon Arena. It gave the Penguins wins in all eight of their games with Philadelphia in 2006-07. It is the first time Pittsburgh has beaten an opponent eight times in one season. Previously, the only teams Pittsburgh had swept in a season series of six or more games were Boston (6-0-0, 1993-94), Ottawa (6-0-0, 1995-96) and Carolina (6-0-0, 1997-98).
- March 6, 2007** – Jordan Staal tallies his seventh shorthanded goal of the year to set a NHL rookie record.
- March 13, 2007** – Governor Ed Rendell, Allegheny County Chief Executive Dan Onorato and Mayor Luke Ravenstahl joins Pittsburgh Penguins co-owners Mario Lemieux and Ron Burkle in announcing a deal for a new multi-purpose arena that will keep the Penguins in Pittsburgh for at least the next 30 years.
- April 7, 2007** – Sidney Crosby records two assists to wrap up the Art Ross Trophy with 120 points in 79 games. At 19 years, eight months, Crosby becomes the youngest player in NHL history to win the Art Ross Trophy. Crosby is the youngest scoring champion in any major professional sport. He is the only teenager to win the Art Ross Trophy in league history. The next-youngest was Wayne Gretzky, who won the title at 20 years and 3 months at the conclusion of the 1980-81 season.
- May 31, 2007** – Sidney Crosby is named Penguins captain. At 19 years, nine months (297 days) he becomes the youngest team captain in NHL history (since surpassed by Gabriel Landeskog, 19 years, 286 days).
- December 20, 2007** – Mario Lemieux, a Hockey Hall of Famer, was selected to join the International Ice Hockey

Federation Hall of Fame in the player's category.

December 23, 2007 – Penguins fans establish a franchise record with the 31st-straight regular-season sellout at Mellon Arena. The Penguins previously recorded 30-straight regular-season sellouts between 1988 and 1989 – the final 28 games of the 1988-89 season and the first two of 1989-90.

January 1, 2008 – Sidney Crosby's shootout goal gives the Penguins a 2-1 win over Buffalo at the NHL Winter Classic in Orchard Park, NY at Ralph Wilson Stadium. It was the NHL's first regular-season outdoor game in the United States.

May 18, 2008 – With a 6-0 shutout, the Penguins win their first-ever playoff series against Philadelphia and advance to the Stanley Cup Final for only the third time in team history.

June 2, 2008 – In one of the most thrilling games in Penguins history, the team rallied from a 3-1 deficit to post a 4-3 win in triple overtime of Game 5 of the Stanley Cup Final. Max Talbot scored with 35 seconds left in regulation to knot the game at 3-3 and Petr Sykora scored the winner 9:57 into the third overtime. It was the fifth-longest game in Stanley Cup Final history. Marc-Andre Fleury stopped 55 of the 58 shots he faced in the contest.

June 4, 2008 – Detroit holds on for a 3-2 win over the Penguins in Game 6 of the Stanley Cup Final to capture the Stanley Cup in Pittsburgh.

October 2, 2008 – The Penguins play a preseason game in Helsinki, Finland, against Jokerit of the Finnish Elite League at Hartwall Arena. Pittsburgh won the game 4-1.

October 4, 2008 – The Penguins open the season with back-to-back games against the Ottawa Senators in Stockholm, Sweden, as part of the NHL's Bridgestone NHL Premiere. The Penguins win the first game with a 4-3 overtime victory.

October 18, 2008 – Sidney Crosby nets a milestone hat trick in Pittsburgh's 4-1 victory over the Toronto Maple Leafs. Crosby hits three career marks in the game with his 100th goal, 200th assist and 300th point. Evgeni Malkin notches his 200th career point on Crosby's 100th goal. That puck is cut in half for the two players to share.

December 15, 2008 – CONSOL Energy Inc. and the Pittsburgh Penguins announce a 21-year deal for the naming rights for the new Pittsburgh multi-purpose arena. CONSOL Energy Center becomes home to the Pittsburgh Penguins in the 2010-11 NHL season.

February 15, 2009 – Dan Bylsma is named Penguins interim head coach.

February 16, 2009 – Dan Bylsma makes his Penguins debut in a 3-2 shootout loss to the New York Islanders.

February 19, 2009 – Dan Bylsma wins his first NHL game as head coach, a 5-4 decision over Montreal.

March 8, 2009 – Pittsburgh's 4-3 shootout victory at Washington ends the best five-game road trip in club history. The Penguins were a perfect 5-0.

April 11, 2009 – Pittsburgh finishes the season with a 3-1 victory at Montreal. The Penguins went 18-3-4 for 40 points after Dan Bylsma was named interim head coach. Bylsma ties a record for the best 25-game start in NHL history for a coach hired during a season, joining Bep Guidolin (20-5-0, 40 points) with Boston in 1972-73. Bylsma's 40 points also tie him for second all-time for any coach's first 25 games, behind only Todd McLellan's 43 points (21-3-1; '08-09) in San Jose.

May 4, 2009 – Game 2 of the conference semifinals features dueling hat tricks between superstars. Both Sidney Crosby and Washington's Alex Ovechkin recorded their first career postseason hat tricks.

May 26, 2009 – The Penguins advance to their second straight Stanley Cup Final by eliminating the Hurricanes in a four-game sweep with a 4-1 Game 4 victory at Carolina.

June 12, 2009 – Max Talbot scores both Pittsburgh goals in a 2-1 Game 7 victory at Detroit to lift the Penguins to their third Stanley Cup Championship in franchise history.

June 12, 2009 – Evgeni Malkin is named the Conn Smythe winner as postseason MVP, the third-youngest recipient of the award, after posting 36 postseason points (14G-22A).

June 12, 2009 – Evgeni Malkin becomes the fifth player in NHL history since expansion to win the regular-season and postseason scoring title, and first since Mario Lemieux (1992).

June 12, 2009 – Sidney Crosby becomes the youngest captain in NHL history to lead his team to a Stanley Cup championship.

June 15, 2009 – Nearly 400,000 fans pack the streets of downtown Pittsburgh for the Penguins' Stanley Cup victory parade.

September 10, 2009 – The Penguins visit President Barack Obama at the White House.

October 2, 2009 – The Penguins raise their 2009 Stanley Cup championship banner as part of a spectacular pregame ceremony in their final home opener at Mellon Arena. Pittsburgh then bested the New York Rangers, 3-2.

- November 19, 2009** – Captain Sidney Crosby becomes one of 12,000 Canadians to carry the Vancouver 2010 Olympic Torch when he marches with the torch for three miles through downtown Halifax in his native province of Nova Scotia, Canada.
- February 16, 2010** – The Penguins send five Olympians to the 2010 Winter Games in Vancouver: Brooks Orpik (United States); Sidney Crosby and Marc-Andre Fleury (Canada); Evgeni Malkin and Sergei Gonchar (Russia).
- April 8, 2010** – The Penguins defeat the New York Islanders, 7-3, in the final regular-season contest at Mellon Arena. Prior to the game the Penguins hold a ceremony honoring more than 50 alumni, including Hall of Famers Mario Lemieux, Paul Coffey, Bryan Trottier, Craig Patrick and Larry Murphy.
- April 8, 2010** – Sidney Crosby becomes the third-youngest player (22 years, 244 days) in NHL history to reach 500 points with an assist.
- April 8, 2010** – Bill Guerin scores the final goal in regular-season history at Mellon Arena when he tallies 1:46 into the third period. Pascal Dupuis and Sidney Crosby picked up the assists.
- April 11, 2010** – Sidney Crosby scores his 50th and 51st goals of the season to win his first-ever Rocket Richard Trophy as the NHL goal-scoring leader. Crosby is the second Penguin (Mario Lemieux) to lead the league in goals, and eighth Penguin to score 50 goals in a season.
- May 12, 2010** – Despite goals from Chris Kunitz and Jordan Staal, the Penguins fall to the Montreal Canadiens, 5-2, in Game 7 of the Eastern Conference semifinals in what proved to be the final game in the history of Mellon Arena. Staal scored the Penguins' final goal at the "Igloo" with 3:30 minutes to play in the second period. Montreal's Brian Gionta tallied the final goal at the 10-minute mark of the third period.
- July 27, 2010** – Hall of Fame owner Mario Lemieux and captain Sidney Crosby become the first people to skate on the ice at CONSOL Energy Center.
- August 2, 2010** – The Penguins officially take operating control of CONSOL Energy Center.
- August 18, 2010** – Sir Paul McCartney officially opens CONSOL Energy Center by performing his "Up and Coming 2010 Tour" as part of the arena's Grand Opening Concert.
- September 18, 2010** – The Penguins hold their first official practice at CONSOL Energy Center when the team takes the ice for the first day of training camp.
- September 22, 2010** – The Penguins defeat Detroit, 5-1, in the first-ever (preseason) hockey game at CONSOL Energy Center.
- October 7, 2010** – The Penguins officially open CONSOL Energy Center as players and coaches enter the arena through a red-carpet ceremony. Hall of Fame owner Mario Lemieux concludes a riveting pregame ceremony by pouring water from the Mellon Arena ice onto the new surface at center ice.
- October 7, 2010** – The Penguins fall, 3-2, to Philadelphia in the first-ever regular-season game at CONSOL Energy Center.
- October 15, 2010** – Alex Goligoski's overtime game-winning goal secures a 3-2 defeat of the NY Islanders and the Penguins' first-ever win at CONSOL Energy Center.
- November 17, 2010** – The Penguins' consecutive sellout streak tops the three-million fan mark (3,018,894).
- December 15, 2010** – Episode One of HBO Sports' "24/7 Penguins-Capitals: Road to the NHL Winter Classic" - a four-part reality TV series - debuts.
- January 1, 2011** – The Penguins play host to the Washington Capitals at Heinz Field in the fourth NHL Winter Classic. Washington wins the game, 3-1.
- March 12, 2011** – The Penguins celebrate their 200th consecutive sellout (including playoffs) against Montreal.
- June 22, 2011** – Dan Bylsma becomes the first head coach in franchise history to win the Jack Adams Award as the NHL's "most outstanding coach."
- November 21, 2011** – Sidney Crosby tallies two goals and two assists in his return from a 61-game absence due to a concussion in a 5-0 defeat of the New York Islanders at CONSOL Energy Center.
- January 13, 2012** – Dan Bylsma becomes the second-winningest coach in franchise history with his 136th career victory in a 4-1 win at Florida.
- April 7, 2012** – Evgeni Malkin captures his second Art Ross Trophy as NHL scoring champion with his 50th goal and 109th point in a 4-2 win vs. Philadelphia.
- June 20, 2012** – Evgeni Malkin becomes just the ninth player in NHL history to win the Art Ross Trophy (NHL scoring leader), Hart Memorial Trophy (NHL MVP) and Ted Lindsay Award (NHLPA 'most outstanding player') in the same season at the NHL Awards Show in Las Vegas.
- June 22-23, 2012** – The Penguins hosts the 2012 NHL Draft at CONSOL Energy Center - the second time in team history the franchise hosted the draft. On June 22, the Penguins traded Jordan Staal to the Carolina Hurricanes for Brandon Sutter, Brian Dumoulin and the No. 8-overall selection - which they used to select defenseman Derrick Pouliot. With their other first-round pick the Penguins chose defenseman Olli Maatta.
- July 1, 2012** – Captain Sidney Crosby signs a 12-year contract extension to keep him with the franchise through the 2024-25 season.

January 19, 2013 – Marc-Andre Fleury notches his 227th career regular-season win in a 3-1 victory against the Philadelphia Flyers, establishing a franchise record.

March 26-April 2, 2013 – The Penguins record three straight shutouts for the first time in franchise history between March 26-30. Tomas Vokoun and Marc-Andre Fleury combine to post the longest shutout sequence (218:48) in team history between March 24-April 2.

March 30, 2013 – The Penguins win 15 consecutive games between March 2-30, establishing the second-longest longest (tied) winning streak in NHL history. Pittsburgh becomes the first team in NHL history to post a perfect record (15-0) over a full calendar month (min: 10 games).

April 2, 2013 – Brooks Orpik appears in his 622nd career game against the Buffalo Sabres - most among defensemen in franchise history.

June 13, 2013 – Evgeni Malkin agrees to terms on an eight-year contract extension to keep him with the franchise through the 2021-22 season.

June 14-15, 2013 – Sidney Crosby wins the Ted Lindsay Award (NHLPA most outstanding player) and Ray Shero is voted NHL General Manager of the Year.


June 28-29, 2013 – Dan Bylsma is named head coach of the 2014 United States Olympic hockey team. Ray Shero is named the team's assistant general manager.

July 2, 2013 – Kris Letang agrees to terms on an eight-year contract extension to keep him with the franchise through the 2021-22 season.

UNIFORM HISTORY



Ken Schinkel (1970)



Syl Apps (1974)



Randy Carlyle (1983)

The Penguins have experienced plenty of changes in their history and their uniforms are no exception.

When the Penguins made their NHL debut at home on October 11, 1967, the team wore the colors light blue, dark blue and white. Both the home (light blue) and road (white) uniforms simply had the word "PITTSBURGH" written diagonally down the front of the sweater with five white stripes with six thin navy blue stripes around the sleeves and bottom (home) and five dark blue stripes with six thin, white stripes around the sleeves and bottom (road). The logo, although not on the sweater, featured a hockey-playing penguin in a scarf over an inverted triangle, symbolizing the golden triangle of downtown Pittsburgh. The penguin and triangle were set inside a circle bearing the team name.

The following season (1968-69), the uniforms were changed so that the logo appeared on the game sweaters. The logo remained essentially the same, although the penguin was no longer wearing a scarf. The home (light blue) uniforms had a wide band of white trimmed in dark blue around each sleeve and the bottom, while the road (white) sweaters had bands of light blue trimmed in dark blue. The home (light blue) sweaters had white shoulder yokes and the road (white) sweaters had light blue shoulder yokes.

In the 1970-71 season the Penguins began wearing white at home and light blue on the road. The Penguins became one of the first teams in NHL history to wear nameplates featuring a player's last name above the number on the back of the jersey. The nameplates were only added to the home (white) jerseys in 1970-71.

The uniforms themselves were essentially unchanged from 1968-69 to 1971-72, until the circle around the logo was removed, leaving only a penguin and a triangle, midway through the 1971-72 season.

Beginning in 1972-73, the Penguins replaced the light blue with a bolder, royal blue color. During the Penguins' first seven years in the league, both home and road jerseys featured a lace-up collar at the base of the neck. The lace-up collars were also a thing of the past moving into the 1974-75 season.

Chevrons were used as the sleeve stripes for the 1974-75 season. Shaped in the form of an inverted V, the sleeve stripes were royal blue and white with navy blue cuffs on the home (white) jerseys. The road (royal blue) jerseys had white and navy blue sleeve stripes with white cuffs forming the chevrons. The waist striping also changed to match the chevrons with royal blue, white and navy blue moving down the home (white) uniforms and white, navy blue and white moving down the road (royal blue) uniforms.

The chevrons road (royal blue) uniform was done to the hem striping. From top to bottom, the hem striping was white, royal blue and navy blue. The home (white) uniforms reverted back to the 1972-73 and 1973-74 designs, but did not have the lace-up collar from those prior seasons. The collar was now a solid navy blue color.

For the 1977-78 season the uniforms were tri-colored with the Penguins doing away with the royal blue and bringing back the light blue the team wore in its first five seasons in the NHL. The home (white) uniforms featured navy blue sleeves with white and navy blue striping capped by light blue cuffs. The road (navy blue) uniforms featured white sleeves with light blue and white striping capped by navy blue cuffs. The front hem striping was light blue, white, navy blue and light blue on both the home (white) and road (navy blue) uniforms.

On Jan. 30, 1980 the Penguins wore black and gold for the first time. With the Steelers winning the Super Bowl and the Pirates capturing the World Series title in the same year, the Penguins hoped to gain fan support with aligning their colors with the other teams in the "City of Champions." Boston protested the color change to the NHL, arguing that black and gold had always been exclusively associated with the Bruins. However, the Penguins prevailed by virtue of a precedent set by the Pittsburgh Pirates hockey club of the late 1920s, which sported the colors.

The Penguins' new uniforms were the same design as the previous ones, with black replacing dark blue and gold replacing light blue. A third sleeve stripe was also added to both the home and road jerseys. The player numbers that were formerly on the sleeves were moved to the top of each shoulder. From 1980-81 through the 1984-85 season, the team alternated wearing gold sweaters with white at home, which also featured the tri-color sleeve striping.

On March 15, 1983, Baz Bastien, the Penguins general manager at the time, died tragically in a car accident as he returned home from a dinner honoring him. For the remainder of the 1982-83 season the Penguins added a black armband on the left sleeve

of their home (white) jerseys.

For the 1988-89 season, the player numbers were moved from the shoulders to the sleeves as they were prior to the Penguins adopting the black and gold color scheme.

The NHL All-Star Game made its first appearance in Pittsburgh on January 21, 1990. The Penguins wore a 41st NHL All-Star patch on the left shoulder of their jerseys in 1989-90 and the beginning of 1990-91. During the same time frame, the NHL shield logo appeared on the back right hem of every jersey worn in the NHL.

Advancing to the Stanley Cup Final for the first time in team history, the Penguins honored this achievement by wearing the 1991 Stanley Cup Final patch on their home and road jerseys during every game of the 1991 Stanley Cup Final vs. Minnesota.

The 1991-92 season marked the NHL's 75th anniversary. The Penguins added the NHL 75th Anniversary logo to the right chest of their jerseys that season. In addition, the Penguins were also celebrating their 25th anniversary after joining the league in 1967-68. The Penguins added their own anniversary patch to the right shoulder of the jerseys.

Head coach "Badger" Bob Johnson passed away on November 26, 1991. The following night, the Penguins honored the memory of Johnson with a candlelight ceremony and placed a "Badger" memorial patch on the left shoulder of their jerseys.

After reaching the Stanley Cup Final for the second consecutive season, the Penguins proudly donned their second Stanley Cup Final patch in as many years. This time, the Final patch was sewn onto a piece of white (home) or black (road) material and then the material swatch was sewn over the NHL 75th Anniversary patch on the right chest of the jersey.

The black and gold uniforms remained virtually unchanged until 1992-93, when the triangle and penguin logo was modernized. The home (white) sweaters featured the new logo on the front and gold shoulder inserts. The road (black) sweaters had the city's name diagonally down the front, much like the original team uniforms, with the new logo on each shoulder. Also in 1992-93, the Stanley Cup turned 100 years old and was honored by each team by having a commemorative patch added to their jerseys during the season. The Penguins wore the patch on the right chest of their home (white) jerseys and did not wear the patch on their road (black) jerseys due to the lack of an appropriate place to put the patch with the new "PITTSBURGH" diagonal jerseys with the new logos on each shoulder.

During the 1995-96 season, the Penguins were one of five NHL teams to introduce a third jersey. The Penguins' new uniform, which made its debut on Jan. 27, 1996 vs. the Philadelphia Flyers, featured a black background with a new, modernized midsection, shoulder and sleeve design that included innovative striping and a blend of team colors. The alternate uniform replaced the "PITTSBURGH" road jersey as the team's away uniform for 1997-98 season.

In 1999-00, the NHL commemorated the league's advance into the new millennium with an NHL2000 patch that was placed on the right chest of each team's jerseys in team colors. The Penguins' NHL2000 patch was black with silver lettering.

Traveling to Japan for the first two games of the 2000-01 season to face the Nashville Predators, the Penguins wore a commemorative GameOne/Japan patch on the right chest of their home (white) and black (road) jerseys.

On Oct. 28, 2000 the Penguins hosted the New Jersey Devils and introduced a new third jersey. The black sweater featured the popular "skating penguin" logo, which the team wore during its 1991 and 1992 Stanley Cup championship seasons, and the newest color addition, Vegas gold. This black jersey served as the Penguins' third jersey for the 2000-01 and 2001-02 seasons.


In 2002-03, the Penguins introduced a white counterpart to the black "skating penguin" and Vegas gold colored jerseys. These "skating penguin" uniforms served as the Penguins home and road jerseys from 2002-03 to 2006-07.

On Jan. 22, 2007 during the NHL All-Star break, the NHL and Reebok unveiled the new Rbk EDGE Uniform System. The Penguins' jerseys now feature thicker Vegas gold side sections, while the black and white body portions of the jersey go all the way to the bottom hem. The cuffs and underarms are black on the white-based jerseys and are white on the black-based uniforms. Additional Vegas gold inserts appear on the sleeves just below the numbers. The NHL shield also has moved from the back right hem to the base of the front neckline.

The Penguins wore retro jerseys when they battled the Sabres at the NHL Winter Classic on Jan. 1, 2008 at Ralph Wilson Stadium. The Penguins wore powder blue jerseys patterned after the 1968-69 uniforms. The jersey featured the Penguins logo inside a circle. There was a wide band of white trimmed in dark blue around each sleeve and the bottom with white shoulder yokes. The jersey became the club's official alternate third jersey.



Paul Coffey (1988)



Mario Lemieux (1992)



Ron Francis (1993)



Tom Barrasso (1999)

In 2010-11 opened the brand-new CONSOL Energy Center. To commemorate the event, the team wore a special patch at all home games featuring the team logo and outline of the new arena's spine.

The Penguins released a new Winter Classic uniform for their showdown with the Washington Capitals Jan. 1, 2011 at Heinz Field. Predominantly navy blue with light blue striped accents on the elbows and bottom, the jersey served as another alternate uniform for the season. The jerseys featured the team's inaugural skating penguin logo (which hadn't previously been worn on the jersey) on the crest and lace-up collar at the base of the neck.



Alexei Kovalev (2002)




Jordan Staal (2006)



Evgeni Malkin (2007)



Marc-Andre Fleury (2008)



Sidney Crosby (2008)



Evgeni Malkin (2011)

UNIFORM NUMBERS

- 1** Hank Bassen, Joe Daley, Paul Hoganson, Cam Newton, Roy Edwards, Jim Rutherford, Bob Johnson, Gordon Laxton, Denis Herron, Rob Holland, Paul Harrison, Steve Guenette, Pat Riggan, Wendell Young, Rob Dopson, Peter Skudra, Johan Hedberg, John Curry, Brent Johnson
- 2** Leo Boivin, Duane Rupp, Bob Paradise, Ed Van Impe, Tom Edur, Tom Bladon, Pat Price, Gilles Lupien, Brian Lundberg, Phil Bourque, Greg Fox, Joe McDonnell, Todd Charlesworth, Chris Dahlquist, Jim Paek, Chris Tamer, Josef Melichar, Hal Gill, Nate Guenin, **Matt Niskanen**
- 3** Al MacNeil, John Arbour, Bob Woytowich, Tim Horton, Jack Lynch, Ron Stackhouse, Bennett Wolf, Norm Schmidt, Doug Bodger, Jim Kyte, Jim Paek, Grant Jennings, Sergei Zubov, Stefan Bergkvist, Dan Trebil, Marc Bergevin, Jamie Pushor, Steve Poapst, Mark Eaton, Alex Goligoski, Douglas Murray
- 4** Noel Price, Bob Blackburn, Dave Burrows, Dale Tallon, Paul Baxter, Marty McSorley, Phil Bourque, Greg Fox, Chris Dahlquist, Dwight Schofield, Larry Murphy, Gord Dineen, Greg Andrusak, Greg Hawgood, Corey Foster, Kevin Hatcher, Jeff Norton, Bobby Dollas, Jamie Pushor, Mike Wilson, Dan Focht, Cory Cross, Noah Welch, Rob Scuderi, Jordan Leopold, Zbynek Michalek, Mark Eaton
- 5** Dick Mattiussi, Ted Lanyon, Bryan Watson, Ab DeMarco, Barry Wilkins, Steve Lyon, Mario Faubert, Lex Hudson, Ron Meighan, Bryan Maxwell, Mike Rowe, Ville Siren, Gord Dineen, Ulf Samuelsson, Brad Werenka, Janne Laukkanen, Patrick Boileau, Rob Scuderi, Darryl Sydor, **Deryk Engelland**
- 6** Dunc McCallum, Tracy Pratt, Sheldon Kannegiesser, Ron Jones, Colin Campbell, Tom Price, Kim Clackson, Bennett Wolf, Errol Thompson, Greg Hotham, Jim Johnson, Todd Charlesworth, Scott Young, Jeff Chychrun, Peter Ahola, Mike Ramsey, Drake Berehowsky, Neil Wilkinson, Bob Boughner, Mike Wilson, Rick Berry, Richard Lintner, Nolan Baumgartner, Martin Strbak, Ryan Whitney, Joel Kwiatkowski, Ben Lovejoy
- 7** Art Stratton, Lou Angotti, Bryan Hextall, Steve Durban, Russ Anderson, Rick MacLeish, Ian Turnbull, Rod Buskas, Joe Mullen, Andrew Ference, Kelly Buchberger, Matt Hussey, Michel Ouellet, Mark Eaton, **Paul Martin**
- 8** Val Fonteyne, Jim Wiley, Rick Kehoe, Hartland Monahan, Dave Schultz, Mike Meeker, Bob Stewart, Dave Burrows, Randy Boyd, Tom O'Regan, Petteri Lehto, Terry Ruskowski, Perry Ganchar, Bryan Smolinski, Kevin Miller, Garry Valk, Bobby Dollas, Hans Jonsson, Matt Bradley, Mark Recchi, Andrew Hutchinson
- 9** Andy Bathgate, Charlie Burns, Billy Hicke, Al McDonough, Chuck Arnason, Simon Nolet, Blair Chapman, Mark Johnson, Stan Jonathan, Rich Sutter, Ron Flockhart, John Chabot, Wilf Paiement, Andrew McBain, Tony Tanti, Ron Francis, Len Barrie, Dan Quinn, Greg Johnson, German Titov, Rene Corbet, Jeff Toms, Rico Fata, Andy Hilbert, **Pascal Dupuis**
- 10** Earl Ingarfield, George Swarbrick, Keith McCreary, Robin Burns, Ted Snell, Pierre Larouche, Peter Lee, Gary Rissling, Bob Errey, Wayne Babych, Ron Duguay, Dan Quinn, Barry Pederson, Ron Francis, Ville Nieminen, John LeClair, Gary Roberts, Mark Letestu, Tanner Glass, Brenden Morrow
- 11** Gene Ubriaco, Tracy Pratt, Nick Harbaruk, Bernie Lukowich, Vic Hadfield, John Flesch, Tom Cassidy, George Ferguson, Anders Hakansson, Rocky Saganuik, Tim Tookey, Troy Loney, Dwight Mathiasen, Lee Giffin, Alain Lemieux, Warren Young, John Cullen, Alek Stojanov, Shawn Antoski, Darius Kasparaitis, Alexandre Daigle, Lasse Pirjeta, Guillaume Lefebvre, Jordan Staal
- 12** Ken Schinkel, Blaine Stoughton, Kelly Pratt, Greg Malone, Mitch Lamoureux, Dean DeFazio, Tom O'Regan, Tom Roulston, Bob Errey, Larry Depalma, Troy Murray, Chris Wells, Sean Pronger, Martin Sonnenberg, Billy Tibbetts, Michal Sivek, Ryan Malone, Chris Bourque, Brett Sterling, Richard Park, Jarome Iginla
- 13** Jim Hamilton, Charlie Simmer, Alex Goligoski, Bill Guerin
- 14** Billy Dea, Rick Kessel, Ron Snell, Lowell MacDonald, Rene Robert, Wayne Bianchin, Nick Libett, Doug Shedden, Dan Quinn, Chris Kontos, Bryan Erickson, Jock Callander, Gordie Roberts, Dave Tippett, Markus Naslund, Ladislav Karabin, Mike Hudson, Brad Lauer, Stu Barnes, Pat Falloon, Milan Kraft, Shane Endicott, Chris Minard, **Chris Kunitz**
- 15** Bob Dillabough, Billy Harris, George Swarbrick, Steve Cardwell, Lowell MacDonald, Yvon Labre, Brian McKenzie, Rick Kessel, Bob McManama, Stan Gilbertson, Pat Boutette, Gary Rissling, Randy Cunneynworth, Dave Capuano, Doug Smith, Randy Gilhen, Shawn McEachern, Dmitri Mironov, Josef Beranek, Robert Dome, Roman Simicek, Wayne Primeau, Brian Holzinger, Niklas Nordgren, Michael Zigomanis, Dustin Jeffrey, **Tanner Glass**
- 16** Wayne Hicks, Ron Snell, Glen Sather, Sheldon Kannegiesser, Ron Lalonde, Lew Morrison, Derek Sanderson, Kim Davis, Mike Meeker, Gary McAdam, Bennett Wolf, Marc Chorney, Bryan Maxwell, Mark Taylor, Jim McGeough, Kevin LaVallee, Charlie Simmer, Steve Gotaas, Jay Caufield, Mike Hudson, Joe Dziedzic, Eddie Olczyk, Jeff Serowik, Dennis Bonvie, Kris Beech, Erik Christensen, Paul Bissonnette, Chris Conner, Cal O'Reilly, **Brandon Sutter**

- 17** Billy Speer, Bill LeCaine, Ron Schock, Rick Kehoe, Lee Giffin, Brad Aitken, Tomas Sandstrom, Peter Ferraro, Brian Bonin, Tom Chorske, Toby Petersen, Matt Murley, Karl Stewart, Petr Sykora, Mike Rupp, Zach Boychuk, **Dustin Jeffrey**
- 18** George Konik, Wally Boyer, Lowell MacDonald, Ross Lonsberry, Kevin McClelland, Tom Roulston, Craig Simpson, Jimmy Mann, Mark Recchi, Richard Zemlak, Jeff Daniels, Ken Priestlay, Francois Leroux, Garry Valk, Patrick Lebeau, Ryan Savoia, Josef Beranek, Shean Donovan, Steve Webb, Eric Boguniecki, Dominic Moore, Adam Hall, Marian Hossa, Chris Conner, **James Neal**
- 19** Bob Rivard, Jean Pronovost, Dale Tallon, Greg Sheppard, Rick MacLeish, Grant Sasser, Arto Javananien, Willy Lindstrom, Dave McLlwain, Randy Gilhen, Bryan Trottier, Vladimir Vujtek, Rico Fata, Ramzi Abid, Ryan Whitney, Mike Comrie, Jason Williams, **Beau Bennett**
- 20** Ab McDonald, Bob Woytowich, Dean Prentice, Robin Burns, John Stewart, Steve Cardwell, Yvon Labre, Jacques Cossette, Yves Bergeron, Pete Mahovich, Paul Marshall, Gregg Sheppard, Paul Gardner, Gary Rissling, Moe Mantha, Dave Hunter, Dave Hannan, Perry Ganchar, Jamie Leach, Jeff Daniels, Luc Robitaille, Bryan Smolinski, Stu Barnes, Greg Johnson, Roman Oksiuta, Robert Lang, Mathias Johansson, Mike Eastwood, Colby Armstrong, Janne Pesonen
- 21** Keith McCreary, Michel Briere
- 22** Paul Andrea, Greg Polis, Bob Kelly, Brian Spencer, Kim Davis, Mike Bullard, Neil Belland, Dwight Mathiasen, Jim McGeough, Chris Joseph, Wayne Van Dorp, Steve Dykstra, Paul Stanton, Rick Tocchet, Norm Maciver, Jason Woolley, Sven Butenschon, Dan LaCouture, Randy Robitaille, Matt Murley, Ric Jackman, Chris Thorburn, Jeff Taffe, Tim Wallace
- 23** Bill Speer, Mel Pearson, Bob Woytowich, Ted Lanyon, Jean Guy Legace, Doug Barrie, Rick Kessell, John Stewart, Bob Leiter, Eddie Shack, Larry Bignell, Nelson DeBenedet, Ed Gilbert, Jim Hamilton, Rod Schutt, Gary Rissling, Doug Lecuyer, Rich Sutter, Andy Brickley, Wally Weir, Randy Hillier, Kjell Samuelsson, Paul Stanton, Chris Joseph, Domenic Pittis, Fredrik Olausson, Victor Ignatjev, Steve Leach, John Jakopin, Dan Trebil, Steve McKenna, Shane Endicott, Eric Boguniecki, Chris Conner, Alexei Ponikarovsky, Ryan Craig, Trevor Smith
- 24** Gary Swain, Rod Zaine, Tim Horton, Eddie Schack, Jean Guy Lagace, Larry Bignell (playoffs only), Mario Faubert, Don Awrey, Bob Paradise, Pat Hughes, Marc Chorney, Pat Graham, Rob Garner, Ted Bulley, Kevin McCarthy, Roger Belanger, Dwight Mathiasen, Troy Loney, Doug Brown, Ian Moran, Lyle Odelein, Kris Beech, Matt Cooke
- 25** Bill Speer, Robin Burns, John Stewart, Darryl Edestrand, Nick Beverly, Dennis Owchar, Greg Redquest, Tom Cassidy, Tom Price, Randy Carlyle, Kevin McCarthy, Ted Nolan, Norm Schmidt, Alek Stojanov, Dan Kesa, Jeff Norton, Kevin Stevens, Marc Bergevin, Maxime Talbot, Eric Tangradi
- 26** Jim Morrison, Dunc McCallum, Jim Morrison, Mike McMahon, Syl Apps, Pete Mahovich, Orest Kindrachuk, Paul Mulvey, Steve Gatzos, Troy Loney, Ted Bulley, Wayne Babych, Mike Blaisdell, Mark Kachowski, Mike Stapleton, Richard Park, Dave McLlwain, Petr Klima, Darius Kasparaitis, Garry Valk, Frantisek Kucera, Kent Manderville, Landon Wilson, Ronald Petrovicky, Ruslan Fedotenko, Eric Tangradi, Steve Sullivan
- 27** Jim Morrison, Joe Noris, Jim Shires, Hank Nowak, Yves Bergeron, Pete LaFramboise, Mike Corrigan, Jacques Cossette, Rod Schutt, Todd Charlesworth, Gilles Meloche, Scott Bjugstad, Gilbert Delorme, Jamie Leach, Glen Murray, Eddie Olczyk, Alexei Kovalev, Georges Laraque, **Craig Adams**
- 28** Ron Stackhouse, Harvey Bennett, Mario Faubert, Gene Carr, Tom Price, Jim Hamilton, Bob Simpson, Tim Hrynewich, Rocky Saganiuk, Bruce Crowder, Robert Geale, Steve Gatzos, Dan Frawley, Gordie Roberts, Kjell Samuelsson, Greg Andrusak, Jeff Christian, Craig Muni, Dan Kesa, Todd Hlushko (playoffs only), Michal Rozsival, Matt Hussey, Jani Rita, Nils Ekman, Adam Hall, Eric Godard
- 29** Al Smith, Jim Rutherford, Denis Herron, Andy Brown, Gary Inness, Bob Stumpf, Dunc Wilson, Greg Millen, Michel Dion, Phil Bourque, Markus Naslund, Tyler Wright, Krzysztof Oliwa, Brooks Orpik, **Marc-Andre Fleury**
- 30** Les Binkley, Marv Edwards, Cam Newton, Andy Brown, Gary Inness, Bob Taylor, Gordon Laxton, Paul Gardner, Kim Davis, Gary Edwards, Roberto Romano, Steve Guenette, Alain Chevrier, Francois Leroux, Philippe DeRouville, Jean-Sebastien Aubin, Dany Sabourin
- 31** Michel Plasse, Nick Ricci, Vincent Tremblay, Brian Ford, Carl Mocosak, Rick Tabaracci, Tom Barrasso, Ken Wregget, Ron Tugnutt, Rich Parent, Sebastien Caron
- 32** Dave Hannan, Dave Goertz, Dwight Mathiasen, Pat Mayer, Peter Taglianetti, John Slaney, Harry York, Greg Crozier, Dick Tarnstrom, Alain Nasreddine, Chris Minard, Mathieu Garon
- 33** Tony Feltrin, Bob Simpson, Rocky Saganiuk, Bob Gladney, Doug Bodger, Mike Rowe, Mitch Wilson, Zarley Zalapski, Bryan Fogarty, Marty McSorley, Jim McKenzie, Stefan Bergkvist, Alex Hicks, Dan LaCouture, Guillaume Lefebvre, Reid Simpson, Ziggy Palffy, Eric Cairns, Ryan Stone, **Steve MacIntyre**
- 34** Andre St. Laurent, Tom Thornbury, Greg Tebbutt, Randy Hillier, Ted Nolan, Todd Charlesworth, Lee Giffin, Dwight Mathiasen, Scott Young, Dave Michayluk (playoffs only), Greg Brown, Rusty Fitzgerald, Jeff Christian, Peter Popovic, Garth Snow, Ross Lupaschuk, Ramzi Abid, Jonathan Filewich
- 35** Roberto Romano, Warren Young, Darren Lowe, Ron Duguay, Brad Aitken, Tom Barrasso, Ty Conklin
- 36** Jock Callander, Pat Neaton, Greg Andrusak, Corey Foster, Brad Lauer, J.J. Daigneault, Matthew Barnaby, Tom Kostopoulos, Andre Roy, Connor James, John Curry, **Jussi Jokinen**

- 37** Justin Duberman, Ladislav Karabin, Ian Moran (playoffs only), Greg Andrusak, Norm Maciver, Kip Miller, Tom Kostopoulos, Mikael Samuelsson, Ryan VandenBussche, Jarkko Ruutu, Bill Thomas, Brian Strait
- 38** Scott Gruhl, Jiri Hrdina, Peter Allen, Andreas Johansson, Jan Hrdina, Jeff Taffe, Jonathan Filewich, Mark Letestu, Nick Johnson, Colin McDonald
- 39** Mike Needham, Peter Allen, Joel Bouchard, Jon Sim, Chris Minard, Luca Caputi, Brad Thiessen
- 40** Frank Pietrangelo, Patrick Lalime, Andy Chiodo, **Alexander Pechurskiy**
- 41** Shane Endicott, Jocelyn Thibault, Nathan Smith, Martin Skoula, **Robert Bortuzzo**
- 42** Tuomas Gronman, Dustin Jeffrey, Nick Johnson, Corey Potter, Dylan Reese
- 43** Jeff Daniels, Tomas Surovy, Philippe Boucher
- 44** Todd Nelson, Drake Berehowsky, Ed Patterson, Rob Brown, Stephane Richer, **Brooks Orpik**
- 45** Mike Needham (playoffs only), Glen Mulvenna, Peter Ferraro, Martin Sonnenberg, Rob Scuderi, Arron Asham
- 46** Victor Ignatjev, Pavel Skrbek, Jeff Toms, **Joe Vitale**
- 47** Chris Ferraro, Maxim Galanov, Kent Manderville, Michal Sivek, Micki DuPont, Tim Brent, **Simon Despres**
- 48** Sven Butenschon, Jeff Serowik, Konstantin Koltsov, Tyler Kennedy
- 49** Greg Andrusak, Matt Hussey
- 50** Martin Brochu
- 51** Dave Roche
- 52** Rusty Fitzgerald
- 54** Alexandre Picard
- 55** Larry Murphy, Drake Berehowsky, Ric Jackman, Sergei Gonchar
- 56** Sergei Zubov, Eric Tangradi
- 57** Chris Ferraro, Shawn Heins
- 58** **Kris Letang**
- 59** Robert Dome, Michel Ouellet, Carl Sneepp
- 61** Luca Caputi
- 63** Tim Wallace
- 65** Ben Lovejoy
- 66** Mario Lemieux
- 67** Alex Goligoski, Paul Bissonnette
- 68** Jaromir Jagr
- 71** Jiri Slegr, Konstantin Koltsov, **Evgeni Malkin**
- 72** Jeff Christian, Eric Meloche, Alex Kovalev
- 74** Jay McKee
- 76** Richard Park
- 77** Paul Coffey
- 81** Miroslav Satan
- 82** Martin Straka
- 85** Petr Klima
- 87** **Sidney Crosby**
- 92** Rick Tocchet, **Tomas Vokoun**
- 93** Petr Nedved
- 95** Aleksey Morozov

HONORS/AWARDS

PROFESSIONAL HOCKEY HALL OF FAME

Red Kelly	1969
Tim Horton	1977
Andy Bathgate	1978
Leo Boivin	1986
William 'Scotty' Bowman	1991
Bob Johnson	1992
Mario Lemieux	1997
Bryan Trottier	1997
Joe Mullen	2000
Craig Patrick	2001
Paul Coffey	2004
Larry Murphy	2004
Herb Brooks	2006
Ron Francis	2007
Luc Robitaille	2009

U.S. HOCKEY HALL OF FAME

Bob Paradise	1989
Herb Brooks	1990
Bob Johnson	1991
Jack Kelley	1993
Craig Patrick	1996
Joe Mullen	1998
Gordie Roberts	1999
Mike Ramsey	2001
Mark Johnson	2004
Tom Barrasso	2009
John LeClair	2009
Kevin Hatcher	2010
Eddie Olczyk	2012
Bill Guerin	2013

RETIRED NUMBERS

Michel Briere	21
Mario Lemieux	66

LADY BYNG MEMORIAL TROPHY

Rick Kehoe	1981
Ron Francis	1995, 1998

CONN SMYTHE TROPHY

Mario Lemieux	1991, 1992
Evgeni Malkin	2009

MAURICE "ROCKET" RICHARD TROPHY

Sidney Crosby	2010
---------------	------

50 GOAL CLUB

Pierre Larouche	1975-76
Jean Pronovost	1975-76
Rick Kehoe	1980-81
Mike Bullard	1983-84
Mario Lemieux	1986-87, 1987-88, 1988-89, 1992-93, 1995-96, 1996-97
Kevin Stevens	1991-92, 1992-93
Jaromir Jagr	1995-96, 2000-01
Sidney Crosby	2009-10
Evgeni Malkin	2011-12

100 POINT CLUB

Pierre Larouche	1975-76
Jean Pronovost	1975-76
Mario Lemieux	1984-85, 1985-86, 1986-87, 1987-88, 1988-89, 1989-90, 1991-92, 1992-93, 1995-96, 1996-97
Rob Brown	1988-89
Paul Coffey	1988-89, 1989-90
Mark Recchi	1990-91
Kevin Stevens	1991-92, 1992-93
Rick Tocchet	1992-93
Ron Francis	1992-93, 1995-96
Jaromir Jagr	1995-96, 1997-98, 1998-99, 2000-01
Sidney Crosby	2005-06, 2006-07, 2008-09, 2009-10
Evgeni Malkin	2007-08, 2008-09, 2011-12

ART ROSS TROPHY

Mario Lemieux	1988, 1989, 1992, 1993, 1996, 1997
Jaromir Jagr	1995, 1998, 1999, 2000, 2001
Sidney Crosby	2007
Evgeni Malkin	2009, 2012

HART MEMORIAL TROPHY

Mario Lemieux	1988, 1993, 1996
Jaromir Jagr	1999
Sidney Crosby	2007
Evgeni Malkin	2012

CALDER MEMORIAL TROPHY

Mario Lemieux	1985
Evgeni Malkin	2007

JAMES NORRIS TROPHY

Randy Carlyle 1981

FRANK J. SELKE TROPHY

Ron Francis 1995

BILL MASTERTON MEMORIAL TROPHY

Lowell MacDonald 1973

Mario Lemieux 1993

TED LINDSAY/LESTER B. PEARSON AWARD

Mario Lemieux 1986, 1988, 1993, 1996

Jaromir Jagr 1999, 2000

Sidney Crosby 2007, 2013**Evgeni Malkin 2012****JACK ADAMS AWARD**

Dan Bylsma 2011

MARK MESSIER LEADERSHIP AWARD

Sidney Crosby 2010

DODGE PERFORMER OF THE YEAR

Mario Lemieux 1988, 1989

DODGE PERFORMANCE OF THE YEAR

Mario Lemieux 1988

DODGE RAM TOUGH AWARD

Mario Lemieux 1989

PRO SET NHL PLAYER OF THE YEAR

Mario Lemieux 1992

NHL PLUS/MINUS AWARD

Mario Lemieux 1993

Ron Francis 1995

Pascal Dupuis 2013**GENERAL MANAGER OF THE YEAR AWARD**

Ray Shero 2013

NHL FIRST-TEAM ALL-STAR

Randy Carlyle - D 1981

Mario Lemieux - C 1988, 1989, 1993, 1996, 1997

Paul Coffey - D 1989

Kevin Stevens - LW 1992

Jaromir Jagr - RW 1995, 1996, 1998, 1999, 2000, 2001

Sidney Crosby - C 2007, 2013**Evgeni Malkin - C 2008, 2009, 2012****James Neal - RW 2012****Chris Kunitz - LW 2013****NHL SECOND-TEAM ALL-STAR**

Mario Lemieux - C 1986, 1987, 1992, 2001

Paul Coffey - D 1990

Kevin Stevens - LW 1991, 1993

Tom Barrasso - G 1993

Larry Murphy - D 1993, 1995

Jaromir Jagr - RW 1997

Sidney Crosby - C 2010**Kris Letang - D 2013****NHL ALL-ROOKIE TEAM**

Mario Lemieux - C 1985

Warren Young - LW 1985

Zarley Zalapski - D 1989

Jaromir Jagr - RW 1991

Patrick Lalime - G 1997

Sebastien Caron - G 2003

Ryan Malone - LW 2004

Sidney Crosby - C 2006**Evgeni Malkin - C 2007**

Jordan Staal - C 2007

ALL-STAR GAME

SEASON	SITE	TEAM	PLAYER	G/MP	A	PTS/GA
2012-13	No Game Played					
2011-12	Ottawa	Chara	Evgeni Malkin	1	1	2
		Alfredsson	James Neal	0	1	1
		Alfredsson	Kris Letang	0	1	1
2010-11	Carolina	Staal	Kris Letang	2	0	2
		Lidstrom	Marc-Andre Fleury*	20	--	4
			Sidney Crosby*\$	--	--	--
			Evgeni Malkin*\$	--	--	--
2009-10	No Game Played					
2008-09	Montreal	Eastern Conference	Sidney Crosby*\$	--	--	--
			Evgeni Malkin*	1	0	1
2007-08	Atlanta	Eastern Conference	Sidney Crosby*\$	--	--	--
			Evgeni Malkin#	0	2	2
			Sergei Gonchar	0	0	0
2006-07	Dallas	Eastern Conference	Sidney Crosby*	0	0	0
2005-06	No Game Played					
2004-05	No Game Played					
2003-04	Minnesota	Eastern Conference	No Penguins Selected			
2002-03	Sunrise, FL	Eastern Conference	Alexei Kovalev	0	0	0
			Mario Lemieux\$	--	--	--
2001-02	Los Angeles	North America	Mario Lemieux	1	0	1
2000-01	Denver	World	Jaromir Jagr*\$	--	--	--
		World	Alexei Kovalev	1	1	2
		North America	Mario Lemieux	1	1	2
1999-00	Toronto	World	Jaromir Jagr*	1	0	1
1998-99	Tampa Bay	World	Jaromir Jagr*	0	1	1
		World	Martin Straka	0	0	0
1997-98	Vancouver	World	Jaromir Jagr	1	0	1
1996-97	San Jose	Eastern Conference	Mario Lemieux*	2	1	3
		Eastern Conference	Kevin Hatcher	0	0	0
		Eastern Conference	Jaromir Jagr*\$	--	--	--
1995-96	Boston	Eastern Conference	Mario Lemieux*	0	2	2
		Eastern Conference	Jaromir Jagr*	1	0	1
		Eastern Conference	Ron Francis	0	1	1
1994-95	No Game Played					
1993-94	New York (MSG)	Eastern Conference	Jaromir Jagr\$	--	--	--
		Eastern Conference	Larry Murphy	0	0	0

* - Voted to starting lineup \$ - Missed game due to injury & - Named to replace Lemieux

- Named to replace Crosby

SEASON	SITE	TEAM	PLAYER	G/MP	A	PTS/GA
		Eastern Conference	Joe Mullen	1	1	2
1992-93	Montreal	Wales Conference	Mario Lemieux*\$	--	--	--
		Wales Conference	Kevin Stevens*	1	2	3
		Wales Conference	Jaromir Jagr*	1	1	2
		Wales Conference	Rick Tocchet&	2	0	2
1991-92	Philadelphia	Wales Conference	Mario Lemieux*	0	1	1
		Wales Conference	Paul Coffey*	0	0	0
		Wales Conference	Kevin Stevens*	1	0	1
		Wales Conference	Jaromir Jagr*	0	1	1
		Wales Conference	Bryan Trottier	1	0	1
1990-91	Chicago	Wales Conference	Paul Coffey*	0	0	0
		Wales Conference	John Cullen	0	1	1
		Wales Conference	Mark Recchi	0	0	0
		Wales Conference	Kevin Stevens	1	0	1
1989-90	Pittsburgh	Wales Conference	Paul Coffey	0	2	2
		Wales Conference	Mario Lemieux* (MVP)	4	0	4
1988-89	Edmonton	Wales Conference	Rob Brown	0	0	0
		Wales Conference	Paul Coffey*	0	0	0
		Wales Conference	Mario Lemieux*	1	1	2
1987-88	St. Louis	Wales Conference	Paul Coffey*	0	0	0
		Wales Conference	Mario Lemieux* (MVP)	3	3	6
1986-87	Quebec (2 gms)	NHL ALL-STARS	Mario Lemieux*	0	3	3
1985-86	Hartford	Wales Conference	Mario Lemieux*	0	0	0
1984-85	Calgary	Wales Conference	Mario Lemieux* (MVP)	2	1	3
1983-84	New Jersey	Wales Conference	Mike Bullard	0	0	0
1982-83	New York (LI)	Wales Conference	Rick Kehoe	0	0	0
1981-82	Washington	Wales Conference	Randy Carlyle	0	1	1
		Wales Conference	Michel Dion	30	--	2
1980-81	Los Angeles	Wales Conference	Randy Carlyle	0	0	0
		Wales Conference	Rick Kehoe	0	1	1
1979-80	Detroit	Wales Conference	Ron Stackhouse	1	0	1
1978-79	New York (MSG)	NHL ALL-STARS	No Penguins Selected			
1977-78	Buffalo	Wales Conference	Jean Pronovost	0	0	0
1976-77	Vancouver	Wales Conference	Jean Pronovost	0	0	0
1975-76	Philadelphia	Wales Conference	Dave Burrows	0	0	0
		Wales Conference	Pierre Larouche	0	0	0
		Wales Conference	Jean Pronovost	0	0	0
1974-75	Montreal	Wales Conference	Syl Apps (MVP)	2	0	2
		Wales Conference	Jean Pronovost	0	0	0
1973-74	Chicago	Western Conference	Dave Burrows	0	0	0
		Western Conference	Lowell MacDonald	1	1	2

* - Voted to starting lineup \$ - Missed game due to injury & - Named to replace Lemieux

- Named to replace Crosby

SEASON	SITE	TEAM	PLAYER	G/MP	A	PTS/GA
		Western Conference	Al McDonough	1	0	1
1972-73	New York (MSG)	Western Conference	Lowell MacDonald	0	1	1
		Western Conference	Greg Polis (MVP)	2	0	2
1971-72	Bloomington, MN	Western Conference	Greg Polis	0	0	0
1970-71	Boston	Western Conference	Greg Polis	0	0	0
1969-70	St. Louis	Western Conference	Dean Prentice	1	0	1
		Western Conference	Bob Woytowich	0	1	1
1968-69	Montreal	Western Conference	Ken Schinkel	0	0	0
1967-68	Toronto	NHL ALL-STARS	Ken Schinkel	0	0	0

* - Voted to starting lineup \$ - Missed game due to injury & - Named to replace Lemieux

- Named to replace Crosby

ATTENDANCE

REGULAR SEASON

YEAR	ATTENDANCE	# of DATES	AVG. ATTENDANCE	SELLOUTS	CAPACITY
1967-68	274,049	37	7,407	0	12,580
1968-69	228,285	38	6,008	0	12,580
1969-70	265,936	38	6,998	0	12,580
1970-71	377,182	39	9,671	3	12,580
1971-72	375,711	39	9,634	5	12,580
1972-73	436,601	39	11,195	7	12,866
1973-74	396,197	39	10,159	4	13,431
1974-75	448,977	40	11,224	11	13,404
1975-76	458,198	40	11,455	0	16,402
1976-77	401,580	40	10,040	1	16,404
1977-78	421,933	40	10,548	2	16,033
1978-79	457,209	40	11,430	3	16,033
1979-80	426,156	40	10,653	2	16,033
1980-81	413,407	40	10,335	0	16,033
1981-82	451,965	40	11,299	5	16,033
1982-83	336,300	40	8,408	1	16,033
1983-84	273,550	40	6,839	0	16,033
1984-85	400,711	40	10,018	4	16,033
1985-86	503,020	40	12,576	13	16,033
1986-87	598,614	40	14,965	26	16,033
1987-88	606,638	40	15,166	26	16,168
1988-89	629,345	40	15,734	34	16,025
1989-90	640,700	40	16,018	34	#16,015
1990-91	637,072	40	15,927	28	16,164
1991-92	639,736	40	15,993	32	16,164
1992-93	660,290	41	16,105	30	16,164
1993-94	685,589	41	16,714	11	17,537
1994-95	386,599	24	16,108	9	17,181
1995-96	665,790	41	16,239	20	17,181
1996-97	684,346	41	16,691	21	17,181
1997-98	617,815	41	15,069	7	16,958
1998-99	607,822	41	14,825	5	16,958
1999-00	636,199	41	15,517	13	16,958

* Club Record

Capacity increased to 16,236 after home game #25

REGULAR SEASON

YEAR	ATTENDANCE	# of DATES	AVG. ATTENDANCE	SELLOUTS	CAPACITY
2000-01	655,926	40	16,398	26	16,958
2001-02	641,641	41	15,650	18	16,958
2002-03	604,970	41	14,755	8	16,958
2003-04	486,961	41	11,877	1	16,940
2005-06	647,975	41	15,804	12	16,940
2006-07	673,422	41	16,424	30	16,940
2007-08	700,193	41	17,078	*41	16,940
2008-09	682,298	40	17,058	40	16,940
2009-10	700,211	41	17,078	*41	16,940
2010-11	729,628	40	18,241	40	18,087
2011-12	*761,224	41	18,567	*41	18,387
2012-13	447,560	24	*18,648	24	18,387

* Club Record

Capacity increased to 16,236 after home game #25

PLAYOFFS

YEAR	ATTENDANCE	# of DATES	AVG. ATTENDANCE	SELLOUTS
1969-70	53,592	5	10,718	2
1971-72	25,515	2	12,758	1
1974-75	66,833	5	13,367	4
1975-76	13,626	1	13,626	0
1976-77	25,967	2	12,984	0
1978-79	45,702	3	15,234	2
1979-80	26,901	2	13,451	0
1980-81	26,688	2	13,344	0
1981-82	25,457	2	12,729	0
1988-89	96,150	6	16,025	6
1990-91	*210,132	*13	16,164	*13
1991-92	161,640	10	16,164	10
1992-93	129,312	8	16,164	8
1993-94	46,412	3	15,471	0
1994-95	114,894	7	16,413	2
1995-96	171,597	10	17,159	9
1996-97	34,710	2	17,355	2
1997-98	48,437	3	16,146	1
1998-99	99,787	6	16,631	4
1999-00	84,924	5	16,984	4
2000-01	137,184	8	17,148	8
2006-07	34,264	2	17,132	2
2007-08	188,452	11	17,132	11
2008-09	188,452	11	17,132	11
2009-10	119,924	7	17,132	7
2010-11	73,939	4	18,485	4
2011-12	55,819	3	18,606	3
2012-13	149,041	8	*18,630	8

* Club Record

TRAINING CAMP

SITES AND RECORDS BY YEAR

YEAR	SITE	PRESEASON RECORD	YEAR	SITE	PRESEASON RECORD
1967-68	Brantford, Ont.	4-1-1	2000-01	Canonsburg/Wilkes-Barre, PA	3-4-0-0
1968-69	Brantford, Ont.	1-5-2	2001-02	Canonsburg/Wilkes-Barre, PA	1-2-3-0
1969-70	Brantford, Ont.	4-1-2	2002-03	Canonsburg/Wilkes-Barre, PA	2-4-1-0
1970-71	Brantford, Ont.	4-3-2	2003-04	Canonsburg, PA	2-4-1-0
1971-72	Brantford, Ont.	3-2-3	2005-06	Pittsburgh/Wilkes-Barre, PA	2-6-2
1972-73	Brantford, Ont.	5-4-1	2006-07	Pittsburgh, PA/Moncton, New Brunswick	2-2-3
1973-74	Brantford, Ont.	4-2-3	2007-08	Pittsburgh, PA	1-3-2
1974-75	Brantford, Ont.	5-4-0	2008-09	Pittsburgh, PA	4-0-1
1975-76	Pittsburgh, PA	2-3-3	2009-10	Pittsburgh, PA	1-4-1
1976-77	Pittsburgh, PA	7-3-0	2010-11	Pittsburgh, PA	5-1-0
1977-78	Pittsburgh, PA	4-3-0	2011-12	Pittsburgh, PA	5-1-0
1978-79	Pittsburgh, PA	3-5-0	2012-13	Pittsburgh, PA	---
1979-80	Pittsburgh, PA	3-4-1			
1980-81	Pittsburgh, PA	1-3-2			
1981-82	Erie/Johnstown, PA	4-1-2			
1982-83	Johnstown, PA	1-3-3			
1983-84	Johnstown, PA	3-4-1			
1984-85	Pittsburgh, PA	2-4-0			
1985-86	Pittsburgh, PA	1-5-0			
1986-87	Pittsburgh, PA	2-6-0			
1987-88	Pittsburgh, PA	5-1-2			
1988-89	Pittsburgh, PA	6-3-0			
1989-90	Pittsburgh, PA	4-5-1			
1990-91	Pittsburgh, PA	7-2-0			
1991-92	Pittsburgh, PA/Denver, CO	4-3-2			
1992-93	Pittsburgh, PA	3-5-1			
1993-94	Pittsburgh, PA	5-4-0			
1994-95	Pittsburgh, PA	3-5-1			
1995-96	Canonsburg, PA	3-5-1			
1996-97	Canonsburg, PA	2-6-1			
1997-98	Canonsburg, PA	4-4-0			
1998-99	Canonsburg, PA	4-2-3			
1999-00	Canonsburg, PA	2-3-0-1			

TEAM AWARDS

MICHEL BRIERE MEMORIAL TROPHY - ROOKIE OF THE YEAR

The Michel Briere Memorial Trophy is awarded to the Penguins player judged to be the best rookie on the team. The trophy is presented in memory of the late Michel Briere, who was an outstanding forward in his only season with the Penguins in 1969-70.

1967-68	Les Binkley	1982-83	Dave Hannan	1997-98	Peter Skudra
1968-69	Jean Pronovost	1983-84	Roberto Romano	1998-99	Jan Hrdina
1969-70	Michel Briere	1984-85	Mario Lemieux	1999-00	Jean-Sebastien Aubin
1970-71	Greg Polis	1985-86	Jim Johnson	2000-01	No Winner
1971-72	Dave Burrows	1986-87	No Winner	2001-02	Johan Hedberg
1972-73	No Winner	1987-88	Rob Brown	2002-03	No Winner
1973-74	Ron Lalonde	1988-89	Zarley Zalapski	2003-04	Ryan Malone
1974-75	Pierre Larouche	1989-90	Mark Recchi	2005-06	Sidney Crosby
1975-76	No Winner	1990-91	Jaromir Jagr	2006-07	Evgeni Malkin & Jordan Staal
1976-77	Greg Malone	1991-92	Jim Paek	2007-08	Kris Letang
1977-78	Peter Lee	1992-93	Shawn McEachern	2008-09	No Winner
1978-79	Greg Millen & Rod Schutt	1993-94	No Winner	2009-10	No Winner
1979-80	Paul Marshall	1994-95	No Winner	2010-11	Mark Letestu
1980-81	Mark Johnson	1995-96	No Winner	2011-12	No Winner
1981-82	Mike Bullard	1996-97	Patrick Lalime	2012-13	Simon Despres

PLAYERS' PLAYER AWARD

The players hold a vote at the end of the season for the player they feel exemplifies leadership for the team both on and off of the ice, and who is dedicated to teamwork.

1967-68	No Award	1982-83	Pat Boutette	1998-99	Jaromir Jagr & Martin Straka
1968-69	Val Fonteyne	1983-84	Denis Herron	1999-00	Martin Straka
1969-70	Jean Pronovost & Dean Prentice	1984-85	Warren Young	2000-01	Martin Straka
1970-71	Jean Pronovost	1985-86	Terry Ruskowski	2001-02	Alexei Kovalev & Ian Moran
1971-72	Jean Pronovost	1986-87	Dan Quinn & Terry Ruskowski	2002-03	No Winner Announced
1972-73	Lowell MacDonald	1987-88	Mario Lemieux	2003-04	Kelly Buchberger
1973-74	Jean Pronovost	1988-89	Randy Hillier	2005-06	John LeClair
1974-75	Ron Schock	1989-90	Randy Hillier	2006-07	Mark Recchi
1975-76	Jean Pronovost	1990-91	Mark Recchi	2007-08	Ryan Malone
1976-77	Denis Herron	1991-92	Joe Mullen	2008-09	Eric Godard
1977-78	Denis Herron	1992-93	Mario Lemieux	2009-10	Jordan Staal
1978-79	Greg Malone	1993-94	Ron Francis	2010-11	Brooks Orpik
1979-80	Rick Kehoe	1994-95	Ron Francis	2011-12	Brooks Orpik
1980-81	Rick Kehoe	1995-96	Ron Francis	2012-13	Brooks Orpik
1981-82	Mike Bullard	1996-97	Joe Mullen		
		1997-98	Ron Francis		

A.T. CAGGIANO MEMORIAL BOOSTER CLUB AWARD

Presented in the memory of longtime Penguins locker room attendant Anthony "A.T." Caggiano. Booster Club Members vote for the three stars after every home game and tally their votes at the end of the regular season to determine the winner.

1974-75	Vic Hadfield	1987-88	Mario Lemieux	2000-01	Alexei Kovalev
1975-76	Dave Burrows	1988-89	Mario Lemieux	2001-02	Alexei Kovalev
1976-77	Dunc Wilson	1989-90	Mario Lemieux	2002-03	Mario Lemieux
1977-78	Denis Herron	1990-91	Mark Recchi	2003-04	Ryan Malone
1978-79	Randy Carlyle	1991-92	Mario Lemieux	2005-06	Sidney Crosby
1979-80	George Ferguson	1992-93	Mario Lemieux	2006-07	Sidney Crosby
1980-81	Randy Carlyle	1993-94	Ron Francis	2007-08	Evgeni Malkin
1981-82	Michel Dion	1994-95	Jaromir Jagr	2008-09	Evgeni Malkin
1982-83	Michel Dion	1995-96	Mario Lemieux	2009-10	Sidney Crosby
1983-84	Mike Bullard	1996-97	Mario Lemieux	2010-11	Marc-Andre Fleury
1984-85	Mario Lemieux	1997-98	Jaromir Jagr	2011-12	Evgeni Malkin
1985-86	Mario Lemieux	1998-99	Jaromir Jagr	2012-13	Sidney Crosby and Marc-Andre Fleury
1986-87	Mario Lemieux	1999-00	Jean-Sebastien Aubin		

BOB JOHNSON MEMORIAL BADGER BOB AWARD

Presented in the memory of the Penguins' late head coach. The "Badger Bob" Award is presented to the player who, through his performance on the ice, his character and total dedication to his teammates for the success of the team, shows that every day is "A Great Day For Hockey."

1994-95	Ron Francis & Joe Mullen	1998-99	Martin Straka	2001-02	Ian Moran
1995-96	Jaromir Jagr	1999-00	Jiri Slegr	2002-13	No Winner Announced
1996-97	Joe Mullen	2000-01	Martin Straka & Darius Kasparaitis		
1997-98	Ron Francis				

BAZ BASTIEN MEMORIAL AWARD - GOOD GUY AWARD

The Good Guy Award is presented by the Pittsburgh chapter of the Professional Hockey Writers Association to the player who the local media want to acknowledge for his cooperation throughout the year. The award is presented in the memory of the late Aldege "Baz" Bastien, Penguins general manager from 1976-83.

1983-84	Gary Rissling	1994-95	Larry Murphy	2006-07	Pittsburgh Penguins team
1984-85	Gary Rissling	1995-96	Petr Nedved	2007-08	Ryan Whitney
1985-86	Terry Ruskowski	1996-97	Ken Wregget	2008-09	Sidney Crosby & Brooks Orpik
1986-87	Dan Frawley	1997-98	Ron Francis	2009-10	Sidney Crosby & Marc-Andre Fleury
1987-88	Randy Cunneynworth	1998-99	Jiri Slegr	2010-11	Mike Rupp
1988-89	Jim Johnson	1999-00	Rob Brown	2011-12	Marc-Andre Fleury & Pascal Dupuis
1989-90	Troy Loney	2000-01	Alexei Kovalev	2012-13	Matt Niskanen
1990-91	Phil Bourque	2001-02	Johan Hedberg		
1991-92	Larry Murphy	2002-03	Steve McKenna		
1992-93	Kevin Stevens	2003-04	Brooks Orpik		
1993-94	Joe Mullen	2005-06	Sidney Crosby		

DEFENSIVE PLAYER OF THE YEAR

The award honors the defensive skills of an individual player on the team.

2008-09	Jordan Staal	2010-11	Brooks Orpik	2012-13	Paul Martin
2009-10	Brooks Orpik	2011-12	Brooks Orpik & Marc-Andre Fleury		

THE EDWARD J. DEBARTOLO COMMUNITY SERVICE AWARD

The award recognizes the players who have donated a considerable amount of time during the season to community and charity projects.

1991-92	Troy Loney & Phil Bourque	1999-00	Matthew Barnaby & Ian Moran	2006-07	Mark Recchi
1992-93	Jim Paek & Shawn McEachern	2000-01	Bob Boughner	2007-08	Georges Laraque
1993-94	Ken Wregget & Tom Barrasso	2001-02	Andrew Ference	2008-09	Eric Godard
1994-95	Ron Francis & Bryan Trottier	2002-03	Johan Hedberg & Steve McKenna	2009-10	Sidney Crosby
1995-96	Dave Roche	2003-04	Steve McKenna & Rico Fata	2010-11	Max Talbot & Mike Rupp
1996-97	Joe Dziedzic & Chris Tamer	2005-06	Ryan Malone, Marc-Andre Fleury, Colby Armstrong & Ryan Whitney	2011-12	Evgeni Malkin
1997-98	Chris Tamer & Tyler Wright			2012-13	Matt Cooke
1998-99	Rob Brown & Tyler Wright				

MASTERTON NOMINEE — COMEBACK PLAYER

The Pittsburgh chapter of the Professional Hockey Writers Association votes for the Penguins' Masterton nominee. Each NHL team selects a Masterton candidate from which the overall winner is chosen. The Masterton candidate is nominated as the player who best exemplifies the qualities of perseverance, sportsmanship and dedication to hockey.

1982-83	Greg Malone	1992-93	Mario Lemieux	2002-03	Martin Straka
1983-84	Denis Herron	1993-94	Kevin Stevens	2003-04	Landon Wilson
1984-85	Gary Rissling & Warren Young	1994-95	John Cullen	2005-06	John LeClair
1985-86	Terry Ruskowski	1995-96	Ron Francis	2006-07	Alain Nasreddine
1986-87	Randy Cunneynworth	1996-97	Joe Mullen	2007-08	Ty Conklin
1987-88	Randy Hillier	1997-98	Rob Brown	2008-09	Mark Eaton
1988-89	Phil Bourque	1998-99	Darius Kasparaitis	2009-10	Bill Guerin
1989-90	Mario Lemieux	1999-00	Darius Kasparaitis	2010-11	Deryk Engelland
1990-91	Mario Lemieux	2000-01	Ian Moran	2011-12	Matt Cooke
1991-92	Joe Mullen	2001-02	Stephane Richer	2012-13	Sidney Crosby

MOST VALUABLE PLAYER AWARD

Based on the overall contribution the player makes to the team.

1967-68	Les Binkley	1981-82	Michel Dion	1997-98	Ron Francis & Jaromir Jagr
1968-69	Keith McCreary	1982-83	Doug Shedden	1998-99	Jaromir Jagr
1969-70	Jean Pronovost	1983-84	Mike Bullard	1999-00	Jaromir Jagr
1970-71	Ron Schock	1984-85	Mario Lemieux	2000-01	Mario Lemieux
1971-72	Jean Pronovost	1985-86	Mario Lemieux	2001-02	Alexei Kovalev
1972-73	Dave Burrows	1986-87	Mario Lemieux	2002-03	Mario Lemieux
1973-74	Syl Apps, Dave Burrows, Jean Pronovost & Lowell MacDonald	1987-88	Mario Lemieux	2003-04	Dick Tarnstrom
1974-75	Ron Schock & Ron Stackhouse	1988-89	Mario Lemieux	2005-06	Sidney Crosby
1975-76	Pierre Larouche	1989-90	Mario Lemieux	2006-07	Sidney Crosby
1976-77	Dunc Wilson	1990-91	Mark Recchi	2007-08	Evgeni Malkin
1977-78	Pete Mahovlich	1991-92	Mario Lemieux	2008-09	Evgeni Malkin
1978-79	Ron Stackhouse & Orest Kindrachuk	1992-93	Mario Lemieux	2009-10	Sidney Crosby
1979-80	George Ferguson	1993-94	Ron Francis	2010-11	Marc-Andre Fleury
1980-81	Randy Carlyle	1994-95	Jaromir Jagr	2011-12	Evgeni Malkin
		1995-96	Mario Lemieux	2012-13	Sidney Crosby
		1996-97	Mario Lemieux		

1967-68

HIGHLIGHTS

- Andy Bathgate scores the first franchise goal against Rogie Vachon and Montreal on Oct. 11.
- Pittsburgh records the first victory in franchise history on Oct. 13, 3-1 at St. Louis.
- The Penguins record their first home win, 4-2, over Chicago on Oct. 21. They also become the first expansion team to defeat one of the "Original Six."
- Les Binkley records Pittsburgh's first shutout, 1-0, on Nov. 4 at Oakland.
- Ken Schinkel represents the Penguins at the NHL All-Star Game in Toronto.

TRANSACTIONS

June 6, 1967 - Obtained Paul Andrea, Dunc McCallum and George Konik from the New York Rangers for Larry Jeffrey.

Feb. 27, 1968 - Obtained Wayne Hicks from Philadelphia for Art Stratton.

GOALTENDERS

GOALIE	W-L-T	GP	MP	GA	SO	GAA
Les Binkley	20-24-10	54	3141	151	6	2.88
Hank Bassen	7-10-3	25	1299	62	1	2.86
TOTALS	27-34-13	74	4440	216	7	2.92

SCORING

PLAYERS	GP	G	A	PTS	PIM
Andy Bathgate	74	20	39	59	55
Ab McDonald	74	22	21	43	38
Art Stratton	70	16	25	41	20
Ken Schinkel	57	14	25	39	19
Earl Ingarfield	50	15	22	37	12
Val Fonteyne	69	6	28	34	0
Gene Ubriaco	65	18	15	33	16
Noel Price	70	6	27	33	48
Paul Andrea	65	11	21	32	2
Billy Dea	73	16	12	28	6
Keith McCreary	70	14	12	26	44
Leo Boivin	73	9	13	22	74
Wayne Hicks	47	6	14	20	8
Bob Dillabough	47	7	12	19	18
Bob Rivard	27	5	12	17	4
Bill Speer	68	3	13	16	44
George Konik	52	7	8	15	26
Al MacNeil	74	2	10	12	58
Dunc McCallum	32	0	2	2	36
Dick Mattiussi	32	0	2	2	18
Mel Pearson	2	0	1	1	0
Ted Lanyon	5	0	0	0	4
Hank Bassen	25	0	0	0	8
Les Binkley	54	0	0	0	0

GAMES

DATE	RESULT	SCORE	OPPONENT	DATE	RESULT	SCORE	OPPONENT
Oct. 11	L	1-2	MONTREAL	Jan. 18	L	2-3	Los Angeles
Oct. 13	W	3-1	St. Louis	Jan. 20	W	8-5	DETROIT
Oct. 14	L	2-4	ST. LOUIS	Jan. 21	L	3-4	Minnesota
Oct. 18	T	3-3	MINNESOTA	Jan. 27	L	3-5	LOS ANGELES
Oct. 19	L	0-1	Philadelphia	Jan. 28	W	1-0	Boston
Oct. 21	W	4-2	CHICAGO	Jan. 31	L	4-9	St. Louis
Oct. 22	L	4-6	New York	Feb. 1	W	2-0	ST. LOUIS
Oct. 25	W	4-1	OAKLAND	Feb. 3	T	3-3	TORONTO
Oct. 28	L	3-5	LOS ANGELES	Feb. 7	W	4-1	Oakland
Oct. 29	L	2-4	Boston	Feb. 8	L	1-3	Los Angeles
Nov. 1	W	4-1	Minnesota	Feb. 10	T	2-2	NEW YORK
Nov. 4	W	1-0	Oakland	Feb. 14	W	6-3	MINNESOTA
Nov. 8	T	1-1	PHILADELPHIA	Feb. 16	L	1-3	ST. LOUIS
Nov. 9	L	1-5	Detroit	Feb. 17	L	3-4	Montreal
Nov. 11	L	1-5	ST. LOUIS	Feb. 21	T	1-1	PHILADELPHIA
Nov. 15	W	5-0	PHILADELPHIA	Feb. 24	L	1-3	OAKLAND
Nov. 18	W	5-3	St. Louis	Feb. 25	W	2-1	Philadelphia
Nov. 22	W	4-1	BOSTON	Feb. 27	L	3-5	BOSTON
Nov. 24	L	3-5	Los Angeles	Mar. 2	T	6-6	OAKLAND
Nov. 25	T	2-2	Oakland	Mar. 6	L	2-4	St. Louis
Nov. 29	W	6-1	OAKLAND	Mar. 7	T	2-2	Minnesota
Dec. 2	L	1-4	NEW YORK	Mar. 9	W	3-1	LOS ANGELES
Dec. 3	L	1-6	Detroit	Mar. 13	L	3-4	Chicago
Dec. 6	L	2-7	Chicago	Mar. 16	L	4-6	Montreal
Dec. 9	W	3-2	Minnesota	Mar. 17	L	0-3	New York
Dec. 10	L	4-7	MINNESOTA	Mar. 20	W	4-2	ST. LOUIS
Dec. 13	W	2-1	Toronto	Mar. 23	L	0-3	Minnesota
Dec. 16	T	1-1	CHICAGO	Mar. 24	T	4-4	MINNESOTA
Dec. 17	L	1-2	Philadelphia	Mar. 26	W	2-1	Los Angeles
Dec. 21	L	1-4	Los Angeles	Mar. 27	W	7-4	Oakland
Dec. 23	W	4-0	MINNESOTA	Mar. 30	W	2-0	Philadelphia
Dec. 25	W	4-3	LOS ANGELES	Mar. 31	W	5-1	PHILADELPHIA
Dec. 27	T	0-0	OAKLAND				
Dec. 29	L	1-2	St. Louis				
Dec. 30	L	2-5	DETROIT				
Jan. 4	W	4-3	LOS ANGELES				
Jan. 6	T	2-2	PHILADELPHIA				
Jan. 7	L	1-3	Philadelphia				
Jan. 10	L	3-4	MONTREAL				
Jan. 12	W	4-3	TORONTO				
Jan. 13	L	0-7	Toronto				
Jan. 17	T	1-1	Oakland				

Home games in all CAPS

27-34-13, 5TH, WESTERN DIVISION

1968-69

HIGHLIGHTS

- The Penguins record their first franchise victory in Montreal, 5-2, on Jan. 2.
- Ken Schinkel makes his second appearance in the NHL All-Star Game.
- Keith McCreary scores 25 goals to pace the Penguins.
- The Penguins finish the season with a six-game unbeaten streak (5-0-1).

TRANSACTIONS

June 11, 1968 - Obtained Lou Angotti from St. Louis for Ab McDonald.

Nov. 29, 1968 - Obtained Billy Harris from Oakland for Bob Dillabough.

Jan. 24, 1969 - Obtained Duane Rupp from Minnesota for Leo Boivin.

Jan. 30, 1969 - Obtained George Swarbrick, Bryan Watson and Tracy Pratt from Oakland for Earl Ingarfield, Dick Mattiussi and Gene Ubriaco.

GOALTENDERS

GOALIE	W-L-T	GP	MP	GA	SO	GAA
Joe Daley	10-13-3	29	1615	87	2	3.23
Les Binkley	10-31-8	50	2885	158	0	3.29
Marv Edwards	0-1-0	1	60	3	0	3.00
TOTALS	20-45-11	76	4560	252	2	3.32

SCORING

PLAYERS	GP	G	A	PTS	PIM
Ken Schinkel	76	18	34	52	18
Charlie Burns	76	13	38	51	22
Keith McCreary	70	25	23	48	42
Earl Ingarfield	66	16	30	46	12
Jean Pronovost	76	16	25	41	41
Gene Ubriaco	75	19	18	37	28
Lou Angotti	71	17	20	37	36
Val Fonteyne	74	12	17	29	2
Wally Boyer	62	10	19	29	17
Bob Woytowich	71	9	20	29	62
Leo Boivin	69	6	19	25	42
Billy Harris	73	7	17	24	10
George Swarbrick	69	4	19	23	103
Noel Price	73	2	18	20	61
Bob Dillabough	62	7	12	19	6
Billy Dea	66	10	8	18	4
Dunc McCallum	62	5	13	18	81
Duane Rupp	59	5	11	16	32
Paul Andrea	25	7	6	13	2
Dick Mattiussi	36	1	11	12	30
Bryan Watson	68	2	7	9	132
Bill Speer	34	1	4	5	27
Tracy Pratt	18	0	5	5	34
Ron Snell	4	3	1	4	6
Doug Barrie	8	1	1	2	8
Gary Swain	9	1	1	2	0
John Arbour	17	0	2	2	35
Jean-Guy Lagace	17	0	1	1	14
Bill Lecaine	4	0	0	0	0
Joe Daley	29	0	0	0	2
Les Binkley	50	0	0	0	0
Marv Edwards	1	0	0	0	0

GAMES

DATE	RESULT	SCORE	OPPONENT	DATE	RESULT	SCORE	OPPONENT
Oct. 12	T	1-1	MONTREAL	Jan. 16	L	2-3	Detroit
Oct. 16	T	2-2	Toronto	Jan. 18	L	0-4	Los Angeles
Oct. 17	L	0-3	Philadelphia	Jan. 19	L	3-6	Oakland
Oct. 19	L	1-5	BOSTON	Jan. 23	L	1-3	MINNESOTA
Oct. 23	L	5-8	CHICAGO	Jan. 25	L	0-2	TORONTO
Oct. 26	W	4-2	ST. LOUIS	Jan. 26	L	3-5	Philadelphia
Oct. 30	L	3-7	New York	Jan. 29	L	1-2	ST. LOUIS
Nov. 2	L	2-3	Los Angeles	Feb. 1	T	2-2	PHILADELPHIA
Nov. 3	W	3-1	Oakland	Feb. 2	L	3-7	New York
Nov. 6	L	1-3	ST. LOUIS	Feb. 5	W	3-2	NEW YORK
Nov. 7	L	4-5	Montreal	Feb. 8	L	2-4	LOS ANGELES
Nov. 9	L	0-3	PHILADELPHIA	Feb. 9	L	1-3	Minnesota
Nov. 13	L	5-6	Chicago	Feb. 12	L	0-2	St. Louis
Nov. 14	L	4-6	CHICAGO	Feb. 15	T	4-4	OAKLAND
Nov. 16	L	1-2	NEW YORK	Feb. 16	L	0-4	MONTREAL
Nov. 20	L	2-5	Toronto	Feb. 19	W	3-0	BOSTON
Nov. 21	W	3-1	OAKLAND	Feb. 20	L	0-3	Detroit
Nov. 23	T	2-2	LOS ANGELES	Feb. 22	W	3-2	DETROIT
Nov. 27	T	3-3	TORONTO	Feb. 27	W	4-3	CHICAGO
Nov. 28	W	3-2	Chicago	Mar. 1	T	3-3	Toronto
Nov. 30	W	4-2	Los Angeles	Mar. 2	L	0-4	Boston
Dec. 1	T	4-4	Oakland	Mar. 5	W	4-2	ST. LOUIS
Dec. 4	L	2-7	DETROIT	Mar. 8	L	3-5	NEW YORK
Dec. 7	T	1-1	St. Louis	Mar. 12	L	3-4	New York
Dec. 8	L	1-4	TORONTO	Mar. 15	L	1-3	Los Angeles
Dec. 11	W	4-2	Minnesota	Mar. 16	L	2-7	Oakland
Dec. 14	L	1-2	LOS ANGELES	Mar. 19	L	2-3	BOSTON
Dec. 15	L	3-5	Boston	Mar. 20	L	3-5	Montreal
Dec. 17	L	2-8	Philadelphia	Mar. 22	W	2-1	St. Louis
Dec. 21	L	1-3	MINNESOTA	Mar. 23	W	5-0	MINNESOTA
Dec. 22	L	1-3	Chicago	Mar. 25	W	3-1	Minnesota
Dec. 25	W	6-3	DETROIT	Mar. 26	W	8-4	LOS ANGELES
Dec. 26	L	2-3	St. Louis	Mar. 29	T	3-3	Philadelphia
Dec. 28	L	3-4	OAKLAND	Mar. 30	W	2-1	PHILADELPHIA
Dec. 31	L	3-4	MONTREAL				
Jan. 2	W	5-2	Montreal				
Jan. 4	T	1-1	PHILADELPHIA				
Jan. 5	L	1-2	Detroit				
Jan. 9	W	7-2	MINNESOTA				
Jan. 11	L	2-4	OAKLAND				
Jan. 12	L	4-8	Boston				
Jan. 15	W	3-1	Minnesota				

Home games in all CAPS

20-45-11, 5TH, WESTERN DIVISION

1969-70

HIGHLIGHTS

- Leonard "Red" Kelly is named Penguins coach on July 2.
- Bob Woytowich and Dean Prentice are named to the Western Division All-Star squad.
- Dean Prentice sets a new Penguins mark with 26 goals during the regular season.
- The Penguins sweep the Oakland Seals, 4-0, in the team's first playoff appearance.
- Red Kelly is named *The Hockey News'* "Coach of the Year."

TRANSACTIONS

June 6, 1969 - Obtained Ron Schock and Craig Cameron from St. Louis for Lou Angotti and a first-round choice in the 1971 NHL Draft.

Oct. 28, 1969 - Obtained Mike McMahon from Detroit for Billy Dea.

GOALTENDERS

GOALIE	W-L-T	GP	MP	GA	SO	GAA
Joe Daley	1-5-3	9	528	26	0	2.95
Al Smith	15-20-8	46	2555	129	2	3.03
Les Binkley	10-13-1	27	1477	79	3	3.21
TOTALS	26-38-12	76	4560	238	5	3.13

SCORING

PLAYERS	GP	G	A	PTS	PIM
Dean Prentice	75	26	25	51	14
Ken Schinkel	72	20	25	45	19
Michel Briere	76	12	32	44	20
Jean Pronovost	72	20	21	41	45
Bob Woytowich	68	8	25	33	49
Bryan Hextall	66	12	19	31	87
Ron Schock	76	8	21	29	40
Keith McCreary	60	18	8	26	67
Glen Sather	76	12	14	26	114
Val Fonteyne	68	11	15	26	2
Wally Boyer	72	11	12	23	34
Nick Harbaruk	74	5	17	22	56
Jim Morrison	59	5	15	20	40
Duane Rupp	64	2	14	16	18
Tracy Pratt	65	5	7	12	124
Bob Blackburn	60	4	7	11	51
Bryan Watson	61	1	9	10	189
Mike McMahon	12	1	3	4	19
Rick Kessell	8	1	2	3	2
Ron Snell	3	0	1	1	0
George Swarbrick	12	0	1	1	8
Les Binkley	27	0	1	1	0
Dunc McCallum	14	0	0	0	16
Al Smith	46	0	0	0	20
Bench					4

GAMES

DATE	RESULT	SCORE	OPPONENT
Oct. 11	T	2-2	OAKLAND
Oct. 15	T	3-3	PHILADELPHIA
Oct. 18	T	3-3	BOSTON
Oct. 19	L	0-4	Boston
Oct. 21	L	3-4	Oakland
Oct. 22	L	0-2	Los Angeles
Oct. 25	W	4-1	Minnesota
Oct. 29	L	1-3	NEW YORK
Nov. 1	W	6-3	MINNESOTA
Nov. 2	L	3-4	Detroit
Nov. 5	L	2-4	DETROIT
Nov. 8	L	1-4	CHICAGO
Nov. 12	W	3-0	Toronto
Nov. 13	L	0-4	St. Louis
Nov. 15	W	3-1	LOS ANGELES
Nov. 19	L	0-4	ST. LOUIS
Nov. 22	W	5-3	PHILADELPHIA
Nov. 23	L	2-3	Chicago
Nov. 26	T	4-4	Minnesota
Nov. 29	W	5-3	OAKLAND
Nov. 30	T	3-3	Philadelphia
Dec. 3	W	2-1	DETROIT
Dec. 6	L	0-5	Toronto
Dec. 7	W	3-2	TORONTO
Dec. 10	W	2-0	Los Angeles
Dec. 12	L	1-4	Oakland
Dec. 14	L	1-2	Boston
Dec. 17	L	2-5	MONTREAL
Dec. 20	L	4-6	BOSTON
Dec. 21	L	0-4	Philadelphia
Dec. 26	W	3-2	New York
Dec. 27	L	0-3	CHICAGO
Dec. 31	W	4-2	MONTREAL
Jan. 3	L	0-6	St. Louis
Jan. 4	T	4-4	TORONTO
Jan. 7	L	3-5	NEW YORK
Jan. 8	L	1-3	Montreal
Jan. 10	L	3-5	DETROIT
Jan. 14	L	0-5	Chicago
Jan. 17	L	0-4	Toronto
Jan. 18	W	6-4	Philadelphia
Jan. 21	T	3-3	OAKLAND

DATE	RESULT	SCORE	OPPONENT
Jan. 24	W	4-2	LOS ANGELES
Jan. 25	L	1-3	Boston
Jan. 28	T	4-4	TORONTO
Jan. 31	W	2-1	ST. LOUIS
Feb. 1	L	0-6	New York
Feb. 4	W	7-5	Minnesota
Feb. 7	W	3-1	LOS ANGELES
Feb. 8	W	6-3	MINNESOTA
Feb. 11	L	1-7	Chicago
Feb. 14	L	0-3	BOSTON
Feb. 15	W	4-2	Detroit
Feb. 17	W	4-2	PHILADELPHIA
Feb. 19	W	6-1	Los Angeles
Feb. 21	L	3-6	Oakland
Feb. 25	L	2-3	Montreal
Feb. 26	W	1-0	LOS ANGELES
Feb. 28	W	3-2	OAKLAND
Mar. 4	W	2-1	MONTREAL
Mar. 5	L	3-5	Detroit
Mar. 7	T	2-2	ST. LOUIS
Mar. 8	T	0-0	New York
Mar. 11	T	2-2	Oakland
Mar. 12	L	1-4	Los Angeles
Mar. 14	L	3-6	Minnesota
Mar. 18	L	0-2	NEW YORK
Mar. 19	L	1-3	St. Louis
Mar. 21	L	3-5	CHICAGO
Mar. 22	L	4-5	Montreal
Mar. 25	W	2-0	MINNESOTA
Mar. 28	W	2-1	Philadelphia
Mar. 29	T	5-5	ST. LOUIS
Apr. 1	W	4-1	PHILADELPHIA
Apr. 4	L	1-3	St. Louis
Apr. 5	L	1-5	MINNESOTA

Home games in all CAPS

26-38-12, 2ND, WESTERN DIVISION

1970-71

HIGHLIGHTS

- Penguins post a seven-game home winning streak from Jan. 13 to Feb. 13.
- Greg Polis is named to the Western Division All-Star Team.
- Jean Pronovost records five points (2G-3A) during an 8-2 win against Detroit on Mar. 24.
- The Penguins set a home record with 18 wins, and set a team record with 20 ties during the season.

TRANSACTIONS

Jan. 26, 1971 - Obtained Syl Apps and Sheldon Kannegiesser from the New York Rangers for Glen Sather.

Jan. 31, 1971 - Obtained Jean-Guy Lagace from Buffalo for Terry Bell.

GOALTENDERS

GOALIE	W-L-T	GP	MP	GA	SO	GAA
Les Binkley	11-11-10	34	1870	89	2	2.85
Al Smith	9-22-9	45	2472	128	2	3.10
Cam Newton	1-3-1	5	281	16	0	3.41
Paul Hoganson	0-1-0	2	57	7	0	7.36
TOTALS	21-37-20	78	4680	240	4	3.07

SCORING

PLAYERS	GP	G	A	PTS	PIM
Bryan Hextall	76	16	32	48	133
Jean Pronovost	78	21	24	45	35
Andy Bathgate	76	15	29	44	34
Wally Boyer	68	11	30	41	30
Ron Schock	71	14	26	40	20
Dean Prentice	69	21	17	38	18
Ken Schinkel	50	15	19	34	6
Keith McCreary	59	21	12	33	24
Greg Polis	61	18	15	33	40
Duane Rupp	59	5	28	33	34
Dunc McCallum	77	9	20	29	95
Bob Woytowich	78	4	22	26	30
Nick Harbaruk	73	13	12	25	108
Syl Apps	31	9	16	25	19
Rod Zaine	37	8	5	13	21
Val Fonteyne	70	4	9	13	0
Glen Sather	46	8	3	11	96
Jim Morrison	73	0	10	10	32
Bob Blackburn	64	4	5	9	54
Bryan Watson	43	2	6	8	119
John Stewart	15	2	1	3	9
Robin Burns	10	0	3	3	4
Yvon Labre	21	1	1	2	19
Rick Kessell	6	0	2	2	2
Shel. Kannegiesser	18	0	2	2	29
Steve Cardwell	5	0	1	1	15
Lowell MacDonald	10	0	1	1	0
Paul Hoganson	2	0	0	0	0
Cam Newton	5	0	0	0	4
Les Binkley	34	0	0	0	0
Al Smith	47	0	0	0	41
Bench					6

GAMES

DATE	RESULT	SCORE	OPPONENT	DATE	RESULT	SCORE	OPPONENT
Oct. 10	L	1-2	BUFFALO	Jan. 14	T	2-2	Detroit
Oct. 15	L	2-4	Minnesota	Jan. 16	W	4-3	Vancouver
Oct. 17	T	0-0	PHILADELPHIA	Jan. 20	W	4-2	California
Oct. 18	T	1-1	Buffalo	Jan. 21	L	2-4	Los Angeles
Oct. 21	L	2-4	Los Angeles	Jan. 23	W	4-1	VANCOUVER
Oct. 23	W	3-1	California	Jan. 27	W	3-1	TORONTO
Oct. 25	T	1-1	Vancouver	Jan. 28	L	1-4	Chicago
Oct. 28	W	5-3	LOS ANGELES	Jan. 30	W	3-1	CHICAGO
Oct. 31	L	2-5	CHICAGO	Feb. 3	W	6-1	CALIFORNIA
Nov. 1	L	2-3	Philadelphia	Feb. 5	T	2-2	St. Louis
Nov. 4	W	8-3	VANCOUVER	Feb. 7	L	0-1	Chicago
Nov. 7	T	2-2	BOSTON	Feb. 9	L	1-4	Montreal
Nov. 8	T	3-3	Detroit	Feb. 10	W	5-3	PHILADELPHIA
Nov. 10	L	1-5	LOS ANGELES	Feb. 13	W	5-4	CHICAGO
Nov. 11	T	3-3	New York	Feb. 14	L	4-5	Minnesota
Nov. 14	W	6-1	CALIFORNIA	Feb. 17	L	3-4	Toronto
Nov. 19	L	0-1	ST. LOUIS	Feb. 18	T	6-6	Buffalo
Nov. 21	W	6-1	DETROIT	Feb. 20	L	0-2	NEW YORK
Nov. 22	L	2-4	Boston	Feb. 24	T	5-5	ST. LOUIS
Nov. 24	T	4-4	Toronto	Feb. 27	L	0-4	NEW YORK
Nov. 25	T	4-4	BUFFALO	Feb. 28	L	2-4	Detroit
Nov. 28	L	1-5	Montreal	Mar. 3	W	4-0	MONTREAL
Nov. 29	L	2-6	New York	Mar. 6	L	3-6	BOSTON
Dec. 2	T	3-3	MONTREAL	Mar. 7	T	3-3	CALIFORNIA
Dec. 5	W	3-1	VANCOUVER	Mar. 10	T	2-2	PHILADELPHIA
Dec. 6	L	3-6	Boston	Mar. 13	T	0-0	MINNESOTA
Dec. 8	W	4-0	TORONTO	Mar. 14	L	1-5	MONTREAL
Dec. 9	T	2-2	Minnesota	Mar. 17	L	2-5	California
Dec. 11	L	2-3	St. Louis	Mar. 19	L	4-6	Vancouver
Dec. 12	L	0-1	MINNESOTA	Mar. 20	L	4-8	Los Angeles
Dec. 16	L	2-4	TORONTO	Mar. 24	W	8-2	DETROIT
Dec. 19	W	9-1	DETROIT	Mar. 28	L	1-3	Philadelphia
Dec. 20	L	1-2	Chicago	Mar. 31	L	4-6	BUFFALO
Dec. 23	L	1-6	New York	Apr. 1	T	3-3	Buffalo
Dec. 25	L	4-8	Boston	Apr. 3	L	3-4	St. Louis
Dec. 26	W	4-2	BOSTON	Apr. 4	T	1-1	ST. LOUIS
Dec. 30	T	3-3	Montreal				
Dec. 31	W	4-1	MINNESOTA				
Jan. 2	L	1-3	NEW YORK				
Jan. 6	L	3-4	Philadelphia				
Jan. 9	L	2-5	Toronto				
Jan. 13	W	4-2	LOS ANGELES				

Home games in all CAPS

21-37-20, 6TH, WESTERN DIVISION

1971-72

HIGHLIGHTS

- Red Kelly relinquishes general manager duties, and Jack Riley is named to the post.
- Jim Rutherford posts a seven-game unbeaten streak from Mar. 14 through Apr. 2.
- Syl Apps sets a new team mark with 44 assists, and ties the team record with 59 points during the regular season.
- Jean Pronovost and Greg Polis become the first Penguins to reach the 30-goal mark.
- Pittsburgh returns to the playoffs, but is swept in the first round by Chicago, 4-0.

TRANSACTIONS

Jan. 11, 1972 - Obtained Al McDonough from Los Angeles for Bob Woytowich.

Mar. 4, 1972 - Obtained Eddie Shack from Buffalo for Rene Robert.

GOALTENDERS

GOALIE	W-L-T	GP	MP	GA	SO	GAA
Roy Edwards	2-8-4	15	847	36	0	2.55
Jim Rutherford	17-15-5	40	2160	116	1	3.22
Les Binkley	7-15-5	31	1673	98	0	3.51
TOTALS	26-38-14	78	4680	258	1	3.30

SCORING

PLAYERS	GP	G	A	PTS	PIM
Syl Apps	72	15	44	59	78
Jean Pronovost	68	30	23	53	12
Greg Polis	76	30	19	49	38
Ron Schock	77	17	29	46	22
Ken Schinkel	74	15	30	45	8
Bryan Hextall	78	20	24	44	126
Darryl Edestrand	77	10	23	33	52
Bob Leiter	78	14	17	31	18
Nick Harbaruk	78	12	17	29	46
Duane Rupp	34	4	18	22	32
Bryan Watson	75	3	17	20	212
Val Fonteyne	68	6	13	19	0
Al McDonough	37	7	11	18	8
Rene Robert	49	7	11	18	42
Steve Cardwell	28	7	8	15	18
Eddie Shack	13	5	9	14	12
Dave Burrows	77	2	10	12	48
Tim Horton	44	2	9	11	40
John Stewart	25	2	8	10	23
Keith McCreary	33	4	4	8	22
Joe Norris	35	2	5	7	20
Shel. Kannegiesser	54	2	4	6	47
Bob Woytowich	31	1	4	5	8
Bill Hicke	12	2	0	2	6
Brian McKenzie	6	1	1	2	4
Wally Boyer	1	0	1	1	0
Rick Kessell	3	0	1	1	0
Roy Edwards	15	0	1	1	0
Robin Burns	5	0	0	0	8
Les Binkley	31	0	0	0	2
Jim Rutherford	40	0	0	0	16
Bench					8

GAMES

DATE	RESULT	SCORE	OPPONENT	DATE	RESULT	SCORE	OPPONENT
Oct. 9	W	3-2	PHILADELPHIA	Jan. 13	L	1-7	Montreal
Oct. 10	L	1-2	Buffalo	Jan. 15	W	4-2	PHILADELPHIA
Oct. 13	W	4-1	Los Angeles	Jan. 19	L	1-6	VANCOUVER
Oct. 16	W	2-1	Vancouver	Jan. 22	L	0-1	St. Louis
Oct. 17	W	4-2	California	Jan. 23	T	3-3	MONTREAL
Oct. 20	W	8-1	LOS ANGELES	Jan. 26	L	1-2	ST. LOUIS
Oct. 23	L	2-5	CHICAGO	Jan. 29	L	2-4	CHICAGO
Oct. 24	T	1-1	New York	Jan. 30	L	0-4	Philadelphia
Oct. 27	L	4-6	CALIFORNIA	Feb. 3	W	4-3	St. Louis
Oct. 28	L	0-2	Minnesota	Feb. 5	L	1-8	Los Angeles
Oct. 30	T	1-1	NEW YORK	Feb. 9	W	4-1	Toronto
Oct. 31	L	1-3	Detroit	Feb. 10	W	6-1	LOS ANGELES
Nov. 3	L	3-5	California	Feb. 12	L	3-8	NEW YORK
Nov. 5	L	2-4	Vancouver	Feb. 13	W	6-4	VANCOUVER
Nov. 7	L	1-4	Chicago	Feb. 16	W	4-2	TORONTO
Nov. 9	W	4-1	St. Louis	Feb. 17	W	2-0	Buffalo
Nov. 10	W	3-1	VANCOUVER	Feb. 19	L	2-6	DETROIT
Nov. 13	W	6-4	LOS ANGELES	Feb. 20	L	0-2	Minnesota
Nov. 16	L	1-5	MINNESOTA	Feb. 23	L	0-2	Toronto
Nov. 18	L	3-4	Minnesota	Feb. 26	W	5-2	PHILADELPHIA
Nov. 20	L	2-4	ST. LOUIS	Feb. 27	L	3-5	Montreal
Nov. 21	L	3-7	Chicago	Mar. 2	W	7-4	DETROIT
Nov. 24	L	1-2	TORONTO	Mar. 4	W	4-2	MINNESOTA
Nov. 27	L	1-3	Montreal	Mar. 5	L	3-6	Detroit
Dec. 1	W	4-2	DETROIT	Mar. 8	L	4-5	MONTREAL
Dec. 4	W	4-2	NEW YORK	Mar. 11	W	6-4	BOSTON
Dec. 5	L	3-5	Boston	Mar. 12	T	4-4	Boston
Dec. 8	T	1-1	CALIFORNIA	Mar. 14	W	7-4	Vancouver
Dec. 11	T	3-3	BUFFALO	Mar. 18	T	4-4	Los Angeles
Dec. 12	L	1-6	New York	Mar. 19	T	3-3	California
Dec. 15	L	2-3	Toronto	Mar. 22	L	3-4	BUFFALO
Dec. 18	L	3-4	BOSTON	Mar. 25	W	3-2	MINNESOTA
Dec. 19	T	2-2	Boston	Mar. 26	T	2-2	Buffalo
Dec. 22	L	2-4	New York	Mar. 29	W	5-4	CALIFORNIA
Dec. 25	W	4-2	MONTREAL	Apr. 1	T	4-4	Philadelphia
Dec. 26	L	1-6	Philadelphia	Apr. 2	W	6-2	ST. LOUIS
Dec. 28	L	2-4	TORONTO				
Dec. 31	T	3-3	BUFFALO				
Jan. 5	T	3-3	Chicago				
Jan. 8	L	0-4	CHICAGO				
Jan. 9	L	2-4	Detroit				
Jan. 12	T	2-2	BOSTON				

Home games in all CAPS

26-38-14, 4TH, WESTERN DIVISION

1972-73

HIGHLIGHTS

- The Penguins set the NHL records for fastest five goals (2:07) and the fastest six goals (5:02) on Nov. 22 vs. St. Louis.
- Syl Apps records six points (3G-3A) in a 9-1 win against the NY Islanders on Dec. 13.
- Ken Schinkel is named the third head coach in Penguins history on Jan. 13, one day after retiring as a player.
- Greg Polis is named MVP of the All-Star Game at Madison Square Garden after recording two goals for the Western Division.
- Syl Apps sets the team record with 85 points and 56 assists.
- Al McDonough sets a new team mark with 35 goals.

TRANSACTIONS

Feb. 25, 1973 - Obtained Andy Brown from Detroit for a third-round choice in the 1973 NHL Draft and cash.

GOALTENDERS

GOALIE	W-L-T	GP	MP	GA	SO	GAA
Jim Rutherford	20-22-5	49	2660	129	3	2.91
Denis Herron	6-7-2	18	967	55	2	3.41
Cam Newton	3-4-0	11	533	35	0	3.94
Andy Brown	3-4-2	9	520	41	0	4.73
TOTALS	32-37-9	78	4680	265	5	3.40

SCORING

PLAYERS	GP	G	A	PTS	PIM
Syl Apps	77	29	56	85	18
Al McDonough	78	35	41	76	26
Lowell MacDonald	78	34	41	75	8
Bryan Hextall	78	21	33	54	113
Greg Polis	78	26	23	49	36
Ron Schock	78	13	36	49	23
Eddie Shack	74	25	20	45	84
Jean Pronovost	66	21	22	43	16
Darryl Edestrand	78	15	24	39	88
Dave Burrows	78	3	24	27	42
Nick Harbaruk	78	10	15	25	47
Ken Schinkel	42	11	10	21	16
Duane Rupp	78	7	13	20	62
Jack Lynch	47	1	18	19	40
Bryan Watson	69	1	17	18	179
Rick Kessell	66	1	13	14	0
Jean-Guy Lagace	31	1	5	6	32
Steve Cardwell	20	2	2	4	2
Jim Shires	18	1	2	3	2
Robin Burns	26	0	2	2	20
Jim Wiley	4	0	1	1	0
Cam Newton	11	0	1	1	2
Denis Herron	18	0	1	1	0
Shel. Kannegiesser	3	0	0	0	0
Andy Brown	9	0	0	0	2
Ron Lalonde	11	0	0	0	2
Jim Rutherford	49	0	0	0	0
Bench					6

GAMES

DATE	RESULT	SCORE	OPPONENT	DATE	RESULT	SCORE	OPPONENT
Oct. 7	W	4-2	LOS ANGELES	Jan. 13	W	3-1	LOS ANGELES
Oct. 11	W	5-2	St. Louis	Jan. 14	L	2-3	Detroit
Oct. 14	W	5-2	CALIFORNIA	Jan. 17	L	4-6	Montreal
Oct. 15	L	4-8	Boston	Jan. 18	L	2-5	MONTREAL
Oct. 17	W	5-0	NY Islanders	Jan. 20	W	3-0	BOSTON
Oct. 18	L	3-4	Toronto	Jan. 21	L	3-9	Chicago
Oct. 21	L	2-4	BOSTON	Jan. 24	W	5-2	TORONTO
Oct. 24	W	4-0	Vancouver	Jan. 25	L	3-6	Philadelphia
Oct. 27	L	3-6	California	Jan. 27	L	3-5	PHILADELPHIA
Oct. 28	L	2-5	Los Angeles	Jan. 31	W	4-1	LOS ANGELES
Nov. 1	L	1-7	MONTREAL	Feb. 3	W	2-1	MINNESOTA
Nov. 2	L	2-4	Philadelphia	Feb. 4	L	3-4	Minnesota
Nov. 4	W	6-4	NY RANGERS	Feb. 7	L	2-5	Montreal
Nov. 5	T	1-1	Detroit	Feb. 10	L	3-6	Boston
Nov. 8	W	5-2	PHILADELPHIA	Feb. 14	W	6-2	VANCOUVER
Nov. 11	L	3-4	VANCOUVER	Feb. 17	T	3-3	BUFFALO
Nov. 12	L	0-1	Buffalo	Feb. 18	L	1-4	Buffalo
Nov. 15	W	7-1	MINNESOTA	Feb. 20	W	4-0	NY Islanders
Nov. 18	W	6-1	ATLANTA	Feb. 22	W	2-1	NY ISLANDERS
Nov. 19	W	5-3	NY Rangers	Feb. 24	W	2-0	CHICAGO
Nov. 22	W	10-4	ST. LOUIS	Feb. 25	L	1-2	Buffalo
Nov. 25	T	2-2	NY ISLANDERS	Feb. 28	W	4-2	ST. LOUIS
Nov. 26	L	2-6	Atlanta	Mar. 3	L	1-2	CALIFORNIA
Nov. 29	W	7-4	TORONTO	Mar. 4	L	2-5	MINNESOTA
Dec. 2	W	3-2	CHICAGO	Mar. 7	L	4-10	Minnesota
Dec. 3	L	2-4	Chicago	Mar. 10	L	4-5	NY RANGERS
Dec. 6	T	4-4	California	Mar. 11	L	2-3	Philadelphia
Dec. 9	L	1-3	Los Angeles	Mar. 14	W	3-2	Los Angeles
Dec. 13	W	9-1	NY ISLANDERS	Mar. 16	T	5-5	California
Dec. 16	W	5-3	ATLANTA	Mar. 17	L	1-6	Vancouver
Dec. 17	L	1-9	NY Rangers	Mar. 21	W	5-2	CALIFORNIA
Dec. 19	L	2-3	BOSTON	Mar. 24	T	4-4	BUFFALO
Dec. 23	L	3-6	Montreal	Mar. 25	W	4-2	Atlanta
Dec. 26	T	1-1	Detroit	Mar. 28	W	6-3	ATLANTA
Dec. 27	T	3-3	Toronto	Mar. 31	L	2-7	St. Louis
Dec. 29	L	0-4	TORONTO	Apr. 1	W	5-4	PHILADELPHIA
Dec. 30	T	2-2	DETROIT				
Jan. 2	L	4-5	St. Louis				
Jan. 3	W	5-3	Chicago				
Jan. 6	W	4-2	VANCOUVER				
Jan. 7	L	0-3	NY Rangers				
Jan. 10	L	1-2	DETROIT				

Home games in all CAPS

32-37-9, 5TH, WESTERN DIVISION

1973-74

HIGHLIGHTS

- Marc Boileau replaces Ken Schinkel as head coach on Feb. 6, and compiles a 14-10-4 record.
- The "Century Line" of Syl Apps, Jean Pronovost and Lowell MacDonald combines for 107 goals, the second-highest total in the NHL.
- Syl Apps finishes seventh in league scoring with 85 points (24G-61A), and Lowell MacDonald finishes ninth overall with 82 points (43G-39A).
- Apps' 61 assists and MacDonald's 43 goals both set new team records.

TRANSACTIONS

Jan. 17, 1974 - Obtained Ron Stackhouse from Detroit for Jim Rutherford and Jack Lynch.

Jan. 17, 1974 - Obtained Bob Kelly, Ab DeMarco and Steve Durbano from St. Louis for Greg Polis, Bryan Watson and a second-round choice in the 1974 NHL Draft.

GOALTENDERS

GOALIE	W-L-T	GP	MP	GA	SO	GAA
Gary Inness	7-10-1	20	1032	56	0	3.26
Jim Rutherford	7-12-4	26	1432	82	0	3.44
Andy Brown	13-16-4	36	1956	115	1	3.53
Denis Herron	1-3-0	5	260	18	0	4.15
TOTALS	28-41-9	78	4680	273	1	3.50

SCORING

PLAYERS	GP	G	A	PTS	PIM
Syl Apps	75	24	61	85	37
Lowell MacDonald	78	43	39	82	14
Jean Pronovost	77	40	32	72	22
Ron Schock	77	14	29	43	22
Al McDonough	37	14	22	36	12
Ron Stackhouse	69	6	29	35	66
Bob Kelly	67	16	18	34	123
Chuck Arnason	74	20	11	31	17
Ab DeMarco	57	10	21	31	15
Greg Polis	41	14	13	27	32
Ron Lalonde	73	10	17	27	14
Steve Durbano	69	8	19	27	284
Wayne Bianchin	69	12	13	25	38
Bernie Lukowich	53	9	10	19	32
Bob McManama	47	5	14	19	18
Dave Burrows	71	3	14	17	30
Ted Snell	55	4	12	16	8
Nick Beverley	67	2	14	16	21
Blaine Stoughton	34	5	6	11	8
Bob Paradise	56	2	8	10	52
Bryan Hextall	37	2	7	9	39
Jean Guy Lagace	31	2	6	8	34
Jack Lynch	17	0	7	7	21
Bryan Watson	38	1	4	5	137
Yvon Labre	16	1	2	3	13
Larry Bignell	20	0	3	3	2
Jim Wiley	22	0	3	3	2
Ron Jones	25	0	3	3	15
Jim Rutherford	26	0	1	1	2
Darryl Edestrand	3	0	0	0	0
Hank Nowak	13	0	0	0	11
Denis Herron	5	0	0	0	0
Gary Inness	20	0	0	0	0
Andy Brown	36	0	0	0	60
Bench					10

GAMES

DATE	RESULT	SCORE	OPPONENT	DATE	RESULT	SCORE	OPPONENT
Oct. 12	W	4-3	Atlanta	Jan. 18	W	6-2	Vancouver
Oct. 13	L	2-8	NY RANGERS	Jan. 20	W	5-3	Philadelphia
Oct. 17	W	4-2	Minnesota	Jan. 23	W	4-1	ST. LOUIS
Oct. 20	W	5-3	CALIFORNIA	Jan. 26	L	0-2	LOS ANGELES
Oct. 21	L	2-8	Boston	Jan. 27	L	5-6	Detroit
Oct. 24	L	2-3	MONTREAL	Jan. 30	L	2-4	NY RANGERS
Oct. 27	L	0-6	PHILADELPHIA	Feb. 2	L	1-3	CHICAGO
Oct. 28	W	7-2	NY Rangers	Feb. 3	L	4-5	Boston
Oct. 31	T	1-1	Montreal	Feb. 7	L	4-5	Philadelphia
Nov. 3	L	0-6	Toronto	Feb. 9	W	3-2	NY Islanders
Nov. 4	L	0-7	Philadelphia	Feb. 10	L	3-5	Chicago
Nov. 7	T	1-1	NY ISLANDERS	Feb. 13	W	5-3	DETROIT
Nov. 10	T	4-4	ATLANTA	Feb. 16	W	7-3	CALIFORNIA
Nov. 13	W	5-2	MINNESOTA	Feb. 20	T	1-1	ST. LOUIS
Nov. 15	L	3-5	St. Louis	Feb. 23	L	2-6	BOSTON
Nov. 17	L	1-4	CHICAGO	Feb. 24	W	4-2	Chicago
Nov. 18	L	0-7	NY Rangers	Feb. 27	W	4-1	LOS ANGELES
Nov. 21	W	5-4	VANCOUVER	Feb. 28	L	1-7	Montreal
Nov. 22	W	4-2	Toronto	Mar. 2	W	6-1	VANCOUVER
Nov. 24	L	2-5	MONTREAL	Mar. 5	W	2-1	NY Islanders
Nov. 28	L	3-4	TORONTO	Mar. 7	T	2-2	Toronto
Dec. 1	T	2-2	ATLANTA	Mar. 9	W	7-5	St. Louis
Dec. 2	L	1-2	Chicago	Mar. 10	L	4-5	MONTREAL
Dec. 5	L	1-4	Los Angeles	Mar. 13	L	1-5	Los Angeles
Dec. 7	L	3-4	California	Mar. 15	W	6-1	California
Dec. 8	L	2-3	Vancouver	Mar. 16	W	8-6	Vancouver
Dec. 12	W	9-1	CALIFORNIA	Mar. 20	T	1-1	NY ISLANDERS
Dec. 15	L	0-2	DETROIT	Mar. 23	L	1-5	Minnesota
Dec. 16	W	2-1	Atlanta	Mar. 24	W	8-0	DETROIT
Dec. 20	L	5-6	Boston	Mar. 27	T	3-3	MINNESOTA
Dec. 22	L	1-4	NY RANGERS	Mar. 30	L	3-4	St. Louis
Dec. 23	L	2-3	Buffalo	Mar. 31	W	4-2	ATLANTA
Dec. 26	T	2-2	Detroit	Apr. 2	L	2-3	NY Islanders
Dec. 28	L	1-3	ST. LOUIS	Apr. 4	W	4-2	BUFFALO
Dec. 29	L	2-4	CHICAGO	Apr. 6	W	6-1	PHILADELPHIA
Jan. 2	L	4-8	Minnesota	Apr. 7	L	3-6	Atlanta
Jan. 3	L	1-6	Buffalo				
Jan. 5	W	5-2	BUFFALO				
Jan. 9	L	4-6	TORONTO				
Jan. 12	W	5-2	BUFFALO				
Jan. 13	L	3-5	BOSTON				
Jan. 16	L	0-2	LOS ANGELES				

Home games in all CAPS

28-41-9, 5TH, WESTERN DIVISION

1974-75

HIGHLIGHTS

- Syl Apps is named MVP of the All-Star Game at Montreal after recording two goals for the Wales Conference.
- The Penguins record their 200th franchise victory with a 6-1 win over Chicago on Jan. 29.
- Ron Stackhouse records six assists on Mar. 8 vs. Philadelphia.
- Pierre Larouche records 68 points (31G-37A) to lead all NHL rookies.

TRANSACTIONS

Sept. 13, 1974 - Obtained Rick Kehoe from Toronto for Blaine Stoughton and a first-round choice in the 1977 NHL Draft.

Nov. 4, 1974 - Obtained Barry Wilkins from Vancouver for Ab DeMarco.

Dec. 14, 1974 - Obtained Lew Morrison from Washington for Ron Lalonde.

Jan. 10, 1975 - Obtained Michel Plasse from Kansas City for Jean-Guy Lagace and Denis Herron.

GOALTENDERS

GOALIE	W-L-T	GP	MP	GA	SO	GAA
Gary Inness	24-18-10	57	3122	161	2	3.09
Michel Plasse	9-5-4	20	1094	73	0	4.00
Bob Johnson	3-4-1	12	476	40	0	5.04
Denis Herron	1-1-0	3	108	11	0	6.11
TOTALS	37-28-15	80	4800	289	2	3.61

SCORING

PLAYERS	GP	G	A	PTS	PIM
Ron Schock	80	23	63	86	36
Syl Apps	79	24	55	79	43
Jean Pronovost	78	43	32	75	37
Vic Hadfield	78	31	42	73	72
Pierre Larouche	79	31	37	68	52
Rick Kehoe	76	32	31	63	22
Lowell MacDonald	71	27	33	60	24
Ron Stackhouse	72	15	45	60	52
Chuck Arnason	78	26	32	58	32
Bob Kelly	69	27	24	51	120
Barry Wilkins	58	5	29	34	97
Pete Laframboise	80	10	23	33	30
Colin Campbell	59	4	15	19	172
Bob Paradise	78	3	15	18	109
Dennis Owchar	46	6	11	17	67
Dave Burrows	78	2	15	17	49
Lew Morrison	70	7	9	16	10
Bob McManama	40	5	9	14	6
Nelson DeBenedet	31	6	3	9	11
Jean Guy Lagace	27	1	8	9	39
Kelly Pratt	22	0	6	6	15
Ab DeMarco	8	2	1	3	4
Ron Lalonde	24	0	3	3	0
Michel Plasse	44	0	2	2	24
Gary Inness	57	0	2	2	2
Mario Faubert	10	1	0	1	6
Steve Durbano	1	0	1	1	0
Yves Bergeron	2	0	0	0	0
Denis Herron	3	0	0	0	0
Bob Stumpf	3	0	0	0	4
Harvey Bennett	7	0	0	0	0
Bob Johnson	12	0	0	0	6
Bench					14

GAMES

DATE	RESULT	SCORE	OPPONENT	DATE	RESULT	SCORE	OPPONENT
Oct. 9	W	4-2	Minnesota	Jan. 18	T	4-4	BOSTON
Oct. 12	W	7-2	DETROIT	Jan. 19	W	3-2	Washington
Oct. 19	L	3-6	PHILADELPHIA	Jan. 22	W	7-5	CALIFORNIA
Oct. 20	L	1-5	Atlanta	Jan. 25	W	5-2	NY RANGERS
Oct. 23	T	5-5	BOSTON	Jan. 26	L	2-7	Montreal
Oct. 26	L	4-5	NY RANGERS	Jan. 29	W	6-1	CHICAGO
Oct. 28	L	0-2	Los Angeles	Jan. 30	L	2-5	Detroit
Nov. 1	L	4-7	Vancouver	Feb. 1	T	4-4	St. Louis
Nov. 3	T	3-3	Chicago	Feb. 4	W	3-2	Vancouver
Nov. 5	W	5-3	Kansas City	Feb. 5	W	3-2	Los Angeles
Nov. 7	L	3-5	LOS ANGELES	Feb. 7	W	4-1	California
Nov. 9	W	5-2	CALIFORNIA	Feb. 11	L	1-2	NY Islanders
Nov. 10	L	3-8	Buffalo	Feb. 12	T	3-3	BUFFALO
Nov. 13	W	8-2	NY ISLANDERS	Feb. 15	W	8-3	Toronto
Nov. 16	W	8-1	WASHINGTON	Feb. 16	W	3-2	NY ISLANDERS
Nov. 17	W	6-0	Washington	Feb. 19	T	2-2	LOS ANGELES
Nov. 19	L	3-4	NY Islanders	Feb. 22	W	3-2	ST. LOUIS
Nov. 20	W	8-5	Toronto	Feb. 23	L	1-3	DETROIT
Nov. 23	T	0-0	LOS ANGELES	Feb. 25	L	4-6	Boston
Nov. 24	L	5-7	NY Rangers	Feb. 26	W	3-1	WASHINGTON
Nov. 27	L	2-3	MONTREAL	Mar. 1	W	7-3	VANCOUVER
Nov. 30	T	5-5	BUFFALO	Mar. 2	W	8-6	NY Rangers
Dec. 1	L	3-6	Buffalo	Mar. 5	T	4-4	Kansas City
Dec. 4	W	4-2	TORONTO	Mar. 8	W	8-2	PHILADELPHIA
Dec. 7	L	2-5	Montreal	Mar. 9	L	4-8	Buffalo
Dec. 8	L	2-3	Boston	Mar. 12	W	5-3	BOSTON
Dec. 12	T	3-3	MONTREAL	Mar. 13	L	0-6	Philadelphia
Dec. 14	W	6-3	CHICAGO	Mar. 15	W	12-1	WASHINGTON
Dec. 15	W	3-2	Detroit	Mar. 16	W	6-3	KANSAS CITY
Dec. 18	L	4-6	Toronto	Mar. 18	L	2-5	St. Louis
Dec. 19	T	4-4	KANSAS CITY	Mar. 19	T	3-3	California
Dec. 21	L	7-8	Minnesota	Mar. 22	L	0-4	Los Angeles
Dec. 22	L	0-4	Philadelphia	Mar. 26	W	6-4	MONTREAL
Dec. 26	T	2-2	ST. LOUIS	Mar. 29	W	4-2	Detroit
Dec. 28	T	3-3	ATLANTA	Mar. 30	W	4-1	MINNESOTA
Dec. 30	W	7-5	TORONTO	Apr. 2	L	0-6	Montreal
Jan. 2	W	6-3	MINNESOTA	Apr. 5	W	7-1	DETROIT
Jan. 4	W	4-3	VANCOUVER	Apr. 6	L	4-8	Washington
Jan. 8	L	5-7	Chicago				
Jan. 10	T	3-3	Atlanta				
Jan. 11	W	6-3	CALIFORNIA				
Jan. 15	W	5-3	ATLANTA				

Home games in all CAPS

37-28-15, 3RD, NORRIS DIVISION

1975-76

HIGHLIGHTS

- Jean Pronovost records a 16-game point streak from Nov. 1 to Dec. 3.
- The Penguins post an 11-game unbeaten streak (7-0-4) from Feb. 7 through Feb. 28.
- Pierre Larouche finishes fifth overall in league scoring with 111 points (53G-58A), and is joined in the top 10 by Jean Pronovost (52G-52A=104PTS, eighth) and Syl Apps (32G-67A=99PTS, 10th).
- Larouche's 53 goals and Apps' 67 assists establish new team records.

TRANSACTIONS

Dec. 16, 1975 - Obtained Stan Gilbertson from Washington for Harvey Bennett.

Jan. 9, 1976 - Obtained Ed Gilbert, Simon Nolet and a first-round choice in the 1976 NHL Draft from Kansas City for Steve Durbano, Chuck Arnason and a first-round choice in the 1976 NHL Draft.

Mar. 8, 1976 - Obtained Ed Van Impe and Bob Taylor from Philadelphia for Gary Inness and future considerations.

GOALTENDERS

GOALIE	W-L-T	GP	MP	GA	SO	GAA
Michel Plasse	24-19-10	55	3096	178	2	3.45
Gary Inness	8-9-2	23	1212	82	0	4.06
Gordie Laxton	3-4-0	8	414	31	0	4.49
Bob Taylor	0-1-0	2	78	7	0	5.38
TOTALS	35-33-12	80	4800	303	2	3.79

SCORING

PLAYERS	GP	G	A	PTS	PIM
Pierre Larouche	76	53	58	111	33
Jean Pronovost	80	52	52	104	24
Syl Apps	80	32	67	99	24
Rick Kehoe	71	29	47	76	6
Lowell MacDonald	69	30	43	73	12
Ron Stackhouse	80	11	60	71	76
Vic Hadfield	76	30	35	65	46
Ron Schock	80	18	44	62	28
Bob Kelly	77	25	30	55	149
Dave Burrows	80	7	22	29	51
Barry Wilkins	75	0	27	27	106
Stan Gilbertson	48	13	8	21	6
Simon Nolet	39	9	8	17	2
Colin Campbell	64	7	10	17	105
Dennis Owchar	54	5	12	17	19
Chuck Arnason	30	7	3	10	14
Lew Morrison	78	4	5	9	8
Mario Faubert	21	1	8	9	10
Steve Durbano	32	0	8	8	161
Harvey Bennett	25	3	3	6	53
Wayne Bianchin	14	1	5	6	4
Ed Van Impe	12	0	5	5	16
Bob McManama	12	1	2	3	4
Ed Gilbert	38	1	1	2	0
Jacques Cossette	7	0	2	2	9
Michel Plasse	56	0	2	2	18
Bob Taylor	2	0	0	0	0
Gordie Laxton	8	0	0	0	0
Bob Paradise	9	0	0	0	4
Gary Inness	23	0	0	0	2
Bench					14

GAMES

DATE	RESULT	SCORE	OPPONENT	DATE	RESULT	SCORE	OPPONENT
Oct. 7	W	4-2	Washington	Jan. 15	L	1-4	Philadelphia
Oct. 11	W	7-5	WASHINGTON	Jan. 17	W	3-2	BUFFALO
Oct. 15	W	8-4	Toronto	Jan. 18	W	8-3	NY RANGERS
Oct. 18	W	6-1	DETROIT	Jan. 22	L	3-4	MONTREAL
Oct. 21	L	1-7	MONTREAL	Jan. 24	W	8-2	WASHINGTON
Oct. 25	T	4-4	PHILADELPHIA	Jan. 25	T	1-1	MINNESOTA
Oct. 30	L	0-4	Los Angeles	Jan. 29	W	6-2	KANSAS CITY
Nov. 1	L	3-7	Minnesota	Jan. 31	T	4-4	Kansas City
Nov. 2	L	2-7	Buffalo	Feb. 1	W	7-1	TORONTO
Nov. 5	W	7-6	NY ISLANDERS	Feb. 5	L	1-5	Boston
Nov. 6	W	5-3	St. Louis	Feb. 7	W	7-3	Los Angeles
Nov. 8	L	5-7	CHICAGO	Feb. 8	W	7-3	Vancouver
Nov. 9	L	4-6	Philadelphia	Feb. 11	T	4-4	California
Nov. 12	T	6-6	Washington	Feb. 14	T	4-4	NY Islanders
Nov. 13	L	4-5	MONTREAL	Feb. 15	W	6-4	LOS ANGELES
Nov. 15	L	2-5	BUFFALO	Feb. 17	W	6-1	KANSAS CITY
Nov. 18	L	3-5	CALIFORNIA	Feb. 19	W	7-5	TORONTO
Nov. 21	W	4-1	Atlanta	Feb. 21	W	10-1	CHICAGO
Nov. 22	W	6-3	LOS ANGELES	Feb. 22	T	2-2	Detroit
Nov. 26	W	5-2	DETROIT	Feb. 25	T	3-3	ATLANTA
Nov. 29	W	8-3	NY RANGERS	Feb. 28	W	5-4	VANCOUVER
Nov. 30	L	2-4	Boston	Feb. 29	L	3-5	ST. LOUIS
Dec. 3	T	3-3	Chicago	Mar. 2	W	6-2	Minnesota
Dec. 4	L	1-6	NY Islanders	Mar. 6	W	5-0	MINNESOTA
Dec. 7	W	6-3	TORONTO	Mar. 7	L	3-5	NY ISLANDERS
Dec. 9	L	2-3	Kansas City	Mar. 10	L	6-7	BUFFALO
Dec. 10	L	2-3	Detroit	Mar. 13	W	4-2	CALIFORNIA
Dec. 13	T	4-4	BOSTON	Mar. 14	W	7-1	ST. LOUIS
Dec. 14	L	4-7	Montreal	Mar. 16	L	4-5	Montreal
Dec. 17	W	9-2	California	Mar. 19	W	7-3	Washington
Dec. 19	L	1-5	Vancouver	Mar. 21	W	4-2	NY Rangers
Dec. 20	W	5-1	Los Angeles	Mar. 24	T	5-5	BOSTON
Dec. 23	L	3-4	NY Rangers	Mar. 25	L	2-5	St. Louis
Dec. 26	L	3-4	Atlanta	Mar. 28	W	3-0	DETROIT
Dec. 27	W	3-2	ATLANTA	Mar. 29	L	4-5	Toronto
Dec. 31	W	5-1	LOS ANGELES	Mar. 31	L	3-7	Montreal
Jan. 3	L	4-8	PHILADELPHIA	Apr. 3	L	4-5	WASHINGTON
Jan. 4	L	3-5	Chicago	Apr. 4	W	6-5	Detroit
Jan. 7	L	1-4	California				
Jan. 10	T	3-3	VANCOUVER				
Jan. 11	L	0-6	Buffalo				
Jan. 13	L	2-6	Boston				

Home games in all CAPS

35-33-12, 3RD, NORRIS DIVISION

1976-77

HIGHLIGHTS

- Pierre Larouche records his fourth career hat trick in a 6-6 tie at Toronto on Feb. 19.
- Dunc Wilson and Denis Herron combine for 52 saves in a 7-3 loss to Atlanta on Mar. 15.
- Wayne Bianchin and Atlanta's Guy Chouinard record goals just four seconds apart on Mar. 15 to set the NHL record for two fastest goals.

TRANSACTIONS

- Aug. 11, 1976** - Obtained Don Awrey from Montreal for a third-round choice in the 1978 NHL Draft.
- Oct. 8, 1976** - Obtained Dunc Wilson from the New York Rangers for cash and other considerations.
- Oct. 18, 1976** - Obtained Mike Corrigan from Los Angeles for a fifth-round choice in the 1977 NHL Draft.

GOALTENDERS

GOALIE	W-L-T	GP	MP	GA	SO	GAA
Denis Herron	15-11-5	34	1920	94	1	2.94
Dunc Wilson	18-19-8	45	2627	129	5	2.95
Gordie Laxton	1-3-0	6	253	26	0	6.17
TOTALS	34-33-13	80	4800	252	6	3.15

SCORING

PLAYERS	GP	G	A	PTS	PIM
Jean Pronovost	79	33	31	64	24
Pierre Larouche	65	29	34	63	14
Syl Apps	72	18	43	61	20
Rick Kehoe	80	30	27	57	10
Ron Schock	80	17	32	49	10
Mike Corrigan	73	14	27	41	36
Ron Stackhouse	80	7	34	41	72
Greg Malone	66	18	19	37	43
Blair Chapman	80	14	23	37	16
Wayne Bianchin	79	28	6	34	28
Bob Kelly	74	10	21	31	115
Dennis Owchar	46	5	18	23	37
Stan Gilbertson	67	6	9	15	13
Mario Faubert	47	2	11	13	32
Russ Anderson	66	2	11	13	81
Don Awrey	79	1	12	13	40
Dave Burrows	69	3	6	9	29
Lew Morrison	76	2	1	3	0
Ed Van Impe	10	0	3	3	6
Lowell MacDonald	3	1	1	2	0
Vic Hadfield	9	0	2	2	0
Tom Price	7	0	2	2	4
Denis Herron	34	0	1	1	4
Dunc Wilson	45	0	1	1	21
Yves Bergeron	1	0	0	0	0
Steve Lyon	3	0	0	0	2
Gordie Laxton	6	0	0	0	0
Ed Gilbert	7	0	0	0	0
Bench					12

GAMES

DATE	RESULT	SCORE	OPPONENT	DATE	RESULT	SCORE	OPPONENT
Oct. 6	W	9-5	VANCOUVER	Jan. 15	W	5-2	BUFFALO
Oct. 7	L	1-10	Montreal	Jan. 16	L	5-6	ATLANTA
Oct. 9	L	4-7	LOS ANGELES	Jan. 19	W	3-0	Vancouver
Oct. 13	L	1-4	Chicago	Jan. 20	L	3-5	Los Angeles
Oct. 15	L	1-2	Atlanta	Jan. 22	W	3-2	NY ISLANDERS
Oct. 16	W	4-3	DETROIT	Jan. 27	W	3-0	NY Rangers
Oct. 20	T	4-4	Toronto	Jan. 29	L	2-5	PHILADELPHIA
Oct. 23	L	1-9	MONTREAL	Jan. 30	W	5-2	BOSTON
Oct. 24	T	3-3	ATLANTA	Feb. 2	W	5-2	MINNESOTA
Oct. 27	T	4-4	Buffalo	Feb. 3	T	0-0	Cleveland
Oct. 28	L	0-3	Philadelphia	Feb. 5	W	3-1	DETROIT
Oct. 30	T	2-2	NY RANGERS	Feb. 6	L	2-5	Colorado
Nov. 2	W	7-1	LOS ANGELES	Feb. 8	L	3-6	St. Louis
Nov. 5	W	4-1	Colorado	Feb. 11	L	2-3	Vancouver
Nov. 7	T	2-2	Cleveland	Feb. 12	W	3-2	Los Angeles
Nov. 10	L	2-3	Minnesota	Feb. 16	T	4-4	MONTREAL
Nov. 13	W	1-0	PHILADELPHIA	Feb. 19	T	6-6	Toronto
Nov. 14	W	5-1	NY Rangers	Feb. 20	W	4-1	CLEVELAND
Nov. 20	L	2-5	COLORADO	Feb. 22	L	1-3	Washington
Nov. 21	W	5-0	CHICAGO	Feb. 24	L	2-3	Detroit
Nov. 24	L	0-4	BOSTON	Feb. 26	W	2-1	WASHINGTON
Nov. 26	W	3-1	Cleveland	Feb. 27	T	2-2	BOSTON
Nov. 27	L	1-3	NY ISLANDERS	Mar. 2	L	0-5	LOS ANGELES
Nov. 30	L	4-6	Washington	Mar. 3	L	1-5	Montreal
Dec. 2	W	4-2	NY Islanders	Mar. 5	T	3-3	Los Angeles
Dec. 4	L	1-3	Montreal	Mar. 6	W	2-1	St. Louis
Dec. 7	W	6-2	MINNESOTA	Mar. 9	W	3-0	COLORADO
Dec. 9	W	2-1	Buffalo	Mar. 12	W	3-2	BUFFALO
Dec. 11	L	3-6	NY Islanders	Mar. 13	L	0-4	Philadelphia
Dec. 12	W	5-3	ST. LOUIS	Mar. 15	L	3-7	Atlanta
Dec. 16	W	5-4	CLEVELAND	Mar. 16	W	7-3	ST. LOUIS
Dec. 18	L	3-5	WASHINGTON	Mar. 19	L	2-5	NY RANGERS
Dec. 19	L	3-6	Boston	Mar. 20	L	2-3	Chicago
Dec. 22	W	5-2	Toronto	Mar. 22	W	4-2	Minnesota
Dec. 23	L	2-5	Detroit	Mar. 27	L	0-3	Boston
Dec. 26	W	4-2	TORONTO	Mar. 30	L	3-4	WASHINGTON
Dec. 29	T	3-3	MONTREAL	Apr. 2	W	4-3	Detroit
Jan. 1	W	6-3	BUFFALO	Apr. 3	W	4-2	DETROIT
Jan. 4	T	2-2	VANCOUVER				
Jan. 6	T	3-3	Washington				
Jan. 8	W	4-2	CHICAGO				
Jan. 11	L	0-2	TORONTO				

Home games in all CAPS

34-33-13, 3RD, NORRIS DIVISION

1977-78

HIGHLIGHTS

- Johnny Wilson is named head coach on June 13.
- Pete Mahovlich records a hat trick in his first game with the Penguins, a 6-4 win over Detroit on Nov. 30.
- Jean Pronovost posts a seven-game goal streak from Jan. 2 through Jan. 14.
- Edward J. DeBartolo takes control of the Penguins on Apr. 5.

TRANSACTIONS

- Sept. 20, 1977** - Obtained Brian Spencer from Buffalo for Ron Schock.
- Oct. 1, 1977** - Obtained Bob Paradise from Washington for the rights to Don Awrey.
- Nov. 2, 1977** - Obtained Gene Carr, Dave Schultz and a fourth-round choice in the 1978 NHL Draft from Los Angeles for Syl Apps and Hartland Monahan.
- Nov. 29, 1977** - Obtained Peter Lee and Pete Mahovlich from Montreal for Pierre Larouche and the rights to Peter Marsh.

GOALTENDERS

GOALIE	W-L-T	GP	MP	GA	SO	GAA
Denis Herron	20-25-15	60	3534	210	0	3.57
Dunc Wilson	5-11-3	21	1180	95	0	4.83
Gordie Laxton	0-1-0	2	73	9	0	7.40
Greg Redquest	0-0-0	1	13	3	0	13.85
TOTALS	25-37-18	80	4800	321	0	4.01

SCORING

PLAYERS	GP	G	A	PTS	PIM
Jean Pronovost	79	40	25	65	50
Pete Mahovlich	57	25	36	61	37
Greg Malone	78	18	43	61	80
Gene Carr	70	17	37	54	76
Rick Kehoe	70	29	21	50	10
Blair Chapman	75	24	20	44	37
Tom Edur	58	5	38	43	18
Dave Schultz	66	9	25	34	378
Wayne Bianchin	61	20	13	33	40
Brian Spencer	79	9	11	20	81
Mike Corrigan	25	8	12	20	10
Ron Stackhouse	50	5	15	20	36
Dave Burrows	67	4	15	19	24
Peter Lee	60	5	13	18	19
Russ Anderson	74	2	16	18	150
Lowell MacDonald	19	5	8	13	2
John Flesch	29	7	5	12	19
Bob Paradise	64	2	10	12	53
Pierre Larouche	20	6	5	11	0
Dennis Owchar	22	2	8	10	23
Colin Campbell	55	1	9	10	103
Tom Cassidy	26	3	4	7	15
Syl Apps	9	0	7	7	0
Jim Hamilton	25	2	4	6	2
Mario Faubert	18	0	6	6	11
Derek Sanderson	13	3	1	4	0
Jacques Cossette	19	1	2	3	4
Hartland Monahan	7	2	0	2	2
Lew Morrison	8	0	2	2	0
Dunc Wilson	21	0	1	1	0
Denis Herron	60	0	1	1	6
Greg Redquest	1	0	0	0	0
Kim Davis	1	0	0	0	0
Gordie Laxton	2	0	0	0	0
Tom Price	10	0	0	0	0
Bench					14

GAMES

DATE	RESULT	SCORE	OPPONENT	DATE	RESULT	SCORE	OPPONENT
Oct. 12	W	4-2	ST. LOUIS	Jan. 14	W	4-2	CLEVELAND
Oct. 14	L	1-2	Washington	Jan. 18	L	0-1	Atlanta
Oct. 15	L	2-8	PHILADELPHIA	Jan. 21	L	2-5	WASHINGTON
Oct. 19	T	3-3	NY Rangers	Jan. 22	W	3-1	NY RANGERS
Oct. 20	L	0-11	Philadelphia	Jan. 28	T	3-3	BUFFALO
Oct. 22	W	5-2	ATLANTA	Jan. 29	L	2-8	Boston
Oct. 23	W	3-2	Cleveland	Jan. 31	W	5-3	Detroit
Oct. 26	L	3-4	DETROIT	Feb. 1	W	6-1	MINNESOTA
Oct. 29	L	3-5	BOSTON	Feb. 4	L	1-8	BOSTON
Nov. 2	L	1-3	Detroit	Feb. 7	W	4-2	Colorado
Nov. 4	L	2-5	Atlanta	Feb. 11	T	3-3	Los Angeles
Nov. 5	L	3-4	NY Islanders	Feb. 14	W	2-1	CHICAGO
Nov. 9	W	5-3	CLEVELAND	Feb. 18	T	1-1	LOS ANGELES
Nov. 12	W	7-4	CHICAGO	Feb. 19	T	2-2	Chicago
Nov. 13	T	3-3	Buffalo	Feb. 21	W	5-4	St. Louis
Nov. 16	L	4-7	Minnesota	Feb. 22	T	2-2	ST. LOUIS
Nov. 19	T	5-5	NY RANGERS	Feb. 25	L	1-3	PHILADELPHIA
Nov. 22	T	3-3	Vancouver	Feb. 26	T	4-4	Buffalo
Nov. 24	L	3-5	Los Angeles	Mar. 1	L	2-5	MONTREAL
Nov. 26	W	5-2	NY ISLANDERS	Mar. 4	L	3-6	NY Islanders
Nov. 29	L	1-9	Montreal	Mar. 5	T	3-3	NY ISLANDERS
Nov. 30	W	6-4	DETROIT	Mar. 8	W	5-3	COLORADO
Dec. 3	T	4-4	BUFFALO	Mar. 11	L	1-3	VANCOUVER
Dec. 4	W	4-2	Washington	Mar. 12	L	1-7	TORONTO
Dec. 6	T	3-3	Colorado	Mar. 14	L	2-4	Los Angeles
Dec. 8	L	3-5	LOS ANGELES	Mar. 15	L	4-7	Vancouver
Dec. 10	L	2-6	Boston	Mar. 18	W	3-2	Toronto
Dec. 11	L	1-5	ATLANTA	Mar. 19	L	1-9	Chicago
Dec. 14	L	2-3	St. Louis	Mar. 21	L	1-7	Minnesota
Dec. 17	W	5-3	MONTREAL	Mar. 22	L	2-5	COLORADO
Dec. 22	T	3-3	Buffalo	Mar. 25	T	2-2	DETROIT
Dec. 23	L	2-6	TORONTO	Mar. 29	L	2-6	Montreal
Dec. 26	W	5-4	Toronto	Mar. 30	L	3-6	Boston
Dec. 28	T	2-2	WASHINGTON	Apr. 2	W	6-3	TORONTO
Dec. 29	L	3-4	Montreal	Apr. 5	W	7-2	MINNESOTA
Dec. 31	W	6-3	CLEVELAND	Apr. 6	L	4-6	Detroit
Jan. 2	L	2-3	Washington	Apr. 8	L	4-6	WASHINGTON
Jan. 4	W	8-3	VANCOUVER	Apr. 9	W	3-2	Cleveland
Jan. 7	T	3-3	LOS ANGELES				
Jan. 9	W	5-3	NY Rangers				
Jan. 11	L	6-8	MONTREAL				
Jan. 12	T	4-4	Philadelphia				

Home games in all CAPS

25-37-18, 4TH, NORRIS DIVISION

1978-79

HIGHLIGHTS

- Penguins record a 10-game unbeaten streak (6-0-4) from Mar. 13 through Mar. 28.
- The Penguins set a then single-season record with 34 road points.
- George Ferguson scores in overtime to eliminate Buffalo from the preliminary round of the playoffs, 2-1.

TRANSACTIONS

June 13, 1978 - Obtained Randy Carlyle and George Ferguson from Toronto for Dave Burrows.

June 14, 1978 - Obtained Tom Bladon, Orest Kindrachuk and Ross Lonsberry from Philadelphia for a first-round choice in the 1978 NHL Draft.

Sept. 6, 1978 - Obtained Gregg Sheppard from Boston in a three-way deal, with Pittsburgh sending Jean Pronovost to Atlanta and Atlanta sending Dick Redmond to Boston.

Oct. 18, 1978 - Obtained Rod Schutt from Montreal for a first-round choice in the 1981 NHL Draft.

GOALTENDERS

GOALIE	W-L-T	GP	MP	GA	SO	GAA
Denis Herron	22-19-12	56	3208	180	0	3.37
Greg Millen	14-11-1	28	1532	86	2	3.37
Gordie Laxton	0-1-0	1	60	8	0	8.00
TOTALS	36-31-13	80	4800	279	2	3.49

SCORING

PLAYERS	GP	G	A	PTS	PIM
Greg Malone	80	35	30	65	52
Orest Kindrachuk	79	18	42	60	84
Peter Lee	80	32	26	58	24
Peter Mahovlich	60	14	39	53	39
George Ferguson	80	21	29	50	37
Randy Carlyle	70	13	34	47	78
Ross Lonsberry	80	24	22	46	38
Rick Kehoe	57	27	18	45	2
Rod Schutt	74	24	21	45	33
Ron Stackhouse	75	10	33	43	54
Gregg Sheppard	60	15	22	37	9
Dale Tallon	63	5	24	29	35
Tom Bladon	78	4	23	27	64
Gary McAdam	68	11	14	25	15
Colin Campbell	65	2	18	20	137
Blair Chapman	71	10	8	18	18
Russ Anderson	72	3	13	16	93
Wayne Bianchin	40	7	4	11	20
Jacques Cossette	38	7	2	9	16
Denis Herron	56	0	2	2	18
Kim Davis	1	1	0	1	0
Bob Paradise	14	0	1	1	4
Gordon Laxton	1	0	0	0	0
Jim Hamilton	2	0	0	0	0
Tom Price	2	0	0	0	4
Lex Hudson	2	0	0	0	0
Mike Meeker	4	0	0	0	5
Brian Spencer	7	0	0	0	0
Greg Millen	28	0	0	0	0
Bench					16

GAMES

DATE	RESULT	SCORE	OPPONENT	DATE	RESULT	SCORE	OPPONENT
Oct. 11	L	2-3	TORONTO	Jan. 14	W	5-4	Buffalo
Oct. 12	L	2-8	Boston	Jan. 16	W	5-0	MINNESOTA
Oct. 14	T	4-4	BOSTON	Jan. 17	L	1-4	Detroit
Oct. 18	L	3-5	NY ISLANDERS	Jan. 20	L	2-5	WASHINGTON
Oct. 19	L	1-3	Philadelphia	Jan. 24	L	1-4	Los Angeles
Oct. 21	W	5-1	WASHINGTON	Jan. 25	L	3-5	Colorado
Oct. 25	T	6-6	ST. LOUIS	Jan. 27	W	5-3	LOS ANGELES
Oct. 28	L	2-4	ATLANTA	Jan. 31	L	1-4	MONTREAL
Oct. 29	L	2-3	NY Rangers	Feb. 3	W	4-2	DETROIT
Nov. 1	L	4-6	Washington	Feb. 4	L	3-8	Detroit
Nov. 3	L	0-2	Atlanta	Feb. 15	W	6-5	MINNESOTA
Nov. 4	W	7-3	DETROIT	Feb. 17	W	6-3	BUFFALO
Nov. 8	W	6-3	COLORADO	Feb. 18	L	2-6	Detroit
Nov. 9	T	4-4	Buffalo	Feb. 21	W	3-1	MONTREAL
Nov. 11	L	1-2	NY RANGERS	Feb. 22	L	0-12	Montreal
Nov. 16	W	6-3	Vancouver	Feb. 24	W	5-1	CHICAGO
Nov. 18	W	3-1	Los Angeles	Feb. 25	T	2-2	Chicago
Nov. 22	L	2-3	MONTREAL	Feb. 28	W	5-3	COLORADO
Nov. 23	L	4-8	Montreal	Mar. 3	L	4-8	St. Louis
Nov. 25	L	1-3	PHILADELPHIA	Mar. 4	W	7-2	Colorado
Nov. 26	L	2-8	Toronto	Mar. 7	L	0-4	LOS ANGELES
Nov. 29	W	5-3	WASHINGTON	Mar. 10	W	3-2	PHILADELPHIA
Dec. 1	W	7-4	Washington	Mar. 11	L	0-4	Toronto
Dec. 2	W	5-2	CHICAGO	Mar. 13	W	9-3	Vancouver
Dec. 5	T	3-3	NY Islanders	Mar. 14	T	3-3	Los Angeles
Dec. 6	W	6-4	TORONTO	Mar. 17	W	5-2	Washington
Dec. 8	T	3-3	Montreal	Mar. 18	W	5-1	NY Rangers
Dec. 9	T	4-4	BUFFALO	Mar. 21	T	2-2	WASHINGTON
Dec. 13	W	3-0	ST. LOUIS	Mar. 22	W	3-1	Boston
Dec. 14	L	1-2	Philadelphia	Mar. 24	T	3-3	NY Islanders
Dec. 16	W	6-5	VANCOUVER	Mar. 25	T	2-2	NY ISLANDERS
Dec. 17	T	3-3	Chicago	Mar. 27	W	5-1	Minnesota
Dec. 21	W	4-1	Los Angeles	Mar. 28	W	7-1	NY RANGERS
Dec. 23	L	3-5	Minnesota	Mar. 31	L	3-5	Montreal
Dec. 27	W	5-2	LOS ANGELES	Apr. 1	L	2-7	ATLANTA
Dec. 30	W	3-1	DETROIT	Apr. 3	W	3-2	St. Louis
Dec. 31	W	5-4	Detroit	Apr. 7	W	4-3	DETROIT
Jan. 3	L	3-5	VANCOUVER	Apr. 8	L	2-5	Washington
Jan. 5	T	3-3	Atlanta				
Jan. 6	L	3-4	LOS ANGELES				
Jan. 10	W	3-2	MONTREAL				
Jan. 13	W	5-3	BOSTON				

Home games in all CAPS

36-31-13, 2ND, NORRIS DIVISION

1979-80

HIGHLIGHTS

- Greg Malone records six assists vs. Quebec on Nov. 28.
- The Penguins wear black and gold for the first time vs. St. Louis on Jan. 30.
- Olympian Mark Johnson makes his Penguins debut on Mar. 2 vs. the New York Islanders.

TRANSACTIONS

Aug. 3, 1979 - Obtained Nick Libett from Detroit for Pete Mahovlich.

Aug. 30, 1979 - Obtained Rob Holland and Pat Hughes from Montreal for Denis Herron and a second-round choice in the 1982 NHL Draft.

Nov. 13, 1979 - Obtained Bob Stewart from St. Louis for Blair Chapman.

GOALTENDERS

GOALIE	W-L-T	GP	MP	GA	SO	GAA
Nick Ricci	2-2-0	4	240	14	0	3.50
Greg Millen	18-18-7	44	2586	157	2	3.64
Rob Holland	10-17-6	34	1974	126	1	3.83
TOTALS	30-37-13	80	4800	303	3	3.79

SCORING

PLAYERS	GP	G	A	PTS	PIM
Rick Kehoe	79	30	30	60	4
Greg Malone	51	19	32	51	46
George Ferguson	73	21	28	49	36
Orest Kindrachuk	52	17	29	46	63
Peter Lee	74	16	29	45	20
Gary McAdam	78	19	22	41	63
Rod Schutt	73	18	21	39	43
Gregg Sheppard	76	13	24	37	20
Randy Carlyle	67	8	28	36	45
Ross Lonsberry	76	15	18	33	36
Ron Stackhouse	78	6	27	33	36
Pat Hughes	76	18	14	32	78
Russ Anderson	76	5	22	27	150
Nick Libett	78	14	12	26	14
Paul Marshall	46	9	12	21	9
Mario Faubert	49	5	13	18	31
Dale Tallon	32	5	9	14	18
Bob Stewart	75	3	8	11	56
Kim Davis	24	3	7	10	43
Mark Johnson	17	3	5	8	4
Tom Bladon	57	2	6	8	35
Greg Millen	44	0	3	3	14
Kim Clackson	46	0	3	3	166
Jim Hamilton	10	2	0	2	0
Nick Ricci	4	0	0	0	0
Rob Holland	34	0	0	0	2
Bench					10

GAMES

DATE	RESULT	SCORE	OPPONENT	DATE	RESULT	SCORE	OPPONENT
Oct. 10	W	4-2	WINNIPEG	Jan. 16	W	6-4	TORONTO
Oct. 13	T	3-3	HARTFORD	Jan. 17	L	1-7	Hartford
Oct. 14	W	4-1	Boston	Jan. 19	L	2-5	EDMONTON
Oct. 17	L	4-5	LOS ANGELES	Jan. 23	L	3-4	Edmonton
Oct. 20	W	5-1	WASHINGTON	Jan. 24	L	1-4	Colorado
Oct. 21	L	3-6	NY Rangers	Jan. 26	L	4-6	BOSTON
Oct. 24	L	3-7	Buffalo	Jan. 27	W	5-3	Boston
Oct. 25	L	5-8	Montreal	Jan. 30	L	3-4	ST. LOUIS
Oct. 31	W	4-2	COLORADO	Jan. 31	L	3-4	Detroit
Nov. 3	T	3-3	ATLANTA	Feb. 2	L	0-4	PHILADELPHIA
Nov. 7	T	3-3	MONTREAL	Feb. 7	L	0-9	Buffalo
Nov. 10	L	1-6	BOSTON	Feb. 9	L	2-5	MINNESOTA
Nov. 11	W	4-1	NY Rangers	Feb. 10	L	2-3	Chicago
Nov. 15	T	3-3	Los Angeles	Feb. 13	W	4-2	Toronto
Nov. 16	L	2-5	Vancouver	Feb. 16	L	1-8	Montreal
Nov. 18	W	3-2	Winnipeg	Feb. 17	L	5-6	Philadelphia
Nov. 21	W	5-2	ST. LOUIS	Feb. 20	W	7-5	DETROIT
Nov. 23	L	1-4	Atlanta	Feb. 23	W	2-1	QUEBEC
Nov. 24	W	5-3	NY RANGERS	Feb. 24	L	0-2	Quebec
Nov. 28	W	7-2	QUEBEC	Feb. 27	W	3-2	WINNIPEG
Nov. 30	L	5-7	Hartford	Mar. 2	T	0-0	NY ISLANDERS
Dec. 1	W	5-4	COLORADO	Mar. 3	L	1-5	St. Louis
Dec. 5	T	3-3	VANCOUVER	Mar. 5	L	3-5	TORONTO
Dec. 7	W	5-3	Washington	Mar. 8	W	5-4	EDMONTON
Dec. 8	T	3-3	CHICAGO	Mar. 9	L	2-6	Detroit
Dec. 11	T	3-3	St. Louis	Mar. 11	L	3-4	PHILADELPHIA
Dec. 12	T	3-3	NY ISLANDERS	Mar. 12	W	4-2	LOS ANGELES
Dec. 15	T	3-3	NY Islanders	Mar. 15	W	5-2	MINNESOTA
Dec. 16	L	1-4	Quebec	Mar. 18	L	3-4	Minnesota
Dec. 19	T	0-0	Chicago	Mar. 21	L	2-9	Edmonton
Dec. 20	T	1-1	Philadelphia	Mar. 23	W	4-2	Winnipeg
Dec. 22	L	3-4	NY RANGERS	Mar. 25	W	4-2	Vancouver
Dec. 26	W	6-4	DETROIT	Mar. 27	T	2-2	Los Angeles
Dec. 28	W	4-2	Atlanta	Mar. 28	L	0-5	Colorado
Dec. 29	W	3-2	ATLANTA	Mar. 30	W	4-0	WASHINGTON
Dec. 31	L	2-4	Minnesota	Apr. 1	L	2-6	Washington
Jan. 2	W	5-3	MONTREAL	Apr. 2	W	6-4	HARTFORD
Jan. 3	W	4-3	NY Islanders	Apr. 5	L	1-9	BUFFALO
Jan. 5	L	4-5	BUFFALO				
Jan. 7	L	5-9	Toronto				
Jan. 9	W	4-2	VANCOUVER				
Jan. 12	L	2-3	CHICAGO				

Home games in all CAPS

30-37-13, 3RD, NORRIS DIVISION

1980-81

HIGHLIGHTS

- Ed Johnston is named head coach on July 15.
- Paul Gardner scores four goals vs. Philadelphia on Dec. 13, becoming the first Penguin to accomplish the feat.
- Rick Kehoe sets a new team record with 55 goals.
- Randy Carlyle is named a First-Team All-Star.
- Rick Kehoe wins the Lady Byng Trophy and Randy Carlyle wins the James Norris Trophy.

TRANSACTIONS

Nov. 18, 1980 - Obtained Paul Gardner and Dave Burrows from Toronto for Paul Marshall and Kim Davis.

Jan. 2, 1981 - Obtained Gary Rissling from Washington for a fifth-round choice in the 1981 NHL Draft.

Mar. 10, 1981 - Obtained Pat Price from Edmonton for Pat Hughes.

GOALTENDERS

GOALIE	W-L-T	GP	MP	GA	SO	GAA
Nick Ricci	4-5-0	9	540	35	0	3.89
Greg Millen	25-27-10	63	3721	258	0	4.16
Rob Holland	1-5-3	10	539	45	0	5.01
TOTALS	30-37-13	80	4800	345	0	4.31

SCORING

PLAYERS	GP	G	A	PTS	PIM
Rick Kehoe	80	55	33	88	6
Randy Carlyle	76	16	67	83	136
Paul Gardner	62	34	40	74	59
Peter Lee	80	30	34	64	86
Rod Schutt	80	25	35	60	55
Mario Faubert	72	8	44	52	118
Greg Malone	62	21	29	50	68
Ross Lonsberry	80	17	33	50	76
George Ferguson	79	25	18	43	42
Pat Price	72	8	34	42	226
Errol Thompson	73	20	20	40	64
Ron Stackhouse	74	6	29	35	86
Mark Johnson	73	10	23	33	50
Gregg Sheppard	47	11	17	28	49
Pat Hughes	58	10	9	19	161
Paul Baxter	51	5	14	19	204
Russ Anderson	34	3	14	17	112
Nick Libett	44	6	6	12	4
Orest Kindrachuk	13	3	9	12	34
Gary McAdam	34	3	9	12	30
Marc Chorney	8	1	6	7	14
Jim Hamilton	20	1	6	7	18
Paul Marshall	13	3	0	3	4
Mike Bullard	15	1	2	3	19
Dave Burrows	59	0	2	2	30
Greg Millen	63	0	2	2	6
Kim Davis	8	1	0	1	4
Gary Rissling	26	1	0	1	143
Bennett Wolf	24	0	1	1	94
Gilles Lupien	31	0	1	1	34
Tony Feltrin	2	0	0	0	0
Nick Ricci	9	0	0	0	2
Rob Holland	10	0	0	0	0

GAMES

DATE	RESULT	SCORE	OPPONENT	DATE	RESULT	SCORE	OPPONENT
Oct. 9	L	4-7	Philadelphia	Jan. 13	L	3-6	NY Islanders
Oct. 11	W	5-4	WINNIPEG	Jan. 14	W	6-3	ST. LOUIS
Oct. 12	W	6-3	NY Rangers	Jan. 17	W	5-4	LOS ANGELES
Oct. 15	L	2-5	HARTFORD	Jan. 21	L	0-5	PHILADELPHIA
Oct. 18	L	2-4	BUFFALO	Jan. 24	W	4-3	CALGARY
Oct. 21	L	5-8	Toronto	Jan. 27	L	1-7	St. Louis
Oct. 22	W	9-3	ST. LOUIS	Jan. 28	W	3-1	MINNESOTA
Oct. 25	L	2-8	CALGARY	Jan. 31	T	4-4	WASHINGTON
Oct. 29	T	1-1	Buffalo	Feb. 2	L	4-8	Chicago
Oct. 31	W	6-5	Winnipeg	Feb. 4	W	3-2	Winnipeg
Nov. 1	L	3-6	Minnesota	Feb. 6	L	4-6	Colorado
Nov. 3	T	4-4	Edmonton	Feb. 7	L	4-5	Calgary
Nov. 5	L	1-2	TORONTO	Feb. 12	W	5-3	NY ISLANDERS
Nov. 8	W	5-3	DETROIT	Feb. 14	T	2-2	VANCOUVER
Nov. 9	L	4-7	Boston	Feb. 17	L	1-4	Philadelphia
Nov. 12	L	1-3	WASHINGTON	Feb. 19	W	6-2	HARTFORD
Nov. 14	T	3-3	NY Rangers	Feb. 21	L	1-6	BUFFALO
Nov. 15	L	4-7	BOSTON	Feb. 22	W	9-4	COLORADO
Nov. 19	L	2-3	MINNESOTA	Feb. 25	W	4-3	WINNIPEG
Nov. 22	W	4-2	COLORADO	Feb. 26	W	7-5	Washington
Nov. 26	L	4-7	VANCOUVER	Feb. 28	W	6-4	NY RANGERS
Nov. 27	T	3-3	Boston	Mar. 2	W	5-4	Quebec
Nov. 29	L	2-4	NY RANGERS	Mar. 4	W	6-5	LOS ANGELES
Dec. 3	T	4-4	Toronto	Mar. 7	L	5-8	Minnesota
Dec. 4	W	3-2	Montreal	Mar. 8	W	6-4	EDMONTON
Dec. 6	W	6-4	CHICAGO	Mar. 11	L	1-2	MONTREAL
Dec. 7	L	1-10	Buffalo	Mar. 14	T	3-3	QUEBEC
Dec. 10	W	4-3	MONTREAL	Mar. 16	L	6-7	Edmonton
Dec. 12	W	6-2	Washington	Mar. 17	L	3-4	Vancouver
Dec. 13	L	5-6	PHILADELPHIA	Mar. 19	T	4-4	Los Angeles
Dec. 17	T	3-3	Los Angeles	Mar. 21	W	3-1	Colorado
Dec. 19	L	4-10	Vancouver	Mar. 25	W	5-2	TORONTO
Dec. 20	T	3-3	Calgary	Mar. 28	T	4-4	NY Islanders
Dec. 23	L	3-6	St. Louis	Mar. 29	L	2-5	EDMONTON
Dec. 26	L	7-9	Hartford	Mar. 31	L	1-5	Quebec
Dec. 27	W	6-4	QUEBEC	Apr. 2	T	1-1	Detroit
Dec. 31	L	1-3	Detroit	Apr. 4	L	2-5	BOSTON
Jan. 3	W	6-4	DETROIT	Apr. 5	W	5-4	Hartford
Jan. 4	L	2-3	Chicago				
Jan. 7	W	7-3	NY ISLANDERS				
Jan. 8	L	2-4	Montreal				
Jan. 10	L	3-5	CHICAGO				

Home games in all CAPS

30-37-13, 3RD, NORRIS DIVISION

1981-82

HIGHLIGHTS

- Michel Dion is named the starting goaltender in the NHL All-Star Game.
- Pittsburgh breaks the New York Islanders' then NHL-record 15-game winning streak with a 4-3 victory on Feb. 21.
- Mike Bullard's 37 goals are the most by a Penguins rookie.
- Paul Baxter sets a team record with 409 penalty minutes.

TRANSACTIONS

June 29, 1981 - Obtained Pat Boutette and Kevin McClelland from Hartford as compensation for Hartford signing free agent Greg Millen.

Dec. 29, 1981 - Obtained Rick MacLeish from Hartford for Russ Anderson.

Feb. 14, 1982 - Obtained Gary Edwards from St. Louis for an eighth-round choice in the 1984 NHL Draft.

GOALTENDERS

GOALIE	W-L-T	GP	MP	GA	SO	GAA
Gary Edwards	3-2-1	6	360	22	1	3.67
Michel Dion	25-24-12	62	3580	226	0	3.79
Nick Ricci	0-3-0	3	160	14	0	5.25
Paul Harrison	3-7-0	13	700	64	0	5.49
TOTALS	31-36-13	80	4800	337	1	4.21

SCORING

PLAYERS	GP	G	A	PTS	PIM
Rick Kehoe	71	33	52	85	8
Randy Carlyle	73	11	64	75	131
Pat Boutette	80	23	51	74	230
Paul Gardner	59	36	33	69	28
Mike Bullard	75	37	27	64	91
George Ferguson	71	22	31	53	45
Rick MacLeish	74	19	28	47	44
Paul Baxter	76	9	34	43	409
Greg Malone	78	15	24	39	125
Pat Price	77	7	31	38	322
Peter Lee	74	18	16	34	98
Doug Shedden	38	10	15	25	12
Gregg Sheppard	58	11	10	21	35
Mark Johnson	46	10	11	21	30
Rod Schutt	35	9	12	21	42
Ron Stackhouse	76	2	19	21	102
Andre St. Laurent	34	10	9	19	32
Bob Simpson	26	9	9	18	4
Steve Gatzos	16	6	8	14	14
Pat Graham	42	6	8	14	55
Mario Faubert	14	4	8	12	14
Greg Hotham	28	4	6	10	16
Jim Hamilton	11	5	3	8	2
Paul Mulvey	27	1	7	8	76
Marc Chorney	60	1	6	7	63
Kevin McClelland	10	1	4	5	4
Randy Boyd	23	0	2	2	49
Russ Anderson	31	0	1	1	98
Michel Dion	62	0	1	1	4
Dave Hannan	1	0	0	0	0
Bennett Wolf	1	0	0	0	2
Nick Ricci	3	0	0	0	0
Tony Feltrin	5	0	0	0	4
Gary Edwards	6	0	0	0	2
Paul Harrison	13	0	0	0	0
Gary Rissling	16	0	0	0	55
Bench					10

GAMES

DATE	RESULT	SCORE	OPPONENT	DATE	RESULT	SCORE	OPPONENT
Oct. 6	L	2-6	St. Louis	Jan. 13	L	1-6	Winnipeg
Oct. 7	T	5-5	Chicago	Jan. 16	L	0-4	Calgary
Oct. 10	W	2-1	QUEBEC	Jan. 17	T	3-3	Vancouver
Oct. 11	L	2-8	Philadelphia	Jan. 20	W	5-4	BOSTON
Oct. 14	L	1-4	NY ISLANDERS	Jan. 21	L	1-6	NY Islanders
Oct. 17	W	5-2	MINNESOTA	Jan. 23	T	5-5	PHILADELPHIA
Oct. 18	L	2-3	Detroit	Jan. 26	L	2-9	NY Islanders
Oct. 20	W	5-3	COLORADO	Jan. 27	L	3-6	NY ISLANDERS
Oct. 22	T	3-3	Calgary	Jan. 30	W	2-1	WINNIPEG
Oct. 23	L	3-8	Edmonton	Jan. 31	L	3-8	Washington
Oct. 25	W	6-4	Vancouver	Feb. 3	L	6-9	MINNESOTA
Oct. 28	L	3-5	TORONTO	Feb. 6	L	4-6	WASHINGTON
Oct. 29	L	4-6	Philadelphia	Feb. 7	L	4-5	Philadelphia
Oct. 31	W	3-1	BUFFALO	Feb. 10	T	3-3	HARTFORD
Nov. 4	W	6-3	NY RANGERS	Feb. 11	L	2-4	Montreal
Nov. 7	W	7-2	PHILADELPHIA	Feb. 13	T	3-3	LOS ANGELES
Nov. 11	W	3-2	Washington	Feb. 16	L	2-6	NY Islanders
Nov. 14	T	3-3	Boston	Feb. 17	L	3-5	NY RANGERS
Nov. 18	W	6-1	ST. LOUIS	Feb. 20	W	6-5	PHILADELPHIA
Nov. 20	T	3-3	TORONTO	Feb. 21	W	4-3	NY ISLANDERS
Nov. 21	L	5-9	Montreal	Feb. 25	L	2-4	NY Islanders
Nov. 24	W	7-1	Quebec	Feb. 27	L	1-4	EDMONTON
Nov. 25	W	2-1	MONTREAL	Feb. 28	W	4-2	NY Rangers
Nov. 28	W	5-3	DETROIT	Mar. 3	L	2-3	BOSTON
Dec. 2	W	4-2	WINNIPEG	Mar. 6	W	6-4	Quebec
Dec. 5	L	1-3	St. Louis	Mar. 7	T	4-4	CALGARY
Dec. 6	L	4-7	Buffalo	Mar. 10	W	7-2	Washington
Dec. 9	L	1-4	PHILADELPHIA	Mar. 13	W	6-2	COLORADO
Dec. 12	W	7-4	WASHINGTON	Mar. 15	L	3-4	Minnesota
Dec. 14	L	4-5	NY Rangers	Mar. 17	L	4-10	Edmonton
Dec. 16	W	7-6	LOS ANGELES	Mar. 20	L	5-7	Los Angeles
Dec. 19	T	3-3	NY RANGERS	Mar. 21	W	6-0	Colorado
Dec. 20	L	1-3	Philadelphia	Mar. 24	L	2-7	NY RANGERS
Dec. 23	T	4-4	Toronto	Mar. 27	T	3-3	CHICAGO
Dec. 26	L	5-7	BUFFALO	Mar. 28	W	6-5	Washington
Dec. 27	L	3-5	NY Rangers	Mar. 31	T	4-4	WASHINGTON
Dec. 30	W	6-2	WASHINGTON	Apr. 2	W	7-5	NY Rangers
Jan. 2	W	9-4	HARTFORD	Apr. 4	W	7-2	NY ISLANDERS
Jan. 3	W	6-4	Hartford				
Jan. 6	L	3-6	Chicago				
Jan. 7	L	4-5	Detroit				
Jan. 9	W	4-3	VANCOUVER				

Home games in all CAPS

31-36-13, 4TH, PATRICK DIVISION

1982-83

HIGHLIGHTS

- Pat Boutette records hat tricks on Oct. 12 vs. Vancouver and Oct. 27 vs. Washington.
- Denis Herron records his fourth shutout as a Penguin in a 0-0 tie with Philadelphia on Dec. 4.
- Rick Kehoe is named to the Prince of Wales Conference All-Star Team.

TRANSACTIONS

- Sept. 15, 1982** - Obtained Denis Herron from Montreal for a third-round choice in the 1985 NHL Draft.
- Oct. 28, 1982** - Obtained Ron Meighan and Anders Hakansson from Minnesota for George Ferguson and a first-round choice in the 1983 NHL Draft.
- Nov. 8, 1982** - Obtained Stan Jonathan from Boston for future considerations.

GOALTENDERS

GOALIE	W-L-T	GP	MP	GA	SO	GAA
Michel Dion	12-30-4	49	2791	198	0	4.26
Denis Herron	5-18-5	31	1707	151	1	5.31
Nick Ricci	1-2-0	3	147	16	0	6.53
Roberto Romano	0-3-0	3	155	18	0	6.97
TOTALS	18-53-9	80	4800	394	1	4.93

SCORING

PLAYERS	GP	G	A	PTS	PIM
Doug Shedden	80	24	43	67	54
Rick Kehoe	75	29	36	65	12
Greg Malone	80	17	44	61	82
Pat Boutette	80	27	29	56	152
Randy Carlyle	61	15	41	56	110
Paul Gardner	70	28	27	55	12
Mike Bullard	57	22	22	44	60
Dave Hannan	74	11	22	33	127
Paul Baxter	75	11	21	32	238
Greg Hotham	58	2	30	32	39
Peter Lee	63	13	13	26	10
Andre St. Laurent	70	13	9	22	105
Anders Hakansson	67	9	12	21	35
Randy Boyd	56	4	14	18	71
Steve Gatzos	44	6	7	13	52
Pat Price	38	1	11	12	104
Kevin McClelland	38	5	4	9	73
Gary Rissling	40	5	4	9	128
Marc Chorney	67	3	5	8	66
Ron Meighan	41	2	6	8	16
Tony Feltrin	32	3	3	6	40
Pat Graham	20	1	5	6	16
Tim Hrynewich	30	2	3	5	48
Doug Lecuyer	12	1	4	5	12
Rick MacLeish	6	0	5	5	2
Rod Buskas	41	2	2	4	102
Stan Jonathan	20	0	3	3	13
Jim Hamilton	5	0	2	2	2
Michel Dion	49	0	2	2	8
Bob Simpson	4	1	0	1	0
Denis Herron	31	0	1	1	14
Rob Garner	1	0	0	0	0
Brian Lundberg	1	0	0	0	2
Nick Ricci	3	0	0	0	0
Roberto Romano	3	0	0	0	0
Rich Sutter	4	0	0	0	0
Rod Schutt	5	0	0	0	0
Bennett Wolf	5	0	0	0	37
George Ferguson	7	0	0	0	2
Ian Turnbull	7	0	0	0	4
Bench					20

GAMES

DATE	RESULT	SCORE	OPPONENT	DATE	RESULT	SCORE	OPPONENT
Oct. 5	T	3-3	New Jersey	Jan. 12	L	0-7	MINNESOTA
Oct. 9	L	3-5	NY RANGERS	Jan. 13	L	1-8	Philadelphia
Oct. 10	L	3-4	Boston	Jan. 15	L	7-8	MONTREAL
Oct. 12	W	5-4	VANCOUVER	Jan. 19	T	1-1	NEW JERSEY
Oct. 14	L	0-9	NY Islanders	Jan. 22	L	3-7	QUEBEC
Oct. 16	L	5-6	NEW JERSEY	Jan. 24	L	2-8	Toronto
Oct. 20	L	3-5	ST. LOUIS	Jan. 26	L	2-6	WASHINGTON
Oct. 21	L	4-8	Quebec	Jan. 28	L	2-7	Washington
Oct. 23	W	4-2	PHILADELPHIA	Jan. 29	L	1-2	NY RANGERS
Oct. 27	W	7-5	WASHINGTON	Jan. 31	L	2-3	New Jersey
Oct. 28	L	2-9	Philadelphia	Feb. 2	L	4-7	Chicago
Oct. 30	L	1-4	CALGARY	Feb. 4	L	4-6	Winnipeg
Oct. 31	L	2-6	NY Rangers	Feb. 5	L	4-7	Calgary
Nov. 2	W	3-1	NY Islanders	Feb. 9	L	2-6	VANCOUVER
Nov. 4	T	4-4	New Jersey	Feb. 10	L	3-7	Boston
Nov. 6	L	2-6	Los Angeles	Feb. 12	W	6-4	LOS ANGELES
Nov. 10	W	5-4	EDMONTON	Feb. 15	L	3-7	DETROIT
Nov. 13	L	1-3	CALGARY	Feb. 17	L	1-4	NY Islanders
Nov. 14	T	6-6	Buffalo	Feb. 19	L	7-10	EDMONTON
Nov. 17	W	4-3	HARTFORD	Feb. 21	L	2-4	Toronto
Nov. 20	W	4-3	BOSTON	Feb. 23	W	6-4	WINNIPEG
Nov. 24	W	4-3	TORONTO	Feb. 24	L	3-6	Philadelphia
Nov. 26	T	6-6	Minnesota	Feb. 26	W	5-4	NEW JERSEY
Nov. 27	L	3-5	St. Louis	Feb. 28	L	3-9	NY Rangers
Dec. 1	L	2-4	CHICAGO	Mar. 1	T	3-3	NY RANGERS
Dec. 2	L	4-5	Washington	Mar. 4	L	2-10	Buffalo
Dec. 4	T	0-0	PHILADELPHIA	Mar. 6	L	3-5	PHILADELPHIA
Dec. 8	W	4-2	BUFFALO	Mar. 10	L	3-4	NY ISLANDERS
Dec. 11	L	4-7	QUEBEC	Mar. 12	W	7-2	Hartford
Dec. 12	L	3-4	Philadelphia	Mar. 13	L	3-4	CHICAGO
Dec. 15	T	4-4	DETROIT	Mar. 16	L	2-3	Minnesota
Dec. 18	L	1-3	WASHINGTON	Mar. 19	W	7-4	Los Angeles
Dec. 20	L	3-6	NY Rangers	Mar. 21	L	3-7	Vancouver
Dec. 21	W	3-2	Hartford	Mar. 26	T	4-4	Washington
Dec. 23	L	4-6	Detroit	Mar. 27	L	1-4	NY ISLANDERS
Dec. 26	W	4-3	NY RANGERS	Mar. 30	W	3-2	MONTREAL
Dec. 28	L	3-6	Washington	Apr. 2	L	3-6	NY Islanders
Dec. 29	L	5-6	ST. LOUIS	Apr. 3	L	3-5	NEW JERSEY
Jan. 1	W	2-1	NY ISLANDERS				
Jan. 2	L	1-5	Montreal				
Jan. 7	L	2-7	Edmonton				
Jan. 9	L	3-4	Winnipeg				

Home games in all CAPS

18-53-9, 6TH, PATRICK DIVISION

1983-84

HIGHLIGHTS

- Lou Angotti is named head coach on July 20.
- Mike Bullard records 51 goals, the fourth Penguin to hit the 50-goal mark.

TRANSACTIONS

Oct. 23, 1983 - Obtained Andy Brickley, Ron Flockhart, Mark Taylor and a first-round choice in the 1984 NHL Draft from Philadelphia for Rich Sutter and second- and third-round choices in the 1984 NHL Draft.

Dec. 5, 1983 - Obtained Tom Roulston from Edmonton for Kevin McClelland and a sixth-round choice in the 1984 NHL Draft.

Mar. 5, 1984 - Obtained Moe Mantha and a first-round choice in the 1984 NHL Draft from Winnipeg for Randy Carlyle.

GOALTENDERS

GOALIE	W-L-T	GP	MP	GA	SO	GAA
Denis Herron	8-24-2	38	2028	138	1	4.08
Roberto Romano	6-11-0	18	1020	78	1	4.59
Michel Dion	2-19-4	30	1553	138	0	5.33
Vincent Tremblay	0-4-0	4	240	24	0	6.00
TOTALS	16-58-6	80	4800	390	2	4.68

SCORING

PLAYERS	GP	G	A	PTS	PIM
Mike Bullard	76	51	41	92	57
Doug Shedden	67	22	35	57	20
Mark Taylor	60	24	31	55	24
Ron Flockhart	76	27	21	48	44
Rick Kehoe	57	18	27	45	8
Tom Roulston	77	16	24	40	24
Pat Boutette	73	14	26	40	142
Andy Brickley	50	18	20	38	9
Kevin McCarthy	78	6	30	36	113
Greg Hotham	76	5	25	30	59
Randy Carlyle	50	3	23	26	82
Bob Errey	65	9	13	22	29
Norm Schmidt	34	6	12	18	12
Bryan Maxwell	48	3	15	18	111
Gary Rissling	47	4	13	17	297
Tom O'Regan	51	4	10	14	8
Greg Fox	73	2	10	12	97
Tim Hrynewich	25	4	5	9	34
Marty McSorley	72	2	7	9	224
Tom Thornbury	14	1	8	9	16
Warren Young	15	1	7	8	19
Steve Gatzos	23	3	3	6	15
Kevin McClelland	24	2	4	6	62
Rod Buskas	47	2	4	6	60
Bob Gladney	13	1	5	6	2
Ted Bulley	26	3	2	5	12
Dave Hannan	24	2	3	5	33
Paul Gardner	16	0	5	5	6
Jim Hamilton	11	2	2	4	4
Rod Schutt	11	1	3	4	4
Rocky Saganiuk	29	1	3	4	37
Darren Lowe	8	1	2	3	0
Andre St. Laurent	8	2	0	2	21
Mitch Lamoureux	8	1	1	2	6
Tim Tookey	8	0	2	2	2
Dean DeFazio	22	0	2	2	28
Greg Tebbutt	24	0	2	2	31
Marc Chorney	4	0	1	1	8
Phil Bourque	5	0	1	1	12
Randy Boyd	5	0	1	1	6
Michel Dion	30	0	1	1	2
Grant Sasser	3	0	0	0	0
Vincent Tremblay	4	0	0	0	0
Rich Sutter	5	0	0	0	0
Todd Charlesworth	10	0	0	0	8
Troy Loney	13	0	0	0	9
Roberto Romano	18	0	0	0	0
Denis Herron	38	0	0	0	21
Bench					14

GAMES

DATE	RESULT	SCORE	OPPONENT	DATE	RESULT	SCORE	OPPONENT
Oct. 4	L	3-5	St. Louis	Jan. 14	L	3-7	Boston
Oct. 8	L	1-6	NY RANGERS	Jan. 15	L	0-2	Chicago
Oct. 9	L	1-7	Philadelphia	Jan. 18	L	4-5*	WINNIPEG
Oct. 12	L	3-4*	WINNIPEG	Jan. 20	W	6-3	NY Rangers
Oct. 14	W	4-0	Washington	Jan. 21	L	2-3	WASHINGTON
Oct. 15	L	4-6	HARTFORD	Jan. 25	L	3-6	NY RANGERS
Oct. 18	L	1-3	BUFFALO	Jan. 28	L	2-5	Montreal
Oct. 22	L	1-6	BOSTON	Jan. 29	L	3-7	Buffalo
Oct. 25	L	0-1	WASHINGTON	Feb. 1	W	4-0	MINNESOTA
Oct. 27	W	4-2	Chicago	Feb. 4	L	5-6	NY Islanders
Oct. 29	L	1-3	PHILADELPHIA	Feb. 5	L	4-5	NY ISLANDERS
Oct. 30	W	5-3	New Jersey	Feb. 8	L	5-6*	BUFFALO
Nov. 2	W	6-3	Winnipeg	Feb. 9	L	3-9	Detroit
Nov. 3	T	3-3*	Calgary	Feb. 11	W	3-2	NEW JERSEY
Nov. 5	L	3-7	Edmonton	Feb. 13	L	1-6	Quebec
Nov. 8	T	4-4*	CALGARY	Feb. 16	L	3-10	Calgary
Nov. 11	L	5-6	NY ISLANDERS	Feb. 17	W	4-1	Vancouver
Nov. 12	W	4-2	NY Islanders	Feb. 19	L	3-7	Edmonton
Nov. 16	L	2-3	TORONTO	Feb. 22	L	2-9	EDMONTON
Nov. 19	T	4-4*	ST. LOUIS	Feb. 25	T	3-3*	CHICAGO
Nov. 20	L	4-5*	Philadelphia	Feb. 26	L	3-4*	NY Rangers
Nov. 23	W	4-1	NEW JERSEY	Feb. 29	L	5-9	VANCOUVER
Nov. 25	L	2-5	Detroit	Mar. 1	L	1-9	Washington
Nov. 26	L	4-7	DETROIT	Mar. 3	W	4-3	LOS ANGELES
Nov. 29	L	4-6	Minnesota	Mar. 5	L	2-5	WASHINGTON
Dec. 1	L	4-6	MINNESOTA	Mar. 6	L	5-6	New Jersey
Dec. 3	L	3-6	PHILADELPHIA	Mar. 8	L	6-8	QUEBEC
Dec. 6	L	3-5	BOSTON	Mar. 11	L	4-6	NY ISLANDERS
Dec. 11	T	3-3*	MONTREAL	Mar. 13	L	3-4	Vancouver
Dec. 13	W	3-2	HARTFORD	Mar. 14	L	6-7	Los Angeles
Dec. 15	L	1-3	Montreal	Mar. 17	W	4-2	Hartford
Dec. 17	L	5-6	LOS ANGELES	Mar. 21	W	3-1	TORONTO
Dec. 18	T	3-3*	Toronto	Mar. 22	L	4-13	Philadelphia
Dec. 20	L	3-11	NY Islanders	Mar. 24	L	0-6	Washington
Dec. 21	L	1-6	NY Rangers	Mar. 25	L	3-4	WASHINGTON
Dec. 23	W	6-5*	New Jersey	Mar. 28	L	3-5	PHILADELPHIA
Dec. 26	W	7-4	NY RANGERS	Mar. 29	L	4-6	NY Rangers
Dec. 31	L	0-2	St. Louis	Apr. 1	L	1-2	NY ISLANDERS
Jan. 3	L	5-7	PHILADELPHIA				
Jan. 6	L	1-3	New Jersey				
Jan. 7	L	4-7	NEW JERSEY				
Jan. 10	L	1-7	Quebec				

* - Overtime

Home games in all CAPS

16-58-6, 6TH, PATRICK DIVISION

1984-85

HIGHLIGHTS

- Bob Berry is named head coach on June 4.
- The Penguins draft Mario Lemieux, Doug Bodger and Roger Belanger in the first round of the 1984 NHL Draft on June 9, marking the first time the team selected more than one player in the first round. Lemieux is also the first Penguin to be drafted first overall.
- Mario Lemieux records three points (2G-1A) and is named MVP of the NHL All-Star Game in Calgary.
- Mario Lemieux becomes just the third rookie in NHL history to record 100 points (43G-57A), wins the Calder Trophy as Rookie of the Year, and is named to the All-Rookie Team.
- Mario Lemieux and Warren Young each record 40 goals, the first time two Penguins rookies reach the mark.
- Warren Young is also named to the All-Rookie Team.

TRANSACTIONS

Oct. 11, 1984 - Obtained Randy Hillier from Boston for a fourth-round choice in the 1985 NHL Draft.

Nov. 16, 1984 - Obtained Ville Siren from Hartford for Pat Boutette.

GOALTENDERS

GOALIE	W-L-T	GP	MP	GA	SO	GAA
Roberto Romano	9-17-2	31	1629	120	1	4.42
Denis Herron	10-22-3	42	2193	169	1	4.62
Michel Dion	3-6-0	10	553	43	0	4.67
Brian Ford	2-6-0	8	457	48	0	6.30
TOTALS	24-51-5	80	4832	385	2	4.78

SCORING

PLAYERS	GP	G	A	PTS	PIM
Mario Lemieux	73	43	57	100	54
Warren Young	80	40	32	72	176
Doug Shedden	80	35	32	67	30
Mike Bullard	68	32	31	63	75
John Chabot	77	9	51	60	14
Wayne Babych	65	20	34	54	35
Moe Mantha	71	11	40	51	54
Doug Bodger	65	5	26	31	67
Andy Brickley	45	7	15	22	10
Randy Hillier	45	2	19	21	56
Mitch Lamoureux	62	11	8	19	53
Gary Rissling	56	10	9	19	209
Kevin McCarthy	64	9	10	19	30
Troy Loney	46	10	8	18	59
Mark Taylor	47	7	10	17	19
Dave Hannan	30	6	7	13	43
Bruce Crowder	26	4	7	11	23
Joe McDonnell	40	2	9	11	20
Rod Buskas	69	2	7	9	191
Todd Charlesworth	67	1	8	9	31
Roger Belanger	44	3	5	8	32
Wally Weir	48	2	6	8	90
Bryan Maxwell	44	0	8	8	57
Jim McGeough	25	3	4	7	16
Greg Fox	26	2	5	7	26
Arto Javanainen	14	4	1	5	2
Ron Flockhart	12	0	5	5	4
Pat Boutette	14	1	3	4	24
Jim Hamilton	11	2	1	3	0
Steve Gatzos	6	0	2	2	2
Rick Kehoe	6	0	2	2	0
Greg Hotham	11	0	2	2	4
Bob Errey	16	0	2	2	7
Michel Dion	10	0	1	1	0
Bob Geale	1	0	0	0	2
Tom O'Regan	1	0	0	0	0
Petteri Lehto	6	0	0	0	4
Mike Rowe	6	0	0	0	7
Brian Ford	8	0	0	0	0
Marty McSorley	15	0	0	0	15
Roberto Romano	31	0	0	0	2
Denis Herron	42	0	0	0	4

GAMES

DATE	RESULT	SCORE	OPPONENT
Oct. 11	L	3-4	Boston
Oct. 13	L	3-4	Montreal
Oct. 17	W	4-3	VANCOUVER
Oct. 20	W	3-1	PHILADELPHIA
Oct. 21	L	2-4	Philadelphia
Oct. 24	L	2-5	NEW JERSEY
Oct. 27	W	6-5	MONTREAL
Oct. 30	W	4-3	DETROIT
Oct. 31	W	7-6	New Jersey
Nov. 3	L	5-7	NY RANGERS
Nov. 6	T	3-3*	EDMONTON
Nov. 8	L	2-6	ST. LOUIS
Nov. 10	L	4-5	NY Islanders
Nov. 14	W	4-3*	Winnipeg
Nov. 16	L	6-7	Vancouver
Nov. 17	L	3-5	Los Angeles
Nov. 21	T	3-3*	WASHINGTON
Nov. 22	L	3-9	Hartford
Nov. 24	L	3-5	NEW JERSEY
Nov. 27	T	2-2*	BUFFALO
Nov. 29	L	3-6	CHICAGO
Dec. 1	L	1-3	Philadelphia
Dec. 2	L	1-9	Washington
Dec. 5	W	7-4	ST. LOUIS
Dec. 7	W	4-3*	NY Rangers
Dec. 8	W	6-4	CALGARY
Dec. 12	W	4-3	NY ISLANDERS
Dec. 15	W	5-2	Toronto
Dec. 19	L	2-3	NEW JERSEY
Dec. 21	W	4-2	PHILADELPHIA
Dec. 22	L	2-5	NY Islanders
Dec. 26	W	6-5	NY ISLANDERS
Dec. 28	W	4-0	HARTFORD
Dec. 29	L	2-10	Quebec
Dec. 31	T	4-4*	Detroit
Jan. 2	W	2-1	Toronto
Jan. 4	L	2-7	Buffalo
Jan. 5	L	3-8	QUEBEC
Jan. 9	W	7-4	VANCOUVER
Jan. 12	W	4-3	EDMONTON
Jan. 16	L	4-5	WASHINGTON
Jan. 17	L	2-6	Washington

DATE	RESULT	SCORE	OPPONENT
Jan. 19	W	5-4	CHICAGO
Jan. 21	L	6-7	Winnipeg
Jan. 23	L	3-4	Minnesota
Jan. 25	T	6-6*	Calgary
Jan. 26	L	3-6	Edmonton
Jan. 30	L	5-6	TORONTO
Feb. 2	L	0-4	NY ISLANDERS
Feb. 7	L	3-6	New Jersey
Feb. 9	L	1-4	NY Islanders
Feb. 10	L	3-4	LOS ANGELES
Feb. 14	L	4-5	Chicago
Feb. 16	L	1-8	QUEBEC
Feb. 18	L	2-8	Philadelphia
Feb. 20	W	6-3	CALGARY
Feb. 22	L	3-8	NY RANGERS
Feb. 23	W	3-1	Minnesota
Feb. 25	L	4-5	MINNESOTA
Feb. 27	L	4-6	WINNIPEG
Mar. 2	W	5-4	NY RANGERS
Mar. 3	L	3-7	NY Rangers
Mar. 5	L	0-6	Los Angeles
Mar. 7	L	1-5	St. Louis
Mar. 9	W	6-5*	Boston
Mar. 10	L	4-11	Philadelphia
Mar. 13	L	3-7	BOSTON
Mar. 16	W	5-0	NY RANGERS
Mar. 17	L	3-4	Hartford
Mar. 19	L	3-5	PHILADELPHIA
Mar. 22	L	1-3	Buffalo
Mar. 24	L	3-7	Washington
Mar. 26	L	4-5	NY Rangers
Mar. 27	W	4-3	NEW JERSEY
Mar. 30	L	4-6	New Jersey
Mar. 31	L	2-4	MONTREAL
Apr. 2	L	3-4	NY Islanders
Apr. 3	L	2-3	DETROIT
Apr. 6	L	4-7	WASHINGTON
Apr. 7	L	3-7	Washington

* - Overtime

Home games in all CAPS

24-51-5, 6TH, PATRICK DIVISION

1985-86

HIGHLIGHTS

- Mario Lemieux records his first career hat trick on Dec. 31 at St. Louis with four goals.
- Lemieux records a 28-game point streak from Jan. 11 through Mar. 15, recording 59 points (21G-38A) in that span.
- Pittsburgh ties the Russian Dynamo, 3-3, on Jan. 4 before a sellout crowd.
- Lemieux records his 100th point of the season on Feb. 15, becoming the first Penguin to record back-to-back 100 point seasons.

TRANSACTIONS

Sept. 10, 1985 - Obtained Gilles Meloche from Edmonton for Tim Hrynewich and Marty McSorley.

Oct. 4, 1985 - Obtained Randy Cunneynworth and Mike Moller from Buffalo for Pat Hughes.

Mar. 11, 1986 - Obtained Ron Duguay from Detroit for Doug Shedden.

GOALTENDERS

GOALIE	W-L-T	GP	MP	GA	SO	GAA
Roberto Romano	21-20-3	46	2683	159	2	3.55
Gilles Meloche	13-15-5	34	1989	119	0	3.59
Denis Herron	0-3-0	3	180	14	0	4.67
TOTALS	34-38-8	80	4852	305	2	3.77

SCORING

PLAYERS	GP	G	A	PTS	PIM
Mario Lemieux	79	48	93	141	43
Mike Bullard	77	41	42	83	69
Moe Mantha	78	15	52	67	102
Doug Shedden	67	32	34	66	32
Terry Ruskowski	72	26	37	63	167
Ron Duguay	80	25	36	61	32
Randy Cunneynworth	75	15	30	45	74
John Chabot	77	14	31	45	6
Doug Bodger	79	4	33	37	63
Dave Hannan	75	17	18	35	91
Willy Lindstrom	71	14	17	31	30
Mike Blaisdell	66	15	14	29	36
Norm Schmidt	66	15	14	29	57
Jim Johnson	80	3	26	29	115
Craig Simpson	76	11	17	28	49
Dan Frawley	69	10	11	21	174
Bob Errey	37	11	6	17	8
Ville Siren	60	4	8	12	32
Troy Loney	47	3	9	12	95
Rod Buskas	72	2	7	9	159
Jim McGeough	17	3	2	5	8
Chris Dahlquist	5	1	2	3	2
Tom O'Regan	9	1	2	3	2
Randy Hillier	28	0	3	3	53
Ted Nolan	18	1	1	2	34
Dwight Mathieson	4	1	0	1	2
Todd Charlesworth	2	0	1	1	0
Gilles Meloche	34	0	1	1	2
Roberto Romano	46	0	1	1	4
Wayne Babych	2	0	0	0	0
Denis Herron	3	0	0	0	0
Joe McDonnell	3	0	0	0	2
Mike Rowe	3	0	0	0	4
Phil Bourque	4	0	0	0	2
Tom Roulston	5	0	0	0	2

GAMES

DATE	RESULT	SCORE	OPPONENT	DATE	RESULT	SCORE	OPPONENT
Oct. 10	L	3-5	MONTREAL	Jan. 11	T	3-3*	BUFFALO
Oct. 12	L	2-4	PHILADELPHIA	Jan. 15	W	6-3	NY ISLANDERS
Oct. 15	W	3-2	MINNESOTA	Jan. 18	W	5-2	St. Louis
Oct. 16	T	5-5*	Chicago	Jan. 19	W	3-2	MINNESOTA
Oct. 19	L	3-4	Quebec	Jan. 22	W	7-4	Edmonton
Oct. 23	W	5-4	Toronto	Jan. 24	L	3-4	Vancouver
Oct. 24	W	6-4	TORONTO	Jan. 25	L	2-5	Calgary
Oct. 26	T	4-4*	QUEBEC	Jan. 28	T	2-2*	PHILADELPHIA
Oct. 29	L	3-4	HARTFORD	Jan. 29	W	4-1	New Jersey
Oct. 30	L	3-6	Detroit	Feb. 1	L	3-4	NY Islanders
Nov. 2	T	4-4*	Montreal	Feb. 2	L	2-3	Boston
Nov. 4	L	2-4	NY RANGERS	Feb. 8	W	4-0	NEW JERSEY
Nov. 6	L	1-4	WASHINGTON	Feb. 12	W	8-1	WASHINGTON
Nov. 8	L	3-5	New Jersey	Feb. 15	W	9-4	VANCOUVER
Nov. 9	W	3-1	CHICAGO	Feb. 16	T	5-5*	New Jersey
Nov. 13	W	6-3	Vancouver	Feb. 19	W	5-2	WINNIPEG
Nov. 16	L	3-4*	Los Angeles	Feb. 21	W	7-3	Detroit
Nov. 19	L	3-4	Washington	Feb. 22	L	3-5	ST. LOUIS
Nov. 20	L	1-3	WASHINGTON	Feb. 24	W	6-5*	LOS ANGELES
Nov. 22	W	8-1	WINNIPEG	Feb. 26	W	5-2	BUFFALO
Nov. 24	L	4-7	Philadelphia	Feb. 27	L	3-8	NY Rangers
Nov. 27	W	7-1	TORONTO	Mar. 1	W	5-1	HARTFORD
Nov. 30	W	5-4	NY RANGERS	Mar. 4	L	3-6	Calgary
Dec. 2	W	6-0	NY Rangers	Mar. 7	L	3-5	Edmonton
Dec. 4	W	5-2	DETROIT	Mar. 9	L	3-5	Winnipeg
Dec. 6	W	3-1	Buffalo	Mar. 11	L	3-5	Washington
Dec. 7	L	1-5	NEW JERSEY	Mar. 12	L	2-5	BOSTON
Dec. 10	L	4-7	NY Islanders	Mar. 15	T	2-2*	NY RANGERS
Dec. 11	T	4-4*	NY ISLANDERS	Mar. 17	L	3-5	WASHINGTON
Dec. 14	L	4-5	Hartford	Mar. 19	W	7-3	New Jersey
Dec. 15	W	5-2	NY Rangers	Mar. 20	L	1-5	Philadelphia
Dec. 17	W	4-3	CALGARY	Mar. 22	W	7-4	Quebec
Dec. 19	W	4-3*	Minnesota	Mar. 26	L	3-8	EDMONTON
Dec. 21	L	2-4	PHILADELPHIA	Mar. 29	L	3-4	Montreal
Dec. 22	L	2-3*	Philadelphia	Apr. 1	L	3-5	Washington
Dec. 26	W	4-3	BOSTON	Apr. 2	L	2-7	NY ISLANDERS
Dec. 28	L	2-4	NY ISLANDERS	Apr. 5	L	3-4*	PHILADELPHIA
Dec. 31	W	8-4	St. Louis	Apr. 6	W	5-4*	NY Rangers
Jan. 1	L	4-7	Chicago				
Jan. 6	W	4-3	NEW JERSEY				
Jan. 8	W	7-3	LOS ANGELES				
Jan. 9	L	0-9	NY Islanders				

* - Overtime

Home games in all CAPS

34-38-8, 5TH, PATRICK DIVISION

1986-87

HIGHLIGHTS

- The Penguins defeat Buffalo, 5-4, in overtime on Oct. 22 to extend their record start-of-the-season winning streak to seven games.
- Mario Lemieux records 107 points (54G-53A), topping the century mark for the third consecutive season.

TRANSACTIONS

Nov. 12, 1986 - Obtained Dan Quinn from Calgary for Mike Bullard.

Jan. 21, 1987 - Obtained Chris Kontos from the New York Rangers for Ron Duguay.

Feb. 6, 1987 - Obtained Pat Riggin from Boston for Roberto Romano.

GOALTENDERS

GOALIE	W-L-T	GP	MP	GA	SO	GAA
Pat Riggin	8-6-3	17	988	55	0	3.34
Gilles Meloche	13-19-7	43	2343	134	0	3.43
Roberto Romano	9-11-2	25	1438	87	0	3.63
Steve Guenette	0-2-0	2	113	8	0	4.25
Team					1	
TOTALS	30-38-12	80	4882	290	1	3.56

SCORING

PLAYERS	GP	G	A	PTS	PIM
Mario Lemieux	63	54	53	107	57
Dan Quinn	80	31	49	80	54
Randy Cunneynworth	79	26	27	53	142
Craig Simpson	72	26	25	51	57
Terry Ruskowski	70	14	37	51	147
Doug Bodger	76	11	38	49	52
Moe Mantha	62	9	31	40	44
John Chabot	72	14	22	36	8
Bob Errey	72	16	18	34	46
Jim Johnson	80	5	25	30	116
Dan Frawley	78	14	14	28	218
Kevin LaVallee	33	8	20	28	4
Dave Hannan	58	10	15	25	56
Willy Lindstrom	60	10	13	23	6
Ville Siren	69	5	18	23	50
Warren Young	50	8	13	21	103
Ron Duguay	40	5	13	18	30
Rod Buskas	68	3	15	18	123
Chris Kontos	31	8	9	17	6
Troy Loney	23	8	7	15	22
Randy Hillier	55	4	8	12	97
Mike Bullard	14	2	10	12	17
Dwight Schofield	25	1	6	7	59
Norm Schmidt	20	1	5	6	4
Phil Bourque	22	2	3	5	32
Jim McGeough	11	1	4	5	8
Mitch Wilson	17	2	1	3	83
Lee Giffin	8	1	1	2	0
Mike Blaisdell	10	1	1	2	2
Neil Belland	3	0	1	1	0
Dwight Mathiasen	6	0	1	1	2
Chris Dahlquist	19	0	1	1	22
Pat Riggin	27	0	1	1	2
Gilles Meloche	43	0	1	1	20
Todd Charlesworth	1	0	0	0	0
Alain Lemieux	1	0	0	0	0
Steve Guenette	2	0	0	0	0
Mike Rowe	2	0	0	0	0
Carl Mokosak	3	0	0	0	4
Roberto Romano	25	0	0	0	0
Bench					16

GAMES

DATE	RESULT	SCORE	OPPONENT	DATE	RESULT	SCORE	OPPONENT
Oct. 9	W	5-4	WASHINGTON	Jan. 14	L	3-4	WINNIPEG
Oct. 11	W	6-5*	NY RANGERS	Jan. 17	L	2-4	Boston
Oct. 12	W	4-1	Chicago	Jan. 18	L	0-1	DETROIT
Oct. 14	W	4-3*	LOS ANGELES	Jan. 21	L	5-10	Los Angeles
Oct. 17	W	7-3	Buffalo	Jan. 23	W	6-0	Vancouver
Oct. 18	W	8-4	NEW JERSEY	Jan. 24	L	2-4	Edmonton
Oct. 22	W	5-4*	BUFFALO	Jan. 27	W	7-5	WASHINGTON
Oct. 23	L	3-5	Philadelphia	Jan. 29	L	3-5	Philadelphia
Oct. 25	W	4-2	PHILADELPHIA	Feb. 1	L	6-8	HARTFORD
Oct. 28	L	2-5	Hartford	Feb. 5	L	5-6	Boston
Oct. 29	L	6-8	NEW JERSEY	Feb. 7	W	4-1	CHICAGO
Nov. 1	T	3-3*	St. Louis	Feb. 8	W	2-1*	New Jersey
Nov. 4	T	2-2*	VANCOUVER	Feb. 14	T	3-3*	VANCOUVER
Nov. 8	W	4-2	Minnesota	Feb. 15	L	1-4	NY Rangers
Nov. 9	L	1-2	Detroit	Feb. 17	L	1-3	CALGARY
Nov. 12	W	2-1	BOSTON	Feb. 19	T	4-4*	Philadelphia
Nov. 14	L	4-5	New Jersey	Feb. 21	L	5-6	NEW JERSEY
Nov. 15	W	5-2	QUEBEC	Feb. 22	W	4-2	NY Rangers
Nov. 18	L	1-3	Winnipeg	Feb. 24	W	5-2	EDMONTON
Nov. 20	W	5-2	Calgary	Feb. 26	L	4-5	NY Islanders
Nov. 22	W	5-4	Washington	Feb. 28	L	1-2	CHICAGO
Nov. 25	L	1-5	NY Islanders	Mar. 1	T	5-5*	ST. LOUIS
Nov. 26	L	2-3	NY ISLANDERS	Mar. 3	W	8-1	Quebec
Nov. 29	T	5-5*	NY RANGERS	Mar. 5	L	2-7	Toronto
Nov. 30	T	2-2*	NY Rangers	Mar. 7	W	7-3	Minnesota
Dec. 5	L	2-4	EDMONTON	Mar. 8	W	5-3	Winnipeg
Dec. 6	W	5-2	MINNESOTA	Mar. 10	L	3-6	NY ISLANDERS
Dec. 10	L	4-6	CALGARY	Mar. 12	W	6-3	QUEBEC
Dec. 12	W	8-3	TORONTO	Mar. 14	L	2-3*	NY RANGERS
Dec. 13	L	2-3*	Toronto	Mar. 18	W	5-4	ST. LOUIS
Dec. 17	L	0-3	Los Angeles	Mar. 20	L	3-4	Washington
Dec. 20	L	4-6	PHILADELPHIA	Mar. 22	L	1-3	Philadelphia
Dec. 22	T	4-4*	Montreal	Mar. 24	T	3-3*	PHILADELPHIA
Dec. 23	L	3-4*	NY Islanders	Mar. 28	L	4-5	Hartford
Dec. 26	T	3-3*	Buffalo	Mar. 29	L	1-4	MONTREAL
Dec. 27	T	3-3*	NY ISLANDERS	Mar. 31	L	3-5	New Jersey
Dec. 30	L	3-5	NY RANGERS	Apr. 2	W	6-2	NEW JERSEY
Jan. 1	L	3-4*	Washington	Apr. 4	W	4-3*	DETROIT
Jan. 3	W	6-3	MONTREAL				
Jan. 7	W	5-2	WASHINGTON				
Jan. 9	L	2-3	Washington				
Jan. 13	T	3-3*	NY Islanders				

* - Overtime

Home games in all CAPS

30-38-12, 5TH, PATRICK DIVISION

1987-88

HIGHLIGHTS

- Pierre Creamer is named head coach on June 4, 1987.
- Mario Lemieux picks up his second All-Star MVP award after posting six points (3G-3A), including the game-winning goal in overtime, at St. Louis.
- Lemieux sets then team records for goals (70), assists (98), points (168) and power-play goals (22).
- Lemieux wins his first Art Ross Trophy and his first Hart Trophy, becoming the first Penguin to win either award.
- Tony Esposito is named general manager on Apr. 14.
- Pierre Creamer is relieved of his coaching duties on June 14, 1988.

TRANSACTIONS

Nov. 24, 1987 - Obtained Paul Coffey, Dave Hunter and Wayne Van Dorp from Edmonton for Craig Simpson, Moe Mantha, Dave Hannan and Chris Joseph.

GOALTENDERS

GOALIE	W-L-T	GP	MP	GA	SO	GAA
Steve Guenette	12-7-0	19	1092	61	1	3.35
Pat Riggan	7-8-4	22	1169	76	0	3.90
Frank Pietrangelo	9-11-0	21	1207	80	1	3.98
Gilles Meloche	8-9-5	27	1394	95	0	4.09
TOTALS	36-35-9	80	4862	316	2	3.90

SCORING

PLAYERS	GP	G	A	PTS	PIM
Mario Lemieux	77	70	98	168	92
Dan Quinn	70	40	39	79	50
Randy Cunneynworth	71	35	39	74	141
Paul Coffey	46	15	52	67	93
Doug Bodger	69	14	31	45	103
Rob Brown	51	24	20	44	56
Dave Hunter	80	14	21	35	83
Charlie Simmer	50	11	17	28	24
Jock Callander	41	11	16	27	45
Craig Simpson	21	13	13	26	34
Bryan Erickson	53	7	19	26	20
Ville Siren	58	1	20	21	62
Dave McLlwain	66	11	8	19	40
Troy Loney	65	5	13	18	151
Phil Bourque	21	4	12	16	20
Dan Frawley	47	6	8	14	152
Randy Hillier	55	1	12	13	144
Jim Johnson	55	1	12	13	87
Rod Buskas	76	4	8	12	206
Steve Gotaas	36	5	6	11	45
Zarley Zalapski	15	3	8	11	7
Moe Mantha	21	2	8	10	23
Bob Errey	17	3	6	9	18
Chris Dahlquist	44	3	6	9	69
Mark Kachowski	38	5	3	8	126
Perry Ganchar	31	3	5	8	36
Wilf Paiement	23	2	6	8	39
Chris Kontos	36	1	7	8	12
Kevin Stevens	16	5	2	7	8
Dave Hannan	21	4	3	7	23
Dwight Mathiasen	23	0	6	6	14
Wayne Van Dorp	25	1	3	4	75
Chris Joseph	17	0	4	4	12
Norm Schmidt	5	1	2	3	0
Todd Charlesworth	6	2	0	2	2
Brad Aitken	5	1	1	2	0
Lee Giffin	19	0	2	2	9
Frank Pietrangelo	21	0	2	2	2
Scott Gruhl	6	1	0	1	0
Pat Mayer	1	0	0	0	4
Dave Goetz	2	0	0	0	2
Warren Young	7	0	0	0	15
Jimmy Mann	9	0	0	0	53
Steve Guenette	19	0	0	0	2
Pat Riggan	22	0	0	0	12
Gilles Meloche	27	0	0	0	0

GAMES

DATE	RESULT	SCORE	OPPONENT	DATE	RESULT	SCORE	OPPONENT
Oct. 8	T	4-4*	NY Rangers	Jan. 10	L	5-7	Detroit
Oct. 9	L	3-6	New Jersey	Jan. 12	T	5-5*	NY ISLANDERS
Oct. 13	W	8-3	BUFFALO	Jan. 15	L	4-5	PHILADELPHIA
Oct. 15	T	6-6	NY RANGERS	Jan. 16	W	4-3	Toronto
Oct. 17	L	2-3	Montreal	Jan. 19	W	6-4	NY Islanders
Oct. 18	L	2-3	Philadelphia	Jan. 20	W	8-3	Chicago
Oct. 21	L	4-5	NEW JERSEY	Jan. 23	W	4-3*	Montreal
Oct. 23	L	2-5	Detroit	Jan. 25	L	4-6	EDMONTON
Oct. 24	W	5-3	BUFFALO	Jan. 27	L	1-4	WINNIPEG
Oct. 27	T	4-4*	LOS ANGELES	Jan. 28	L	3-6	New Jersey
Oct. 29	L	0-4	TORONTO	Jan. 30	W	4-2	CHICAGO
Oct. 31	W	5-4*	Quebec	Feb. 2	W	3-2*	WASHINGTON
Nov. 3	W	5-1	PHILADELPHIA	Feb. 4	W	1-0	MINNESOTA
Nov. 5	W	4-2	NY Islanders	Feb. 6	W	5-4	HARTFORD
Nov. 7	L	1-4	Boston	Feb. 7	L	3-6	NY Rangers
Nov. 11	W	3-2	WASHINGTON	Feb. 13	W	7-5	Los Angeles
Nov. 12	L	2-5	Philadelphia	Feb. 17	L	0-5	Vancouver
Nov. 14	W	3-2*	NY RANGERS	Feb. 19	L	3-7	Edmonton
Nov. 17	L	4-6	Vancouver	Feb. 21	L	4-5	ST. LOUIS
Nov. 20	L	1-4	Edmonton	Feb. 23	L	3-4*	WINNIPEG
Nov. 21	T	4-4*	Calgary	Feb. 25	L	1-2	NY Rangers
Nov. 25	W	6-4	QUEBEC	Feb. 28	L	5-7	Chicago
Nov. 27	W	4-2	Washington	Mar. 1	W	8-3	MINNESOTA
Nov. 28	T	5-5*	WASHINGTON	Mar. 5	W	8-3	NY ISLANDERS
Dec. 2	L	1-7	NY ISLANDERS	Mar. 7	W	5-4	Calgary
Dec. 5	W	6-3	VANCOUVER	Mar. 10	L	4-6	St. Louis
Dec. 9	W	5-2	CALGARY	Mar. 12	L	3-6	Minnesota
Dec. 11	W	6-4	NY ISLANDERS	Mar. 13	W	5-4	Winnipeg
Dec. 12	L	2-5	St. Louis	Mar. 16	W	5-2	TORONTO
Dec. 15	L	2-5	PHILADELPHIA	Mar. 19	W	7-0	PHILADELPHIA
Dec. 17	W	7-4	New Jersey	Mar. 20	L	2-4	Philadelphia
Dec. 19	W	4-3	NY RANGERS	Mar. 23	W	7-1	WASHINGTON
Dec. 20	W	8-4	NY Rangers	Mar. 25	W	5-2	MONTREAL
Dec. 23	L	2-6	NEW JERSEY	Mar. 27	W	6-3	Quebec
Dec. 26	W	6-3	DETROIT	Mar. 29	L	0-4	New Jersey
Dec. 27	T	3-3*	Buffalo	Mar. 31	L	2-7	NEW JERSEY
Dec. 29	T	4-4*	BOSTON	Apr. 2	W	7-6*	Washington
Jan. 1	L	3-5	Washington	Apr. 3	W	4-2	HARTFORD
Jan. 2	L	2-3	NY Islanders				
Jan. 5	T	4-4*	LOS ANGELES				
Jan. 7	L	2-3	BOSTON				
Jan. 9	L	4-5*	Hartford				

* - Overtime

Home games in all CAPS

36-35-9, 6TH, PATRICK DIVISION

1988-89

HIGHLIGHTS

- Gene Ubriaco is hired as head coach on June 28.
- Mario Lemieux records a club-record five goals five different ways on Dec. 31 vs. New Jersey, scoring one goal each at even strength, on the power play, shorthanded, on a penalty shot and into an empty net.
- Lemieux betters his records for goals (85), assists (114), points (199), power-play goals (31), shorthanded goals (13) and hat tricks (9).
- Pittsburgh sets an NHL record with 119 power-play goals.
- The Penguins return to the postseason for the first time in seven seasons, sweeping the Rangers before falling to Philadelphia in seven games.
- Lemieux ties NHL playoff records for goals (5) and points (8) in a game in a 10-7 Pittsburgh Game 1 win against Philadelphia.
- Lemieux captures his second Art Ross Trophy.

TRANSACTIONS

Sept. 1, 1988 - Obtained Wendell Young and a seventh-round choice in the 1990 NHL Draft from Philadelphia for a third-round choice in the 1990 NHL Draft.

Nov. 12, 1988 - Obtained Tom Barrasso and a third-round choice in the 1990 NHL Draft from Buffalo for Doug Bodger and Darrin Shannon.

GOALTENDERS

GOALIE	W-L-T	GP	MP	GA	SO	GAA
Frank Pietrangelo	5-3-0	15	669	45	0	4.04
Tom Barrasso	18-15-7	44	2406	162	0	4.04
Steve Guenette	5-6-0	11	574	41	0	4.29
Wendell Young	12-9-0	22	1150	92	0	4.80
Rick Tabaracci	0-0-0	1	33	4	0	7.27
TOTALS	40-33-7	80	4844	349	0	4.32

SCORING

PLAYERS	GP	G	A	PTS	PIM
Mario Lemieux	76	85	114	199	100
Rob Brown	68	49	66	115	118
Paul Coffey	75	30	83	113	193
Dan Quinn	79	34	60	94	102
Bob Errey	76	26	32	58	124
John Cullen	79	12	37	49	112
Zarley Zalapski	58	12	33	45	57
Randy Cunneynworth	70	25	19	44	156
Phil Bourque	80	17	26	43	97
Dave Hannan	72	10	20	30	157
Randy Hillier	68	1	23	24	141
Troy Loney	69	10	6	16	165
Jim Johnson	76	2	14	16	163
Kevin Stevens	24	12	3	15	19
Jock Callander	30	6	5	11	20
Tom Barrasso	54	0	8	8	70
Dan Frawley	46	3	4	7	66
Steve Dykstra	65	1	6	7	126
Chris Dahlquist	43	1	5	6	42
Rod Buskas	52	1	5	6	105
Doug Bodger	10	1	4	5	7
Jay Caufield	58	1	4	5	285
Gord Dineen	40	1	3	4	44
Scott Bjugstad	24	3	0	3	4
Dave McLlwain	24	1	2	3	4
Mark Kachowski	12	1	1	2	43
Mark Recchi	15	1	1	2	0
Wendell Young	22	0	2	2	4
Ville Siren	12	1	0	1	14
Steve Guenette	11	0	1	1	0
Rick Tabaracci	1	0	0	0	2
Perry Ganchar	3	0	0	0	0
Frank Pietrangelo	15	0	0	0	2
Richard Zemlak	34	0	0	0	148
Bench					16

GAMES

DATE	RESULT	SCORE	OPPONENT	DATE	RESULT	SCORE	OPPONENT
Oct. 7	W	6-4	Washington	Jan. 14	T	4-4*	NY RANGERS
Oct. 11	W	8-7	WASHINGTON	Jan. 15	L	4-6	NY Rangers
Oct. 12	L	5-8	Buffalo	Jan. 17	L	2-5	NY Islanders
Oct. 15	W	9-2	ST. LOUIS	Jan. 20	L	3-7	Winnipeg
Oct. 18	W	4-2	PHILADELPHIA	Jan. 21	W	7-4	Edmonton
Oct. 21	L	4-6	New Jersey	Jan. 25	W	5-4	WINNIPEG
Oct. 22	W	7-4	CHICAGO	Jan. 28	W	10-5	DETROIT
Oct. 25	W	6-1	CALGARY	Jan. 31	L	1-5	MONTREAL
Oct. 27	L	3-4	St. Louis	Feb. 2	W	5-3	Philadelphia
Oct. 29	W	5-4	Montreal	Feb. 3	T	3-3*	ST. LOUIS
Oct. 30	L	2-9	NY Rangers	Feb. 5	W	5-2	Boston
Nov. 1	W	5-3	VANCOUVER	Feb. 9	W	5-2	QUEBEC
Nov. 3	L	2-6	QUEBEC	Feb. 11	L	1-8	Quebec
Nov. 6	L	4-5	Philadelphia	Feb. 12	L	2-4	CALGARY
Nov. 8	L	3-7	EDMONTON	Feb. 14	W	7-3	BUFFALO
Nov. 10	W	5-1	TORONTO	Feb. 17	L	1-5	Buffalo
Nov. 12	L	2-7	Los Angeles	Feb. 18	L	3-5	NY RANGERS
Nov. 13	W	4-2	Vancouver	Feb. 21	L	1-2	MINNESOTA
Nov. 16	L	5-8	Toronto	Feb. 23	T	6-6*	Detroit
Nov. 19	L	3-6	NY Islanders	Feb. 25	T	5-5*	NY Islanders
Nov. 23	W	8-2	NY RANGERS	Feb. 26	L	6-8	Hartford
Nov. 25	W	5-3	Washington	Mar. 1	W	4-1	NEW JERSEY
Nov. 26	W	4-3	PHILADELPHIA	Mar. 3	L	2-4	Washington
Nov. 30	W	6-4	WASHINGTON	Mar. 5	L	2-4	EDMONTON
Dec. 3	W	4-2	NY ISLANDERS	Mar. 7	L	2-3*	Los Angeles
Dec. 4	T	3-3*	Boston	Mar. 9	L	3-10	Calgary
Dec. 6	W	7-6	CHICAGO	Mar. 10	W	5-1	Winnipeg
Dec. 8	L	3-4	Philadelphia	Mar. 12	W	6-5	Chicago
Dec. 10	T	4-4*	NEW JERSEY	Mar. 14	L	2-8	BOSTON
Dec. 14	W	5-4	LOS ANGELES	Mar. 16	W	2-1	New Jersey
Dec. 15	W	8-2	NY Islanders	Mar. 18	L	2-7	MONTREAL
Dec. 17	W	3-2	DETROIT	Mar. 20	L	2-7	Minnesota
Dec. 20	W	5-3	NY ISLANDERS	Mar. 22	L	4-5	WASHINGTON
Dec. 21	W	6-1	Toronto	Mar. 25	W	5-4	NEW JERSEY
Dec. 23	T	2-2*	New Jersey	Mar. 26	W	6-4	NY Rangers
Dec. 26	W	4-3*	Hartford	Mar. 30	L	5-9	HARTFORD
Dec. 29	L	2-3	PHILADELPHIA	Apr. 1	W	5-2	NY RANGERS
Dec. 31	W	8-6	NEW JERSEY	Apr. 2	W	6-5*	Philadelphia
Jan. 2	L	0-8	Washington				
Jan. 7	L	5-7	VANCOUVER				
Jan. 10	W	5-3	NY ISLANDERS				
Jan. 12	W	9-2	Minnesota				

* - Overtime

Home games in all CAPS

40-33-7, 2ND, PATRICK DIVISION

1989-90

HIGHLIGHTS

- Craig Patrick is named general manager and head coach on Dec. 5, replacing Tony Esposito and Gene Ubriaco.
- Pittsburgh hosts the All-Star Game on Jan. 21 for the first time. Mario Lemieux scores four goals and wins his third All-Star MVP award.
- Mario Lemieux records a 46-game point streak (39G-64A), the second-longest in league history, from Oct. 3 through Feb. 11. The streak is broken when he leaves a game against the Rangers on Feb. 14 with a back injury.

TRANSACTIONS

June 17, 1989 - Obtained Randy Gilhen, Andrew McBain and Jim Kyte from Winnipeg for Randy Cunneynworth, Rick Tabaracci and Dave McLlwain.

Jan. 8, 1990 - Obtained Rod Buskas, Tony Tanti and Barry Pederson from Vancouver for Dan Quinn, Andrew McBain and Dave Capuano.

GOALTENDERS

GOALIE	W-L-T	GP	MP	GA	SO	GAA
Wendell Young	16-20-3	43	2318	161	1	4.17
Frank Pietrangelo	8-6-2	21	1066	77	0	4.33
Tom Barrasso	7-12-3	24	1294	101	0	4.68
Alain Chevrier	1-2-0	3	166	14	0	5.06
TOTALS	32-40-8	80	4856	359	1	4.44

SCORING

PLAYERS	GP	G	A	PTS	PIM
Mario Lemieux	59	45	78	123	78
Paul Coffey	80	29	74	103	95
John Cullen	72	32	60	92	138
Rob Brown	80	33	47	80	102
Kevin Stevens	76	29	41	70	171
Mark Recchi	74	30	37	67	44
Tony Tanti	78	28	36	64	72
Phil Bourque	76	22	17	39	108
Bob Errey	78	20	19	39	109
Zarley Zalapski	51	6	25	31	37
Barry Pederson	54	6	25	31	39
Dan Quinn	41	9	20	29	22
Troy Loney	67	11	16	27	168
Randy Gilhen	61	5	11	16	54
Jim Johnson	75	3	13	16	154
Randy Hillier	61	3	12	15	71
Andrew McBain	41	5	9	14	51
Chris Dahlquist	62	4	10	14	56
Jock Callander	30	4	7	11	49
Gilbert Delorme	54	3	7	10	44
Doug Smith	40	4	5	9	97
Gord Dineen	69	1	8	9	125
Richard Zemlak	19	1	5	6	43
Jim Kyte	56	3	1	4	125
Wendell Young	43	0	4	4	8
Jay Caufield	37	1	2	3	123
Jamie Leach	10	0	3	3	0
Rod Buskas	23	0	3	3	49
Alain Chevrier	42	0	3	3	8
Mark Kachowski	14	0	1	1	40
Dave Capuano	6	0	0	0	2
Frank Pietrangelo	21	0	0	0	2
Tom Barrasso	24	0	0	0	8
Bench					14

GAMES

DATE	RESULT	SCORE	OPPONENT	DATE	RESULT	SCORE	OPPONENT
Oct. 5	L	4-5	Boston	Jan. 10	L	3-6	New Jersey
Oct. 7	T	4-4*	New Jersey	Jan. 12	W	6-4	Washington
Oct. 10	W	5-1	WINNIPEG	Jan. 16	W	4-3	PHILADELPHIA
Oct. 14	W	2-1*	MONTREAL	Jan. 18	T	3-3*	NY RANGERS
Oct. 15	L	2-4	NY Rangers	Jan. 23	L	2-4	NEW JERSEY
Oct. 17	W	7-5	TORONTO	Jan. 25	W	5-3	Detroit
Oct. 18	L	3-9	ST. LOUIS	Jan. 27	L	3-9	NY Islanders
Oct. 21	L	2-4	BUFFALO	Jan. 28	L	2-7	Buffalo
Oct. 25	L	6-8	TORONTO	Jan. 30	L	3-6	PHILADELPHIA
Oct. 26	T	3-3*	Detroit	Feb. 2	W	6-3	EDMONTON
Oct. 28	L	1-5	Montreal	Feb. 3	L	4-8	Toronto
Oct. 31	L	4-8	LOS ANGELES	Feb. 6	L	7-8*	NY ISLANDERS
Nov. 2	W	5-2	NY ISLANDERS	Feb. 8	W	7-5	WASHINGTON
Nov. 4	W	3-1	Edmonton	Feb. 10	W	7-6	LOS ANGELES
Nov. 5	L	3-5	Vancouver	Feb. 11	W	4-1	Philadelphia
Nov. 9	L	3-4	Chicago	Feb. 14	W	4-3*	NY Rangers
Nov. 11	L	3-8	St. Louis	Feb. 16	T	3-3*	Winnipeg
Nov. 14	W	6-0	NY RANGERS	Feb. 18	L	4-6	Chicago
Nov. 16	W	8-2	QUEBEC	Feb. 20	W	6-4	PHILADELPHIA
Nov. 18	W	5-3	NY ISLANDERS	Feb. 22	W	4-3*	NY ISLANDERS
Nov. 22	L	3-6	NEW JERSEY	Feb. 24	L	1-11	Montreal
Nov. 24	W	7-4	Washington	Feb. 26	L	2-3	Quebec
Nov. 25	L	1-4	WASHINGTON	Feb. 28	W	2-1	NEW JERSEY
Nov. 28	L	3-6	PHILADELPHIA	Mar. 2	L	5-6	New Jersey
Nov. 30	L	1-4	Philadelphia	Mar. 4	W	8-6	MINNESOTA
Dec. 2	W	7-4	Quebec	Mar. 6	L	3-4*	Edmonton
Dec. 6	W	5-3	WASHINGTON	Mar. 7	L	3-6	Calgary
Dec. 8	W	3-2	New Jersey	Mar. 10	L	2-8	Los Angeles
Dec. 9	L	4-6	CHICAGO	Mar. 11	L	3-5	Vancouver
Dec. 12	W	7-5	BOSTON	Mar. 15	W	6-1	DETROIT
Dec. 14	T	4-4*	Minnesota	Mar. 17	L	2-6	MINNESOTA
Dec. 16	L	3-4	Calgary	Mar. 18	T	2-2*	NY Islanders
Dec. 19	L	4-8	HARTFORD	Mar. 22	L	3-5	Philadelphia
Dec. 21	W	5-2	WASHINGTON	Mar. 24	T	3-3*	CALGARY
Dec. 23	L	6-8	NY Islanders	Mar. 25	L	2-4	Hartford
Dec. 26	L	3-6	Washington	Mar. 27	T	3-3*	HARTFORD
Dec. 27	W	7-4	NY RANGERS	Mar. 29	L	4-5	St. Louis
Dec. 31	W	5-4	NY Rangers	Mar. 31	L	2-3*	BUFFALO
Jan. 2	L	2-5	BOSTON				
Jan. 4	W	4-3	VANCOUVER				
Jan. 6	W	5-3	WINNIPEG				
Jan. 8	W	7-5	NY Rangers				

* - Overtime

Home games in all CAPS

32-40-8, 5TH, PATRICK DIVISION

1990-91

HIGHLIGHTS

- "Badger" Bob Johnson is named Penguins head coach on June 12.
- The Penguins win their first division title, capturing the Patrick Division crown with a 7-4 win at Detroit on Mar. 27.
- The Penguins down New Jersey (4-3), Washington (4-1), Boston (4-2) and Minnesota (4-2) to capture their first Stanley Cup.
- Mario Lemieux wins the Conn Smythe Trophy as playoff MVP.
- Jaromir Jagr is named to the NHL All-Rookie Team.

TRANSACTIONS

June 16, 1990 - Obtained Joe Mullen from Calgary for a second-round choice in the 1990 NHL Draft.

Dec. 11, 1990 - Obtained Larry Murphy and Peter Taglianetti from Minnesota for Jim Johnson and Chris Dahlquist.

Dec. 13, 1990 - Obtained Jiri Hrdina from Calgary for Jim Kyte.

Mar. 4, 1991 - Obtained Ron Francis, Ulf Samuelsson and Grant Jennings from Hartford for John Cullen, Zarley Zalapski and Jeff Parker.

GOALTENDERS

GOALIE	W-L-T	GP	MP	GA	SO	GAA
Tom Barrasso	27-16-3	48	2754	165	1	3.59
Frank Pietrangelo	10-11-1	25	1311	86	0	3.94
Wendell Young	4-6-2	18	773	52	0	4.04
TOTALS	41-33-6	80	4843	305	1	3.78

SCORING

PLAYERS	GP	G	A	PTS	PIM
Mark Recchi	78	40	73	113	48
John Cullen	65	31	63	94	83
Paul Coffey	76	24	69	93	128
Ron Francis	81	23	64	87	72
Kevin Stevens	80	40	46	86	133
Jaromir Jagr	80	27	30	57	42
Zarley Zalapski	66	12	36	48	59
Mario Lemieux	26	19	26	45	30
Larry Murphy	75	9	34	43	68
Bob Errey	79	20	22	42	115
Scott Young	77	17	25	42	41
Joe Mullen	47	17	22	39	6
Phil Bourque	78	20	14	34	106
Bryan Trottier	52	9	19	28	24
Ulf Samuelsson	76	4	22	26	211
Randy Gilhen	72	15	10	25	51
Jiri Hrdina	51	6	17	23	17
Paul Stanton	75	5	18	23	40
Tony Tanti	46	6	12	18	44
Troy Loney	44	7	9	16	85
Rob Brown	25	6	10	16	31
Gord Roberts	64	3	13	16	78
Barry Pederson	46	6	8	14	21
Peter Taglianetti	55	3	9	12	107
Grant Jennings	57	2	7	9	108
Jim Johnson	24	0	5	5	23
Tom Barrasso	48	0	5	5	40
Randy Hillier	31	2	2	4	32
Chris Dahlquist	22	1	2	3	30
Jamie Leach	7	2	0	2	0
Jay Caufield	23	1	1	2	71
Jeff Daniels	11	0	2	2	2
Ken Priestlay	2	0	1	1	0
Brad Aitken	6	0	1	1	25
Wendell Young	18	0	1	1	0
Frank Pietrangelo	25	0	1	1	24
Jim Kyte	1	0	0	0	2
Jim Paek	3	0	0	0	9
Gord Dineen	9	0	0	0	6
Bench					8

GAMES

DATE	RESULT	SCORE	OPPONENT	DATE	RESULT	SCORE	OPPONENT
Oct. 5	W	7-4	Washington	Jan. 3	L	5-7	NY RANGERS
Oct. 7	W	7-4	NEW JERSEY	Jan. 5	W	5-2	NEW JERSEY
Oct. 9	L	3-4	St. Louis	Jan. 6	L	3-6	Montreal
Oct. 11	L	1-4	Chicago	Jan. 8	W	6-1	EDMONTON
Oct. 13	W	6-4	NY Islanders	Jan. 10	W	5-1	CALGARY
Oct. 16	L	1-5	PHILADELPHIA	Jan. 15	L	4-5	Philadelphia
Oct. 19	T	4-4*	Buffalo	Jan. 17	W	6-5*	Toronto
Oct. 20	L	3-4	NY RANGERS	Jan. 22	W	5-3	NEW JERSEY
Oct. 23	L	4-5	MONTREAL	Jan. 26	W	6-5	Quebec
Oct. 25	W	6-3	QUEBEC	Jan. 29	W	3-2*	WASHINGTON
Oct. 27	L	5-7	New Jersey	Jan. 31	L	2-4	Philadelphia
Oct. 28	W	8-3	NY ISLANDERS	Feb. 2	W	6-2	BOSTON
Oct. 30	W	6-2	Philadelphia	Feb. 3	L	3-6	Boston
Nov. 3	W	3-1	NY RANGERS	Feb. 8	L	2-6	Winnipeg
Nov. 6	W	6-5	CALGARY	Feb. 11	L	5-7	Edmonton
Nov. 8	L	2-3	ST. LOUIS	Feb. 14	W	5-2	NY ISLANDERS
Nov. 10	T	3-3*	Boston	Feb. 16	L	3-4	NY Islanders
Nov. 13	W	4-1	Minnesota	Feb. 19	W	6-3	BUFFALO
Nov. 14	W	6-4	Winnipeg	Feb. 21	W	11-4	TORONTO
Nov. 17	L	1-2*	Los Angeles	Feb. 22	L	2-5	New Jersey
Nov. 21	L	4-5	PHILADELPHIA	Feb. 24	T	5-5*	Washington
Nov. 23	L	3-7	Washington	Feb. 26	L	2-8	Los Angeles
Nov. 24	W	3-2*	WASHINGTON	Feb. 27	L	3-4	Vancouver
Nov. 27	L	3-7	EDMONTON	Mar. 1	L	2-6	Calgary
Nov. 29	L	4-6	HARTFORD	Mar. 5	W	4-1	VANCOUVER
Dec. 1	L	3-6	Minnesota	Mar. 7	W	3-2	LOS ANGELES
Dec. 3	W	9-4	NY Rangers	Mar. 9	W	5-2	Hartford
Dec. 5	L	1-3	WASHINGTON	Mar. 10	W	4-3	NY Islanders
Dec. 7	T	2-2*	VANCOUVER	Mar. 12	T	4-4*	MONTREAL
Dec. 8	L	1-3	Hartford	Mar. 16	W	6-3	QUEBEC
Dec. 11	L	1-4	CHICAGO	Mar. 17	W	4-2	NY Rangers
Dec. 13	W	9-5	NEW JERSEY	Mar. 19	L	4-5	New Jersey
Dec. 14	W	4-3	Buffalo	Mar. 21	W	5-4*	NY RANGERS
Dec. 16	W	4-1	DETROIT	Mar. 23	L	5-7	CHICAGO
Dec. 18	W	9-2	WINNIPEG	Mar. 26	W	3-1	Philadelphia
Dec. 20	W	4-3	MINNESOTA	Mar. 27	W	7-4	Detroit
Dec. 22	W	4-3	NY Islanders	Mar. 30	T	4-4*	PHILADELPHIA
Dec. 23	L	3-4*	NY ISLANDERS	Mar. 31	L	3-6	NY Rangers
Dec. 26	W	7-3	Washington				
Dec. 28	W	5-0	DETROIT				
Dec. 29	L	3-6	Toronto				
Dec. 31	W	4-3	ST. LOUIS				

* - Overtime

Home games in all CAPS

41-33-6, 1ST, PATRICK DIVISION, STANLEY CUP CHAMPIONS

1991-92

HIGHLIGHTS

- Scott Bowman is named interim coach on Oct. 1.
- The Penguins honor the late Bob Johnson in a candlelight ceremony on Nov. 27 vs. New Jersey.
- Joe Mullen scores four goals in back-to-back games on Dec. 23 vs. the NY Islanders and Dec. 26 vs. Toronto. He is the first Penguin to do so.
- Kevin Stevens sets an NHL record for points in a season by an American-born player and most points by a left wing with 123 (54G-69A).
- The Penguins defeat Washington (4-3), the New York Rangers (4-2), Boston (4-0) and Chicago (4-0) to win their second straight Stanley Cup.

TRANSACTIONS

Feb. 19, 1992 - Obtained Jeff Chychrun, Brian Benning and a first-round choice in the 1992 NHL Draft from Los Angeles for Paul Coffey.

Feb. 19, 1992 - Obtained Rick Tocchet, Kjell Samuelsson, Ken Wregget and a conditional draft pick from Philadelphia for Mark Recchi, Brian Benning and Los Angeles' first-round choice in the 1992 NHL Draft.

GOALTENDERS

GOALIE	W-L-T	GP	MP	GA	SO	GAA
Tom Barrasso	25-22-9	57	3329	196	1	3.53
Wendell Young	7-6-0	18	838	53	0	3.79
Ken Wregget	5-3-0	9	448	31	0	4.15
Frank Pietrangelo	2-1-0	5	225	20	0	5.33
TOTALS	39-32-9	80	4854	308	1	3.81

SCORING

PLAYERS	GP	G	A	PTS	PIM
Mario Lemieux	64	44	87	131	94
Kevin Stevens	80	54	69	123	252
Joe Mullen	77	42	45	87	30
Larry Murphy	77	21	56	77	50
Mark Recchi	58	33	37	70	78
Jaromir Jagr	70	32	37	69	34
Paul Coffey	54	10	54	64	62
Rick Tocchet	61	27	32	59	151
Ron Francis	70	21	33	54	30
Bob Errey	78	19	16	35	119
Bryan Trottier	63	11	18	29	54
Phil Bourque	58	10	16	26	58
Troy Loney	76	10	16	26	127
Gord Roberts	73	2	22	24	87
Kjell Samuelsson	74	5	11	16	110
Jiri Hrdina	56	3	13	16	16
Ulf Samuelsson	62	1	14	15	206
Ken Priestley	50	2	8	10	4
Paul Stanton	54	2	8	10	62
Jamie Leach	38	5	4	9	8
Grant Jennings	53	4	5	9	104
Jim Paek	50	1	7	8	36
Peter Taglianetti	44	1	3	4	57
Shawn McEachern	15	0	4	4	0
Jeff Chychrun	43	0	4	4	111
Tom Barrasso	57	0	4	4	30
Ken Wregget	32	0	2	2	2
Gord Dineen	1	0	0	0	0
Glen Mulvenna	1	0	0	0	2
Todd Nelson	1	0	0	0	0
Jeff Daniels	2	0	0	0	0
Frank Pietrangelo	5	0	0	0	0
Wendell Young	18	0	0	0	0
Jay Caufield	52	0	0	0	175
Bench					12

GAMES

DATE	RESULT	SCORE	OPPONENT	DATE	RESULT	SCORE	OPPONENT
Oct. 4	W	5-4	Buffalo	Jan. 10	L	5-7	Calgary
Oct. 6	T	2-2*	PHILADELPHIA	Jan. 12	W	4-3	Vancouver
Oct. 10	W	6-3	Philadelphia	Jan. 16	T	3-3*	Detroit
Oct. 12	L	1-4	New Jersey	Jan. 23	L	4-5*	BUFFALO
Oct. 15	W	7-6*	NY Islanders	Jan. 25	W	5-3	NY Islanders
Oct. 17	W	8-5	NY ISLANDERS	Jan. 26	L	4-6	Washington
Oct. 19	L	4-5	NY RANGERS	Jan. 28	L	0-4	WINNIPEG
Oct. 22	T	4-4*	CHICAGO	Jan. 30	L	5-8	NY ISLANDERS
Oct. 24	L	2-4	NEW JERSEY	Feb. 1	W	4-1	ST. LOUIS
Oct. 26	L	1-4	Montreal	Feb. 3	T	4-4*	DETROIT
Oct. 29	L	0-8	WASHINGTON	Feb. 5	L	3-4	NY Rangers
Oct. 31	W	8-1	MINNESOTA	Feb. 8	L	3-4	LOS ANGELES
Nov. 2	L	5-6	HARTFORD	Feb. 9	L	3-6	Boston
Nov. 5	T	5-5*	BOSTON	Feb. 15	L	2-5	Minnesota
Nov. 8	W	3-1	Winnipeg	Feb. 16	T	3-3*	Philadelphia
Nov. 9	W	3-2	Minnesota	Feb. 18	W	7-1	TORONTO
Nov. 11	L	1-3	NY Rangers	Feb. 20	T	4-4*	QUEBEC
Nov. 13	W	5-4*	EDMONTON	Feb. 22	L	1-2	Montreal
Nov. 15	L	2-6	Washington	Feb. 25	L	3-5	Washington
Nov. 18	W	7-3	Quebec	Feb. 27	L	4-8	HARTFORD
Nov. 20	W	5-2	PHILADELPHIA	Feb. 29	W	5-2	BUFFALO
Nov. 23	T	2-2*	NY ISLANDERS	Mar. 3	W	6-3	Calgary
Nov. 27	W	8-4	NEW JERSEY	Mar. 6	W	7-3	San Jose
Nov. 29	W	9-3	Philadelphia	Mar. 7	L	3-5	Los Angeles
Nov. 30	W	5-1	PHILADELPHIA	Mar. 10	W	5-2	CALGARY
Dec. 3	L	3-5	Edmonton	Mar. 12	W	6-4	NY ISLANDERS
Dec. 5	W	8-0	San Jose	Mar. 14	L	3-6	Toronto
Dec. 7	L	1-6	St. Louis	Mar. 15	W	4-3	Chicago
Dec. 10	W	5-3	NY RANGERS	Mar. 17	W	6-5	EDMONTON
Dec. 13	W	4-3	New Jersey	Mar. 19	W	6-3	QUEBEC
Dec. 14	L	2-7	WASHINGTON	Mar. 22	T	2-2*	Hartford
Dec. 17	W	10-2	SAN JOSE	Mar. 24	L	3-4	Detroit
Dec. 19	W	6-4	Boston	Mar. 26	W	7-3	VANCOUVER
Dec. 21	L	5-7	NY RANGERS	Mar. 28	W	6-3	MONTREAL
Dec. 23	W	6-3	NY Islanders	Mar. 31	W	6-5	PHILADELPHIA
Dec. 26	W	12-1	TORONTO	Apr. 13	L	1-5	New Jersey
Dec. 28	W	6-2	Washington	Apr. 15	W	4-1	WASHINGTON
Dec. 29	W	6-3	NY Rangers	Apr. 16	L	1-7	NY Rangers
Dec. 31	L	4-7	NEW JERSEY				
Jan. 2	L	0-4	New Jersey				
Jan. 4	W	3-2	WINNIPEG				
Jan. 7	L	2-5	LOS ANGELES				

* - Overtime

Home games in all CAPS

39-32-9, 3RD, PATRICK DIVISION, STANLEY CUP CHAMPIONS

1992-93

HIGHLIGHTS

- Pittsburgh starts the regular season with a 10-game unbeaten streak (8-0-2) from Oct. 6-27.
- Mario Lemieux records a goal in 12 consecutive games from Oct. 6 through Nov. 1 (18 goals in all) to set a team record.
- Larry Murphy becomes the ninth defenseman in league history to record 800 points on Jan. 26 vs. Washington.
- The Penguins set a new team record with 24 road victories on Mar. 14.
- Mario Lemieux becomes the second player in team history to record back-to-back four-goal games on Mar. 18 vs. Washington and Mar. 20 vs. Philadelphia.
- Tom Barrasso sets a team record with 14 consecutive wins from Mar. 9 through Apr. 9.
- The Penguins clinch the Presidents' Trophy with a 5-3 win at Quebec on Apr. 3.
- The Penguins set a league record for longest winning streak, recording 17 consecutive victories from Mar. 9 through Apr. 9, breaking the NY Islanders record of 15 set in 1981-82.

TRANSACTIONS

Mar. 22, 1993 - Obtained Peter Taglianetti from Tampa Bay for a third-round choice in the 1993 NHL Draft.

Mar. 22, 1993 - Obtained Mike Ramsey from Buffalo for Bob Errey.

GOALTENDERS

GOALIE	W-L-T	GP	MP	GA	SO	GAA
Tom Barrasso	43-14-5	63	3702	186	4	3.01
Ken Wregget	13-7-2	25	1368	78	0	3.42
Team					1	
TOTALS	56-21-7	84	5083	268	5	3.16

SCORING

PLAYERS	GP	G	A	PTS	PIM
Mario Lemieux	60	69	91	160	38
Kevin Stevens	72	55	56	111	177
Rick Tocchet	80	48	61	109	252
Ron Francis	84	24	76	100	68
Jaromir Jagr	81	34	60	94	61
Larry Murphy	83	22	63	85	73
Joe Mullen	72	33	37	70	14
Shawn McEachern	84	28	33	61	46
Ulf Samuelsson	77	3	26	29	249
Dave Tippett	74	6	19	25	56
Troy Loney	82	5	16	21	99
Jim Paek	77	3	15	18	64
Paul Stanton	77	4	12	16	97
Martin Straka	42	3	13	16	29
Bob Errey	54	8	6	14	76
Peter Taglianetti	72	2	12	14	184
Mike Needham	56	8	5	13	14
Mike Stapleton	78	4	9	13	10
Mike Ramsey	45	3	10	13	28
Jeff Daniels	58	5	4	9	14
Kjell Samuelsson	63	3	6	9	106
Tom Barrasso	63	0	8	8	24
Grant Jennings	58	0	5	5	65
Bryan Fogarty	12	0	4	4	4
Peter Ahola	22	0	1	1	14
Ken Wregget	25	0	1	1	6
Jamie Leach	5	0	0	0	2
Jeff Chychrun	1	0	0	0	2
Jay Caufield	26	0	0	0	60
Bench					14

GAMES

DATE	RESULT	SCORE	OPPONENT	DATE	RESULT	SCORE	OPPONENT
Oct. 6	T	3-3*	PHILADELPHIA	Jan. 14	L	0-7	Boston
Oct. 8	W	7-3	NY ISLANDERS	Jan. 16	W	6-1	OTTAWA
Oct. 10	T	3-3*	Montreal	Jan. 19	W	5-2	Vancouver
Oct. 13	W	6-5	BUFFALO	Jan. 22	L	1-2	Edmonton
Oct. 15	W	5-2	MONTREAL	Jan. 23	W	4-3	Calgary
Oct. 17	W	7-3	Hartford	Jan. 26	W	6-3	WASHINGTON
Oct. 20	W	5-1	VANCOUVER	Jan. 28	L	2-5	NY ISLANDERS
Oct. 22	W	9-6	DETROIT	Jan. 30	W	4-2	PHILADELPHIA
Oct. 24	W	4-3	New Jersey	Jan. 31	T	2-2*	Washington
Oct. 27	W	7-2	Ottawa	Feb. 8	W	4-0	BOSTON
Oct. 29	L	4-6	St. Louis	Feb. 10	W	3-0	NY Rangers
Nov. 1	W	5-4	Tampa Bay	Feb. 13	W	4-1	CHICAGO
Nov. 3	W	2-0	NY ISLANDERS	Feb. 14	L	4-7	Buffalo
Nov. 5	W	8-4	ST. LOUIS	Feb. 18	L	4-5	EDMONTON
Nov. 7	L	2-4	Toronto	Feb. 20	L	2-4	NY Islanders
Nov. 8	L	2-7	Chicago	Feb. 21	W	4-3	Hartford
Nov. 10	W	4-1	Minnesota	Feb. 23	L	1-3	NEW JERSEY
Nov. 12	T	4-4*	QUEBEC	Feb. 25	L	1-2	Ottawa
Nov. 13	L	0-8	Detroit	Feb. 27	T	3-3*	TAMPA BAY
Nov. 17	W	4-2	BUFFALO	Feb. 28	W	4-2	Washington
Nov. 20	W	4-1	New Jersey	Mar. 2	L	4-5	Philadelphia
Nov. 21	W	2-0	NEW JERSEY	Mar. 5	L	1-3	NY Rangers
Nov. 23	W	5-2	NY Rangers	Mar. 9	W	3-2	BOSTON
Nov. 25	L	3-11	NY RANGERS	Mar. 11	W	4-3*	LOS ANGELES
Nov. 27	L	4-6	Washington	Mar. 14	W	3-2	NY Islanders
Nov. 28	W	5-3	WASHINGTON	Mar. 18	W	7-5	WASHINGTON
Dec. 1	W	7-3	NY Islanders	Mar. 20	W	9-3	PHILADELPHIA
Dec. 3	L	3-5	Los Angeles	Mar. 21	W	6-4	Edmonton
Dec. 5	W	9-4	San Jose	Mar. 23	W	7-2	SAN JOSE
Dec. 8	W	5-2	WINNIPEG	Mar. 25	W	4-3	NEW JERSEY
Dec. 11	L	1-2	New Jersey	Mar. 27	W	5-3	Boston
Dec. 12	W	6-5	NEW JERSEY	Mar. 28	W	4-1	Washington
Dec. 15	W	6-2	PHILADELPHIA	Mar. 30	W	6-4	OTTAWA
Dec. 17	W	5-4*	Philadelphia	Apr. 1	W	10-2	HARTFORD
Dec. 19	L	3-4	NY ISLANDERS	Apr. 3	W	5-3	Quebec
Dec. 21	W	7-4	QUEBEC	Apr. 4	W	5-2	New Jersey
Dec. 23	W	4-0	Philadelphia	Apr. 7	W	4-3*	MONTREAL
Dec. 27	W	4-2	Buffalo	Apr. 9	W	10-4	NY Rangers
Dec. 31	T	3-3*	TORONTO	Apr. 10	W	4-2	NY RANGERS
Jan. 2	W	5-2	NY RANGERS	Apr. 14	T	6-6*	New Jersey
Jan. 5	W	6-2	BOSTON				
Jan. 7	L	3-6	MINNESOTA				
Jan. 9	W	3-2	CALGARY				
Jan. 10	L	2-3	Winnipeg				

* - Overtime

Home games in all CAPS

56-21-7, 1ST, PATRICK DIVISION

1993-94

HIGHLIGHTS

- Ed Johnston named head coach and Bryan Trottier named assistant coach on June 22.
- Ron Francis records his 1,000th point on Oct. 28 vs. Quebec.
- Ed Johnston sets the club record with his 96th career coaching victory on Dec. 21 vs. Tampa Bay.
- Bryan Trottier records his 900th career assist on Jan. 3 at Ottawa.
- Tom Barrasso sets the record for most wins by an American-born goaltender with his 253rd victory on Feb. 15 vs. Winnipeg.
- A pair of milestones: Mario Lemieux records his 1,200th career point and Larry Murphy records his 900th career point on Mar. 26 at Calgary.
- The Penguins clinch the first-ever Northeast Division title on Apr. 11 with a 4-0 win at Ottawa.

TRANSACTIONS

Aug. 27, 1993 - Obtained Marty McSorley from Los Angeles for Shawn McEachern.

Feb. 15, 1994 - Obtained Shawn McEachern and Tomas Sandstrom from Los Angeles for Marty McSorley and Jim Paek.

Mar. 21, 1994 - Obtained Jim McKenzie from Dallas for Mike Needham.

GOALTENDERS

GOALIE	W-L-T	GP	MP	GA	SO	GAA
Roberto Romano	1-0-1	2	125	3	0	1.44
Tom Barrasso	22-15-5	44	2482	139	2	2.26
Ken Wregget	21-12-7	42	2456	138	1	3.37
Rob Dopson	0-0-0	2	45	3	0	4.00
TOTALS	44-27-13	84	5118	285	3	3.34

SCORING

PLAYERS	GP	G	A	PTS	PIM
Jaromir Jagr	80	32	67	99	61
Ron Francis	82	27	66	93	62
Kevin Stevens	83	41	47	88	155
Larry Murphy	84	17	56	73	44
Joe Mullen	84	38	32	70	41
Martin Straka	84	30	34	64	24
Tomas Sandstrom	78	23	35	58	83
Doug Brown	77	18	37	55	18
Shawn McEachern	76	20	22	42	34
Rick Tocchet	51	14	26	40	134
Mario Lemieux	22	17	20	37	32
Greg Hawgood	64	6	28	34	36
Ulf Samuelsson	80	5	24	29	199
Marty McSorley	47	3	18	21	139
Bryan Trottier	41	4	11	15	36
Peter Taglianetti	60	2	12	14	142
Kjell Samuelsson	59	5	8	13	118
Mike Stapleton	58	7	4	11	18
Markus Naslund	71	4	7	11	27
Greg Brown	36	3	8	11	28
Jeff Daniels	63	3	5	8	20
Jim McKenzie	71	3	5	8	146
Grant Jennings	61	2	4	6	126
Ed Patterson	27	3	1	4	10
Mike Ramsey	65	2	2	4	22
Jim Paek	41	0	4	4	8
Pat Neaton	12	1	1	2	12
Larry DePalma	7	1	0	1	5
Mike Needham	25	1	0	1	2
Ken Wregget	42	0	1	1	8
Tom Barrasso	44	0	1	1	42
Chris Tamer	12	0	0	0	9
Greg Andrusak	3	0	0	0	2
Justin Duberman	4	0	0	0	0
Ladislav Karabin	9	0	0	0	2
Rob Dopson	2	0	0	0	0
Roberto Romano	2	0	0	0	0
Bench					20

GAMES

DATE	RESULT	SCORE	OPPONENT	DATE	RESULT	SCORE	OPPONENT
Oct. 5	L	3-4	Philadelphia	Jan. 18	L	3-6	Quebec
Oct. 7	W	2-1	MONTREAL	Jan. 25	W	4-2	OTTAWA
Oct. 9	W	3-2	NY RANGERS	Jan. 27	W	3-0	QUEBEC
Oct. 10	L	4-7	Quebec	Jan. 29	T	4-4*	Toronto
Oct. 12	W	2-1	Florida	Jan. 31	L	3-5	NY Rangers
Oct. 14	L	2-3	Tampa Bay	Feb. 1	W	2-1	FLORIDA
Oct. 16	W	5-3	HARTFORD	Feb. 4	W	6-3	Detroit
Oct. 19	W	3-2	NY Islanders	Feb. 5	L	3-7	New Jersey
Oct. 22	W	4-2	Buffalo	Feb. 7	L	1-4	MONTREAL
Oct. 23	T	3-3*	ST. LOUIS	Feb. 10	L	3-5	NY ISLANDERS
Oct. 28	L	3-7	QUEBEC	Feb. 12	L	3-9	DALLAS
Oct. 30	W	4-3	CHICAGO	Feb. 13	W	3-0	Philadelphia
Nov. 2	T	3-3*	San Jose	Feb. 15	W	5-3	WINNIPEG
Nov. 3	W	6-2	BUFFALO	Feb. 17	W	6-4	HARTFORD
Nov. 6	L	3-8	Los Angeles	Feb. 19	L	1-4	Montreal
Nov. 7	W	5-4	Anaheim	Feb. 21	L	3-4*	NY Rangers
Nov. 9	T	3-3*	St. Louis	Feb. 24	T	2-2*	ANAHEIM
Nov. 11	L	1-4	Chicago	Feb. 26	W	4-3	BUFFALO
Nov. 13	L	3-7	DETROIT	Feb. 28	W	4-3	Florida
Nov. 16	W	11-5	PHILADELPHIA	Mar. 4	L	1-2	Buffalo
Nov. 18	W	3-2	WASHINGTON	Mar. 6	W	5-3	Winnipeg
Nov. 20	T	2-2*	Montreal	Mar. 8	W	7-3	BOSTON
Nov. 24	W	7-3	BOSTON	Mar. 10	L	2-4	TORONTO
Nov. 26	T	4-4*	Washington	Mar. 12	W	6-2	NY RANGERS
Nov. 27	T	2-2*	OTTAWA	Mar. 13	W	3-2	Hartford
Dec. 2	T	2-2*	NEW JERSEY	Mar. 15	L	4-5*	WASHINGTON
Dec. 4	W	7-6*	Hartford	Mar. 17	W	4-2	Boston
Dec. 8	L	2-3	Dallas	Mar. 19	W	5-4	VANCOUVER
Dec. 11	W	6-3	Tampa Bay	Mar. 20	W	2-1	NY Islanders
Dec. 14	W	4-2	LOS ANGELES	Mar. 22	T	2-2*	SAN JOSE
Dec. 16	W	2-1	BUFFALO	Mar. 24	W	5-1	OTTAWA
Dec. 19	L	3-6	NY ISLANDERS	Mar. 26	L	3-5	Calgary
Dec. 21	W	8-3	TAMPA BAY	Mar. 27	L	3-5	Edmonton
Dec. 23	W	4-3	Boston	Mar. 30	W	3-1	Vancouver
Dec. 26	L	3-7	Washington	Apr. 3	W	6-2	BOSTON
Dec. 28	T	4-4*	PHILADELPHIA	Apr. 4	W	2-1	TAMPA BAY
Dec. 31	L	4-5	QUEBEC	Apr. 6	W	3-1	NEW JERSEY
Jan. 2	L	2-7	Hartford	Apr. 8	L	2-7	New Jersey
Jan. 3	W	4-1	Ottawa	Apr. 9	L	1-9	Montreal
Jan. 7	W	4-3*	Buffalo	Apr. 11	W	4-0	Ottawa
Jan. 8	T	2-2*	CALGARY				
Jan. 11	W	5-4*	BOSTON				
Jan. 13	T	2-2*	FLORIDA				
Jan. 15	W	4-3	EDMONTON				

* - Overtime

Home games in all CAPS

44-27-13, 1ST, NORTHEAST DIVISION

1994-95

HIGHLIGHTS

- The Penguins defeat the Tampa Bay Lightning, 6-3, to tie a club record with their seventh-consecutive victory from the start of the season on Feb. 4.
- Joe Mullen becomes the first American-born player to record 1,000 career points with an assist on Feb. 7 vs. Florida.
- Jaromir Jagr becomes the first European-trained player to win the Art Ross Trophy on May 3.
- Ron Francis records a league-best plus-30 rating.
- Ron Francis becomes the first Penguin to win the Selke Trophy and the second to win the Lady Byng.
- Jaromir Jagr is named a First-Team All-Star and Larry Murphy is named to the Second-Team.

TRANSACTIONS

Feb. 16, 1995 - Acquired Wendell Young from Tampa Bay for future considerations.

Apr. 7, 1995 - Obtained Norm Maciver and Troy Murray from Ottawa for Martin Straka.

Apr. 7, 1995 - Acquired Drake Berehowsky from Toronto for Grant Jennings.

GOALTENDERS

GOALIE	W-L-T	GP	MP	GA	SO	GAA
Phil. DeRouville	1-0-0	1	60	3	0	3.00
Ken Wregget	25-9-2	38	2208	118	0	3.21
Wendell Young	3-6-0	10	497	27	0	3.26
Tom Barrasso	0-1-1	2	125	8	0	3.84
TOTALS	29-16-3	48	2901	158	0	3.27

SCORING

PLAYERS	GP	G	A	PTS	PIM
Jaromir Jagr	48	32	38	70	37
Ron Francis	44	11	48	59	18
Tomas Sandstrom	47	21	23	44	42
Luc Robitaille	46	23	19	42	37
Larry Murphy	48	13	25	38	18
Joe Mullen	45	16	21	37	6
John Cullen	46	13	24	37	66
Kevin Stevens	27	15	12	27	51
Shawn McEachern	44	13	13	26	22
Norm Maciver	41	4	16	20	16
Troy Murray	46	4	12	16	39
Martin Straka	31	4	12	16	16
Ulf Samuelsson	44	1	15	16	113
Chris Joseph	33	5	10	15	46
Len Barrie	48	3	11	14	66
Mike Hudson	40	2	9	11	34
Kjell Samuelsson	41	1	6	7	54
Greg Hawgood	21	1	4	5	25
Markus Naslund	14	2	2	4	2
Greg Andrusak	7	0	4	4	6
Grant Jennings	25	0	4	4	36
Jim McKenzie	39	2	1	3	63
Chris Tamer	36	2	0	2	82
Drake Berehowsky	29	0	2	2	28
Francois Leroux	40	0	2	2	114
Rusty Fitzgerald	4	1	0	1	0
Richard Park	1	0	1	1	2
Peter Taglianetti	13	0	1	1	12
Jeff Christian	1	0	0	0	0
Philippe DeRouville	1	0	0	0	0
Tom Barrasso	2	0	0	0	0
Wendell Young	10	0	0	0	2
Ken Wregget	38	0	0	0	14
Bench					10

GAMES

DATE	RESULT	SCORE	OPPONENT
Jan. 20	W	5-3	Tampa Bay
Jan. 23	W	6-5	Florida
Jan. 25	W	3-2	NY Rangers
Jan. 27	W	5-4	OTTAWA
Jan. 29	W	4-1	Washington
Feb. 1	W	4-3	NY RANGERS
Feb. 4	W	6-3	TAMPA BAY
Feb. 5	T	3-3*	New Jersey
Feb. 7	W	7-3	FLORIDA
Feb. 9	W	5-2	NY Islanders
Feb. 11	W	3-1	MONTREAL
Feb. 14	W	5-3	BOSTON
Feb. 16	W	5-2	HARTFORD
Feb. 18	L	2-4	Hartford
Feb. 19	T	3-3*	BUFFALO
Feb. 21	W	5-4	QUEBEC
Feb. 24	L	2-4	TAMPA BAY
Feb. 25	L	1-3	NY Islanders
Feb. 27	W	7-5	Quebec
Mar. 2	L	3-6	Buffalo
Mar. 4	W	4-3*	Boston
Mar. 5	L	2-6	Philadelphia
Mar. 7	L	4-5	QUEBEC
Mar. 9	W	4-2	NY ISLANDERS
Mar. 11	W	6-2	BUFFALO
Mar. 13	W	4-2	MONTREAL
Mar. 15	L	5-8	Montreal
Mar. 16	L	2-3	Quebec
Mar. 19	W	4-3	Ottawa
Mar. 21	W	3-2	Buffalo
Mar. 24	W	5-2	NEW JERSEY
Mar. 26	L	0-2	Florida
Mar. 28	W	6-3	NY ISLANDERS
Apr. 1	W	3-2	PHILADELPHIA
Apr. 5	L	4-8	HARTFORD
Apr. 8	L	1-2	Montreal
Apr. 10	W	4-3	Ottawa
Apr. 11	W	3-1	WASHINGTON
Apr. 15	W	5-2	OTTAWA
Apr. 16	L	3-4*	Philadelphia
Apr. 18	W	6-5	NY RANGERS
Apr. 22	L	1-2	WASHINGTON

DATE	RESULT	SCORE	OPPONENT
Apr. 23	W	4-2	Hartford
Apr. 26	T	3-3*	New Jersey
Apr. 28	W	4-1	BOSTON
Apr. 30	L	2-5	Boston
May 2	L	2-7	Washington
May 3	L	3-4	FLORIDA

* - Overtime

Home games in all CAPS

29-16-3, 2ND, NORTHEAST DIVISION

1995-96

HIGHLIGHTS

- Mario Lemieux returns to the Pittsburgh lineup after a one-year leave of absence for medical reasons.
- Mario Lemieux records his 500th career goal on Oct. 26 at the NY Islanders, becoming the second-fastest to reach the mark.
- Ron Francis records his 1,200th career point on Dec. 26 at Buffalo.
- Mario Lemieux records five goals in a game against St. Louis on Mar. 26.
- Jaromir Jagr sets NHL records for points (149) and assists (87) in a season by a right wing.

TRANSACTIONS

Aug. 2, 1995 - Obtained Bryan Smolinski, Glen Murray and Boston's third-round choice in the 1996 NHL Draft for Kevin Stevens and Shawn McEachern.

Mar. 20, 1996 - Obtained J.J. Daigneault from St. Louis for an eighth-round choice in the 1996 NHL Draft.

Mar. 20, 1996 - Obtained Alek Stojanov from Vancouver for Markus Naslund.

GOALTENDERS

GOALIE	W-L-T	GP	MP	GA	SO	GAA
Ken Wregget	20-13-2	37	2132	115	3	3.24
Tom Barrasso	29-16-2	49	2799	160	2	3.43
TOTALS	49-29-4	82	4948	284	5	3.44

SCORING

PLAYERS	GP	G	A	PTS	PIM
Mario Lemieux	70	69	92	161	54
Jaromir Jagr	82	62	87	149	96
Ron Francis	77	27	92	119	56
Petr Nedved	80	45	54	99	68
Tomas Sandstrom	58	35	35	70	69
Sergei Zubov	64	11	55	66	22
Bryan Smolinski	81	24	40	64	69
Kevin Miller	81	28	25	53	45
Markus Naslund	66	19	33	52	36
Dmitri Mironov	72	3	31	34	88
Glen Murray	69	14	15	29	57
Norm Maciver	32	2	21	23	32
Chris Joseph	70	5	14	19	71
Neil Wilkinson	62	3	14	17	120
Dave Roche	71	7	7	14	130
Chris Tamer	70	4	10	14	153
J.J. Daigneault	57	4	7	11	53
Francois Leroux	66	2	9	11	161
Joe Dziedzic	69	5	5	10	68
Richard Park	56	4	6	10	36
Dave McLlwain	19	2	5	7	6
Brad Lauer	21	4	1	5	6
Corey Foster	11	2	2	4	2
Chris Wells	54	2	2	4	59
Rusty Fitzgerald	21	1	2	3	12
Tom Barrasso	49	0	3	3	18
Ian Moran	51	1	1	2	47
Alek Stojanov	68	1	1	2	130
Ed Patterson	35	0	2	2	38
Ken Wregget	37	0	2	2	8
Drake Berehowsky	1	0	0	0	0
Greg Andrusak	2	0	0	0	0
Stefan Bergkvist	2	0	0	0	2
Jeff Christian	3	0	0	0	2
Len Barrie	5	0	0	0	18
Peter Allen	8	0	0	0	8
Bench					12

GAMES

DATE	RESULT	SCORE	OPPONENT	DATE	RESULT	SCORE	OPPONENT
Oct. 7	W	8-3	TORONTO	Jan. 16	L	2-5	COLORADO
Oct. 9	T	6-6*	Colorado	Jan. 17	W	1-0	Buffalo
Oct. 12	L	1-5	Chicago	Jan. 22	W	7-6*	BOSTON
Oct. 14	W	5-2	ANAHEIM	Jan. 24	W	4-3	Ottawa
Oct. 20	T	2-2*	Hartford	Jan. 27	W	7-4	PHILADELPHIA
Oct. 21	L	2-3*	LOS ANGELES	Jan. 29	L	1-2	Florida
Oct. 26	W	7-5	NY Islanders	Jan. 31	L	1-4	Tampa Bay
Oct. 28	W	5-3	New Jersey	Feb. 3	L	0-3	Detroit
Nov. 1	W	10-0	TAMPA BAY	Feb. 6	W	6-5	BOSTON
Nov. 3	T	3-3*	Buffalo	Feb. 7	T	1-1*	New Jersey
Nov. 4	W	7-4	PHILADELPHIA	Feb. 10	W	6-3	CHICAGO
Nov. 8	W	7-1	Ottawa	Feb. 12	L	1-4	Toronto
Nov. 10	W	9-1	San Jose	Feb. 16	W	1-0	Winnipeg
Nov. 11	L	2-3	Los Angeles	Feb. 18	W	4-3*	NY RANGERS
Nov. 14	W	4-2	DALLAS	Feb. 21	L	3-6	Buffalo
Nov. 17	W	3-2*	Washington	Feb. 23	W	5-4	HARTFORD
Nov. 18	W	3-0	WASHINGTON	Feb. 24	L	3-7	Montreal
Nov. 21	L	4-9	NY Rangers	Feb. 27	W	7-4	Vancouver
Nov. 22	L	3-4	NY RANGERS	Feb. 29	L	3-7	Calgary
Nov. 25	W	5-3	BUFFALO	Mar. 1	W	5-4	Edmonton
Nov. 28	W	7-2	OTTAWA	Mar. 5	W	9-4	WINNIPEG
Nov. 30	W	9-6	Boston	Mar. 7	W	5-1	OTTAWA
Dec. 1	W	2-1	FLORIDA	Mar. 9	L	3-4*	NEW JERSEY
Dec. 3	W	5-4	Tampa Bay	Mar. 13	L	2-3	Hartford
Dec. 5	W	6-3	NY Islanders	Mar. 14	L	2-4	Boston
Dec. 7	W	7-5	MONTREAL	Mar. 16	W	4-2	NY ISLANDERS
Dec. 9	W	6-0	HARTFORD	Mar. 21	W	5-4	EDMONTON
Dec. 13	L	3-6	Anaheim	Mar. 23	L	5-7	BUFFALO
Dec. 15	W	5-1	Dallas	Mar. 24	W	8-2	NY Rangers
Dec. 17	L	5-6	Philadelphia	Mar. 26	W	8-4	ST. LOUIS
Dec. 19	W	7-1	CALGARY	Mar. 28	W	3-2	Florida
Dec. 22	L	2-4	MONTREAL	Mar. 30	W	2-1	NEW JERSEY
Dec. 23	L	0-1	Montreal	Mar. 31	L	1-4	Philadelphia
Dec. 26	W	6-3	BUFFALO	Apr. 4	W	4-2	WASHINGTON
Dec. 28	W	9-4	HARTFORD	Apr. 6	W	2-1	TAMPA BAY
Dec. 30	W	6-5	FLORIDA	Apr. 8	L	4-5	Hartford
Jan. 1	L	2-4	Washington	Apr. 10	L	2-6	NY ISLANDERS
Jan. 3	W	4-1	OTTAWA	Apr. 11	W	5-3	Ottawa
Jan. 5	W	5-2	DETROIT	Apr. 14	L	5-6	Boston
Jan. 6	L	2-3	St. Louis				
Jan. 8	W	8-5	VANCOUVER				
Jan. 12	L	5-6	MONTREAL				
Jan. 13	L	8-10	SAN JOSE				

* - Overtime

Home games in all CAPS

1996-97

HIGHLIGHTS

- Mario Lemieux becomes the ninth player to record 1,400 points on Nov. 30 vs. Boston.
- Jaromir Jagr records his 600th point on Jan. 4 vs. Tampa Bay.
- Mario Lemieux ties the NHL record for goals in a period with four against Montreal on Jan. 26.
- Mario Lemieux scores his 600th career goal on Feb. 4 vs. Vancouver.
- Joe Mullen becomes the first American-born player to record 500 goals on Mar. 14 at Colorado.
- Ron Francis records his 400th career goal on Mar. 29 vs. Los Angeles.
- Patrick Lalime sets the NHL record for longest unbeaten streak from the beginning of a career by going 14-0-2.

TRANSACTIONS

- June 22, 1996** - Obtained Kevin Hatcher from Dallas for Sergei Zubov.
- Nov. 17, 1996** - Obtained Darius Kasparaitis and Andreas Johansson from NY Islanders for Bryan Smolinski.
- Nov. 19, 1996** - Obtained Stu Barnes and Jason Woolley from Florida for Chris Wells.
- Mar. 18, 1997** - Obtained Eddie Olczyk from Los Angeles for Glen Murray.

GOALTENDERS

GOALIE	W-L-T	GP	MP	GA	SO	GAA
Patrick Lalime	21-12-2	39	2058	101	3	2.94
Phil. DeRouville	0-2-0	2	111	6	0	3.24
Ken Wregget	17-17-6	46	2514	136	2	3.25
Tom Barrasso	0-5-0	5	270	26	0	5.78
TOTALS	38-36-8	82	4969	280	5	3.38

SCORING

PLAYERS	GP	G	A	PTS	PIM
Mario Lemieux	76	50	72	122	65
Jaromir Jagr	63	47	48	95	40
Ron Francis	81	27	63	90	20
Petr Nedved	74	33	38	71	66
Eddie Olczyk	79	25	30	55	51
Kevin Hatcher	80	15	39	54	103
Stu Barnes	81	19	30	49	26
Fredrik Olausson	71	9	29	38	32
Jason Woolley	60	6	30	36	30
Greg Johnson	75	13	19	32	26
Alex Hicks	73	7	21	28	90
Tomas Sandstrom	40	9	15	24	33
Darius Kasparaitis	75	2	21	23	100
Joe Mullen	54	7	15	22	4
Glen Murray	66	11	11	22	24
Garry Valk	70	10	11	21	78
Joe Dziedzic	59	9	9	18	63
J.J. Daigneault	53	3	14	17	36
Roman Oksiuta	35	6	7	13	26
Andreas Johansson	42	4	9	13	20
Dave Roche	61	5	5	10	155
Ian Moran	36	4	5	9	22
Dmitri Mironov	15	1	5	6	24
Chris Tamer	45	2	4	6	131
Alek Stojanov	35	1	4	5	79
Josef Beranek	8	3	1	4	4
Jeff Christian	11	2	2	4	13
Tyler Wright	45	2	2	4	70
Petr Klima	9	1	3	4	4
Craig Muni	64	0	4	4	36
Dan Quinn	16	0	3	3	10
Francois Leroux	59	0	3	3	81
Ken Wregget	46	0	1	1	6
Domenic Pittis	1	0	0	0	0
Richard Park	1	0	0	0	0
Philippe DeRouville	2	0	0	0	0
Tom Barrasso	5	0	0	0	0
Stefan Bergkvist	5	0	0	0	7
Ed Patterson	6	0	0	0	8
Shawn Antoski	13	0	0	0	49
Neil Wilkinson	23	0	0	0	36
Patrick Lalime	39	0	0	0	0

GAMES

DATE	RESULT	SCORE	OPPONENT
Oct. 5	L	3-4*	TAMPA BAY
Oct. 8	L	3-7	Hartford
Oct. 11	L	2-3	Ottawa
Oct. 12	W	3-2	OTTAWA
Oct. 16	L	1-8	NY Rangers
Oct. 17	L	1-4	Buffalo
Oct. 19	W	2-1	WASHINGTON
Oct. 22	L	2-5	Edmonton
Oct. 24	L	5-7	Calgary
Oct. 26	L	1-2	Vancouver
Nov. 1	L	2-4	Washington
Nov. 2	W	7-3	OTTAWA
Nov. 6	W	5-2	EDMONTON
Nov. 8	T	5-5*	Tampa Bay
Nov. 9	L	2-4	Florida
Nov. 12	W	3-0	BUFFALO
Nov. 14	L	1-2*	Boston
Nov. 16	L	3-8	NY RANGERS
Nov. 19	W	4-2	ST. LOUIS
Nov. 21	L	3-7	Philadelphia
Nov. 22	W	7-1	Hartford
Nov. 27	T	2-2*	MONTREAL
Nov. 30	W	6-2	BOSTON
Dec. 3	T	4-4*	HARTFORD
Dec. 4	W	4-2	Ottawa
Dec. 6	W	5-3	Washington
Dec. 7	W	5-3	ANAHEIM
Dec. 10	W	5-3	Los Angeles
Dec. 11	W	7-3	Anaheim
Dec. 13	W	4-0	San Jose
Dec. 15	L	1-2	Chicago
Dec. 17	L	4-6	BOSTON
Dec. 19	W	4-0	St. Louis
Dec. 21	W	3-1	SAN JOSE
Dec. 23	W	6-5	Toronto
Dec. 26	T	3-3*	MONTREAL
Dec. 28	W	2-0	BUFFALO
Dec. 30	W	5-3	WASHINGTON
Jan. 2	W	6-1	New Jersey
Jan. 4	W	7-3	TAMPA BAY
Jan. 7	W	5-3	NY Islanders
Jan. 10	W	5-2	NY ISLANDERS
Jan. 11	T	3-3*	Ottawa

DATE	RESULT	SCORE	OPPONENT
Jan. 14	W	3-1	DALLAS
Jan. 15	W	3-0	Hartford
Jan. 21	W	4-2	CALGARY
Jan. 23	L	3-4*	COLORADO
Jan. 25	L	4-7	NY RANGERS
Jan. 26	W	5-2	Montreal
Jan. 29	L	1-3	Buffalo
Feb. 1	W	4-1	PHOENIX
Feb. 4	W	6-4	VANCOUVER
Feb. 5	W	6-3	Montreal
Feb. 8	L	5-6*	DETROIT
Feb. 12	L	1-5	NY ISLANDERS
Feb. 15	L	1-5	Philadelphia
Feb. 16	L	2-6	PHILADELPHIA
Feb. 18	W	4-2	FLORIDA
Feb. 22	L	2-5	CHICAGO
Feb. 23	L	1-4	NY Islanders
Feb. 27	L	1-4	Detroit
Mar. 1	L	3-6	New Jersey
Mar. 4	L	1-3	NEW JERSEY
Mar. 5	L	2-4	Buffalo
Mar. 8	W	3-2*	PHILADELPHIA
Mar. 10	T	2-2*	MONTREAL
Mar. 12	T	5-5*	Phoenix
Mar. 14	L	3-6	Colorado
Mar. 16	L	2-6	Dallas
Mar. 18	W	5-3	BUFFALO
Mar. 20	W	6-3	TORONTO
Mar. 22	L	2-3	NEW JERSEY
Mar. 24	L	0-3	NY Rangers
Mar. 26	L	5-8	Montreal
Mar. 29	W	4-1	LOS ANGELES
Mar. 31	W	4-3	FLORIDA
Apr. 3	T	5-5*	HARTFORD
Apr. 5	W	5-2	OTTAWA
Apr. 8	W	3-1	BOSTON
Apr. 10	L	3-4	Tampa Bay
Apr. 11	L	2-4	Florida
Apr. 13	L	3-7	Boston

* - Overtime

Home games in all CAPS

38-36-8, 2ND, NORTHEAST DIVISION

1997-98

HIGHLIGHTS

- Tom Barrasso records his 300th career victory at Florida on Oct. 19.
- Ron Francis records his 1,400th career point on Jan. 29 at Boston.
- Nine Penguins represent their countries at the 1998 Winter Olympics in Nagano, Japan, with seven bringing home medals.
- Ken Wregget records his 200th career victory on Mar. 7 vs. Philadelphia.
- Ron Francis records his 1,000th career assist on Mar. 21 vs. Philadelphia.
- Jaromir Jagr records his 300th goal on Apr. 15 vs. Tampa Bay.
- Jaromir Jagr captures his second Art Ross Trophy with 102 points.

TRANSACTIONS

Aug. 12, 1997 - Obtained Jiri Slegr from Edmonton for a third-round choice in the 1998 NHL Draft.

Oct. 22, 1997 - Obtained Tuomas Gronman from Chicago for Greg Johnson.

Mar. 24, 1998 - Obtained Sean Pronger from Anaheim for the rights to Patrick Lalime.

GOALTENDERS

GOALIE	W-L-T	GP	MP	GA	SO	GAA
Peter Skudra	6-4-3	17	851	26	0	1.83
Tom Barrasso	31-14-13	63	3542	122	7	2.07
Ken Wregget	3-6-2	15	611	28	0	2.75
TOTALS	40-24-18	82	5022	188	7	2.29

SCORING

PLAYERS	GP	G	A	PTS	PIM
Jaromir Jagr	77	35	67	102	64
Ron Francis	81	25	62	87	20
Stu Barnes	78	30	35	65	30
Kevin Hatcher	74	19	29	48	66
Martin Straka	75	19	23	42	28
Rob Brown	82	15	25	40	59
Fredrik Olausson	76	6	27	33	42
Aleksey Morozov	76	13	13	26	8
Eddie Olczyk	56	11	11	22	35
Robert Lang	54	9	13	22	16
Sean Pronger	67	6	15	21	32
Alex Hicks	58	7	13	20	54
Brad Werenka	71	3	15	18	46
Jiri Slegr	73	5	12	17	109
Andreas Johansson	50	5	10	15	20
Darius Kasparaitis	61	4	8	12	127
Robert Dome	30	5	2	7	12
Chris Ferraro	46	3	4	7	43
Peter Ferraro	29	3	4	7	12
Tyler Wright	82	3	4	7	112
Ian Moran	37	1	6	7	19
Chris Tamer	79	0	7	7	181
Neil Wilkinson	34	2	4	6	24
Garry Valk	39	2	1	3	33
Tuomas Gronman	22	1	2	3	25
Tom Barrasso	63	0	2	2	14
Greg Johnson	5	1	0	1	2
Peter Skudra	17	0	1	1	2
Sven Butenschon	6	0	0	0	6
Ken Wregget	15	0	0	0	6

GAMES

DATE	RESULT	SCORE	OPPONENT
Oct. 1	T	3-3*	LOS ANGELES
Oct. 3	W	4-3	Carolina
Oct. 4	L	3-5	FLORIDA
Oct. 8	L	0-3	MONTREAL
Oct. 9	L	1-3	Philadelphia
Oct. 11	W	4-1	CAROLINA
Oct. 14	W	1-0	NY Rangers
Oct. 15	T	1-1*	Montreal
Oct. 17	W	4-1	Tampa Bay
Oct. 19	W	4-1	Florida
Oct. 22	W	5-2	San Jose
Oct. 24	L	3-4	Edmonton
Oct. 25	W	3-2*	Vancouver
Oct. 28	L	3-6	Calgary
Nov. 1	W	7-6*	VANCOUVER
Nov. 2	L	1-3	Chicago
Nov. 5	L	2-5	DALLAS
Nov. 7	T	1-1*	Detroit
Nov. 8	T	2-2*	BUFFALO
Nov. 12	L	1-4	WASHINGTON
Nov. 14	L	1-3	NY Rangers
Nov. 15	W	5-0	Toronto
Nov. 19	T	3-3*	BOSTON
Nov. 20	W	2-0	Ottawa
Nov. 22	W	4-3*	NY RANGERS
Nov. 24	W	5-1	BUFFALO
Nov. 26	W	3-2	CAROLINA
Nov. 29	W	6-3	MONTREAL
Dec. 1	W	1-0	Montreal
Dec. 4	L	0-4	NEW JERSEY
Dec. 6	W	5-2	ANAHEIM
Dec. 9	W	2-1	Los Angeles
Dec. 10	W	3-0	Anaheim
Dec. 12	T	2-2*	Phoenix
Dec. 16	T	1-1*	TAMPA BAY
Dec. 19	T	3-3*	Colorado
Dec. 20	L	1-4	St. Louis
Dec. 26	W	4-1	Washington
Dec. 27	L	0-1	MONTREAL
Dec. 29	W	5-1	NY ISLANDERS
Dec. 31	W	3-2	CAROLINA
Jan. 3	L	4-5*	COLORADO
Jan. 6	W	4-2	NY Islanders

DATE	RESULT	SCORE	OPPONENT
Jan. 7	L	1-3	New Jersey
Jan. 10	W	4-1	NEW JERSEY
Jan. 12	W	4-1	Carolina
Jan. 14	L	2-5	Boston
Jan. 20	T	0-0*	OTTAWA
Jan. 22	W	3-2	New Jersey
Jan. 24	W	4-2	BOSTON
Jan. 26	W	4-2	ST. LOUIS
Jan. 28	T	2-2*	Washington
Jan. 29	W	4-2	Boston
Jan. 31	W	4-2	DETROIT
Feb. 2	L	2-4	NY ISLANDERS
Feb. 4	T	2-2*	WASHINGTON
Feb. 6	T	2-2*	Buffalo
Feb. 7	T	2-2*	Ottawa
Feb. 25	W	6-2	Montreal
Feb. 28	L	2-6	Boston
Mar. 2	W	3-1	TORONTO
Mar. 5	T	2-2*	CHICAGO
Mar. 7	W	6-4	PHILADELPHIA
Mar. 8	L	3-4*	Philadelphia
Mar. 11	W	4-1	CALGARY
Mar. 14	W	2-1	BUFFALO
Mar. 15	L	0-3	Buffalo
Mar. 18	W	4-2	EDMONTON
Mar. 21	W	4-3	PHILADELPHIA
Mar. 22	T	0-0*	Dallas
Mar. 26	L	3-4	NY Islanders
Mar. 28	T	2-2*	NY RANGERS
Mar. 29	T	1-1*	OTTAWA
Apr. 1	L	2-3	SAN JOSE
Apr. 4	W	4-1	Tampa Bay
Apr. 5	L	1-3	Florida
Apr. 7	L	1-2	PHOENIX
Apr. 9	L	1-4	Ottawa
Apr. 11	T	3-3*	FLORIDA
Apr. 15	W	5-1	TAMPA BAY
Apr. 16	W	4-1	Carolina
Apr. 18	W	5-2	BOSTON

* - Overtime

Home games in all CAPS

40-24-18, 1ST, NORTHEAST DIVISION

1998-99

HIGHLIGHTS

- Jaromir Jagr records his 800th career point Jan. 31 at Montreal.
- Penguins win five consecutive overtime games for the first time in club history and lead the NHL with 28 overtime points.
- Tom Barrasso passes Gump Worsley for 10th place on the NHL's all-time wins list with his 336th victory on Jan. 5 vs. Calgary.
- Penguins win 10 games in a row, Jan. 28-Feb. 15, the second-longest winning streak in team history.
- Tom Barrasso, Peter Skudra and Jean-Sebastien Aubin all record shutouts, making it the first time in club history that three different goalies record shutouts in one season.
- Jaromir Jagr captures his first Hart Trophy as league MVP. Jagr also wins his third Art Ross Trophy as the league's leading scorer.

TRANSACTIONS

June 17, 1998 - Obtained German Titov and Todd Hlushko from Calgary for Ken Wregget and Dave Roche.

Nov. 25, 1998 - Obtained Alexei Kovalev, Harry York and future considerations from NY Rangers for Petr Nedved, Chris Tamer and Sean Pronger.

Mar. 11, 1999 - Obtained Matthew Barnaby from Buffalo for Stu Barnes.

GOALTENDERS

GOALIE	W-L-T	GP	MP	GA	SO	GAA
J.S. Aubin	4-3-6	17	756	28	2	2.22
Tom Barrasso	19-16-3	43	2306	98	4	2.55
Peter Skudra	15-11-5	37	1914	89	3	2.79
TOTALS	38-30-14	82	5011	225	9	2.74

SCORING

PLAYERS	GP	G	A	PTS	PIM
Jaromir Jagr	81	44	83	127	66
Martin Straka	80	35	48	83	26
German Titov	72	11	45	56	34
Alexei Kovalev	77	23	30	53	49
Robert Lang	72	21	23	44	24
Kip Miller	77	19	23	42	22
Jan Hrdina	82	13	29	42	40
Kevin Hatcher	66	11	27	38	24
Stu Barnes	64	20	12	32	20
Rob Brown	58	13	11	24	16
Brad Werenka	81	6	18	24	93
Jiri Slegr	63	3	20	23	86
Matthew Barnaby	62	6	16	22	177
Aleksey Morozov	67	9	10	19	14
Dan Kesa	67	2	8	10	27
Bobby Dollas	70	2	8	10	60
Ian Moran	62	4	5	9	37
Maxim Galanov	51	4	3	7	14
Jeff Serowik	26	0	6	6	16
Darius Kasparaitis	48	1	4	5	70
Tom Barrasso	43	0	3	3	20
Martin Sonnenberg	44	1	1	2	19
Patrick Lebeau	8	1	0	1	2
Greg Andrusak	7	0	1	1	4
Victor Ignatjev	11	0	1	1	6
Ryan Savoia	3	0	0	0	0
Pavel Skrbek	4	0	0	0	2
Brian Bonin	5	0	0	0	0
Chris Tamer	11	0	0	0	32
Sven Butenschon	17	0	0	0	6
J.S. Aubin	17	0	0	0	0
Neil Wilkinson	24	0	0	0	22
Peter Skudra	37	0	0	0	2
Tyler Wright	61	0	0	0	90

GAMES

DATE	RESULT	SCORE	OPPONENT	DATE	RESULT	SCORE	OPPONENT
Oct. 10	W	4-3	NY Islanders	Jan. 30	W	5-2	BOSTON
Oct. 14	W	3-1	New Jersey	Jan. 31	W	5-3	Montreal
Oct. 17	T	3-3*	NY RANGERS	Feb. 2	W	5-3	BUFFALO
Oct. 21	L	0-5	Tampa Bay	Feb. 5	W	3-0	FLORIDA
Oct. 24	L	4-6	TORONTO	Feb. 7	W	2-1	DETROIT
Oct. 26	W	2-0	Toronto	Feb. 9	W	3-2*	MONTREAL
Oct. 28	W	5-2	Calgary	Feb. 11	W	6-5*	VANCOUVER
Oct. 30	T	2-2*	Vancouver	Feb. 13	W	3-2*	Nashville
Oct. 31	L	1-4	Edmonton	Feb. 15	W	7-3	WASHINGTON
Nov. 3	T	4-4*	PHILADELPHIA	Feb. 17	L	1-3	NY Islanders
Nov. 5	W	4-2	Ottawa	Feb. 19	L	1-6	NY Rangers
Nov. 7	T	0-0*	BOSTON	Feb. 21	L	1-2	Philadelphia
Nov. 10	W	3-2	NY ISLANDERS	Feb. 22	W	4-1	PHOENIX
Nov. 13	L	3-4	New Jersey	Feb. 25	W	3-2	Colorado
Nov. 14	W	4-0	FLORIDA	Feb. 26	L	4-6	Dallas
Nov. 17	L	1-4	PHILADELPHIA	Feb. 28	L	3-4	Washington
Nov. 19	W	5-1	Tampa Bay	Mar. 3	T	4-4*	MONTREAL
Nov. 21	W	5-2	TAMPA BAY	Mar. 5	T	2-2*	EDMONTON
Nov. 25	L	4-5	Washington	Mar. 7	L	1-3	COLORADO
Nov. 27	T	2-2*	NY RANGERS	Mar. 9	L	2-3	NEW JERSEY
Nov. 28	W	4-3	Montreal	Mar. 10	W	3-2*	Carolina
Dec. 1	T	4-4*	ANAHEIM	Mar. 13	W	4-0	PHILADELPHIA
Dec. 4	T	3-3*	Carolina	Mar. 16	T	2-2*	DALLAS
Dec. 5	L	1-2	Boston	Mar. 17	W	2-0	Tampa Bay
Dec. 12	W	4-3	St. Louis	Mar. 20	T	1-1*	NASHVILLE
Dec. 15	W	3-2*	TAMPA BAY	Mar. 21	T	2-2*	NY Rangers
Dec. 16	L	1-4	Florida	Mar. 23	W	5-2	CHICAGO
Dec. 19	W	3-0	WASHINGTON	Mar. 25	L	3-5	New Jersey
Dec. 21	L	1-7	Toronto	Mar. 27	T	1-1*	BUFFALO
Dec. 22	L	0-3	LOS ANGELES	Mar. 28	L	3-4*	Buffalo
Dec. 26	W	2-1*	OTTAWA	Mar. 30	L	4-6	OTTAWA
Dec. 30	W	7-4	FLORIDA	Apr. 1	T	3-3*	Ottawa
Jan. 2	W	4-2	Florida	Apr. 3	L	2-4	NEW JERSEY
Jan. 5	W	5-1	CALGARY	Apr. 5	L	1-3	Buffalo
Jan. 7	W	4-2	CAROLINA	Apr. 8	L	1-3	Philadelphia
Jan. 9	W	2-1	ST. LOUIS	Apr. 11	W	3-0	Detroit
Jan. 13	L	3-5	Phoenix	Apr. 15	L	2-4	Boston
Jan. 15	L	2-3	San Jose	Apr. 17	L	2-7	NY ISLANDERS
Jan. 16	W	5-1	Los Angeles	Apr. 18	W	2-1*	NY Rangers
Jan. 18	L	3-5	Anaheim				
Jan. 21	L	2-5	NY ISLANDERS				
Jan. 26	L	3-5	CAROLINA				
Jan. 28	W	6-0	TORONTO				

* - Overtime

Home games in all CAPS

38-30-14, 3RD, ATLANTIC DIVISION

1999-00

HIGHLIGHTS

- Jaromir Jagr opens the season with a 15-game point streak from Oct. 1-Nov. 13 (14G-19A=33Pts).
- Jaromir Jagr sets an NHL record by recording a point on 15 consecutive goals from Oct. 16-Nov. 4 (7G-8A=15Pts).
- Jaromir Jagr nets his fifth career hat trick and his 900th point on Nov. 26 vs. Ottawa.
- Herb Brooks replaces Kevin Constantine as head coach on Dec. 9.
- Jaromir Jagr records a career-best seven points (3G-4A) on Dec. 30.
- Martin Straka ties the team record for two fastest goals by one player (four seconds) on Feb. 11 vs. Edmonton.
- Jaromir Jagr captures his third consecutive Art Ross Trophy (fourth overall).
- The Penguins and Philadelphia Flyers play the third-longest game in NHL history in Game 5 of the Eastern Conference Semifinals. Goaltender Ron Tugnutt makes 70 saves in the four-and-a-half overtime, 2-1 loss.

TRANSACTIONS

Mar. 13, 2000 - Obtained Bob Boughner from Nashville for Pavel Skrbek.

Mar. 14, 2000 - Obtained Ron Tugnutt and Janne Laukkanen from Ottawa for Tom Barrasso; Acquired Rene Corbet and Tyler Moss from Calgary for Brad Werenka; Acquired Josef Beranek from Edmonton for German Titov.

GOALTENDERS

GOALIE	W-L-T	GP	MP	GA	SO	GAA
Ron Tugnutt	4-2-0	7	374	15	0	2.41
J. S. Aubin	23-21-3	51	2789	120	2	2.58
Peter Skudra	5-7-3	20	922	48	1	3.12
Tom Barrasso	5-7-2	18	870	46	1	3.17
TOTALS	37-37-8	82	4984	236	4	2.88

SCORING

PLAYERS	GP	G	A	PTS	PIM
Jaromir Jagr	63	42	54	96	50
Alexei Kovalev	82	26	40	66	94
Robert Lang	78	23	42	65	14
Martin Straka	71	20	39	59	26
Jan Hrdina	70	13	33	46	43
Aleksey Morozov	68	12	19	31	14
Jiri Slegr	74	11	20	31	82
Pat Falloon	63	9	22	31	14
Josef Beranek	71	13	12	25	57
Matthew Barnaby	64	12	12	24	197
Rob Brown	50	10	13	23	10
Tyler Wright	50	12	10	22	45
Michal Rozsival	75	4	17	21	48
Janne Laukkanen	71	2	18	20	67
Rene Corbet	52	5	10	15	60
Darius Kasparaitis	73	3	12	15	146
Hans Jonsson	68	3	11	14	12
Ian Moran	73	4	8	12	28
Bob Boughner	73	3	4	7	166
Robert Dome	22	2	5	7	0
Andrew Ference	30	2	4	6	20
Tom Chorske	33	1	5	6	2
Peter Popovic	54	1	5	6	30
Steve Leach	56	2	3	5	24
John Slaney	29	1	4	5	10
Martin Sonnenberg	14	1	2	3	0
Dan Trebil	3	1	0	1	2
J.S. Aubin	51	0	1	1	2
Sven Butenschon	3	0	0	0	0
Peter Skudra	20	0	0	0	0
Dennis Bonvie	20	0	0	0	80
Ron Tugnutt	7	0	0	0	0

GAMES

DATE	RESULT	SCORE	OPPONENT	DATE	RESULT	SCORE	OPPONENT
Oct. 1	L	4-6	Dallas	Jan. 19	W	3-1	ST. LOUIS
Oct. 7	W	7-5	New Jersey	Jan. 22	L	2-4	Montreal
Oct. 8	T	3-3*	COLORADO	Jan. 23	T	4-4*	PHILADELPHIA
Oct. 14	W	5-2	NY Rangers	Jan. 25	L	3-4	NY RANGERS
Oct. 16	T	3-3*	CHICAGO	Jan. 27	W	4-1	ATLANTA
Oct. 23	L	2-3	CAROLINA	Jan. 29	L	1-7	ANAHEIM
Oct. 27	L	1-2*	Anaheim	Jan. 31	W	2-1*	Atlanta
Oct. 28	L	3-5	Los Angeles	Feb. 1	W	3-2	WASHINGTON
Oct. 30	T	1-1*	San Jose	Feb. 3	W	4-2	NY ISLANDERS
Nov. 2	L	4-5	LOS ANGELES	Feb. 9	W	5-2	ATLANTA
Nov. 4	L	1-2	Ottawa	Feb. 11	T	2-2*	EDMONTON
Nov. 6	L	4-7	TAMPA BAY	Feb. 12	L	1-5	NY Islanders
Nov. 10	W	5-4	MONTREAL	Feb. 14	W	3-0	VANCOUVER
Nov. 12	L	2-3*	Detroit	Feb. 16	T	1-1*	BUFFALO
Nov. 13	W	6-2	NASHVILLE	Feb. 19	W	2-1	Florida
Nov. 16	W	3-2	BUFFALO	Feb. 21	L	1-2	Tampa Bay
Nov. 18	L	1-2	Tampa Bay	Feb. 22	L	3-4	NY Rangers
Nov. 20	L	1-2*	Florida	Feb. 24	L	3-4*	Philadelphia
Nov. 23	W	3-1	TORONTO	Feb. 26	T	2-2*	BOSTON
Nov. 26	W	5-0	OTTAWA	Feb. 28	T	1-1*	OTTAWA
Nov. 27	L	3-5	Carolina	Mar. 1	L	2-8	Calgary
Nov. 30	W	4-1	Buffalo	Mar. 4	W	3-2	Edmonton
Dec. 2	L	2-5	SAN JOSE	Mar. 8	L	0-3	MONTREAL
Dec. 4	L	2-3*	Toronto	Mar. 9	L	0-7	Ottawa
Dec. 7	L	1-2	New Jersey	Mar. 11	W	3-1	NY RANGERS
Dec. 9	W	3-0	WASHINGTON	Mar. 13	L	2-3	NEW JERSEY
Dec. 11	W	4-2	PHOENIX	Mar. 16	W	4-2	FLORIDA
Dec. 14	W	4-2	BOSTON	Mar. 18	L	2-3	Boston
Dec. 15	W	6-3	Carolina	Mar. 19	W	5-4	NY RANGERS
Dec. 18	L	2-5	FLORIDA	Mar. 21	W	8-2	NY Islanders
Dec. 20	L	1-5	Montreal	Mar. 24	W	5-3	Atlanta
Dec. 21	W	4-0	NY Islanders	Mar. 26	L	1-3	Philadelphia
Dec. 23	W	4-3	TAMPA BAY	Mar. 28	W	3-2	NEW JERSEY
Dec. 26	W	4-2	Chicago	Mar. 30	W	4-3*	Washington
Dec. 29	L	2-3*	Washington	Apr. 1	L	2-3	PHILADELPHIA
Dec. 30	W	9-3	NY ISLANDERS	Apr. 3	W	3-2	CAROLINA
Jan. 2	W	4-3	DETROIT	Apr. 5	W	4-2	Toronto
Jan. 5	L	1-3	NEW JERSEY	Apr. 7	W	2-1*	Buffalo
Jan. 7	W	5-2	TORONTO	Apr. 9	L	1-3	Boston
Jan. 8	L	2-6	Philadelphia				
Jan. 12	L	1-3	Phoenix				
Jan. 13	L	3-4	Colorado				
Jan. 15	L	2-4	Nashville				

* - Overtime

Home games in all CAPS

37-37-8-6, 3RD, ATLANTIC DIVISION

2000-01

HIGHLIGHTS

- The Penguins open the 2000-01 season with two games against the Nashville Predators in Japan.
- Jaromir Jagr records his 400th goal on Nov. 13 at Colorado.
- Mario Lemieux announces his comeback to the NHL on Dec. 11. Lemieux posts three points (1G-2A) against the Toronto Maple Leafs in his first game back on Dec. 27.
- Lemieux records career point 1,500 and Jagr records his 1,000th against Ottawa on Dec. 30.
- Lemieux posts his 40th career hat trick on Jan. 24 vs. Montreal, the second most in league history.
- Alexei Kovalev records hat tricks in back-to-back games against the Flyers (Feb. 7) and Devils (Feb. 10).
- Jaromir Jagr wins his fourth consecutive Art Ross trophy (fifth overall).

TRANSACTIONS

Dec. 28, 2000 - Obtained Marc Bergevin from St. Louis for Dan Trebil.

Jan. 14, 2001 - Obtained Kevin Stevens from Philadelphia for John Slaney.

Feb. 1, 2001 - Obtained Wayne Primeau from Tampa Bay for Matthew Barnaby.

Mar. 12, 2001 - Obtained Johan Hedberg and Bobby Dollas from San Jose for Jeff Norton.

GOALTENDERS

GOALIE	W-L-T	GP	MP	GA	SO	GAA
Johan Hedberg	7-1-1	9	545	24	0	2.64
Garth Snow	14-15-4	35	2032	101	3	2.98
Rich Parent	1-1-3	7	332	17	0	3.07
J. S. Aubin	20-14-1	36	2050	107	0	3.13
TOTALS	42-31-9	82	4978	256	3	3.12

SCORING

PLAYERS	GP	G	A	PTS	PIM
Jaromir Jagr	81	52	69	121	42
Alexei Kovalev	79	44	51	95	96
Martin Straka	82	27	68	95	38
Robert Lang	82	32	48	80	28
Mario Lemieux	43	35	41	76	188
Jan Hrdina	78	15	28	43	48
Kevin Stevens	55	10	22	32	73
Josef Beranek	70	9	14	23	43
Hans Jonsson	58	4	18	22	22
Wayne Primeau	75	3	19	22	131
Janne Laukkanen	50	3	17	20	34
Aleksey Morozov	66	5	14	19	34
Darius Kasparaitis	77	3	16	19	111
Rene Corbet	43	8	9	17	57
Andrew Ference	36	4	11	15	28
Milan Kraft	42	7	7	14	8
Kip Miller	33	3	8	11	6
Frantisek Kucera	55	2	7	9	12
Toby Petersen	12	2	6	8	4
Ian Moran	40	3	4	7	28
Dan LaCouture	48	2	4	6	43
Michal Rozsival	30	1	4	5	26
Krzysztof Oliwa	36	1	4	5	165
Marc Bergevin	38	1	4	5	26
Bob Boughner	58	1	3	4	147
Billy Tibbetts	29	1	2	3	79
Bobby Dollas	21	1	1	2	18
Steve McKenna	54	1	1	2	119
Josef Melichar	18	0	2	2	21
J. S. Aubin	36	0	1	1	4
Greg Crozier	1	0	0	0	0
Dennis Bonvie	3	0	0	0	0
Rich Parent	7	0	0	0	0
Johan Hedberg	9	0	0	0	0
Garth Snow	35	0	0	0	8

GAMES

DATE	RESULT	SCORE	OPPONENT
Oct. 6	L	1-3	NASHVILLE+
Oct. 7	W	3-1	Nashville+
Oct. 13	W	3-2	TAMPA BAY
Oct. 14	W	8-6	NY RANGERS
Oct. 18	L	2-3	CAROLINA
Oct. 19	T	3-3*	Ottawa
Oct. 21	W	5-2	COLUMBUS
Oct. 25	L	2-3	OTTAWA
Oct. 27	W	4-1	NY Rangers
Oct. 28	L	0-9	NEW JERSEY
Nov. 1	L	2-3	San Jose
Nov. 3	W	4-2	Vancouver
Nov. 4	T	1-1*	Calgary
Nov. 8	W	5-2	PHILADELPHIA
Nov. 10	W	4-2	New Jersey
Nov. 11	W	5-2	EDMONTON
Nov. 13	L	2-3*	Colorado
Nov. 16	L	3-4	St. Louis
Nov. 18	W	3-1	ATLANTA
Nov. 22	L	1-3	CAROLINA
Nov. 24	W	1-0	Philadelphia
Nov. 25	T	2-2*	LOS ANGELES
Nov. 28	L	1-3	Boston
Dec. 1	W	6-4	Buffalo
Dec. 2	L	2-3	BUFFALO
Dec. 5	W	4-2	Ottawa
Dec. 6	L	2-3	BOSTON
Dec. 9	L	1-5	Toronto
Dec. 10	W	4-3	Detroit
Dec. 13	L	4-7	TORONTO
Dec. 15	L	1-4	FLORIDA
Dec. 16	T	4-4*	Montreal
Dec. 20	T	2-2*	Florida
Dec. 21	T	1-1*	Tampa Bay
Dec. 23	L	2-8	DALLAS
Dec. 26	W	5-3	Buffalo
Dec. 27	W	5-0	TORONTO
Dec. 30	W	5-3	OTTAWA
Jan. 3	W	3-2	WASHINGTON
Jan. 5	L	3-4	MONTREAL
Jan. 8	W	5-3	Washington
Jan. 9	L	2-5	Boston
Jan. 12	W	4-3	NY ISLANDERS

DATE	RESULT	SCORE	OPPONENT
Jan. 13	L	5-6	NY Islanders
Jan. 15	W	3-2	ANAHEIM
Jan. 17	L	4-5	Phoenix
Jan. 19	L	5-6*	Dallas
Jan. 21	W	4-0	Chicago
Jan. 24	W	3-1	MONTREAL
Jan. 27	W	5-1	ATLANTA
Jan. 30	W	6-3	Atlanta
Jan. 31	L	1-5	PHILADELPHIA
Feb. 7	W	9-4	PHILADELPHIA
Feb. 10	W	5-4*	NEW JERSEY
Feb. 11	L	2-4	Minnesota
Feb. 14	W	2-1	MINNESOTA
Feb. 16	T	4-4*	New Jersey
Feb. 17	W	3-2*	Columbus
Feb. 19	L	1-5	Colorado
Feb. 21	W	3-2*	FLORIDA
Feb. 23	W	6-4	NY RANGERS
Feb. 25	W	6-1	NY ISLANDERS
Feb. 28	L	2-4	Montreal
Mar. 2	W	7-5	NY Rangers
Mar. 3	L	3-4	Washington
Mar. 7	L	3-4	WASHINGTON
Mar. 8	W	5-3	Atlanta
Mar. 10	W	6-3	CALGARY
Mar. 12	T	3-3*	NY Rangers
Mar. 14	L	1-3	NY ISLANDERS
Mar. 16	W	6-3	Florida
Mar. 17	L	1-5	Tampa Bay
Mar. 20	T	2-2*	BOSTON
Mar. 23	L	3-5	Carolina
Mar. 25	W	4-2	New Jersey
Mar. 27	W	4-1	BUFFALO
Mar. 29	W	5-2	CHICAGO
Mar. 31	W	5-3	ST. LOUIS
Apr. 2	L	1-4	NY Islanders
Apr. 4	W	4-2	TAMPA BAY
Apr. 7	L	3-4*	Philadelphia
Apr. 8	W	6-4	Carolina

* - Overtime
+ - Game played in Japan
Home games in all CAPS

42-28-9-3, 3RD, ATLANTIC DIVISION

2001-02

HIGHLIGHTS

- Rick Kehoe replaces Ivan Hlinka as head coach on Oct. 15.
- Toby Petersen records his first career hat trick Oct. 16 vs. Ottawa.
- Johan Hedberg records his first career regular-season shutout by making 29 saves against the Senators on Oct. 18.
- Alexei Kovalev records his 500th career point Dec. 11 at Washington.
- Mario Lemieux records five points (2G-3A) during a 5-1 win against Tampa Bay on Jan. 23.
- Lemieux records career point 1,600 in a 5-4 loss to the Los Angeles Kings on Feb. 27.

TRANSACTIONS

- July 11, 2001** - Obtained Kris Beech, Michal Sivek and Ross Lupaschuck from Washington for Jaromir Jagr and Frantisek Kucera.
- Jan. 4, 2002** - Claimed Randy Robitaille off waivers from Los Angeles.
- Mar. 15, 2002** - Claimed Shean Donovan off waivers from Atlanta.
- Mar. 17, 2002** - Obtained Kent Manderville from Philadelphia for Billy Tibbetts.
- Mar. 19, 2002** - Obtained Ville Nieminen and Rick Berry from Colorado for Darius Kasparaitis.

GOALTENDERS

GOALIE	W-L-T	GP	MP	GA	SO	GAA
Johan Hedberg	25-34-7	66	3877	178	6	2.75
J. S. Aubin	3-12-1	21	1094	65	0	3.56
TOTALS	28-46-8	82	4994	249	6	3.04

SCORING

PLAYERS	GP	G	A	PTS	PIM
Alexei Kovalev	67	32	44	76	80
Jan Hrdina	79	24	33	57	50
Robert Lang	62	18	32	50	16
Aleksey Morozov	72	20	29	49	16
Randy Robitaille	58	14	23	37	33
Mario Lemieux	24	6	25	31	14
Michal Rozsival	79	9	20	29	47
Ville Nieminen	66	11	16	27	38
Stephane Richer	58	13	12	25	14
Kris Beech	79	10	15	25	45
Toby Petersen	79	8	10	18	4
Dan LaCouture	82	6	11	17	71
Milan Kraft	68	8	8	16	16
Shean Donovan	61	8	7	15	44
Jeff Toms	52	9	5	14	14
Darius Kasparaitis	69	2	12	14	123
Janne Laukkanen	47	6	7	13	28
Andrew Ference	75	4	7	11	73
Wayne Primeau	33	3	7	10	18
Ian Moran	64	2	8	10	54
Martin Straka	13	5	4	9	0
Kent Manderville	38	3	5	8	12
Jamie Pushor	76	0	8	8	84
Hans Jonsson	53	2	5	7	22
Billy Tibbetts	33	1	5	6	109
Kevin Stevens	32	1	4	5	25
John Jakopin	19	0	4	4	42
Tom Kostopoulos	11	1	2	3	9
Josef Melichar	60	0	3	3	68
Mike Wilson	21	1	1	2	17
Krzysztof Oliwa	57	0	2	2	150
Rick Berry	70	0	2	2	81
Shane Endicott	4	0	1	1	4
Eric Meloche	23	0	1	1	8
Johan Hedberg	66	0	1	1	22
J. S. Aubin	21	0	0	0	0

GAMES

DATE	RESULT	SCORE	OPPONENT	DATE	RESULT	SCORE	OPPONENT
Oct. 3	L	1-3	COLORADO	Jan. 12	L	1-4	St. Louis
Oct. 6	L	2-4	ANAHEIM	Jan. 15	L	2-5	Vancouver
Oct. 10	L	3-6	NY ISLANDERS	Jan. 17	W	6-4	Calgary
Oct. 14	L	1-4	Buffalo	Jan. 19	W	1-0	Edmonton
Oct. 16	W	5-2	OTTAWA	Jan. 21	W	5-2	PHILADELPHIA
Oct. 18	W	3-0	Ottawa	Jan. 23	W	5-1	TAMPA BAY
Oct. 20	L	1-2*	St. Louis	Jan. 24	W	5-4*	NY Islanders
Oct. 23	W	4-2	Atlanta	Jan. 26	W	3-2*	ATLANTA
Oct. 24	W	3-2	DALLAS	Jan. 29	L	2-3*	Philadelphia
Oct. 27	L	0-4	Toronto	Jan. 30	L	3-6	SAN JOSE
Oct. 28	T	2-2*	FLORIDA	Feb. 5	T	3-3*	Carolina
Oct. 31	L	0-3	Philadelphia	Feb. 7	L	0-1	Montreal
Nov. 1	W	3-1	TORONTO	Feb. 9	L	1-2*	NEW JERSEY
Nov. 3	W	2-1*	TAMPA BAY	Feb. 10	L	3-4	NY RANGERS
Nov. 6	T	2-2*	Carolina	Feb. 12	L	1-5	Ottawa
Nov. 7	L	0-2	Florida	Feb. 27	L	4-5	LOS ANGELES
Nov. 10	L	2-3*	Tampa Bay	Feb. 28	W	4-3*	Columbus
Nov. 13	W	5-1	New Jersey	Mar. 2	L	2-4	DETROIT
Nov. 14	T	3-3*	NY ISLANDERS	Mar. 4	W	4-2	NY Islanders
Nov. 17	W	1-0*	NY RANGERS	Mar. 5	W	6-5*	FLORIDA
Nov. 21	L	1-4	VANCOUVER	Mar. 7	L	1-3	CAROLINA
Nov. 23	L	0-5	Nashville	Mar. 9	W	3-2*	NY RANGERS
Nov. 24	W	3-1	BUFFALO	Mar. 11	L	2-4	COLUMBUS
Nov. 27	W	6-0	NEW JERSEY	Mar. 13	L	2-4	Anaheim
Nov. 29	L	0-5	San Jose	Mar. 16	L	3-4	Los Angeles
Dec. 1	L	2-5	Phoenix	Mar. 18	W	4-2	Atlanta
Dec. 4	W	1-0	Toronto	Mar. 20	L	1-3	PHOENIX
Dec. 6	W	4-1	Boston	Mar. 23	T	4-4*	PHILADELPHIA
Dec. 8	W	6-3	ATLANTA	Mar. 24	W	6-2	WASHINGTON
Dec. 11	T	2-2*	Washington	Mar. 27	L	3-4	NEW JERSEY
Dec. 12	L	2-4	BOSTON	Mar. 30	L	1-2*	Montreal
Dec. 14	L	2-5	MINNESOTA	Apr. 1	L	0-3	MONTREAL
Dec. 16	L	0-7	CAROLINA	Apr. 3	L	2-3	Florida
Dec. 19	L	1-3	MONTREAL	Apr. 4	L	2-4	Tampa Bay
Dec. 21	W	4-3	WASHINGTON	Apr. 6	L	1-3	Philadelphia
Dec. 22	T	4-4*	Washington	Apr. 8	L	2-3	NY Rangers
Dec. 26	L	0-4	New Jersey	Apr. 10	T	4-4*	BUFFALO
Dec. 29	L	2-5	OTTAWA	Apr. 12	L	2-5	TORONTO
Jan. 3	L	2-4	NY Islanders	Apr. 13	L	1-7	Boston
Jan. 5	W	4-1	NY RANGERS				
Jan. 6	L	0-2	Chicago				
Jan. 8	L	2-3	BOSTON				
Jan. 10	W	2-0	Buffalo				

* - Overtime

Home games in all CAPS

28-41-8-5, 5TH, ATLANTIC DIVISION

2002-03

HIGHLIGHTS

- Martin Straka records his 300th assist on Dec. 7 against the NY Islanders.
- Sebastien Caron stops 31 shots in his first NHL start, a 2-1 win against the Boston Bruins on Jan. 13.
- Mario Lemieux records his 1,000th career assist, recording four helpers in a 5-2 win in Boston on Feb. 8.
- Mario Lemieux nets his team record 11th career OT goal in a 4-3 win against the Edmonton Oilers on Feb. 18.
- Martin Straka records his 500th NHL point with a goal Mar. 18 against the Detroit Red Wings.

TRANSACTIONS

Feb. 9, 2003 - Obtained Shawn Heins from San Jose for a conditional draft pick.

Feb. 10, 2003 - Obtained Mikael Samuelsson, Rico Fata, Richard Lintner and Joel Bouchard from the NY Rangers for Alexei Kovalev, Dan LaCouture, Mike Wilson and Janne Laukkanen.

Mar. 11, 2003 - Obtained Matt Bradley from San Jose for Wayne Primeau.

Mar. 11, 2003 - Obtained Ramzi Abid, Guillaume Lefebvre and Dan Focht from Phoenix for Jan Hrdina and Francois Leroux.

GOALTENDERS

GOALIE	W-L-T	GP	MP	GA	SO	GAA
Sebastien Caron	7-14-2	24	1408	62	2	2.64
J. S. Aubin	6-13-0	21	1132	59	1	3.13
Johan Hedberg	14-22-4	41	2410	126	1	3.14
TOTALS	27-49-6	82	4972	255	4	3.11

SCORING

PLAYERS	GP	G	A	PTS	PIM
Mario Lemieux	67	28	63	91	43
Martin Straka	60	18	28	46	12
Dick Tarnstrom	61	7	34	41	50
Aleksey Morozov	27	9	16	25	16
Mikael Samuelsson	80	10	14	24	40
Ville Nieminen	75	9	12	21	93
Rico Fata	63	7	12	19	16
Ramzi Abid	33	10	8	18	32
Mathias Johansson	58	5	10	15	16
Joel Bouchard	34	5	8	13	14
Milan Kraft	31	7	5	12	10
Tomas Surovy	26	4	7	11	10
Steve McKenna	79	9	1	10	128
Michal Rozsival	53	4	6	10	40
Alexandre Daigle	33	4	3	7	8
Kent Manderville	82	2	5	7	46
Eric Meloche	13	5	1	6	4
Richard Lintner	29	4	2	6	10
Michal Sivek	38	3	3	6	14
Guillaume Lefebvre	26	2	4	6	4
Hans Jonsson	63	1	4	5	36
Jamie Pushor	76	3	1	4	76
Brian Holzinger	14	1	3	4	8
Shawn Heins	47	1	2	3	42
Dan Focht	22	0	3	3	29
Johan Hedberg	41	0	2	2	18
Vladimir Vujtek	5	0	1	1	0
Tom Kostopoulos	8	0	1	1	0
Kris Beech	12	0	1	1	6
J. S. Aubin	21	0	1	1	2
Konstantin Koltsov	2	0	0	0	0
Ross Lupaschuk	3	0	0	0	4
Brooks Orpik	6	0	0	0	2
Josef Melichar	8	0	0	0	2
Sebastien Caron	24	0	0	0	6

GAMES

DATE	RESULT	SCORE	OPPONENT	DATE	RESULT	SCORE	OPPONENT
Oct. 10	L	0-6	TORONTO	Jan. 13	W	2-1	Boston
Oct. 12	W	6-0	NY RANGERS	Jan. 15	W	2-0	Carolina
Oct. 14	W	5-4	Toronto	Jan. 17	W	3-2	Tampa Bay
Oct. 16	W	3-2	ATLANTA	Jan. 18	L	0-3	Florida
Oct. 19	T	3-3*	TAMPA BAY	Jan. 21	T	0-0*	Buffalo
Oct. 22	T	3-3*	Montreal	Jan. 23	L	1-4	BOSTON
Oct. 25	L	3-7	Detroit	Jan. 25	W	5-3	CHICAGO
Oct. 26	W	5-2	BUFFALO	Jan. 28	L	2-5	NY Islanders
Oct. 28	W	3-2	WASHINGTON	Jan. 30	L	1-2	Washington
Oct. 30	W	4-1	Ottawa	Feb. 4	L	2-3	VANCOUVER
Nov. 2	W	5-3	TAMPA BAY	Feb. 6	L	0-6	FLORIDA
Nov. 6	L	3-4*	Florida	Feb. 8	W	5-2	Boston
Nov. 8	L	1-4	Tampa Bay	Feb. 12	L	0-3	OTTAWA
Nov. 9	L	2-3	Carolina	Feb. 14	L	0-1	NY Rangers
Nov. 14	T	1-1*	Minnesota	Feb. 15	W	4-1	New Jersey
Nov. 16	L	2-3	NY ISLANDERS	Feb. 18	W	4-3*	EDMONTON
Nov. 18	L	4-5*	Montreal	Feb. 20	L	2-5	COLORADO
Nov. 20	L	2-3*	MONTREAL	Feb. 22	W	2-1*	ST. LOUIS
Nov. 22	W	3-1	Atlanta	Feb. 23	L	3-4	NEW JERSEY
Nov. 23	W	4-1	SAN JOSE	Feb. 25	L	3-5	LOS ANGELES
Nov. 27	W	7-2	PHILADELPHIA	Feb. 27	L	0-6	Nashville
Nov. 29	W	4-1	Buffalo	Mar. 1	L	1-4	Colorado
Nov. 30	L	2-3	BOSTON	Mar. 2	L	1-3	Dallas
Dec. 3	L	1-4	WASHINGTON	Mar. 4	L	1-4	PHOENIX
Dec. 6	L	1-3	New Jersey	Mar. 6	L	0-4	CAROLINA
Dec. 7	L	3-6	NY ISLANDERS	Mar. 8	L	1-5	OTTAWA
Dec. 10	L	2-4	Toronto	Mar. 9	L	2-4	Ottawa
Dec. 12	L	2-5	San Jose	Mar. 12	T	2-2*	NASHVILLE
Dec. 14	L	2-3*	Los Angeles	Mar. 15	L	1-4	PHILADELPHIA
Dec. 15	L	0-5	Anaheim	Mar. 16	L	2-4	FLORIDA
Dec. 17	L	2-5	Phoenix	Mar. 18	L	1-5	DETROIT
Dec. 19	L	1-3	NEW JERSEY	Mar. 20	L	2-4	Philadelphia
Dec. 21	W	2-0	CALGARY	Mar. 21	L	1-3	New Jersey
Dec. 23	W	5-2	BUFFALO	Mar. 23	T	1-1*	Chicago
Dec. 26	W	6-1	NY Rangers	Mar. 26	W	3-1	NY Rangers
Dec. 28	W	3-2	MONTREAL	Mar. 29	L	0-3	Philadelphia
Dec. 30	L	2-3*	ATLANTA	Mar. 31	L	1-6	PHILADELPHIA
Dec. 31	L	2-5	Columbus	Apr. 2	W	3-2	CAROLINA
Jan. 3	W	4-1	Atlanta	Apr. 5	L	3-5	Washington
Jan. 4	W	3-2*	NY ISLANDERS				
Jan. 7	L	3-6	NY Islanders				
Jan. 9	L	2-4	TORONTO				
Jan. 11	L	1-3	NY RANGERS				

* - Overtime

Home games in all CAPS

27-44-6-5, 5TH, ATLANTIC DIVISION

2003-04

HIGHLIGHTS

- Eddie Olczyk is named head coach of the Penguins on June 11.
- Goaltender Marc-Andre Fleury stops 46 shots in his first game, a 3-0 loss to Los Angeles on Oct. 10. Left wing Ryan Malone becomes the first Pittsburgh-born and trained player to play in the NHL.
- Mario Lemieux picks up an assist against the NY Islanders on Oct. 29 to become the sixth player in NHL history to reach the 1,700-point mark. He achieves it in 887 games, second-fastest in league history.
- Marc-Andre Fleury notches his first shutout on Oct. 30. He stopped 20 shots in a 1-0 win over the Chicago Blackhawks.

TRANSACTIONS

Nov. 30, 2003 - Obtained Sergei Anshakov and Martin Strbak from Los Angeles for Martin Straka.

Feb. 11, 2004 - Obtained Ric Jackman from Toronto for Drake Berehowsky.

Mar. 4, 2004 - Claimed Jon Sim off waivers from Los Angeles.

Mar. 8, 2004 - Obtained Alain Nasreddine from the New York Islanders for Steve Webb.

Mar. 9, 2004 - Obtained Lasse Pirjeta from Columbus for Brian Holzinger.

GOALTENDERS

GOALIE	W-L-T	GP	MP	GA	SO	GAA
Martin Brochu	0-0-0	1	33	1	0	1.82
J.S. Aubin	7-9-0	22	1067	53	1	2.98
Andy Chiodo	3-4-1	8	486	28	0	3.46
Marc-Andre Fleury	4-14-2	21	1154	70	1	3.64
Sebastien Caron	9-24-5	40	2213	138	1	3.74
TOTALS	23-51-8	82	4984	303	3	3.70

SCORING

PLAYERS	GP	G	A	PTS	PIM
Dick Tarnstrom	80	16	36	52	38
Aleksey Morozov	75	16	34	50	24
Ryan Malone	81	22	21	43	64
Milan Kraft	66	19	21	40	18
Rico Fata	73	16	18	34	54
Konstantin Koltsov	82	9	20	29	30
Tomas Surovy	47	11	12	23	16
Tom Kostopoulos	60	9	13	22	67
Lasse Pirjeta	70	8	14	22	20
Drake Berehowsky	47	5	16	21	50
Brian Holzinger	61	6	15	21	38
Mike Eastwood	82	4	15	19	40
Jon Sim	63	8	10	18	33
Matt Bradley	82	7	9	16	65
Martin Strbak	49	5	11	16	46
Landon Wilson	54	6	4	10	47
Eric Meloche	25	3	7	10	20
Brooks Orpik	79	1	9	10	127
Mario Lemieux	10	1	8	9	6
Marc Bergevin	52	1	8	9	27
Josef Melichar	82	3	5	8	62
Patrick Boileau	16	3	4	7	8
Ramzi Abid	16	3	2	5	27
Dan Focht	52	2	3	5	105
Kelly Buchberger	71	1	3	4	109
Matt Hussey	3	2	1	3	0
Rob Scuderi	13	1	2	3	4
Steve McKenna	49	1	2	3	85
Matt Murley	18	1	1	2	14
Kris Beech	4	0	1	1	6
Martin Brochu	1	0	0	0	0
Reid Simpson	2	0	0	0	17
Steve Webb	5	0	0	0	2
Nolan Baumgartner	5	0	0	0	2
Andy Chiodo	8	0	0	0	2
Marc-Andre Fleury	21	0	0	0	0
Jean-Sebastien Aubin	22	0	0	0	2
Sebastien Caron	40	0	0	0	6

GAMES

DATE	RESULT	SCORE	OPPONENT	DATE	RESULT	SCORE	OPPONENT
Oct. 10	L	0-3	LOS ANGELES	Jan. 12	W	2-1	Philadelphia
Oct. 11	T	3-3*	Philadelphia	Jan. 13	L	1-3	TAMPA BAY
Oct. 16	L	1-4	Montreal	Jan. 16	L	2-4	Minnesota
Oct. 18	W	4-3	DETROIT	Jan. 18	L	3-4	Washington
Oct. 22	T	1-1*	CAROLINA	Jan. 20	L	0-3	NEW JERSEY
Oct. 24	L	1-2	NEW JERSEY	Jan. 22	L	5-6	Ottawa
Oct. 25	L	2-7	NY Islanders	Jan. 24	L	3-5	COLORADO
Oct. 29	T	4-4*	NY ISLANDERS	Jan. 27	L	2-6	TAMPA BAY
Oct. 30	W	1-0	Chicago	Jan. 29	L	1-5	Tampa Bay
Nov. 1	W	3-2*	BOSTON	Jan. 31	L	3-5	PHILADELPHIA
Nov. 4	L	2-4	Toronto	Feb. 1	L	1-4	Boston
Nov. 7	L	3-6	Florida	Feb. 3	L	3-4	MONTREAL
Nov. 8	L	0-9	Tampa Bay	Feb. 10	L	3-6	BOSTON
Nov. 12	L	2-6	NY Rangers	Feb. 12	L	1-5	Florida
Nov. 14	W	2-1*	Buffalo	Feb. 14	OTL	2-3*	St. Louis
Nov. 15	L	2-3	FLORIDA	Feb. 16	L	4-8	TORONTO
Nov. 19	L	2-6	MINNESOTA	Feb. 18	L	3-4	NY Islanders
Nov. 21	L	1-2*	New Jersey	Feb. 20	L	0-2	FLORIDA
Nov. 22	W	2-1*	OTTAWA	Feb. 22	L	3-6	OTTAWA
Nov. 26	T	1-1*	PHILADELPHIA	Feb. 25	W	4-3*	Phoenix
Nov. 28	L	1-4	NY RANGERS	Feb. 27	L	2-4	San Jose
Nov. 29	L	3-4	Carolina	Feb. 29	W	3-2*	NY Islanders
Dec. 1	W	4-3	ATLANTA	Mar. 2	T	3-3*	NY ISLANDERS
Dec. 3	L	2-5	Philadelphia	Mar. 4	L	4-9	NASHVILLE
Dec. 6	L	3-4	Edmonton	Mar. 6	W	2-1	ANAHEIM
Dec. 7	L	1-6	Calgary	Mar. 7	W	7-4	NY Rangers
Dec. 9	OTL	1-2*	Vancouver	Mar. 9	W	4-0	DALLAS
Dec. 12	L	3-6	Atlanta	Mar. 11	W	3-2	Toronto
Dec. 13	W	5-3	COLUMBUS	Mar. 14	T	3-3*	PHILADELPHIA
Dec. 16	W	2-1	BUFFALO	Mar. 16	W	4-1	WASHINGTON
Dec. 18	OTL	1-2*	Carolina	Mar. 17	L	1-6	New Jersey
Dec. 20	L	4-7	ATLANTA	Mar. 19	W	4-3*	CAROLINA
Dec. 22	L	1-4	Montreal	Mar. 21	W	4-3*	NY RANGERS
Dec. 26	T	3-3*	Ottawa	Mar. 23	W	5-2	NY Rangers
Dec. 27	L	0-2	NEW JERSEY	Mar. 26	L	1-5	Buffalo
Dec. 29	W	1-0	CHICAGO	Mar. 27	T	2-2*	BUFFALO
Dec. 31	L	1-6	NY ISLANDERS	Mar. 30	L	2-4	Washington
Jan. 1	L	2-3	Nashville	Apr. 2	W	3-2	Atlanta
Jan. 3	L	1-4	NY RANGERS	Apr. 4	W	4-3	WASHINGTON
Jan. 5	L	0-5	TORONTO				
Jan. 7	W	4-2	New Jersey				
Jan. 8	L	1-3	Boston				
Jan. 10	L	0-8	MONTREAL				

* - Overtime

Home games in all CAPS

23-47-8-4, 5TH, ATLANTIC DIVISION

2005-06

HIGHLIGHTS

- Penguins win the NHL Draft Lottery and select Sidney Crosby first overall in the 2005 NHL Draft.
- Mario Lemieux appears in his 900th career game on Oct. 29.
- Sidney Crosby's dramatic goal against the Montreal Canadiens gives the Penguins their first-ever overtime shootout win on Nov. 10.
- Mario Lemieux records a point (assist) in his last NHL game on Dec. 16.
- Sidney Crosby becomes youngest player in NHL history to reach 100 points. He finished with 102, breaking Lemieux's team rookie record (100).

TRANSACTIONS

July 30, 2005 - Penguins selected Sidney Crosby first overall in NHL Draft.

Dec. 15, 2005 - Named Michel Therrien head coach.

Jan. 24, 2006 - Mario Lemieux announced his retirement.

Mar. 9, 2006 - Obtained Jani Rita and Cory Cross from Edmonton for Dick Tarnstrom.

Mar. 9, 2006 - Obtained Krystofer Kolanos, Niklas Nordgren and a 2007 second-round pick from Carolina for Mark Recchi.

GOALTENDERS

GOALIE	W-L-O	GP	MP	GA	SO	GAA
Marc-Andre Fleury	13-27-6	50	2,810	152	1	3.25
Sebastien Caron	8-9-5	26	1,313	87	1	3.98
Jocelyn Thibault	1-9-3	16	807	60	0	4.46
Dany Sabourin	0-1-0	1	21	4	0	11.43
TOTALS	22-46-14	82	4949	316	2	3.78

SCORING

PLAYERS	GP	G	A	PTS	PIM
Sidney Crosby	81	39	63	102	110
Sergei Gonchar	75	12	46	58	100
John LeClair	73	22	29	51	61
Ryan Malone	77	22	22	44	63
Ziggy Palffy	42	11	31	42	12
Colby Armstrong	47	16	24	40	58
Ryan Whitney	68	6	32	38	85
Michel Ouellet	50	16	16	32	16
Andy Hilbert	47	12	15	27	38
Tomas Surovy	53	12	13	25	45
Mario Lemieux	26	7	15	22	16
Eric Boguniecki	47	6	10	16	33
Josef Melichar	72	3	12	15	66
Erik Christensen	33	6	7	13	34
Jani Rita	51	6	4	10	10
Konstantin Koltsov	60	3	6	9	20
Brooks Orpik	64	2	7	9	124
Maxime Talbot	48	5	3	8	59
Lasse Pirjeta	25	4	3	7	18
Niklas Nordgren	58	4	2	6	34
Matt Murley	41	1	5	6	24
Noah Welch	5	1	3	4	2
Rob Scuderi	57	0	4	4	36
Andre Roy	42	2	1	3	116
Shane Endicott	41	1	1	2	43
Eric Cairns	50	1	1	2	124
Ryan VandenBussche	20	1	0	1	42
Matt Hussey	13	0	1	1	0
Lyle Odelein	27	0	1	1	50
Guillaume Lefebvre	9	0	0	0	9
Alain Nasreddine	6	0	0	0	8

GAMES

DATE	RESULT	SCORE	OPPONENT
Oct. 5	L	1-5	New Jersey
Oct. 7	SOL	2-3*	Carolina
Oct. 8	OTL	6-7*	BOSTON
Oct. 10	OTL	2-3*	Buffalo
Oct. 14	OTL	5-6*	Philadelphia
Oct. 15	L	1-3	TAMPA BAY
Oct. 20	L	3-6	NEW JERSEY
Oct. 22	L	3-6	Boston
Oct. 25	OTL	3-4*	FLORIDA
Oct. 27	W	7-5	ATLANTA
Oct. 29	L	3-5	CAROLINA
Nov. 1	OTW	4-3*	New Jersey
Nov. 3	W	5-1	NY Islanders
Nov. 5	L	3-6	Boston
Nov. 7	W	3-2	NY Rangers
Nov. 9	L	0-5	Atlanta
Nov. 10	SOW	3-2*	MONTREAL
Nov. 12	L	1-6	NY RANGERS
Nov. 14	SOL	2-3*	NY ISLANDERS
Nov. 16	OTW	3-2*	Philadelphia
Nov. 19	L	3-6	PHILADELPHIA
Nov. 22	W	5-4	WASHINGTON
Nov. 25	L	3-6	Florida
Nov. 27	L	1-4	Tampa Bay
Nov. 29	L	2-3	BUFFALO
Dec. 1	L	1-2	NY Rangers
Dec. 3	L	2-3	CALGARY
Dec. 8	L	0-5	MINNESOTA
Dec. 10	W	4-3	COLORADO
Dec. 12	L	1-3	Detroit
Dec. 13	L	0-3	St. Louis
Dec. 16	OTL	3-4*	BUFFALO
Dec. 17	L	3-4	Buffalo
Dec. 23	L	4-5	PHILADELPHIA
Dec. 27	OTL	2-3*	TORONTO
Dec. 29	W	6-2	NEW JERSEY
Dec. 31	OTW	4-3*	NY RANGERS
Jan. 2	OTL	2-3*	Toronto
Jan. 3	W	6-4	Montreal
Jan. 6	L	4-6	Atlanta
Jan. 7	L	3-4	ATLANTA
Jan. 10	L	1-3	EDMONTON
Jan. 11	L	1-6	Columbus

DATE	RESULT	SCORE	OPPONENT
Jan. 13	L	1-4	Chicago
Jan. 15	L	4-5	Nashville
Jan. 16	L	2-4	VANCOUVER
Jan. 19	L	2-4	NY RANGERS
Jan. 21	L	1-2	PHILADELPHIA
Jan. 23	L	2-4	Philadelphia
Jan. 25	W	8-1	WASHINGTON
Jan. 26	SOL	3-4*	NY Islanders
Jan. 28	L	1-7	NY Rangers
Feb. 1	L	1-3	NY Rangers
Feb. 2	L	2-7	OTTAWA
Feb. 4	SOL	4-5*	NY ISLANDERS
Feb. 6	L	2-5	Ottawa
Feb. 8	L	1-3	BOSTON
Feb. 10	W	4-3	Carolina
Feb. 11	W	6-3	Washington
Mar. 1	L	3-4	OTTAWA
Mar. 4	L	5-7	CAROLINA
Mar. 7	SOL	4-5*	TAMPA BAY
Mar. 8	L	3-6	Washington
Mar. 11	W	6-3	NEW JERSEY
Mar. 12	W	2-0	PHILADELPHIA
Mar. 16	L	1-2	New Jersey
Mar. 18	W	5-4	Montreal
Mar. 19	L	0-1	TORONTO
Mar. 21	L	2-5	Ottawa
Mar. 24	OTW	4-3*	NY ISLANDERS
Mar. 26	L	5-6	MONTREAL
Mar. 29	L	3-5	FLORIDA
Mar. 31	W	4-0	NY Islanders
Apr. 2	OTL	2-3*	NEW JERSEY
Apr. 5	L	4-6	New Jersey
Apr. 7	W	5-1	Florida
Apr. 8	L	0-1	Tampa Bay
Apr. 11	L	3-4	Philadelphia
Apr. 13	W	5-3	NY RANGERS
Apr. 15	SOL	4-5*	NY Islanders
Apr. 17	W	6-1	NY ISLANDERS
Apr. 18	L	3-5	Toronto

* - Overtime

Home games in all CAPS

22-46-14, 5TH, ATLANTIC DIVISION

2006-07

HIGHLIGHTS

- Ray Shero is named the team's general manager.
- Sidney Crosby becomes the youngest player in North American major sports history to win a scoring title after posting 120 points (36G-84A) at 19 years old.
- The Penguins have a 47-point improvement, which is the fourth-biggest turnaround in NHL history.
- The Penguins reach the playoffs for the first time since 2001.
- Sidney Crosby captures the Hart, Pearson and Art Ross trophies.
- Evgeni Malkin earns the Calder Trophy as league's top rookie and leads all rookies with 85 points
- Penguins finish the month of March with a 12-3-2 record for 26 points - the most in one month while playing 17 games.

TRANSACTIONS

Feb. 27, 2007 - Obtained forward Gary Roberts from Florida for Noah Welch.

Feb. 27, 2007 - Obtained Georges Laraque from Phoenix for a 2008 third-round draft pick and Daniel Carcillo.

Feb. 27, 2007 - Obtained a 2007 third-round choice from Minnesota for Dominic Moore.

GOALTENDERS

GOALIE	W-L-O	GP	MP	GA	SO	GAA
Marc-Andre Fleury	40-16-9	67	3,906	184	5	2.83
Jocelyn Thibault	7-8-2	22	1,102	52	1	2.83
TOTALS	47-24-11	82	5008	246	6	2.93

SCORING

PLAYERS	GP	G	A	PTS	PIM
Sidney Crosby	79	36	84	120	60
Evgeni Malkin	78	33	52	85	80
Mark Recchi	82	24	44	68	62
Sergei Gonchar	82	13	54	67	72
Ryan Whitney	81	14	45	59	77
Michel Ouellet	73	19	29	48	30
Jordan Staal	81	29	13	42	24
Gary Roberts	69	20	22	42	97
Colby Armstrong	80	12	22	34	67
Erik Christensen	61	18	15	33	26
Ryan Malone	64	16	15	31	71
Maxime Talbot	75	13	11	24	53
Georges Laraque	73	5	19	24	70
Jarkko Ruutu	81	7	9	16	125
Nils Ekman	34	6	9	15	24
Josef Melichar	70	1	11	12	44
Rob Scuderi	78	1	10	11	28
Joel Kwiatkowski	42	5	5	10	20
John LeClair	21	2	5	7	12
Ronald Petrovicky	31	3	3	6	28
Brooks Orpik	70	0	6	6	82
Chris Thorburn	39	3	2	5	69
Alain Nasreddine	44	1	4	5	18
Mark Eaton	35	0	3	3	16
Kris Letang	7	2	0	2	4
Micki Dupont	3	0	1	1	4
Eric Cairns	1	0	0	0	5

GAMES

DATE	RESULT	SCORE	OPPONENT	DATE	RESULT	SCORE	OPPONENT
Oct. 5	W	4-0	PHILADELPHIA	Jan. 16	W	5-2	NY ISLANDERS
Oct. 7	L	0-2	DETROIT	Jan. 18	SOL	4-5*	Boston
Oct. 12	W	6-5	NY Rangers	Jan. 20	W	8-2	TORONTO
Oct. 14	L	1-5	CAROLINA	Jan. 26	SOW	4-3*	Dallas
Oct. 18	L	1-2	NEW JERSEY	Jan. 27	W	7-2	Phoenix
Oct. 19	OTW	4-3*	NY Islanders	Jan. 30	W	3-0	FLORIDA
Oct. 21	W	5-3	COLUMBUS	Feb. 1	SOW	5-4*	MONTREAL
Oct. 24	W	4-2	NEW JERSEY	Feb. 3	W	2-0	WASHINGTON
Oct. 28	W	8-2	Philadelphia	Feb. 4	OTL	3-4*	Montreal
Nov. 1	OTW	4-3*	Los Angeles	Feb. 6	W	4-1	NASHVILLE
Nov. 4	L	2-3	San Jose	Feb. 8	SOW	5-4*	Philadelphia
Nov. 6	OTL	2-3*	Anaheim	Feb. 10	OTW	6-5*	Toronto
Nov. 8	OTL	3-4*	TAMPA BAY	Feb. 14	SOW	5-4*	CHICAGO
Nov. 10	L	3-6	OTTAWA	Feb. 16	W	5-4	New Jersey
Nov. 11	L	2-6	Carolina	Feb. 18	W	3-2	WASHINGTON
Nov. 13	W	3-2	PHILADELPHIA	Feb. 19	L	5-6	NY Islanders
Nov. 17	L	2-4	Buffalo	Feb. 22	OTW	2-1*	Florida
Nov. 18	W	3-1	NY RANGERS	Feb. 25	L	1-5	Tampa Bay
Nov. 20	W	5-3	Philadelphia	Feb. 27	L	0-1	NEW JERSEY
Nov. 22	SOL	3-4*	BOSTON	Mar. 1	SOW	4-3*	NY Rangers
Nov. 24	L	1-3	NY Islanders	Mar. 2	L	2-3	Carolina
Nov. 25	OTL	1-2*	NY RANGERS	Mar. 4	SOW	4-3*	PHILADELPHIA
Nov. 28	W	3-2	NY ISLANDERS	Mar. 6	SOW	5-4*	Ottawa
Dec. 1	L	2-5	New Jersey	Mar. 8	SOL	3-4*	NEW JERSEY
Dec. 2	L	3-5	NY ISLANDERS	Mar. 10	OTW	3-2*	NY RANGERS
Dec. 5	L	2-3	FLORIDA	Mar. 13	SOW	5-4*	BUFFALO
Dec. 7	SOL	2-3*	NY Rangers	Mar. 14	W	3-0	New Jersey
Dec. 9	OTW	4-3*	Atlanta	Mar. 16	W	6-3	MONTREAL
Dec. 11	SOW	5-4*	Washington	Mar. 18	SOW	4-3*	OTTAWA
Dec. 13	W	8-4	PHILADELPHIA	Mar. 19	L	1-2	NY Rangers
Dec. 15	W	7-4	NY ISLANDERS	Mar. 22	L	1-3	NY Islanders
Dec. 16	L	3-6	Montreal	Mar. 24	W	2-1	ATLANTA
Dec. 19	L	1-4	ST. LOUIS	Mar. 25	W	5-0	BOSTON
Dec. 21	SOL	3-4*	Atlanta	Mar. 27	W	4-3	Washington
Dec. 26	L	0-3	New Jersey	Mar. 29	W	4-2	Boston
Dec. 27	L	2-4	ATLANTA	Mar. 31	OTL	4-5*	Toronto
Dec. 29	W	4-1	TORONTO	Apr. 3	L	1-4	BUFFALO
Jan. 2	W	3-0	CAROLINA	Apr. 5	W	3-2	Ottawa
Jan. 5	W	4-2	Buffalo	Apr. 7	W	2-1	NY RANGERS
Jan. 7	SOL	2-3*	TAMPA BAY				
Jan. 9	L	2-3	Tampa Bay				
Jan. 10	L	2-5	Florida				
Jan. 13	W	5-3	Philadelphia				

* - Overtime

Home games in all CAPS

47-24-11, 2ND, ATLANTIC DIVISION

2007-08

HIGHLIGHTS

- Sidney Crosby is named team captain on May 31. Crosby becomes the youngest captain in NHL history at 19 years, nine months, 297 days.
- Sidney Crosby posts a then career-best 19-game point streak (11G-19A). Evgeni Malkin records a career-best 15-game point streak, the longest streak in NHL history by a Russian-born player.
- Sidney Crosby's shootout goal gives Pittsburgh a 2-1 win over Buffalo in the NHL Winter Classic in Orchard Park, NY in front of an NHL-record 71,217 fans.
- Evgeni Malkin becomes the 12th player in Penguins history to break the 100-point plateau.
- The Penguins win the Atlantic Division, their first division title since 1997-98 and sixth in club history.
- The Penguins defeat Ottawa (4-0), NY Rangers (4-1) and Philadelphia (4-1) to advance to their third Stanley Cup Final before falling to Detroit (4-2).
- Sidney Crosby ties for the postseason lead in points with 27 (6G-21A).

TRANSACTIONS

Feb. 26, 2008 - Obtained Marian Hossa and Pascal Dupuis from Atlanta for Colby Armstrong, Erik Christensen, Angelo Esposito and a first-round draft choice in 2008 NHL Draft.

Feb. 26, 2008 - Obtained Hal Gill from Toronto for a second-round draft choice in 2008 NHL Draft and fifth-round draft choice in 2009 NHL Draft.

GOALTENDERS

GOALIE	W-L-O	GP	MP	GA	SO	GAA
Marc-Andre Fleury	19-10-2	35	1857	72	4	2.33
Ty Conklin	18-8-5	33	1866	78	2	2.51
Dany Sabourin	10-9-1	24	1242	57	2	2.75
TOTALS	47-27-8	82	4965	216	8	2.58

SCORING

PLAYERS	GP	G	A	PTS	PIM
Evgeni Malkin	82	47	59	106	78
Sidney Crosby	53	24	48	72	39
Marian Hossa	72	29	37	66	36
Sergei Gonchar	78	12	53	65	66
Petr Sykora	81	28	35	63	41
Ryan Malone	77	27	24	51	103
Ryan Whitney	76	12	28	40	45
Jordan Staal	82	12	16	28	55
Pascal Dupuis	78	12	15	27	32
Maxime Talbot	63	12	14	26	53
Hal Gill	81	3	21	24	68
Tyler Kennedy	55	10	9	19	35
Kris Letang	63	6	11	17	23
Jarkko Ruutu	71	6	10	16	138
Gary Roberts	38	3	12	15	40
Georges Laraque	71	4	9	13	141
Darryl Sydor	74	1	12	13	26
Jeff Taffe	45	5	7	12	8
Kris Beech	25	6	5	11	4
Brooks Orpik	78	1	10	11	57
Adam Hall	46	2	4	6	24
Rob Scuderi	71	0	5	5	26
Mark Eaton	36	0	3	3	4
Chris Minard	15	1	1	2	10
Alex Goligoski	3	0	2	2	2
Connor James	13	1	0	1	2
Ryan Stone	6	0	1	1	5
Nathan Smith	13	0	0	0	2
Tim Brent	1	0	0	0	0
Jonathan Filewich	5	0	0	0	0
Alain Nasreddine	6	0	0	0	4

GAMES

DATE	RESULT	SCORE	OPPONENT	DATE	RESULT	SCORE	OPPONENT
Oct. 5	L	1-4	Carolina	Jan. 12	SOL	2-3*	Atlanta
Oct. 6	W	5-4	ANAHEIM	Jan. 14	W	4-1	NY RANGERS
Oct. 10	L	2-3	MONTREAL	Jan. 18	L	0-3	TAMPA BAY
Oct. 13	W	6-4	Toronto	Jan. 19	W	2-0	Montreal
Oct. 17	L	4-5	NEW JERSEY	Jan. 21	SOL	5-6*	WASHINGTON
Oct. 19	SOW	4-3*	CAROLINA	Jan. 24	L	3-4	Philadelphia
Oct. 20	W	2-1	Washington	Jan. 29	W	4-2	New Jersey
Oct. 23	W	1-0	NY RANGERS	Jan. 30	L	1-4	Atlanta
Oct. 25	L	2-5	TORONTO	Feb. 2	W	4-1	CAROLINA
Oct. 27	SOL	3-4*	MONTREAL	Feb. 4	OTL	3-4*	New Jersey
Oct. 30	W	4-2	Minnesota	Feb. 7	W	4-3	NY ISLANDERS
Nov. 1	L	2-3	Colorado	Feb. 9	W	4-2	LOS ANGELES
Nov. 3	L	2-3	NY Islanders	Feb. 10	W	4-3	PHILADELPHIA
Nov. 5	W	5-0	New Jersey	Feb. 13	L	1-2	BOSTON
Nov. 7	L	1-3	PHILADELPHIA	Feb. 14	L	2-4	Carolina
Nov. 8	L	2-4	NY Rangers	Feb. 17	W	4-1	Buffalo
Nov. 10	L	2-5	Philadelphia	Feb. 19	W	3-2	FLORIDA
Nov. 12	L	2-3	NEW JERSEY	Feb. 21	W	5-4	Montreal
Nov. 15	W	3-2	NY ISLANDERS	Feb. 23	OTL	3-4*	OTTAWA
Nov. 17	OTL	3-4*	NY RANGERS	Feb. 24	SOL	1-2*	SAN JOSE
Nov. 21	L	1-2	NEW JERSEY	Feb. 26	W	4-2	NY Islanders
Nov. 22	SOW	6-5*	Ottawa	Feb. 28	L	1-5	Boston
Nov. 24	W	5-0	ATLANTA	Mar. 1	L	4-5	Ottawa
Nov. 30	W	4-1	DALLAS	Mar. 2	SOW	3-2*	ATLANTA
Dec. 1	L	2-4	Toronto	Mar. 4	W	2-0	Tampa Bay
Dec. 3	W	3-1	PHOENIX	Mar. 6	L	2-5	Florida
Dec. 5	W	4-2	Edmonton	Mar. 9	W	4-2	Washington
Dec. 6	SOW	3-2*	Calgary	Mar. 12	W	7-3	BUFFALO
Dec. 8	SOW	2-1*	Vancouver	Mar. 16	W	7-1	PHILADELPHIA
Dec. 11	L	2-8	Philadelphia	Mar. 18	L	2-5	NY Rangers
Dec. 13	L	1-4	OTTAWA	Mar. 20	W	4-2	TAMPA BAY
Dec. 15	W	3-2	NY Islanders	Mar. 22	W	7-1	NEW JERSEY
Dec. 18	L	0-4	NY Rangers	Mar. 24	L	1-4	NY Islanders
Dec. 20	SOW	5-4*	Boston	Mar. 25	W	2-0	New Jersey
Dec. 21	L	2-4	NY ISLANDERS	Mar. 27	W	3-1	NY ISLANDERS
Dec. 23	W	4-2	BOSTON	Mar. 30	W	3-1	NY RANGERS
Dec. 27	OTW	4-3*	WASHINGTON	Mar. 31	OTL	1-2*	NY Rangers
Dec. 29	W	2-0	BUFFALO	Apr. 2	W	4-2	PHILADELPHIA
Jan. 1	SOW	2-1*	Buffalo	Apr. 6	L	0-2	Philadelphia
Jan. 3	W	6-2	TORONTO				
Jan. 5	W	3-0	FLORIDA				
Jan. 8	W	3-1	Florida				
Jan. 10	W	4-1	Tampa Bay				

* - Overtime

Home games in all CAPS

47-27-8, 1ST, ATLANTIC DIVISION

2008-09

HIGHLIGHTS

- The Penguins defeat Philadelphia (4-2), Washington (4-3), Carolina (4-0) and Detroit (4-3) to win their third Stanley Cup in franchise history.
- The Penguins clinch all four playoff series with wins on the road.
- Dan Bylsma, named head coach on Feb. 15, 2009, joins Al MacNeil (Montreal, 1971) as the only rookie head coach hired mid-season to win the Stanley Cup, and just the fourth rookie coach to do so.
- The Penguins go 18-3-4 in the final 25 games of regular season after Bylsma takes over, and climbed from 10th place in the Eastern Conference standings to fourth.
- Evgeni Malkin becomes the fifth player (since 1968 expansion) to win the NHL regular-season and postseason scoring titles, and first since Mario Lemieux (1992). Malkin joins Wayne Gretzky, Lemieux, Guy Lafleur and Phil Housley.
- Sidney Crosby becomes the youngest captain (21) in NHL history to lead his team to a Stanley Cup title.
- Evgeni Malkin becomes the third-youngest Conn Smythe winner (22 years, 10 months) as playoff MVP.

TRANSACTIONS

- Oct. 9, 2008** - Obtained Mike Zigomanis from Phoenix for future considerations.
- Nov. 16, 2008** - Obtained Philippe Boucher from Dallas for Darryl Sydor.
- Jan. 17, 2009** - Obtained Mathieu Garon from Edmonton for Dany Sabourin, Ryan Stone and a 2011 fourth-round draft pick.
- Feb. 15, 2009** - Dan Bylsma named interim head coach.
- Feb. 26, 2009** - Obtained Chris Kunitz and Eric Tangradi from Anaheim for Ryan Whitney.
- March 4, 2009** - Claimed Craig Adams off waivers from Chicago.
- March 4, 2009** - Obtained Bill Guerin from NY Islanders for a 2009 conditional third-round draft pick.

GOALTENDERS

GOALIE	W-L-O	GP	MP	GA	SO	GAA
Marc-Andre Fleury	35-18-7	62	3640	162	4	2.67
Mathieu Garon	2-1-0	4	205	10	0	2.91
Dany Sabourin	6-8-2	19	989	47	0	2.85
John Curry	2-1-0	3	149	6	0	2.40
TOTALS	45-28-9	82	4983	239	4	2.84

SCORING

PLAYERS	GP	G	A	PTS	PIM
Evgeni Malkin	82	35	78	113	80
Sidney Crosby	77	33	70	103	76
Chris Kunitz	82	23	30	53	71
Jordan Staal	82	22	27	49	37
Bill Guerin	78	21	27	48	81
Petr Sykora	76	25	21	46	36
Ruslan Fedotenko	65	16	23	39	44
Miroslav Satan	65	17	19	36	36
Tyler Kennedy	67	15	20	35	30
Kris Letang	74	10	23	33	24
Matt Cooke	76	13	18	31	101
Pascal Dupuis	71	12	16	28	30
Maxime Talbot	75	12	10	22	63
Alex Goligoski	45	6	14	20	16
Sergei Gonchar	25	6	13	19	73
Brooks Orpik	79	2	17	19	73
Rob Scuderi	81	1	15	16	18
Hal Gill	62	2	8	10	53
Philippe Boucher	41	3	6	9	39
Mark Eaton	68	4	5	9	39
Craig Adams	45	2	5	7	22
Mike Zigomanis	22	2	4	6	27
Eric Godard	71	2	2	4	171
Chris Minard	20	1	2	3	2
Bill Thomas	16	2	1	3	2
Dustin Jeffrey	14	1	2	3	0
Jeff Taffe	8	0	2	2	7
Tim Wallace	16	0	2	2	7
Paul Bissonnette	15	0	1	1	22
Luca Caputi	5	1	0	1	4
Connor James	1	0	0	0	0
Ryan Stone	2	0	0	0	2
Janne Pesonen	7	0	0	0	0
Ben Lovejoy	2	0	0	0	0

GAMES

DATE	RESULT	SCORE	OPPONENT	DATE	RESULT	SCORE	OPPONENT
Oct. 4	OTW	4-3*	Ottawa+	Jan. 13	W	4-2	Philadelphia
Oct. 5	L	1-3	OTTAWA+	Jan. 14	L	3-6	WASHINGTON
Oct. 11	OTL	1-2*	NEW JERSEY	Jan. 16	W	3-1	ANAHEIM
Oct. 14	OTW	3-2*	PHILADELPHIA	Jan. 18	W	3-0	NY RANGERS
Oct. 16	L	3-4	WASHINGTON	Jan. 20	L	1-2	CAROLINA
Oct. 18	W	4-1	TORONTO	Jan. 28	W	6-2	NY RANGERS
Oct. 20	SOW	2-1*	Boston	Jan. 30	OTL	3-4*	New Jersey
Oct. 23	W	4-1	CAROLINA	Jan. 31	L	4-5	Toronto
Oct. 25	SOL	2-3*	NY Rangers	Feb. 3	L	2-4	Montreal
Oct. 28	L	1-2	San Jose	Feb. 4	OTW	4-3*	TAMPA BAY
Oct. 30	L	1-4	Phoenix	Feb. 6	W	4-1	COLUMBUS
Nov. 1	W	6-3	St. Louis	Feb. 8	L	0-3	DETROIT
Nov. 6	W	5-4	EDMONTON	Feb. 11	SOW	2-1*	SAN JOSE
Nov. 8	SOW	4-3*	NY Islanders	Feb. 14	L	2-6	Toronto
Nov. 11	OTW	7-6*	Detroit	Feb. 16	SOL	2-3*	NY Islanders
Nov. 13	SOW	5-4*	PHILADELPHIA	Feb. 19	W	5-4	MONTREAL
Nov. 15	W	5-2	BUFFALO	Feb. 21	W	5-4	Philadelphia
Nov. 18	SOL	1-2*	MINNESOTA	Feb. 22	L	2-5	Washington
Nov. 20	W	3-2	Atlanta	Feb. 25	W	1-0	NY ISLANDERS
Nov. 22	L	1-3	VANCOUVER	Feb. 27	OTW	5-4*	Chicago
Nov. 26	W	5-3	NY Islanders	Mar. 1	W	4-1	Dallas
Nov. 28	L	3-4	Buffalo	Mar. 3	W	3-1	Tampa Bay
Nov. 29	W	4-1	NEW JERSEY	Mar. 5	W	4-1	Florida
Dec. 3	SOL	2-3*	NY Rangers	Mar. 8	SOW	4-3*	Washington
Dec. 4	W	5-2	Carolina	Mar. 10	SOW	4-3*	FLORIDA
Dec. 6	L	2-3	Ottawa	Mar. 12	SOL	3-4*	Columbus
Dec. 8	L	3-4	BUFFALO	Mar. 14	SOL	3-4*	OTTAWA
Dec. 10	L	1-4	New Jersey	Mar. 15	W	6-4	BOSTON
Dec. 11	W	9-2	NY ISLANDERS	Mar. 17	W	6-2	ATLANTA
Dec. 13	L	3-6	Philadelphia	Mar. 20	W	4-1	LOS ANGELES
Dec. 18	W	6-3	Atlanta	Mar. 22	L	1-3	PHILADELPHIA
Dec. 20	L	3-7	TORONTO	Mar. 25	W	2-0	CALGARY
Dec. 22	OTW	4-3*	Buffalo	Mar. 28	W	4-3	NY RANGERS
Dec. 23	L	0-2	TAMPA BAY	Apr. 1	W	6-1	NEW JERSEY
Dec. 26	W	1-0	New Jersey	Apr. 4	OTL	2-3*	Carolina
Dec. 27	L	2-3	MONTREAL	Apr. 5	L	2-4	Florida
Dec. 30	L	2-5	BOSTON	Apr. 7	W	6-4	Tampa Bay
Jan. 1	L	2-4	Boston	Apr. 9	W	6-1	NY ISLANDERS
Jan. 3	L	1-6	FLORIDA	Apr. 11	W	3-1	Montreal
Jan. 5	L	0-4	NY Rangers				
Jan. 6	W	3-1	ATLANTA				
Jan. 8	L	3-5	Nashville				
Jan. 10	L	3-5	Colorado				

* - Overtime

+ - Game played in Stockholm, Sweden
Home games in all CAPS

45-28-9, 2ND, ATLANTIC DIVISION, STANLEY CUP CHAMPIONS

2009-10

HIGHLIGHTS

- Dan Bylsma becomes eighth-fastest coach to reach 50 career wins, accomplishing the feat in 78 games.
- The Penguins tie the NHL record for wins in the month of October (11) with an 11-2 start to the season.
- The Penguins tie the franchise record with seven straight road victories (Oct. 3 to Nov. 3).
- Sidney Crosby wins the NHL's "Rocket" Richard Trophy (tied with Tampa Bay's Steven Stamkos) as the goal-scoring champion with 51 goals. Crosby also wins the Mark Messier Leadership Award.
- Five Penguins participate in the 2010 Winter Olympics in Vancouver with three winning medals. Sidney Crosby and Marc-Andre Fleury win gold for Canada and Brooks Orpik wins silver for the United States, while Evgeni Malkin and Sergei Gonchar play for Russia.
- Penguins play the final season at Mellon Arena, the building that housed the team since its inception in 1967.

TRANSACTIONS

March 1, 2010 - Obtained Jordan Leopold from Florida for a 2010 second-round draft pick.

March 2, 2010 - Obtained Alexei Ponikarovsky and a 2010 sixth-round draft pick from Toronto for Luca Caputi and Martin Skoula.

GOALTENDERS

GOALIE	W-L-O	GP	MP	GA	SO	GAA
Marc-Andre Fleury	37-21-6	67	3798	168	1	2.65
Brent Johnson	10-6-1	23	1108	51	0	2.76
Alex Pechurskiy	0-0-0	1	36	1	0	1.67
John Curry	0-1-0	1	24	5	0	12.50
TOTALS	47-28-7	92	4966	225	1	2.87

SCORING

PLAYERS	GP	G	A	PTS	PIM
Sidney Crosby	81	51	58	109	71
Evgeni Malkin	67	28	49	77	100
Alexei Ponikarovsky	77	21	29	50	61
Sergei Gonchar	62	11	39	50	49
Jordan Staal	82	21	28	49	57
Bill Guerin	78	21	24	45	75
Pascal Dupuis	81	18	20	38	16
Alex Goligoski	69	8	29	37	22
Chris Kunitz	50	13	19	32	39
Matt Cooke	79	15	15	30	106
Ruslan Fedotenko	80	11	19	30	50
Kris Letang	73	3	24	27	51
Jordan Leopold	81	11	15	26	28
Tyler Kennedy	64	13	12	25	31
Brooks Orpik	73	2	23	25	64
Mike Rupp	81	13	6	19	120
Mark Eaton	79	3	13	16	26
Jay McKee	62	1	9	10	54
Craig Adams	82	0	10	10	72
Martin Skoula	33	3	5	8	6
Maxime Talbot	45	2	5	7	30
Chris Conner	8	2	1	3	0
Eric Godard	45	1	2	3	76
Chris Bourque	20	0	3	3	10
Ben Lovejoy	12	0	3	3	2
Nick Johnson	6	1	1	2	2
Luca Caputi	4	1	1	2	2
Deryk Engelland	9	0	2	2	17
Mark Letestu	10	1	0	1	2
Eric Tangradi	1	0	0	0	0
Tim Wallace	1	0	0	0	0
Nathan Guenin	2	0	0	0	0
Dustin Jeffrey	1	0	0	0	0

GAMES

DATE	RESULT	SCORE	OPPONENT	DATE	RESULT	SCORE	OPPONENT
Oct. 2	W	3-2	NY RANGERS	Jan. 5	W	5-2	ATLANTA
Oct. 3	SOW	4-3*	NY Islanders	Jan. 7	L	4-7	PHILADELPHIA
Oct. 7	L	0-3	PHOENIX	Jan. 9	W	4-1	Toronto
Oct. 8	W	5-4	Philadelphia	Jan. 11	L	3-4	Minnesota
Oct. 10	W	5-2	Toronto	Jan. 13	W	3-1	Calgary
Oct. 12	W	4-1	Ottawa	Jan. 14	W	3-2	Edmonton
Oct. 14	SOW	3-2*	Carolina	Jan. 16	L	2-6	Vancouver
Oct. 17	W	4-1	TAMPA BAY	Jan. 19	W	6-4	NY ISLANDERS
Oct. 20	W	5-1	ST. LOUIS	Jan. 21	L	3-6	WASHINGTON
Oct. 23	SOW	3-2*	FLORIDA	Jan. 24	W	2-1	Philadelphia
Oct. 24	L	1-4	NEW JERSEY	Jan. 25	W	4-2	NY Rangers
Oct. 28	W	6-1	MONTREAL	Jan. 28	L	1-4	OTTAWA
Oct. 30	SOW	4-3*	Columbus	Jan. 31	SOW	2-1*	DETROIT
Oct. 31	L	1-2	MINNESOTA	Feb. 1	W	5-4	BUFFALO
Nov. 3	W	4-3	Anaheim	Feb. 6	L	3-5	Montreal
Nov. 5	L	2-5	Los Angeles	Feb. 7	OTL	4-5*	Washington
Nov. 7	L	0-5	San Jose	Feb. 10	W	3-1	NY ISLANDERS
Nov. 10	L	0-3	Boston	Feb. 12	OTL	2-3*	NY RANGERS
Nov. 12	L	1-4	NEW JERSEY	Feb. 14	SOL	3-4*	NASHVILLE
Nov. 14	OTW	6-5*	BOSTON	Mar. 2	W	3-2	BUFFALO
Nov. 16	W	5-2	ANAHEIM	Mar. 4	OTW	5-4*	NY Rangers
Nov. 19	L	2-6	Ottawa	Mar. 6	W	6-3	DALLAS
Nov. 21	W	3-2	Atlanta	Mar. 7	W	2-1	BOSTON
Nov. 23	OTW	3-2*	Florida	Mar. 11	OTL	3-4*	Carolina
Nov. 25	W	3-1	MONTREAL	Mar. 12	L	1-3	New Jersey
Nov. 27	L	2-3	NY Islanders	Mar. 14	W	2-1	Tampa Bay
Nov. 28	W	8-3	NY RANGERS	Mar. 17	L	2-5	New Jersey
Nov. 30	W	5-2	NY Rangers	Mar. 18	W	3-0	Boston
Dec. 3	W	4-1	COLORADO	Mar. 20	OTL	2-3*	CAROLINA
Dec. 5	OTL	1-2*	CHICAGO	Mar. 22	L	1-3	Detroit
Dec. 7	L	2-3	CAROLINA	Mar. 24	SOL	3-4*	Washington
Dec. 10	W	3-2	Montreal	Mar. 27	W	4-1	PHILADELPHIA
Dec. 12	OTW	3-2*	FLORIDA	Mar. 28	SOW	5-4*	TORONTO
Dec. 15	W	6-1	PHILADELPHIA	Mar. 31	L	0-2	TAMPA BAY
Dec. 17	SOW	3-2*	Philadelphia	Apr. 3	OTW	4-3*	ATLANTA
Dec. 19	SOW	2-1*	Buffalo	Apr. 6	L	3-6	WASHINGTON
Dec. 21	L	0-4	NEW JERSEY	Apr. 8	W	7-3	NY ISLANDERS
Dec. 23	W	8-2	OTTAWA	Apr. 10	L	0-1	Atlanta
Dec. 27	L	3-4	TORONTO	Apr. 11	OTW	6-5*	NY Islanders
Dec. 29	L	3-4	Buffalo				
Dec. 30	L	0-2	New Jersey				
Jan. 2	L	1-3	Tampa Bay				
Jan. 3	L	2-6	Florida				

* - Overtime

*Home games in all CAPS

47-28-7, 2ND, ATLANTIC DIVISION

2010-11

HIGHLIGHTS

- The Penguins open their brand-new arena, CONSOL Energy Center, against the Philadelphia Flyers on October 7.
- Dan Bylsma becomes the first head coach in team history to win the Jack Adams Award as the NHL's "Most Outstanding Coach."
- The Penguins record a NHL season-high 12-game winning streak from Nov. 17-Dec. 11. The streak is the second-longest in team history and the eighth-longest (tied) in NHL history.
- The Penguins tie the franchise record with seven straight road victories (Nov. 6-Dec. 11).
- Sidney Crosby records a 25-game point streak from Nov. 5-Dec. 28, the longest in the NHL since 1992-93 (Mats Sundin) and the 11th-longest in NHL history. Crosby notches 50 points (26G-24A) during the streak.
- Pittsburgh finishes the regular season with the NHL's top penalty killing unit at 86.1 percent - the first time the Penguins ever finished the season ranked No. 1 overall.
- The Penguins host the Washington Capitals in the 2011 Bridgestone NHL Winter Classic at Heinz Field on Jan. 1.

TRANSACTIONS

Feb. 21, 2011 - Obtained James Neal and Matt Niskanen from Dallas for Alex Goligoski.

Feb. 24, 2011 - Obtained Alex Kovalev from Ottawa for a 2011 seventh-round draft pick.

GOALTENDERS

GOALIE	W-L-O	GP	MP	GA	SO	GAA
Brent Johnson	13-5-3	23	1297	47	1	2.17
Marc-Andre Fleury	36-20-5	65	3695	143	3	2.32
Team					1	
TOTALS	49-25-8	82	4992	199	5	2.39

SCORING

PLAYERS	GP	G	A	PTS	PIM
Sidney Crosby	41	32	34	66	31
Kris Letang	82	8	42	50	101
Chris Kunitz	66	23	25	48	47
James Neal	79	22	23	45	66
Tyler Kennedy	80	21	24	45	37
Pascal Dupuis	81	17	20	37	59
Evgeni Malkin	43	15	22	37	18
Alex Kovalev	74	16	18	34	44
Alex Goligoski	60	9	22	31	28
Matt Cooke	67	12	18	30	129
Jordan Staal	42	11	19	30	24
Mark Letestu	64	14	13	27	13
Paul Martin	77	3	21	24	16
Maxime Talbot	82	8	13	21	66
Zbynek Michalek	73	5	14	19	30
Mike Rupp	81	9	8	17	124
Ben Lovejoy	47	3	14	17	48
Chris Conner	60	7	9	16	10
Craig Adams	80	4	11	15	76
Brooks Orpik	63	1	12	13	66
Dustin Jeffrey	25	7	5	12	4
Arron Asham	44	5	6	11	46
Deryk Engelland	63	3	7	10	123
Matt Niskanen	63	1	9	10	50
Mike Comrie	21	1	5	6	18
Brett Sterling	7	3	2	5	16
Nick Johnson	4	1	2	3	5
Eric Tangradi	15	1	2	3	10
Eric Godard	19	0	3	3	105
Joe Vitale	9	1	1	2	13
Andrew Hutchinson	5	0	1	1	6
Corey Potter	1	0	0	0	0
Brian Strait	3	0	0	0	0
Tim Wallace	7	0	0	0	5
Ryan Craig	6	0	0	0	22

GAMES

DATE	RESULT	SCORE	OPPONENT	DATE	RESULT	SCORE	OPPONENT
Oct. 7	L	2-3	PHILADELPHIA	Jan. 10	L	2-4	BOSTON
Oct. 9	L	2-3	MONTREAL	Jan. 12	W	5-2	Montreal
Oct. 11	W	3-1	New Jersey	Jan. 15	W	3-2	Boston
Oct. 13	L	3-4	TORONTO	Jan. 18	W	4-1	DETROIT
Oct. 15	OTW	3-2*	NY ISLANDERS	Jan. 20	L	0-2	New Jersey
Oct. 16	W	5-1	Philadelphia	Jan. 22	W	3-2	CAROLINA
Oct. 18	W	5-2	OTTAWA	Jan. 25	W	1-0	NY ISLANDERS
Oct. 21	OTW	4-3*	Nashville	Feb. 1	SOW	4-3*	NY Rangers
Oct. 23	OTL	0-1*	St. Louis	Feb. 2	W	3-0	NY ISLANDERS
Oct. 27	L	3-5	Tampa Bay	Feb. 4	W	3-2	BUFFALO
Oct. 29	L	2-3	PHILADELPHIA	Feb. 6	L	0-3	Washington
Oct. 30	W	3-0	Carolina	Feb. 8	L	1-4	COLUMBUS
Nov. 3	L	2-5	Dallas	Feb. 10	OTW	2-1*	LOS ANGELES
Nov. 5	L	2-3	Anaheim	Feb. 11	L	3-9	NY Islanders
Nov. 6	SOW	4-3*	Phoenix	Feb. 13	L	3-5	NY Rangers
Nov. 10	L	4-7	BOSTON	Feb. 16	OTW	3-2*	Colorado
Nov. 12	W	5-1	TAMPA BAY	Feb. 20	SOL	2-3*	Chicago
Nov. 13	W	4-2	Atlanta	Feb. 21	L	0-1	WASHINGTON
Nov. 15	OTL	2-3*	NY RANGERS	Feb. 23	OTL	2-3*	SAN JOSE
Nov. 17	W	3-1	VANCOUVER	Feb. 25	L	1-4	Carolina
Nov. 19	SOW	5-4*	CAROLINA	Feb. 26	SOW	6-5*	Toronto
Nov. 22	W	3-2	Florida	Mar. 2	OTL	2-3*	Toronto
Nov. 24	W	1-0	Buffalo	Mar. 4	OTL	1-2*	New Jersey
Nov. 26	W	2-1	OTTAWA	Mar. 5	OTW	3-2*	Boston
Nov. 27	W	4-1	CALGARY	Mar. 8	W	3-1	BUFFALO
Nov. 29	W	3-1	NY Rangers	Mar. 12	L	0-3	MONTREAL
Dec. 2	W	3-2	ATLANTA	Mar. 13	W	5-1	EDMONTON
Dec. 4	W	7-2	Columbus	Mar. 15	W	5-1	Ottawa
Dec. 6	W	2-1	NEW JERSEY	Mar. 20	L	2-5	NY RANGERS
Dec. 8	W	5-2	TORONTO	Mar. 21	SOW	5-4*	Detroit
Dec. 11	W	5-2	Buffalo	Mar. 24	SOW	2-1*	Philadelphia
Dec. 14	L	2-3	Philadelphia	Mar. 25	SOW	1-0*	NEW JERSEY
Dec. 15	L	1-4	NY RANGERS	Mar. 27	SOW	2-1*	FLORIDA
Dec. 20	W	6-1	PHOENIX	Mar. 29	L	2-5	PHILADELPHIA
Dec. 22	W	5-2	FLORIDA	Mar. 31	L	1-2	Tampa Bay
Dec. 23	SOW	3-2*	Washington	Apr. 2	W	4-2	Florida
Dec. 26	L	1-3	Ottawa	Apr. 5	W	4-2	NEW JERSEY
Dec. 28	W	6-3	ATLANTA	Apr. 8	SOW	4-3*	NY Islanders
Dec. 29	SOL	1-2*	NY Islanders	Apr. 10	W	5-2	Atlanta
Jan. 1	L	1-3	WASHINGTON				
Jan. 5	W	8-1	TAMPA BAY				
Jan. 6	SOL*	1-2	Montreal				
Jan. 8	L	0-4	MINNESOTA				

* - Overtime

*Home games in all CAPS

49-25-8, 2ND, ATLANTIC DIVISION

2011-12

HIGHLIGHTS

- Evgeni Malkin becomes the ninth player in NHL history to win the Art Ross Trophy (leading scorer), Hart Trophy (MVP) and Ted Lindsay Award (NHLPA most outstanding player) in a single season after leading the NHL with 109 points.
- The Penguins establish the second-highest single-season win (51) and point (108) totals in franchise history. Pittsburgh also establishes a franchise-record 87.8 percent success rate on the penalty kill.
- James Neal becomes the first Penguins winger to score 40 goals in a single season since Alexei Kovalev in 2000-01, and was named a NHL First-Team All-Star.
- Sidney Crosby tallies four points (2G-2A) against the New York Islanders on Nov. 21 in his comeback from a 61-game absence due to a concussion dating back to the previous season.
- James Neal (Oct. 11-Nov. 15) and Evgeni Malkin (Jan. 7-Feb. 12) both amass eight-game home goal-scoring streaks - tied for the second-longest such streaks in team history (Mario Lemieux, 11 games).
- The Penguins posted an NHL-season-high 11-game winning streak from Feb. 21-March 17, outscoring foes 43-17 during that span.
- Pascal Dupuis finishes the season riding a NHL-season-high 17-game point streak, during which he notched 10 goals and 12 assists.

TRANSACTIONS

Nov. 8, 2011 - Obtained a 2012 fourth-round draft pick from Columbus for Mark Letestu.

Feb. 27, 2012 - Claimed Cal O'Reilly off re-entry waivers from Phoenix.

Feb. 27, 2012 - James Neal signed a six-year contract extension through 2017-18.

July 1, 2012 - Sidney Crosby signed a 12-year contract extension through 2024-25.

GOALTENDERS

GOALIE	W-L-O	GP	MP	GA	SO	GAA
Marc-Andre Fleury	42-17-4	67	3896	153	3	2.36
Brent Johnson	6-7-2	16	811	42	0	3.11
Brad Thiessen	3-1-0	5	258	16	0	3.72
TOTALS	51-25-6	82	4995	221	3	2.66

SCORING

PLAYERS	GP	G	A	PTS	PIM
Evgeni Malkin	75	50	59	109	70
James Neal	80	40	41	81	87
Chris Kunitz	82	26	35	61	49
Pascal Dupuis	82	25	34	59	34
Jordan Staal	62	25	25	50	34
Steve Sullivan	79	17	31	48	20
Kris Letang	51	10	32	42	34
Matt Cooke	82	19	19	38	44
Sidney Crosby	22	8	29	37	14
Tyler Kennedy	60	11	22	33	29
Paul Martin	73	2	25	27	18
Matt Niskanen	75	4	17	21	47
Craig Adams	82	5	13	18	34
Brooks Orpik	73	2	16	18	61
Deryk Engelland	73	4	13	17	56
Arron Asham	64	5	11	16	76
Richard Park	54	7	7	14	12
Joe Vitale	68	4	10	14	56
Zbynek Michalek	62	2	11	13	24
Cal O'Reilly	33	2	5	7	4
Dustin Jeffrey	26	4	2	6	2
Ben Lovejoy	34	1	4	5	13
Simon Despres	18	1	3	4	10
Alexandre Picard	17	0	4	4	4
Jason Williams	8	1	1	2	4
Eric Tangradi	24	0	2	2	16
Mark Letestu	11	0	1	1	2
Brian Strait	9	0	1	1	4
Carl Sneepe	1	0	1	1	0
Steve MacIntyre	12	0	0	0	6
Robert Bortuzzo	6	0	0	0	2
Colin McDonald	5	0	0	0	0

GAMES

DATE	RESULT	SCORE	OPPONENT	DATE	RESULT	SCORE	OPPONENT
Oct. 6	SOW	4-3*	Vancouver	Jan. 15	W	6-3	Tampa Bay
Oct. 8	W	5-3	Calgary	Jan. 17	SOW	2-1*	CAROLINA
Oct. 9	SOL	1-2*	Edmonton	Jan. 19	W	4-1	NY Rangers
Oct. 11	W	4-2	FLORIDA	Jan. 20	SOW	5-4*	MONTREAL
Oct. 13	OTL	2-3*	WASHINGTON	Jan. 22	OTW	4-3*	WASHINGTON
Oct. 15	L	2-3	BUFFALO	Jan. 24	SOW	3-2*	St. Louis
Oct. 17	L	1-2	Winnipeg	Jan. 31	SOW	5-4*	TORONTO
Oct. 18	W	4-2	Minnesota	Feb. 1	L	0-1	Toronto
Oct. 20	W	3-1	MONTREAL	Feb. 4	W	2-1	Boston
Oct. 22	W	4-1	NEW JERSEY	Feb. 5	L	2-5	New Jersey
Oct. 25	W	3-0	NY Islanders	Feb. 7	SOL	2-3*	Montreal
Oct. 27	SOW	3-2*	NY ISLANDERS	Feb. 11	W	8-5	WINNIPEG
Oct. 29	L	3-4	Toronto	Feb. 12	W	4-2	TAMPA BAY
Nov. 3	SOL	3-4*	San Jose	Feb. 15	L	1-2	ANAHEIM
Nov. 5	SOW	3-2*	Los Angeles	Feb. 18	W	6-4	Philadelphia
Nov. 11	W	3-1	DALLAS	Feb. 19	L	2-6	Buffalo
Nov. 12	L	3-5	Carolina	Feb. 21	W	2-0	NY RANGERS
Nov. 15	W	6-3	COLORADO	Feb. 25	W	8-1	TAMPA BAY
Nov. 17	L	1-4	Tampa Bay	Feb. 26	W	4-2	COLUMBUS
Nov. 19	L	2-3	Florida	Feb. 29	SOW	4-3*	Dallas
Nov. 21	W	5-0	NY ISLANDERS	Mar. 3	W	5-1	Colorado
Nov. 23	OTL	2-3*	ST. LOUIS	Mar. 5	W	2-1	PHOENIX
Nov. 25	W	6-3	OTTAWA	Mar. 7	W	3-2	TORONTO
Nov. 26	OTW	4-3*	Montreal	Mar. 9	SOW	2-1*	FLORIDA
Nov. 29	L	3-4	NY Rangers	Mar. 11	W	5-2	BOSTON
Dec. 1	W	2-1	Washington	Mar. 15	W	5-2	NY Rangers
Dec. 3	W	3-2	Carolina	Mar. 17	W	5-2	New Jersey
Dec. 5	L	1-3	BOSTON	Mar. 18	OTL	2-3*	Philadelphia
Dec. 8	L	2-3	Philadelphia	Mar. 20	W	8-4	WINNIPEG
Dec. 10	W	6-3	NY Islanders	Mar. 22	W	5-1	NASHVILLE
Dec. 13	L	1-4	Detroit	Mar. 24	L	4-8	Ottawa
Dec. 16	L	4-6	Ottawa	Mar. 25	W	5-2	NEW JERSEY
Dec. 17	W	8-3	BUFFALO	Mar. 27	L	3-5	NY ISLANDERS
Dec. 20	W	3-2	CHICAGO	Mar. 29	L	3-5	NY Islanders
Dec. 23	W	4-1	Winnipeg	Mar. 30	W	5-3	Buffalo
Dec. 27	W	4-2	CAROLINA	Apr. 1	L	4-6	PHILADELPHIA
Dec. 29	L	2-4	PHILADELPHIA	Apr. 3	W	5-3	Boston
Dec. 31	L	1-3	New Jersey	Apr. 5	W	5-2	NY RANGERS
Jan. 6	L	1-3	NY RANGERS	Apr. 7	W	4-2	PHILADELPHIA
Jan. 7	L	1-3	NEW JERSEY				
Jan. 10	L	1-5	OTTAWA				
Jan. 11	L	0-1	Washington				
Jan. 13	W	4-1	Florida				

* - Overtime

*Home games in all CAPS

2012-13

HIGHLIGHTS

- The Penguins win their first Atlantic Division title under head coach Dan Bylsma, finishing with the top regular-season record in the Eastern Conference.
- Pittsburgh wins 15 consecutive games - the second-longest (tied) winning streak in NHL history - between March 2-30. The Penguins also become the first team in NHL history to post a perfect record during a calendar month (min: 10 games).
- Tomas Vokoun and Marc-Andre Fleury establish the longest shutout sequence (218:48) in franchise history between March 24-April 2.
- Marc-Andre Fleury sets a pair of franchise records for most wins (227) and shutouts (23).
- Brooks Orpik appears in his 622nd career game on April 2 vs. Buffalo, establishing a team record for games played by a defenseman.
- Sidney Crosby win the Ted Lindsay Award (NHLPA most outstanding player).
- Ray Shero is voted NHL General Manager of the Year.

TRANSACTIONS

Feb. 6, 2013 - Obtained 2014 fifth-round pick from Anaheim for Ben Lovejoy.

Feb. 13, 2013 - Obtained 2013 seventh-round pick from Winnipeg for Eric Tangradi.

Mar. 24, 2013 - Obtained Brenden Morrow and a 2013 third-round draft pick from Dallas for Joe Morrow and a 2013 fifth-round draft pick.

Mar. 25, 2013 - Obtained Douglas Murray from San Jose for a 2013 second-round draft pick and a 2014 conditional second-round draft pick.

Mar. 28, 2013 - Obtained Jarome Iginla from Calgary for Kenny Agostino, Ben Hanowski and a 2013 first-round draft pick.

Apr. 3, 2013 - Obtained Jussi Jokinen from Carolina for a 2013 conditional sixth or seventh-round draft pick.

Jun. 12, 2013 - Head coach Dan Bylsma signed a two-year contract extension through 2014-15; assistant coaches Tony Granato and Todd Reirden also received extensions through 2014-15.

Jun. 13, 2013 - Evgeni Malkin signed an eight-year contract extension that begins with the 2014-15 season and runs through 2021-22.

July 2, 2013 - Kris Letang signed an eight-year contract extension that begins with the 2014-15 season and runs through 2021-22.

SCORING

PLAYERS	GP	G	A	PTS	PIM
Sidney Crosby	36	15	41	56	16
Chris Kunitz	48	22	30	52	39
Pascal Dupuis	48	20	18	38	26
Kris Letang	35	5	33	38	8
James Neal	40	21	15	36	26
Jarome Iginla	44	14	19	33	31
Evgeni Malkin	31	9	24	33	36
Brenden Morrow	44	12	13	25	37
Paul Martin	34	6	17	23	16
Jussi Jokinen	43	13	9	22	24
Matt Cooke	48	8	13	21	36
Brandon Sutter	48	11	8	19	4
Matt Niskanen	40	4	10	14	12
Beau Bennett	26	3	11	14	6
Tyler Kennedy	46	6	5	11	19
Craig Adams	48	3	6	9	28
Brooks Orpik	46	0	8	8	32
Simon Depres	33	2	5	7	20
Dustin Jeffrey	24	3	3	6	2
Douglas Murray	43	1	5	6	35
Deryk Engelland	42	0	6	6	54
Joe Vitale	33	2	3	5	17
Robert Bortuzzo	15	2	2	4	27
Tanner Glass	48	1	1	2	62
Mark Eaton	23	0	0	0	4
Dylan Reese	3	0	0	0	0
Trevor Smith	1	0	0	0	0
Steve MacIntyre	1	0	0	0	12

GOALTENDERS

GOALIE	W-L-O	GP	MP	GA	SO	GAA
Marc-Andre Fleury	23-8-0	33	1858	74	1	2.39
Tomas Vokoun	13-4-0	20	1029	42	3	2.45
TOTALS	36-12-0	48	2898	119	5	2.48

GAMES

DATE	RESULT	SCORE	OPPONENT
Jan. 19	W	3-1	Philadelphia
Jan. 20	W	6-3	NY Rangers
Jan. 23	L	2-5	TORONTO
Jan. 25	L	2-4	Winnipeg
Jan. 27	SOW	2-1*	Ottawa
Jan. 29	L	1-4	NY ISLANDERS
Jan. 31	W	3-0	NY Rangers
Feb. 2	W	5-1	NEW JERSEY
Feb. 3	W	6-3	Washington
Feb. 5	W	4-2	NY Islanders
Feb. 7	W	5-2	WASHINGTON
Feb. 9	L	1-3	New Jersey
Feb. 10	L	1-3	NEW JERSEY
Feb. 13	W	4-2	OTTAWA
Feb. 15	W	3-1	Winnipeg
Feb. 17	W	4-3	Buffalo
Feb. 20	L	5-6	PHILADELPHIA
Feb. 22	W	3-1	FLORIDA
Feb. 24	W	5-3	TAMPA BAY
Feb. 26	L	4-6	Florida
Feb. 28	L	1-4	Carolina
Mar. 2	OTW	7-6*	Montreal
Mar. 4	W	4-3	TAMPA BAY
Mar. 7	W	5-4	Philadelphia
Mar. 9	SOW	5-4*	Toronto
Mar. 10	W	6-1	NY ISLANDERS
Mar. 12	W	3-2	BOSTON
Mar. 14	W	3-1	Toronto
Mar. 16	W	3-0	NY RANGERS
Mar. 17	W	2-1	BOSTON
Mar. 19	W	2-1	WASHINGTON
Mar. 22	W	4-2	NY Islanders
Mar. 24	W	2-1*	PHILADELPHIA
Mar. 26	W	1-0	MONTREAL
Mar. 28	W	4-0	WINNIPEG
Mar. 30	W	2-0	NY ISLANDERS
Apr. 2	L	1-4	BUFFALO
Apr. 3	L	1-6	NY Rangers
Apr. 5	SOW	2-1*	NY RANGERS
Apr. 9	W	5-3	Carolina
Apr. 11	W	6-3	Tampa Bay
Apr. 13	W	3-1	Florida

DATE	RESULT	SCORE	OPPONENT
Apr. 17	W	6-4	MONTREAL
Apr. 20	W	3-2	Boston
Apr. 22	W	3-1	Ottawa
Apr. 23	L	2-4	BUFFALO
Apr. 25	L	2-3	New Jersey
Apr. 27	W	8-3	CAROLINA

* - Overtime

Home games in all CAPS

36-12-0, 1ST, ATLANTIC DIVISION



The Official
Health Care Provider Of The
Pittsburgh Penguins.®


(And the fans who stick by them.)

The same leading doctors, researchers, nurses
and therapists trusted by the Penguins® are also trusted by
their loyal fans. To learn more, visit UPMC.com.




UPMC LIFE
CHANGING
MEDICINE


PLAYOFF HISTORY



THREE TIME STANLEY CUP CHAMPIONS



Mario Lemieux celebrates the Penguins' first Stanley Cup in 1991.



The Penguins repeat as NHL champions in 1992.



Pittsburgh claimed its third Stanley Cup title in franchise history in 2009.

PITTSBURGH PENGUINS

PLAYOFF GAME-BY-GAME RESULTS

1968 Did Not Qualify For Playoffs

1969 Did Not Qualify For Playoffs

1970 Quarterfinals vs. Oakland (PIT won series, 4-0)

Apr. 8	Oakland	1	at Pittsburgh	2	W
Apr. 9	Oakland	1	at Pittsburgh	3	W
Apr. 11	Pittsburgh	5	at Oakland	2	W
Apr. 12	Pittsburgh	3	at Oakland	2 (OT)	W

Semifinals vs. St. Louis (STL won series, 4-2)

Apr. 19	Pittsburgh	1	at St. Louis	3	L
Apr. 21	Pittsburgh	1	at St. Louis	4	L
Apr. 23	St. Louis	2	at Pittsburgh	3	W
Apr. 26	St. Louis	1	at Pittsburgh	2	W
Apr. 28	Pittsburgh	0	at St. Louis	5	L
Apr. 30	St. Louis	4	at Pittsburgh	3	L

1971 Did Not Qualify For Playoffs

1972 Quarterfinals vs. Chicago (CHI won series, 4-0)

Apr. 5	Pittsburgh	1	at Chicago	3	L
Apr. 6	Pittsburgh	2	at Chicago	3	L
Apr. 8	Chicago	2	at Pittsburgh	0	L
Apr. 9	Chicago	6	at Pittsburgh	5 (OT)	L

1973 Did Not Qualify For Playoffs

1974 Did Not Qualify For Playoffs

1975 Preliminary Round vs. St. Louis (PIT won series, 2-0)

Apr. 8	St. Louis	3	at Pittsburgh	4	W
Apr. 10	Pittsburgh	5	at St. Louis	3	W

Quarterfinals vs. NY Islanders (NYI won series, 4-3)

Apr. 13	NY Islanders	4	at Pittsburgh	5	W
Apr. 15	NY Islanders	1	at Pittsburgh	3	W
Apr. 17	Pittsburgh	6	at NY Islanders	4	W
Apr. 20	Pittsburgh	1	at NY Islanders	3	L
Apr. 22	NY Islanders	4	at Pittsburgh	2	L
Apr. 24	Pittsburgh	1	at NY Islanders	4	L
Apr. 26	NY Islanders	1	at Pittsburgh	0	L

1976 Preliminary Round vs. Toronto (TOR won series, 2-1)

Apr. 6	Pittsburgh	1	at Toronto	4	L
Apr. 8	Toronto	0	at Pittsburgh	2	W
Apr. 10	Pittsburgh	0	at Toronto	4	L

1977 Preliminary Round vs. Toronto (TOR won series, 2-1)

Apr. 5	Toronto	4	at Pittsburgh	2	L
Apr. 7	Pittsburgh	6	at Toronto	4	W
Apr. 9	Toronto	5	at Pittsburgh	2	L

1978 Did Not Qualify For Playoffs

1979 Preliminary Round vs. Buffalo (PIT won series, 2-1)

Apr. 10	Pittsburgh	4	at Buffalo	3	W
Apr. 12	Buffalo	3	at Pittsburgh	1	L
Apr. 14	Pittsburgh	4	at Buffalo	3 (OT)	W

Quarterfinals vs. Boston (BOS won series, 4-0)

Apr. 16	Pittsburgh	2	at Boston	6	L
Apr. 18	Pittsburgh	3	at Boston	4	L
Apr. 21	Boston	2	at Pittsburgh	1	L
Apr. 22	Boston	4	at Pittsburgh	1	L

1980 Preliminary Round vs. Boston (BOS won series, 3-2)

Apr. 8	Pittsburgh	4	at Boston	2	W
Apr. 10	Pittsburgh	1	at Boston	4	L
Apr. 12	Boston	1	at Pittsburgh	4	W
Apr. 13	Boston	8	at Pittsburgh	3	L
Apr. 14	Pittsburgh	2	at Boston	6	L

1981 Preliminary Round vs. St. Louis (STL won series, 3-2)

Apr. 8	Pittsburgh	2	at St. Louis	4	L
Apr. 9	Pittsburgh	6	at St. Louis	4	W
Apr. 11	St. Louis	5	at Pittsburgh	4	L
Apr. 12	St. Louis	3	at Pittsburgh	6	W
Apr. 14	Pittsburgh	3	at St. Louis	4 (2OT)	L

1982 Preliminary Round vs. NY Islanders (NYI won series, 3-2)

Apr. 7	Pittsburgh	1	at NY Islanders	8	L
Apr. 8	Pittsburgh	2	at NY Islanders	7	L
Apr. 10	NY Islanders	1	at Pittsburgh	2 (OT)	W
Apr. 11	NY Islanders	2	at Pittsburgh	5	W
Apr. 13	Pittsburgh	3	at NY Islanders	4 (OT)	L

1983 Did Not Qualify For Playoffs

1984 Did Not Qualify For Playoffs

1985 Did Not Qualify For Playoffs

1986 Did Not Qualify For Playoffs

1987 Did Not Qualify For Playoffs

1988 Did Not Qualify For Playoffs

1989 Patrick Division Semifinals vs. NY Rangers (PIT won series, 4-0)

Apr. 5	NY Rangers	1	at Pittsburgh	3	W
Apr. 6	NY Rangers	4	at Pittsburgh	7	W
Apr. 8	Pittsburgh	5	at NY Rangers	3	W
Apr. 9	Pittsburgh	4	at NY Rangers	3	W

Patrick Division Final vs. Philadelphia (PHI won series, 4-3)

Apr. 17	Philadelphia	3	at Pittsburgh	4	W
Apr. 19	Philadelphia	4	at Pittsburgh	2	L
Apr. 21	Pittsburgh	4	at Philadelphia	3 (OT)	W
Apr. 23	Pittsburgh	1	at Philadelphia	4	L
Apr. 25	Philadelphia	7	at Pittsburgh	10	W
Apr. 27	Pittsburgh	2	at Philadelphia	6	L
Apr. 29	Philadelphia	4	at Pittsburgh	1	L

1990 Did Not Qualify For Playoffs

**1991 Patrick Division Semifinals vs. New Jersey
(PIT won series, 4-3)**

Apr. 3	New Jersey	3	at Pittsburgh	1	L
Apr. 5	New Jersey	4	at Pittsburgh	5 (OT)	W
Apr. 7	Pittsburgh	4	at New Jersey	3	W
Apr. 9	Pittsburgh	1	at New Jersey	4	L
Apr. 11	New Jersey	4	at Pittsburgh	2	L
Apr. 13	Pittsburgh	4	at New Jersey	3	W
Apr. 15	New Jersey	0	at Pittsburgh	4	W

**Patrick Division Final vs. Washington
(PIT won series, 4-1)**

Apr. 17	Washington	4	at Pittsburgh	2	L
Apr. 19	Washington	6	at Pittsburgh	7 (OT)	W
Apr. 21	Pittsburgh	3	at Washington	1	W
Apr. 23	Pittsburgh	3	at Washington	1	W
Apr. 25	Washington	1	at Pittsburgh	4	W

**Prince of Wales Conference Final vs. Boston
(PIT won series, 4-2)**

May 1	Pittsburgh	3	at Boston	6	L
May 3	Pittsburgh	4	at Boston	5 (OT)	L
May 5	Boston	1	at Pittsburgh	4	W
May 7	Boston	1	at Pittsburgh	4	W
May 9	Pittsburgh	7	at Boston	2	W
May 11	Boston	3	at Pittsburgh	5	W

**Stanley Cup Final vs. Minnesota
(PIT won series, 4-2)**

May 15	Minnesota	5	at Pittsburgh	4	L
May 17	Minnesota	1	at Pittsburgh	4	W
May 19	Pittsburgh	1	at Minnesota	3	L
May 21	Pittsburgh	5	at Minnesota	3	W
May 23	Minnesota	4	at Pittsburgh	6	W
May 25	Pittsburgh	8	at Minnesota	0	W

**1992 Patrick Division Semifinals vs. Washington
(PIT won series, 4-3)**

Apr. 19	Pittsburgh	1	at Washington	3	L
Apr. 21	Pittsburgh	2	at Washington	6	L
Apr. 23	Washington	4	at Pittsburgh	6	W
Apr. 25	Washington	7	at Pittsburgh	2	L
Apr. 27	Pittsburgh	5	at Washington	2	W
Apr. 29	Washington	4	at Pittsburgh	6	W
May 1	Pittsburgh	3	at Washington	1	W

**Patrick Division Final vs. NY Rangers
(PIT won series, 4-2)**

May 3	Pittsburgh	4	at NY Rangers	2	W
May 5	Pittsburgh	2	at NY Rangers	4	L
May 7	NY Rangers	6	at Pittsburgh	5 (OT)	L
May 9	NY Rangers	4	at Pittsburgh	5 (OT)	W
May 11	Pittsburgh	3	at NY Rangers	2	W
May 13	NY Rangers	1	at Pittsburgh	5	W

**Prince of Wales Conference Final vs. Boston
(PIT won series, 4-0)**

May 17	Boston	3	at Pittsburgh	4 (OT)	W
May 19	Boston	2	at Pittsburgh	5	W
May 21	Pittsburgh	5	at Boston	1	W
May 23	Pittsburgh	5	at Boston	1	W

**Stanley Cup Final vs. Chicago
(PIT won series, 4-0)**

May 26	Chicago	4	at Pittsburgh	5	W
May 28	Chicago	1	at Pittsburgh	3	W
May 30	Pittsburgh	1	at Chicago	0	W
June 1	Pittsburgh	6	at Chicago	5	W

**1993 Patrick Division Semifinals vs. New Jersey
(PIT won series, 4-1)**

Apr. 18	New Jersey	3	at Pittsburgh	6	W
Apr. 20	New Jersey	0	at Pittsburgh	7	W
Apr. 22	Pittsburgh	4	at New Jersey	3	W
Apr. 25	Pittsburgh	1	at New Jersey	4	L
Apr. 26	New Jersey	3	at Pittsburgh	5	W

**Patrick Division Final vs. NY Islanders
(NYI won series, 4-3)**

May 2	NY Islanders	3	at Pittsburgh	2	L
May 4	NY Islanders	0	at Pittsburgh	3	W
May 6	Pittsburgh	3	at NY Islanders	1	W
May 8	Pittsburgh	5	at NY Islanders	6	L
May 10	NY Islanders	3	at Pittsburgh	6	W
May 12	Pittsburgh	5	at NY Islanders	7	L
May 14	NY Islanders	4	at Pittsburgh	3 (OT)	L

**1994 Eastern Conference Quarterfinals vs. Washington
(WSH won series, 4-2)**

Apr. 17	Washington	5	at Pittsburgh	3	L
Apr. 19	Washington	1	at Pittsburgh	2	W
Apr. 21	Pittsburgh	0	at Washington	2	L
Apr. 23	Pittsburgh	1	at Washington	4	L
Apr. 25	Washington	2	at Pittsburgh	3	W
Apr. 27	Pittsburgh	3	at Washington	6	L

**1995 Eastern Conference Quarterfinals vs. Washington
(PIT won series, 4-3)**

May 6	Washington	5	at Pittsburgh	4	L
May 8	Washington	3	at Pittsburgh	5	W
May 10	Pittsburgh	2	at Washington	6	L
May 12	Pittsburgh	2	at Washington	6	L
May 14	Washington	5	at Pittsburgh	6 (OT)	W
May 16	Pittsburgh	7	at Washington	1	W
May 18	Washington	0	at Pittsburgh	3	W

**Eastern Conference Semifinals vs. New Jersey
(NJ won series, 4-1)**

May 20	New Jersey	2	at Pittsburgh	3	W
May 22	New Jersey	4	at Pittsburgh	2	L
May 24	Pittsburgh	1	at New Jersey	5	L
May 26	Pittsburgh	1	at New Jersey	2 (OT)	L
May 28	New Jersey	4	at Pittsburgh	1	L

**1996 Eastern Conference Quarterfinals vs. Washington
(PIT won series, 4-2)**

Apr. 17	Washington	6	at Pittsburgh	4	L
Apr. 19	Washington	5	at Pittsburgh	3	L
Apr. 22	Pittsburgh	4	at Washington	1	W
Apr. 24	Pittsburgh	3	at Washington	2 (4OT)	W
Apr. 26	Washington	1	at Pittsburgh	4	W
Apr. 28	Pittsburgh	3	at Washington	2	W

**Eastern Conference Semifinals vs. NY Rangers
(PIT won series, 4-1)**

May 3	NY Rangers	3	at Pittsburgh	4	W
May 5	NY Rangers	6	at Pittsburgh	3	L
May 7	Pittsburgh	3	at NY Rangers	2	W
May 9	Pittsburgh	4	at NY Rangers	1	W
May 11	NY Rangers	3	at Pittsburgh	7	W

**Eastern Conference Final vs. Florida
(FLA won series, 4-3)**

May 18	Florida	5	at Pittsburgh	1	L
May 20	Florida	2	at Pittsburgh	3	W
May 24	Pittsburgh	2	at Florida	5	L
May 26	Pittsburgh	2	at Florida	1	W
May 28	Florida	0	at Pittsburgh	3	W
May 30	Pittsburgh	3	at Florida	4	L
June 1	Florida	3	at Pittsburgh	1	L

1997 Eastern Conference Quarterfinals vs. Philadelphia (PHI won series, 4-1)

Apr. 17	Pittsburgh	1	at Philadelphia	5	L
Apr. 19	Pittsburgh	2	at Philadelphia	3	L
Apr. 21	Philadelphia	5	at Pittsburgh	3	L
Apr. 23	Philadelphia	1	at Pittsburgh	4	W
Apr. 26	Pittsburgh	3	at Philadelphia	6	L

1998 Eastern Conference Quarterfinals vs. Montreal (MTL won series, 4-2)

Apr. 23	Montreal	3	at Pittsburgh	2 (OT)	L
Apr. 25	Montreal	1	at Pittsburgh	4	W
Apr. 27	Pittsburgh	1	at Montreal	3	L
Apr. 29	Pittsburgh	6	at Montreal	3	W
May 1	Montreal	5	at Pittsburgh	2	L
May 3	Pittsburgh	0	at Montreal	3	L

1999 Eastern Conference Quarterfinals vs. New Jersey (PIT won series, 4-3)

Apr. 22	Pittsburgh	1	at New Jersey	3	L
Apr. 24	Pittsburgh	4	at New Jersey	1	W
Apr. 25	New Jersey	2	at Pittsburgh	4	W
Apr. 27	New Jersey	4	at Pittsburgh	2	L
Apr. 30	Pittsburgh	3	at New Jersey	4	L
May 2	New Jersey	2	at Pittsburgh	3 (OT)	W
May 4	Pittsburgh	4	at New Jersey	2	W

Eastern Conference Semifinals vs. Toronto (TOR won series, 4-2)

May 7	Pittsburgh	2	at Toronto	0	W
May 9	Pittsburgh	2	at Toronto	4	L
May 11	Toronto	3	at Pittsburgh	4	W
May 13	Toronto	3	at Pittsburgh	2 (OT)	L
May 15	Pittsburgh	1	at Toronto	4	L
May 17	Toronto	4	at Pittsburgh	3 (OT)	L

2000 Eastern Conference Quarterfinals vs. Washington (PIT won series, 4-1)

Apr. 13	Pittsburgh	7	at Washington	0	W
Apr. 15	Washington	1	at Pittsburgh	2 (OT)	W
Apr. 17	Washington	3	at Pittsburgh	4	W
Apr. 19	Pittsburgh	2	at Washington	3	L
Apr. 21	Pittsburgh	2	at Washington	1	W

Eastern Conference Semifinals vs. Philadelphia (PHI won series, 4-2)

Apr. 27	Pittsburgh	2	at Philadelphia	0	W
Apr. 29	Pittsburgh	4	at Philadelphia	1	W
May 2	Philadelphia	4	at Pittsburgh	3 (OT)	L
May 4	Philadelphia	2	at Pittsburgh	1 (5OT)	L
May 7	Pittsburgh	3	at Philadelphia	6	L
May 9	Philadelphia	2	at Pittsburgh	1	L

2001 Eastern Conference Quarterfinals vs. Washington (PIT won series, 4-2)

Apr. 12	Pittsburgh	0	at Washington	1	L
Apr. 14	Pittsburgh	2	at Washington	1	W
Apr. 16	Washington	0	at Pittsburgh	3	W
Apr. 18	Washington	4	at Pittsburgh	3 (OT)	L
Apr. 21	Pittsburgh	2	at Washington	1	W
Apr. 23	Washington	3	at Pittsburgh	4 (OT)	W

Eastern Conference Semifinals vs. Buffalo (PIT won series, 4-3)

Apr. 26	Pittsburgh	3	at Buffalo	0	W
Apr. 28	Pittsburgh	3	at Buffalo	1	W
Apr. 30	Buffalo	4	at Pittsburgh	1	L
May 2	Buffalo	5	at Pittsburgh	2	L
May 5	Pittsburgh	2	at Buffalo	3 (OT)	L
May 8	Buffalo	2	at Pittsburgh	3 (OT)	W
May 10	Pittsburgh	3	at Buffalo	2 (OT)	W

Eastern Conference Final vs. New Jersey (NJ won series, 4-1)

May 12	Pittsburgh	1	at New Jersey	3	L
May 15	Pittsburgh	4	at New Jersey	2	W
May 17	New Jersey	3	at Pittsburgh	0	L
May 19	New Jersey	5	at Pittsburgh	0	L
May 22	Pittsburgh	2	at New Jersey	4	L

2002 Did Not Qualify For Playoffs**2003 Did Not Qualify For Playoffs****2004 Did Not Qualify For Playoffs****2005 No Season****2006 Did Not Qualify For Playoffs****2007 Eastern Conference Quarterfinals vs. Ottawa (OTT won series, 4-1)**

Apr. 11	Pittsburgh	3	at Ottawa	6	L
Apr. 14	Pittsburgh	4	at Ottawa	3	W
Apr. 15	Ottawa	4	at Pittsburgh	2	L
Apr. 17	Ottawa	2	at Pittsburgh	1	L
Apr. 19	Pittsburgh	0	at Ottawa	3	L

2008 Eastern Conference Quarterfinals vs. Ottawa (PIT won series, 4-0)

Apr. 9	Ottawa	0	at Pittsburgh	4	W
Apr. 11	Ottawa	3	at Pittsburgh	5	W
Apr. 14	Pittsburgh	4	at Ottawa	1	W
Apr. 16	Pittsburgh	3	at Ottawa	1	W

Eastern Conference Semifinals vs. NY Rangers (PIT won series, 4-1)

Apr. 25	NY Rangers	4	at Pittsburgh	5	W
Apr. 27	NY Rangers	0	at Pittsburgh	2	W
Apr. 29	Pittsburgh	5	at NY Rangers	3	W
May 1	Pittsburgh	0	at NY Rangers	3	L
May 4	NY Rangers	2	at Pittsburgh	3 (OT)	W

Eastern Conference Final vs. Philadelphia (PIT won series, 4-1)

May 9	Philadelphia	2	at Pittsburgh	4	W
May 11	Philadelphia	2	at Pittsburgh	4	W
May 13	Pittsburgh	4	at Philadelphia	1	W
May 15	Pittsburgh	2	at Philadelphia	4	L
May 18	Philadelphia	0	at Pittsburgh	6	W

Stanley Cup Final vs. Detroit (DET won series, 4-2)

May 24	Pittsburgh	0	at Detroit	4	L
May 26	Pittsburgh	0	at Detroit	3	L
May 28	Detroit	2	at Pittsburgh	3	W
May 31	Detroit	2	at Pittsburgh	1	L
June 2	Pittsburgh	4	at Detroit	3 (3OT)	W
June 4	Detroit	3	at Pittsburgh	2	L

**2009 Eastern Conference Quarterfinals vs. Philadelphia
(PIT won series, 4-2)**

Apr. 15	Philadelphia	1	at Pittsburgh	4	W
Apr. 17	Philadelphia	2	at Pittsburgh	3 (OT)	W
Apr. 19	Pittsburgh	3	at Philadelphia	6	L
Apr. 21	Pittsburgh	3	at Philadelphia	1	W
Apr. 23	Philadelphia	3	at Pittsburgh	0	L
Apr. 25	Pittsburgh	5	at Philadelphia	3	W

**Eastern Conference Semifinals vs. Washington
(PIT won series, 4-3)**

May 2	Pittsburgh	2	at Washington	3	L
May 4	Pittsburgh	3	at Washington	4	L
May 6	Washington	2	at Pittsburgh	3 (OT)	W
May 8	Washington	3	at Pittsburgh	5	W
May 9	Pittsburgh	4	at Washington	3 (OT)	W
May 11	Washington	5	at Pittsburgh	4 (OT)	L
May 13	Pittsburgh	6	at Washington	2	W

**Eastern Conference Final vs. Carolina
(PIT won series, 4-0)**

May 18	Carolina	2	at Pittsburgh	3	W
May 21	Carolina	4	at Pittsburgh	7	W
May 23	Pittsburgh	6	at Carolina	2	W
May 26	Pittsburgh	4	at Carolina	1	W

**Stanley Cup Final vs. Detroit
(PIT won series, 4-3)**

May 30	Pittsburgh	1	at Detroit	3	L
May 31	Pittsburgh	1	at Detroit	3	L
June 2	Detroit	2	at Pittsburgh	4	W
June 4	Detroit	2	at Pittsburgh	4	W
June 6	Pittsburgh	0	at Detroit	5	L
June 9	Detroit	1	at Pittsburgh	2	W
June 12	Pittsburgh	2	at Detroit	1	W

**2010 Eastern Conference Quarterfinals vs. Ottawa
(PIT won series, 4-2)**

Apr. 14	Ottawa	5	at Pittsburgh	4	L
Apr. 16	Ottawa	1	at Pittsburgh	2	W
Apr. 18	Pittsburgh	4	at Ottawa	2	W
Apr. 20	Pittsburgh	7	at Ottawa	4	W
Apr. 22	Ottawa	4	at Pittsburgh	3 (3OT)	L
Apr. 24	Pittsburgh	4	at Ottawa	3 (OT)	W

**Eastern Conference Semifinals vs. Montreal
(MTL won series, 4-3)**

Apr. 30	Montreal	3	at Pittsburgh	6	W
May 2	Montreal	3	at Pittsburgh	1	L
May 4	Pittsburgh	2	at Montreal	0	W
May 6	Pittsburgh	2	at Montreal	3	L
May 8	Montreal	1	at Pittsburgh	2	W
May 10	Pittsburgh	3	at Montreal	4	L
May 12	Montreal	5	at Pittsburgh	2	L

**2011 Eastern Conference Quarterfinals vs. Tampa Bay
(TB won series, 4-3)**

Apr. 13	Tampa Bay	0	at Pittsburgh	3	W
Apr. 15	Tampa Bay	5	at Pittsburgh	1	L
Apr. 18	Pittsburgh	3	at Tampa Bay	2	W
Apr. 20	Pittsburgh	3	at Tampa Bay	2 (2OT)	W
Apr. 23	Tampa Bay	8	at Pittsburgh	2	L
Apr. 25	Pittsburgh	2	at Tampa Bay	4	L
Apr. 27	Tampa Bay	1	at Pittsburgh	0	L

**2012 Eastern Conference Quarterfinals vs. Philadelphia
(PHI won series, 4-2)**

Apr. 11	Philadelphia	4	at Pittsburgh	3 (OT)	L
Apr. 13	Philadelphia	8	at Pittsburgh	5	L
Apr. 15	Pittsburgh	4	at Philadelphia	8	L
Apr. 18	Pittsburgh	10	at Philadelphia	3	W
Apr. 20	Philadelphia	2	at Pittsburgh	3	W
Apr. 22	Pittsburgh	1	at Philadelphia	5	L

**2013 Eastern Conference Quarterfinals vs. NY Islanders
(PIT won series, 4-2)**

May 1	NY Islanders	0	at Pittsburgh	5	W
May 3	NY Islanders	4	at Pittsburgh	3	L
May 5	Pittsburgh	5	at NY Islanders	4 (OT)	W
May 7	Pittsburgh	4	at NY Islanders	6	L
May 9	NY Islanders	0	at Pittsburgh	4	W
May 11	Pittsburgh	4	at NY Islanders	3 (OT)	W

**Eastern Conference Semifinals vs. Ottawa
(PIT won series, 4-1)**

May 14	Ottawa	1	at Pittsburgh	4	W
May 17	Ottawa	3	at Pittsburgh	4	W
May 19	Pittsburgh	1	at Ottawa	2 (2OT)	L
May 22	Pittsburgh	7	at Ottawa	3	W
May 24	Ottawa	2	at Pittsburgh	6	W

**Eastern Conference Final vs. Boston
(BOS won series, 4-0)**

June 1	Boston	3	at Pittsburgh	0	L
June 3	Boston	6	at Pittsburgh	1	L
June 5	Pittsburgh	1	at Boston	2 (2OT)	L
June 7	Pittsburgh	0	at Boston	1	L

PITTSBURGH PENGUINS PLAYOFF RECORDS

ALL-TIME AGAINST OPPONENTS

OPPONENT	SERIES	W	L	GP	W	L	GF	GA	LAST	SERIES
Washington	8	7	1	49	30	19	164	143	2009	CSF - Won 4-3
Philadelphia	6	2	4	35	16	19	115	121	2012	CQF - Lost 4-2
New Jersey	5	3	2	29	14	15	80	86	2001	CF - Lost 4-1
Boston	5	2	3	23	10	13	69	74	2013	CF - Lost 4-0
NY Rangers	4	4	0	20	16	4	79	57	2008	CSF - Won 4-1
Ottawa	4	3	1	20	13	7	72	53	2013	CSF - Won 4-1
NY Islanders	4	1	3	25	12	13	83	84	2013	CQF - Won 4-2
St. Louis	3	1	2	13	6	7	40	45	1981	PR - Lost 3-2
Toronto	3	0	3	12	4	8	27	39	1999	CSF - Lost 4-2
Buffalo	2	2	0	10	6	4	26	26	2001	CSF - Won 4-3
Chicago	2	1	1	8	4	4	23	24	1992	F - Won 4-0
Detroit	2	1	1	13	6	7	24	34	2009	F - Won 4-3
Montreal	2	0	2	13	5	8	33	37	2010	CSF - Lost 4-3
Minnesota	1	1	0	6	4	2	28	16	1991	F - Won 4-2
Oakland	1	1	0	4	4	0	13	6	1970	QF - Won 4-0
Florida	1	0	1	7	3	4	15	20	1996	CF - Lost 4-3
Carolina	1	1	0	4	4	0	20	9	2009	CF - Won 4-0
Tampa Bay	1	0	1	7	3	4	14	22	2011	CQF - Lost 4-3
TOTAL	55	30	25	298	160	138	925	896		

COACHES' PLAYOFF RECORDS

COACHES	SERIES	W-L	GAMES	W-L
Dan Bylsma	11	7-4	65	36-29
Scott Bowman	6	5-1	33	23-10
Eddie Johnston	8	3-5	46	22-24
Bob Johnson	4	4-0	24	16-8
Michel Therrien	5	3-2	25	15-10
Ivan Hlinka	3	2-1	18	9-9
Kevin Constantine	3	1-2	19	8-11
Gene Ubriaco	2	1-1	11	7-4
Herb Brooks	2	1-1	11	6-5
Red Kelly	3	1-2	14	6-8
Marc Bolieau	2	1-1	9	5-4
Johnny Wilson	3	1-2	12	4-8
Ken Schinkel	2	0-2	6	2-4
Craig Patrick	1	0-1	5	1-4
TOTAL	55	30-25	298	160-138

RECORDS BY SERIES

SERIES	PLAYED	W-L
Record in Stanley Cup Final	4	3-1
Record in Semifinals/Conference Finals	8	4-4
Record in Quarterfinals/Division Finals/Conference Semifinals	17	8-9
Record in Preliminary Round/Division Semifinals/Conference Quarterfinals	26	15-11
Record in Two-Game Series	1	1-0
Record in Three-Game Series	3	1-2
Record in Four-Game Series	9	6-3
Record in Five-Game Series	14	8-6
Record in Six-Game Series	15	8-7
Record in Seven-Game Series	13	7-6

RECORDS BY GAME

	OVERALL	HOME	ROAD
Game One	26-29	19-13	7-16
Game Two	32-23	23-10	9-13
Game Three	33-21	12-10	21-11
Game Four	25-26	8-12	17-14
Game Five	23-19	16-7	7-12
Game Six	14-14	7-5	7-9
Game Seven	7-6	2-6	5-0
TOTAL	160-138	87-63	73-75

MISCELLANEOUS PLAYOFF RECORDS

Years in the Playoffs	28	
Most Consecutive Years	11	1991 to 2001
Most Consecutive Wins	14	5/9/92 to 4/22/93#
Most Consecutive Home Wins	9	4/9/08 to 5/2/08
		5/9/92 to 4/26/93
Most Consecutive Road Wins	6	5/11/92 to 4/22/93
<i>#NHL Record</i>		

ALL-TIME PLAYOFF RECORDS

GAMES PLAYED

1. Jagr	140
2. Lemieux	107
3. Stevens	103
4. Barrasso	101
5. Francis	97

POINTS

1. Lemieux	172
2. Jagr	147
3. Stevens	106
4. CROSBY	105
5. Francis	100
6. MALKIN	97

GOALS

1. Lemieux	76
2. Jagr	65
3. Stevens	46
4. CROSBY	40
5. MALKIN	36
6. Francis	32

ASSISTS

1. Lemieux	96
2. Jagr	82
3. Francis	68
4. CROSBY	65
5. MALKIN	61
6. Stevens	60

SHORTHANDED GOALS

1. Lemieux	7
2. DUPUIS	2
Jagr	2
Errey	2
Olczyk	2

GAME-WINNING GOALS

1. Jagr	14
2. Lemieux	11
3. Stevens	9
4. MALKIN	8
Francis	8
6. Kennedy	6

WINS

1. Barrasso	56
2. FLEURY	45
3. Wregget	13
4. Hedberg	9
5. VOKOUN	6
Tugnutt	6

GOALS-AGAINST AVG.

1. Tugnutt	1.77
2. VOKOUN	2.01
3. Binkley	2.09
4. Hedberg	2.30
5. Inness	2.67
Plasse	2.67
7. FLEURY	2.72

SHUTOUTS

1. FLEURY	6
Barrasso	6
3. Hedberg	2
Tugnutt	2
5. VOKOUN	1
Wregget	1
Pietrangelo	1
Plasse	1

ALL-TIME GOALTENDERS' PLAYOFF RECORDS

PLAYER	GP	MP	GF	GA	ENG	SO	SAVES	GAA	W-L
Jean-Sebastien Aubin	1	1	0	0	0	0	0	0.00	0-0
Jocelyn Thibault	1	8	2	0	0	0	1	0.00	0-0
Mathieu Garon	1	24	0	0	0	0	8	0.00	0-0
Wendell Young	1	39	1	1	0	0	10	1.54	0-0
Ron Tugnutt	11	746	29	22	0	2	376	1.77	6-5
Tomas Vokoun	11	685	31	23	0	1	322	2.01	6-5
Les Binkley	7	428	18	15	0	0	183	2.10	5-2
Johan Hedberg	18	1123	38	43	1	2	439	2.30	9-9
Gary Inness	9	540	27	24	3	0	273	2.67	5-4
Michel Plasse	3	180	3	8	0	1	85	2.67	1-2
Marc-Andre Fleury	80	4815	246	219	6	6	2036	2.73	45-34
Ken Wregget	26	1597	82	78	5	1	816	2.86	13-12
Tom Barrasso	101	5918	334	287	12	6	2523	2.91	56-42
Peter Skudra	1	20	2	1	0	0	10	3.00	0-0
Frank Pietrangelo	5	288	19	15	1	1	133	3.13	4-1
Al Smith	3	180	5	10	0	0	79	3.33	1-2
Denis Herron	10	601	26	35	3	0	298	3.49	3-7
Jim Rutherford	4	240	8	14	0	0	131	3.50	0-4
Greg Millen	10	625	35	40	1	0	297	3.84	4-6
Michel Dion	5	310	13	22	0	0	164	4.26	2-3
Brent Johnson	3	85	4	7	0	0	21	4.94	0-0

PLAYER RECORDS

CAREER

Games Played	140	Jaromir Jagr
Goals	76	Mario Lemieux
Assists	96	Mario Lemieux
Points	172	Mario Lemieux
Penalty Minutes	170	Kevin Stevens
Power-Play Goals	29	Mario Lemieux
Games Played, Goalie	101	Tom Barrasso
Wins	56	Tom Barrasso
Goals-Against Average	1.77	Ron Tugnutt
Minutes Played	5,918	Tom Barrasso

PERIOD

Goals	4	4/25/89 vs. Philadelphia	Mario Lemieux*
Assists	3	5/8/95 vs. Washington	Ron Francis
		4/19/91 vs. Washington	Paul Coffey
		4/25/89 vs. Philadelphia	Mario Lemieux
Points	4	4/23/92 vs. Washington	Lemieux (2+2)*
		4/25/89 vs. Philadelphia	Lemieux (4+0)*
Shots	7	4/16/08 at Ottawa	Marian Hossa
		4/11/91 vs. New Jersey	Larry Murphy
Penalties	6	4/13/80 at Boston	Kim Clackson
PIMs	26	4/13/80 at Boston	Kim Clackson
Saves	27	4/21/97 vs. Philadelphia	Ken Wregget

*NHL record

SERIES

Goals	9	1989 vs. Philadelphia	Mario Lemieux
Assists	11	1995 vs. Washington	Ron Francis
Points	17	1992 vs. Washington	Mario Lemieux
PIMs	43	1989 vs. NY Rangers	Randy Hillier
		1970 vs. St. Louis	Tracy Pratt

YEAR

Goals	17	1991	Kevin Stevens
Assists	28	1991	Mario Lemieux
Points	44	1991	Mario Lemieux
Penalty Minutes	66	1989	Phil Bourque
Power-Play Goals	8	1992	Mario Lemieux
Game-Winning Goals	5	1992	Mario Lemieux
Shots	104	2009	Evgeni Malkin
Goals, Defenseman	5	2010	Kris Letang
		1991	Larry Murphy
Assists, Defenseman	18	1991	Larry Murphy
Points, Defenseman	23	1991	Larry Murphy
Saves	686	2009	Marc-Andre Fleury

GAME

Goals	5	4/25/89 vs. Philadelphia	Mario Lemieux
Assists	4	Nine Times - Last Time	
		5/22/13 at Ottawa	Kris Letang
Points	8	4/25/89 vs. Philadelphia	Lemieux (5+3)*
Shots	12	4/24/96 at Washington	Jaromir Jagr
		4/29/92 vs. Washington	Kevin Stevens
Penalties	8	4/13/80 at Boston	Kim Clackson
PIMs	32	4/19/70 at St. Louis	Tracy Pratt
Saves	70	5/4/00 vs. Philadelphia	Ron Tugnutt

*NHL record

STREAKS

Goals	7 games	4/26/96-5/11/96	Mario Lemieux (10)
		5/3/91-5/17/91	Mario Lemieux (8)
Assists	10 games	4/19/91-5/11/91	Mario Lemieux (16)
Points	15 games	4/13/91-5/17/91	Mario Lemieux (11+18)

OVERTIME GAMES

DATE	PLAYER	TIME	OPPONENT	GAME #	RESULT	SCORE
6/5/13	Patrice Bergeron	35:19	at Boston	Game 3	L	1-2
5/19/13	Colin Greening	27:39	at Ottawa	Game 3	L	1-2
5/11/13	Brooks Orpik	7:49	at NY Islanders	Game 6	W	4-3
5/5/13	Chris Kunitz	8:44	at NY Islanders	Game 3	W	5-4
4/11/12	Jakub Voracek	2:23	Philadelphia	Game 1	L	3-4
4/20/11	James Neal	23:38	at Tampa Bay	Game 4	W	3-2
4/24/10	Pascal Dupuis	9:56	at Ottawa	Game 6	W	4-3
4/22/10	Matt Carkner	47:06	vs. Ottawa	Game 5	L	3-4
5/11/09	David Steckel	6:22	vs. Washington	Game 6	L	4-5
5/9/09	Evgeni Malkin	3:28	at Washington	Game 5	W	4-3
5/6/09	Kris Letang	11:23	vs. Washington	Game 3	W	3-2
4/17/09	Bill Guerin	18:29	vs. Philadelphia	Game 2	W	3-2
6/2/08	Petr Sykora	49:57	at Detroit	Game 5	W	4-3
5/4/08	Marian Hossa	7:10	vs. NY Rangers	Game 5	W	3-2
5/10/01	Darius Kasparaitis	13:01	at Buffalo	Game 7	W	3-2
5/8/01	Martin Straka	11:29	vs. Buffalo	Game 6	W	3-2
5/5/01	Stu Barnes	8:34	at Buffalo	Game 5	L	2-3
4/23/01	Martin Straka	13:04	vs. Washington	Game 6	W	4-3
4/18/01	Jeff Halpern	4:01	vs. Washington	Game 4	L	3-4
5/4/00	Keith Primeau	92:01	vs. Philadelphia	Game 4	L	1-2
5/2/00	Andy Delmore	11:01	vs. Philadelphia	Game 3	L	3-4
4/15/00	Jaromir Jagr	5:49	vs. Washington	Game 2	W	2-1
5/17/99	Garry Valk	1:58	vs. Toronto	Game 6	L	3-4
5/13/99	Sergei Berezin	2:18	vs. Toronto	Game 4	L	2-3
5/2/99	Jaromir Jagr	8:59	vs. New Jersey	Game 6	W	3-2
4/23/98	Benoit Brunet	18:43	vs. Montreal	Game 1	L	2-3
4/24/96	Petr Nedved	79:15	at Washington	Game 4	W	3-2
5/26/95	Neil Broten	18:36	at New Jersey	Game 4	L	1-2
5/14/95	Luc Robitaille	4:30	vs. Washington	Game 5	W	6-5
5/14/93	David Volek	5:16	vs. NY Islanders	Game 7	L	3-4

OVERALL OVERTIME RECORD: 24-19 HOME OVERTIME RECORD: 13-12 ROAD OVERTIME RECORD: 11-7

OVERTIME GAMES CONTINUED

DATE	PLAYER	TIME	OPPONENT	GAME #	RESULT	SCORE
5/17/92	Jaromir Jagr	9:44	vs. Boston	Game 1	W	4-3
5/9/92	Ron Francis	2:47	vs. NY Rangers	Game 4	W	5-4
5/7/92	Kris King	1:29	vs. NY Rangers	Game 3	L	5-6
5/3/91	Vladimir Ruzicka	8:14	at Boston	Game 2	L	4-5
4/19/91	Kevin Stevens	8:10	vs. Washington	Game 2	W	7-6
4/5/91	Jaromir Jagr	8:52	vs. New Jersey	Game 2	W	5-4
4/21/89	Phil Bourque	12:08	at Philadelphia	Game 3	W	4-3
4/13/82	John Tonelli	6:10	at NY Islanders	Game 5	L	3-4
4/10/82	Rick Kehoe	4:14	vs. NY Islanders	Game 3	W	2-1
4/14/81	Mike Crombeen	25:16	at St. Louis	Game 5	L	3-4
4/14/79	George Ferguson	0:47	at Buffalo	Game 3	W	4-3
4/9/72	Pit Martin	0:12	vs. Chicago	Game 4	L	5-6
4/12/70	Michel Briere	8:28	at Oakland	Game 4	W	3-2

OVERALL OVERTIME RECORD: 24-19 **HOME OVERTIME RECORD:** 13-12 **ROAD OVERTIME RECORD:** 11-7

PLAYOFF SCORING

PLAYER	GP	G	A	PTS	PIMS	PLAYER	GP	G	A	PTS	PIMS
1. Mario Lemieux	107	76	96	172	87	49. Tomas Sandstrom	36	7	5	12	50
2. Jaromir Jagr	140	65	82	147	121	50. Jarome Iginla	15	4	8	12	16
3. Kevin Stevens	103	46	60	106	170	51. Paul Stanton	44	2	10	12	66
4. SIDNEY CROSBY	82	40	65	105	53	52. Luc Robitaille	12	7	4	11	26
5. Ron Francis	97	32	68	100	67	53. Gregg Sheppard	17	4	7	11	2
6. EVGENI MALKIN	83	36	61	97	121	54. John Cullen	20	3	8	11	36
7. Larry Murphy	74	15	57	72	73	55. Jock Callander	22	3	8	11	12
8. KRIS LETANG	80	13	34	47	83	56. Pierre Larouche	15	2	9	11	2
9. Martin Straka	65	19	27	46	30	57. CRAIG ADAMS	64	6	4	10	62
10. Sergei Gonchar	60	7	37	44	26	58. Lowell MacDonald	15	6	4	10	8
11. CHRIS KUNITZ	64	13	29	42	47	59. Petr Sykora	27	6	4	10	16
12. Mark Recchi	29	10	28	38	33	60. Janne Laukkanen	29	4	6	10	24
13. Rick Tocchet	32	15	22	37	68	61. Andrew Ference	18	3	7	10	16
14. Jordan Staal	73	23	13	36	34	62. Alex Goligoski	15	2	8	10	2
15. PASCAL DUPUIS	77	14	19	33	44	63. J.J. Daigneault	17	1	9	10	36
16. Maxime Talbot	66	14	19	33	87	64. Dan Quinn	11	6	3	9	10
17. Joe Mullen	62	16	15	31	20	65. Bob Kelly	15	6	3	9	23
18. Alex Kovalev	46	12	18	30	50	66. Bryan Smolinski	18	5	4	9	10
19. Tyler Kennedy	76	12	15	27	25	67. Aleksey Morozov	39	4	5	9	8
20. Marian Hossa	20	12	14	26	12	68. Kip Miller	13	2	7	9	19
21. Paul Coffey	23	4	22	26	37	69. Dave Roche	16	2	7	9	51
22. Phil Bourque	56	13	12	25	107	70. Colin Campbell	19	2	7	9	51
23. Bill Guerin	35	11	13	24	17	71. Zarley Zalapski	11	1	8	9	13
24. Jan Hrdina	40	10	14	24	22	72. ROB SCUDERI	49	1	7	8	10
25. Petr Nedved	23	11	12	23	28	73. Michel Briere	10	5	3	8	17
26. Troy Loney	66	8	14	22	97	74. Mike Bullard	9	4	4	8	4
27. Matt Cooke	58	5	16	21	95	75. Gary Roberts	16	4	4	8	34
28. Rick Kehoe	37	4	17	21	2	76. Syl Apps	19	4	4	8	23
29. Rob Brown	41	9	10	19	34	77. Kevin Hatcher	24	4	4	8	20
30. Robert Lang	45	7	12	19	6	78. German Titov	11	3	5	8	4
31. JAMES NEAL	25	9	9	18	26	79. Randy Cunneynworth	11	3	5	8	26
32. Jean Pronovost	29	9	9	18	12	80. Greg Malone	18	3	5	8	32
33. Shawn McEachern	48	6	11	17	24	81. Glen Murray	18	2	6	8	10
34. Ryan Malone	25	6	10	16	25	82. Ryan Whitney	25	2	6	8	31
35. Ulf Samuelsson	66	4	12	16	123	83. Peter Taglianetti	39	1	7	8	83
36. George Ferguson	22	4	11	15	13	84. Peter Lee	19	0	8	8	4
37. Sergei Zubov	18	1	14	15	26	85. Chris Tamer	37	0	8	8	52
38. PAUL MARTIN	25	3	11	14	6	86. Ken Schinkel	13	6	1	7	4
39. Rod Schutt	22	8	6	14	26	87. Vic Hadfield	10	5	2	7	11
40. Ruslan Fedotenko	32	7	7	14	8	88. Mark Johnson	10	4	3	7	6
41. Bryan Trottier	46	7	7	14	57	89. Stu Barnes	11	3	4	7	2
42. Randy Carlyle	22	6	8	14	41	90. Paul Gardner	10	2	5	7	10
43. Ron Schock	29	2	12	14	23	91. Dean Prentice	12	2	5	7	8
44. BROOKS ORPIK	87	1	12	13	88	92. Scott Young	17	1	6	7	2
45. Bob Errey	49	9	4	13	51	93. Ian Moran	61	1	6	7	20
46. Ron Stackhouse	32	5	8	13	38	94. Kjell Samuelsson	44	0	7	7	72
47. Mark Eaton	50	4	9	13	14	95. Tom Barrasso	101	0	7	7	36
48. Jiri Slegr	29	3	10	13	33	96. MATT NISKANEN	26	1	5	6	17

PITTSBURGH PENGUINS PLAYOFF SCORING

PLAYER	GP	G	A	PTS	PIMS	PLAYER	GP	G	A	PTS	PIMS
97. Gary McAdam	12	3	3	6	9	148. Jason Woolley	5	0	3	3	0
98. Steve Sullivan	6	2	4	6	4	149. Greg Hotham	5	0	3	3	6
99. Chuck Arnason	9	2	4	6	4	150. Jim Morrison	8	0	3	3	10
100. Jiri Hrdina	35	2	4	6	22	151. Russ Anderson	10	0	3	3	28
101. Miroslav Satan	17	1	5	6	11	152. Bryan Hextall	14	0	3	3	43
102. Mike Ramsey	13	0	6	6	4	153. Bob Boughner	29	0	3	3	37
103. Orest Kindrachuk	7	4	1	5	7	154. Hal Gill	44	0	3	3	18
104. Jeff Daniels	12	3	2	5	0	155. M-A FLEURY	80	0	2	2	4
105. Kevin Miller	18	3	2	5	8	156. Mike Needham	14	2	0	2	4
106. Tyler Wright	30	3	2	5	40	157. Stan Gilbertson	3	1	1	2	2
107. Ross Lonsberry	17	2	3	5	13	158. Nick Libbett	5	1	1	2	0
108. A. Ponikarovsky	11	1	4	5	4	159. Rick MacLeish	5	1	1	2	0
109. Norm Maciver	12	1	4	5	8	160. Kevin McClelland	5	1	1	2	5
110. Dave Tippett	12	1	4	5	14	161. Bob Stewart	5	1	1	2	2
111. Jim Paek	27	1	4	5	8	162. Dave Michayluk	7	1	1	2	0
112. Gord Roberts	43	1	4	5	95	163. Pat Price	10	1	1	2	49
113. Tom Bladon	8	0	5	5	2	164. Brad Lauer	12	1	1	2	4
114. Jim Johnson	11	0	5	5	44	165. Mike Rupp	18	1	1	2	12
115. Josef Beranek	29	0	5	5	8	166. Grant Jennings	38	1	1	2	38
116. Pat Boutette	5	3	1	4	8	167. Darryl Edestrand	4	0	2	2	0
117. Arron Asham	10	3	1	4	12	168. Greg Polis	4	0	2	2	0
118. Nick Harbaruk	14	3	1	4	20	169. Michel Ouellet	5	0	2	2	6
119. Adam Hall	17	3	1	4	8	170. Ben Lovejoy	9	0	2	2	4
120. Mario Faubert	10	2	2	4	6	171. Glen Sather	10	0	2	2	17
121. Duane Rupp	10	2	2	4	8	172. Gord Dineen	11	0	2	2	8
122. Brenden Morrow	14	2	2	4	8	173. Mark Letestu	11	0	2	2	0
123. Darius Kasparaitis	38	2	2	4	50	174. Zbynek Michalek	13	0	2	2	0
124. Philippe Boucher	9	1	3	4	4	175. Val Fonteyne	14	0	2	2	2
125. Wayne Primeau	18	1	3	4	2	176. Matthew Barnaby	24	0	2	2	64
126. Dave Burrows	20	1	3	4	16	177. TANNER GLASS	5	1	0	1	4
127. Joe Dziedzic	21	1	3	4	23	178. BEAU BENNETT	6	1	0	1	0
128. Francois Leroux	33	1	3	4	34	179. CHRIS CONNER	8	1	0	1	0
129. Keith McCreary	11	0	4	4	6	180. JOE VITALE	10	0	1	1	18
130. Fredrik Olausson	11	0	4	4	2	181. DERYK ENGELLAND	13	0	1	1	22
131. BRANDON SUTTER	15	2	1	3	0	182. John Slaney	2	1	0	1	2
132. JUSSI JOKINEN	8	0	3	3	4	183. Len Barrie	4	1	0	1	8
133. Bob Leiter	4	3	0	3	0	184. Greg Johnson	5	1	0	1	2
134. Jim Hamilton	6	3	0	3	0	185. Peter Laframboise	9	1	0	1	0
135. Eddie Olczyk	11	3	0	3	16	186. Pat Falloon	10	1	0	1	2
136. Andre St. Laurent	5	2	1	3	8	187. Greg Andrusak	12	1	0	1	6
137. Blair Chapman	10	2	1	3	9	188. Bobby Dollas	13	1	0	1	6
138. Troy Murray	12	2	1	3	12	189. Dan Kesa	13	1	0	1	0
139. Douglas Murray	15	2	1	3	32	190. Randy Gilhen	16	1	0	1	14
140. Brad Werenka	19	2	1	3	14	191. Pete Mahovich	2	0	1	1	0
141. Rene Corbet	24	2	1	3	21	192. Don Awrey	3	0	1	1	0
142. Jarkko Ruutu	25	2	1	3	36	193. Wayne Bianchin	3	0	1	1	6
143. Chris Joseph	25	2	1	3	20	194. Jacques Cossette	3	0	1	1	4
144. Wally Boyer	10	1	2	3	0	195. Dave McLlwain	3	0	1	1	0
145. Dunc McCallum	10	1	2	3	12	196. Eric Tangradi	3	0	1	1	0
146. Bob Woytowich	10	1	2	3	2	197. Ed Van Impe	3	0	1	1	2
147. Georges Laraque	17	1	2	3	4	198. Tim Horton	4	0	1	1	2

PITTSBURGH PENGUINS PLAYOFF SCORING

PLAYER	GP	G	A	PTS	PIMS
199. Al McDonough	4	0	1	1	0
200. Eddie Shack	4	0	1	1	15
201. Colby Armstrong	5	0	1	1	11
202. Frank Pietrangelo	5	0	1	1	2
203. Gary Rissling	5	0	1	1	4
204. Greg Brown	6	0	1	1	4
205. Richard Park	6	0	1	1	4
206. Barry Wilkins	6	0	1	1	4
207. Marc Chorney	7	0	1	1	2
208. Bob Paradise	7	0	1	1	17
209. Bob McManama	8	0	1	1	6
210. Dennis Owchar	8	0	1	1	6
211. Dave Hannan	8	0	1	1	4
212. Paul Baxter	10	0	1	1	42
213. Tracy Pratt	10	0	1	1	51
214. Alex Hicks	11	0	1	1	4
215. Marc Bergevin	12	0	1	1	2
216. Dmitri Mironov	15	0	1	1	10
217. Randy Hillier	17	0	1	1	73
218. Neil Wilkinson	20	0	1	1	18
219. Ken Wregget	26	0	1	1	9
220. Hans Jonsson	27	0	1	1	14
221. SIMON DESPRES	6	0	0	0	2
222. TOMAS VOKOUN	11	0	0	0	0
223. Jean-Sebastien Aubin	1	0	0	0	0
224. Drake Berehowsky	1	0	0	0	0
225. Larry DePalma	1	0	0	0	0
226. Steve Dykstra	1	0	0	0	2
227. Nils Ekman	1	0	0	0	0
228. Maxim Galanov	1	0	0	0	0
229. Mathieu Garon	1	0	0	0	0
230. Steve Gatzos	1	0	0	0	0
231. Tuomas Gronman	1	0	0	0	0
232. Greg Hawgood	1	0	0	0	0
233. Victor Ignatjev	1	0	0	0	2
234. Andreas Johansson	1	0	0	0	0
235. Paul Marshall	1	0	0	0	0
236. Peter Skudra	1	0	0	0	0
237. Jocelyn Thibault	1	0	0	0	0
238. Wendell Young	1	0	0	0	0
239. Richard Zemlak	1	0	0	0	10
240. Mike Corrigan	2	0	0	0	0
241. Chris Dahlquist	2	0	0	0	0
242. Todd Hlushko	2	0	0	0	0
243. Michal Rozsival	2	0	0	0	4
244. Bob Simpson	2	0	0	0	0
245. Lex Hudson	2	0	0	0	0
246. Brent Johnson	3	0	0	0	2
247. Craig Muni	3	0	0	0	0
248. Larry Bignell	3	0	0	0	2

PLAYER	GP	G	A	PTS	PIMS
249. Brian Bonin	3	0	0	0	0
250. Randy Boyd	3	0	0	0	11
251. Kim Clackson	3	0	0	0	37
252. Corey Foster	3	0	0	0	4
253. Al Smith	3	0	0	0	0
254. Simon Nolet	3	0	0	0	0
255. Ronald Petrovicky	3	0	0	0	2
256. Michel Plasse	3	0	0	0	0
257. Brian Strait	3	0	0	0	0
258. Stefan Bergkvist	4	0	0	0	2
259. Steve Cardwell	4	0	0	0	2
260. Erik Christensen	4	0	0	0	6
261. Kim Davis	4	0	0	0	0
262. Pat Graham	4	0	0	0	2
263. Jim Rutherford	4	0	0	0	0
264. Mike Stapleton	4	0	0	0	0
265. Dale Tallon	4	0	0	0	4
266. Michel Dion	5	0	0	0	0
267. Jay McKee	5	0	0	0	2
268. Rusty Fitzgerald	5	0	0	0	4
269. Pat Hughes	5	0	0	0	21
270. Dan LaCouture	5	0	0	0	2
271. Josef Melichar	5	0	0	0	2
272. Krzysztof Oliwa	5	0	0	0	16
273. Sean Pronger	5	0	0	0	4
274. Doug Brown	6	0	0	0	2
275. Les Binkley	7	0	0	0	0
276. Bob Blackburn	7	0	0	0	4
277. Martin Sonnenberg	7	0	0	0	0
278. Jordan Leopold	8	0	0	0	2
279. Milan Kraft	8	0	0	0	2
280. Jim McKenzie	8	0	0	0	4
281. Alek Stojanov	9	0	0	0	19
282. Rod Buskas	10	0	0	0	23
283. Dennis Herron	10	0	0	0	5
284. Greg Millen	10	0	0	0	0
285. Peter Popovic	10	0	0	0	10
286. Mike Hudson	11	0	0	0	6
287. Ron Tugnutt	11	0	0	0	2
288. Lew Morrison	13	0	0	0	0
289. Jay Caufield	14	0	0	0	30
290. Bryan Watson	14	0	0	0	38
291. Johan Hedberg	18	0	0	0	0

BENCH**34**

TEAM SCORING

SERIES

MOST GOALS - BOTH TEAMS

2-Game Series	15	1975	Pgh 9 - StL 6
3-Game Series	23	1977	Tor 13 - Pgh 10
4-Game Series	30	1989	Pgh 19 - NYR 11
5-Game Series	41	1981	Pgh 21 - StL 20
6-Game Series	56	2012	Phi 30 - Pgh 26
7-Game Series	55	1995	Pgh 29 - Wsh 26
	55	1989	Phi 31 - Pgh 24

MOST GOALS - PITTSBURGH

2-Game Series	9	1975	vs. St. Louis
3-Game Series	10	1977	vs. Toronto
4-Game Series	20	2009	vs. Carolina
5-Game Series	23	1993	vs. New Jersey
6-Game Series	28	1991	vs. Minnesota
7-Game Series	29	1995	vs. Washington

MOST GOALS - OPPONENTS

2-Game Series	6	1975	by St. Louis
3-Game Series	13	1977	by Toronto
4-Game Series	16	1979	by Boston
5-Game Series	22	1982	by NY Islanders
6-Game Series	30	2012	by Philadelphia
7-Game Series	31	1989	by Philadelphia

FEWEST GOALS - BOTH TEAMS

2-Game Series	15	1975	Pgh 9 - StL 6
3-Game Series	11	1976	Tor 8 - Pgh 3
4-Game Series	14	2013	Bos 12 - Pgh 2
5-Game Series	24	2001	NJ 17 - Pgh 7
6-Game Series	24	2001	Pgh 14 - Wsh 10
7-Game Series	31	2009	Pgh 14 - Det 17

FEWEST GOALS - PITTSBURGH

2-Game Series	9	1975	vs. St. Louis
3-Game Series	3	1976	vs. Toronto
4-Game Series	2	2013	vs. Boston
5-Game Series	7	2001	vs. New Jersey
6-Game Series	10	1970	vs. St. Louis
7-Game Series	14	2011	vs. Tampa Bay
		2009	vs. Detroit

FEWEST GOALS - OPPONENTS

2-Game Series	6	1975	St. Louis
3-Game Series	8	1976	Toronto
4-Game Series	5	2008	Ottawa
5-Game Series	8	2000	Washington
6-Game Series	10	2001	Washington
7-Game Series	17	2009	Detroit
		2001	Buffalo

MOST POWER-PLAY GOALS

Pittsburgh	11	1992	vs. Washington
Opponents	12	2012	Philadelphia
Both Teams	21	2012	Phi 12 - Pgh 9

MOST POWER-PLAY CHANCES

Pittsburgh	42	1989	vs. Philadelphia
	42	1995	vs. Washington
Opponents	44	1995	Washington
Both Teams	86	1995	Wsh 44 - Pgh 42

MOST PENALTIES

Pittsburgh	85	1989	vs. Philadelphia
Opponents	95	1989	Philadelphia
Both Teams	180	1989	Phi 95 - Pgh 85

FEWEST PENALTIES

Pittsburgh	9	1975	vs. St. Louis
Opponents	14	2009	vs. Detroit
Both Teams	24	1975	StL 15 - Pgh 9

MOST PENALTY MINUTES

Pittsburgh	242	1989	vs. Philadelphia
Opponents	270	1989	Philadelphia
Both Teams	512	1989	Phi 270 - Pgh 242

FEWEST PENALTY MINUTES

Pittsburgh	18	1975	vs. St. Louis
Opponents	30	2001	by New Jersey
Both Teams	61	1976	Tor 36 - Pgh 25

PITTSBURGH PENGUINS TEAM RECORDS

GAME

LARGEST MARGIN OF VICTORY

Home	7	4/20/93, 7-0 vs. New Jersey
Road	8	5/25/91, 8-0 at Minnesota

LARGEST MARGIN OF DEFEAT

Home	6	4/23/11, 8-2 vs. Tampa Bay
Road	7	4/7/82, 8-1 at NY Islanders

MOST GOALS

Both Teams, Home	17	4/25/89, 10-7 win vs. PHI
Both Teams, Road	13	4/18/12, 10-3 win at PHI
Pittsburgh, Home	10	4/25/89, 10-7 win vs. PHI
Pittsburgh, Road	10	4/18/12, 10-3 win at PHI
Opponent, Home	8	4/13/12, 8-5 loss vs. PHI 4/13/12, 8-2 loss vs. TBL 4/13/80, 8-3 loss vs. BOS
Opponent, Road	8	4/15/12, 8-4 loss at PHI 4/7/82, 8-1 loss at NYI

MOST POWER-PLAY GOALS

For	4	4/18/12 at Philadelphia 4/30/10 vs. Montreal 4/29/92 vs. Washington
Against	4	4/15/12 at Philadelphia 4/23/11 vs. Tampa Bay
Both Teams	7	4/18/12, Pgh 4 - Phi 3

MOST POWER-PLAY CHANCES

For	12	4/23/92 vs. Washington
Against	11	4/23/92 vs. Washington
Both Teams	23	Pgh 12 - Wsh 11

MOST SHORTHANDED GOALS

For	2	4/23/97 vs. Philadelphia
Against	2	Six Times, Last 4/13/12 vs. Philadelphia

MOST SHOTS

Pittsburgh, Regulation	53	4/11/08 vs. Ottawa
Pittsburgh, Overtime	65	4/24/96 at Washington
Opponent, Regulation	61	5/4/96 at Florida
Opponent, Overtime	72	5/4/00 vs. Philadelphia

MOST SAVES

Pittsburgh, Regulation	56	5/24/96 at Florida
Pittsburgh, Overtime	70	5/4/00 vs. Philadelphia
Opponent, Regulation	49	4/26/70 by St. Louis
Opponent, Overtime	61	4/24/96 by Washington

FEWEST SHOTS

Pittsburgh	13	5/4/99 at New Jersey
Opponent	16	4/23/70 by St. Louis

FEWEST SAVES

Pittsburgh	14	4/23/70 vs. St. Louis
Opponent	9	5/4/95 at New Jersey

MOST PENALTIES

Both Teams, Home	48	4/6/89, Pgh 25 - NYR 23
Both Teams, Road	37	4/29/00, Pgh 15 - Phi 22
Pittsburgh	25	4/6/89 vs. NY Rangers
Opponent	23	4/6/89 by NY Rangers

FEWEST PENALTIES

Both Teams, Home	5	5/17/01 Pgh 3 - NJ 3
Both Teams, Road	3	5/1/92 Pgh 2 - Wsh 1
Pittsburgh	0	5/13/09 at Washington
Opponents	1	5/22/01 by New Jersey 5/4/99 by New Jersey 5/1/92 by Washington

MOST PENALTY MINUTES

Both Teams, Home	125	4/25/89 Phi 79 - Pgh 46
Both Teams, Road	154	4/29/00 Phi 104 - Pgh 50
Pittsburgh	83	4/19/70 at St. Louis
Opponent	104	4/29/00 at Philadelphia

FEWEST PENALTY MINUTES

Both Teams, Home	10	5/17/01, Pgh 6 - NJ 4
Both Teams, Road	6	5/1/92, Pgh 4 Wsh 2
Pittsburgh	0	5/13/09 at Washington
Opponent	2	5/22/01 by New Jersey 5/4/99 at New Jersey

PITTSBURGH PENGUINS TEAM RECORDS

PERIOD

MOST GOALS

Both Teams, Home	7	4/25/89	Pgh 6 - Phi 1
		4/6/89	Pgh 5 - NYR 2
Both Teams, Road	8	4/20/10	Pgh 5 - Ott 3
		5/8/93	Pgh 4 - NYI - 4
Pittsburgh, Home	6	4/25/89	vs. Philadelphia
Pittsburgh, Road	5	4/18/12	at Philadelphia
		4/20/10	at Ottawa
Opponent, Home	5	4/13/80	vs. Boston
Opponent, Road	4	4/15/12	at Philadelphia
		5/8/93	at NY Islanders
		4/8/82	at NY Islanders

MOST SHOTS

Pittsburgh, Home	21	4/15/75	vs. NY Islanders
Pittsburgh, Road	20	5/7/96	at NY Rangers
Opponent, Home	28	4/21/97	vs. Philadelphia
Opponent, Road	23	5/24/96	at Florida

MOST SAVES

Pittsburgh	27	4/21/97	vs. Philadelphia
Opponent	21	4/15/75	by NY Islanders

FEWEST SAVES

Pittsburgh	1	4/21/01	vs. Washington
		4/19/94	vs. Washington
Opponent	1	6/12/09	at Detroit

FEWEST SHOTS

Pittsburgh	1	6/12/09	at Detroit
		5/19/92	vs. Boston
Opponent	1	4/21/01	by Washington
		4/19/94	by Washington

MOST PENALTIES

Both Teams, Home	24	4/6/89	vs. NY Rangers
Both Teams, Road	24	4/29/00	at Philadelphia
Pittsburgh	15	4/29/00	at Philadelphia
Opponent	22	4/29/00	at Philadelphia

MOST PENALTY MINUTES

Both Teams, Home	84	4/25/89	Phi 51 - Pgh 33
Both Teams, Road	128	4/29/00	Phi 92 - Pgh 36
Pittsburgh, Home	35	5/17/91	vs. Minnesota
Pittsburgh, Road	40	4/19/70	at St. Louis
Opponent, Home	51	4/25/89	vs. Philadelphia
Opponent, Road	92	4/29/00	at Philadelphia

FASTEST GOALS

BY ONE PENGUINS PLAYER

Two	0:11	4/17/96 vs. Washington	Petr Nedved
------------	------	------------------------	-------------

OVERALL BY PENGUINS

Two	0:07	4/13/80 vs. Boston	Ron Stackhouse and Rick Kehoe
Three	1:29	5/10/93 vs. NY Islanders	Mario Lemieux, Rick Tocchet and Larry Murphy
Four	4:52	4/5/89 vs. Philadelphia	Mario Lemieux (3) and Bob Errey

OVERALL BY OPPONENT

Two	0:25	4/24/75 at NY Islanders	Ed Westfall and Garry Howatt (both ENG)
------------	------	-------------------------	---

AT START OF GAME

by Penguins	0:15	4/13/12 vs. Philadelphia	Sidney Crosby
		4/8/81 at St. Louis	Greg Malone
by Opponent	0:14	4/26/97 at Philadelphia	Eric Lindros

AT START OF PERIOD OTHER THAN FIRST

by Pittsburgh	0:12	4/14/08 at Ottawa	Sidney Crosby
by Opponent	0:06*	4/25/89 vs. Philadelphia	Pelle Eklund

*NHL record

TEAM LEADERS

HAT TRICKS

FOR PITTSBURGH			
GOALTENDER	DATE	OPPONENT	GOALTENDER(S)
Ken Schinkel	4/11/70	at Oakland	Gary Smith
Mario Lemieux#	4/25/89	vs. Philadelphia	Ron Hextall
Mario Lemieux	4/23/92	vs. Washington	Don Beaupre
Ron Francis	5/9/92	vs. NY Rangers	Mike Richter/John Vanbiesbrouck (2)
Kevin Stevens*	5/21/92	at Boston	Andy Moog
Mario Lemieux	5/11/96	vs. NY Rangers	Mike Richter
Jaromir Jagr	5/11/96	vs. NY Rangers	Mike Richter
Martin Straka	4/25/99	at New Jersey	Martin Brodeur
Sidney Crosby	5/4/09	at Washington	Semyon Varlamov
Evgeni Malkin	5/21/09	vs. Carolina	Cam Ward
Jordan Staal	4/18/12	at Philadelphia	Ilya Bryzgalov/ Sergei Bobrovsky (2)
Sidney Crosby	5/17/13	vs. Ottawa	Craig Anderson
James Neal	5/24/13	vs. Ottawa	Craig Anderson

FOR OPPONENTS			
PLAYER	DATE	OPPONENT	GOALTENDER(S)
Bobby Hull	4/9/72	vs. Chicago	Jim Rutherford
Dino Ciccarelli	4/25/92	vs. Washington	Tom Barrasso/Ken Wregget (2)
Dirk Graham	5/30/92	at Chicago	Tom Barrasso
Andy Delmore	5/7/00	at Philadelphia	Ron Tugnutt (2)/ Peter Skudra
Alex Ovechkin	5/4/09	at Washington	Marc-Andre Fleury
Sean Couturier	4/13/12	vs. Philadelphia	Marc-Andre Fleury
Claude Giroux	4/13/12	vs. Philadelphia	Marc-Andre Fleury (2)/Empty Net

*Four goals #Five Goals, NHL record

PENALTY SHOTS

FOR PITTSBURGH				
PLAYER	DATE	OPPONENT	GOALTENDER(S)	RESULT
Jaromir Jagr	5/11/92	vs. NY Rangers	John Vanbiesbrouck	GOAL
Shawn McEachern	5/13/92	vs. NY Rangers	John Vanbiesbrouck	No Goal
Aleksey Morozov	4/23/98	vs. Montreal	Andy Moog	No Goal
Martin Straka	5/2/01	vs. Buffalo	Dominik Hasek	No Goal
Evgeni Malkin	5/1/08	at NY Rangers	Henrik Lundqvist	No Goal
Chris Conner	4/25/11	at Tampa Bay	Dwayne Roloson	No Goal
FOR OPPONENTS				
PLAYER	DATE	OPPONENT	GOALTENDER(S)	RESULT
Michal Pivonka	5/10/95	at Washington	Tom Barrasso	No Goal
Joe Juneau	4/24/96	at Washington	Ken Wregget	No Goal

PITTSBURGH PENGUINS TEAM LEADERS

SHUTOUTS

FOR PITTSBURGH				
GOALTENDER	DATE	OPPONENT	SCORE	SAVES
Michel Plasse	4/8/76	vs. Toronto	2-0	21
Frank Pietrangelo	4/15/91	vs. New Jersey	4-0	27
Tom Barrasso	4/25/91	at Minnesota	8-0	39
Tom Barrasso	5/30/92	at Chicago	1-0	27
Tom Barrasso	4/20/93	vs. New Jersey	7-0	36
Tom Barrasso	5/4/93	vs. NY Islanders	3-0	26
Ken Wregget	5/18/95	vs. Washington	3-0	33
Tom Barrasso	5/28/96	vs. Florida	3-0	28
Tom Barrasso	5/7/99	at Toronto	2-0	20
Ron Tugnutt	4/13/00	at Washington	7-0	32
Ron Tugnutt	4/27/00	at Philadelphia	2-0	28
Johan Hedberg	4/16/01	vs. Washington	3-0	34
Johan Hedberg	4/26/01	at Buffalo	3-0	25
Marc-Andre Fleury	4/9/08	vs. Ottawa	4-0	26
Marc-Andre Fleury	4/27/08	vs. NY Rangers	2-0	26
Marc-Andre Fleury	5/18/08	vs. Philadelphia	6-0	21
Marc-Andre Fleury	5/4/10	at Montreal	2-0	18
Marc-Andre Fleury	4/13/11	vs. Tampa Bay	3-0	32
Marc-Andre Fleury	5/1/13	vs. NY Islanders	5-0	26
Tomas Vokoun	5/9/13	vs. NY Islanders	4-0	31

FOR OPPONENTS				
GOALTENDER	DATE	OPPONENT	SCORE	SAVES
Jacques Plante	4/28/70	at St. Louis	5-0	21
Gary Smith	4/8/72	vs. Chicago	2-0	31
Glenn Resch	4/26/75	vs. NY Islanders	1-0	30
Wayne Thomas	4/9/76	at Toronto	4-0	26
Don Beaupre	4/21/94	at Washington	2-0	27
Andy Moog	5/3/98	at Montreal	3-0	21
Olaf Kolzig	4/12/01	at Washington	1-0	16
Martin Brodeur	5/17/01	vs. New Jersey	3-0	20
Martin Brodeur	5/19/01	vs. New Jersey	5-0	21
Ray Emery	4/19/07	at Ottawa	3-0	20
Henrik Lundqvist	5/1/08	at NY Rangers	3-0	29
Chris Osgood	5/24/08	at Detroit	4-0	19
Chris Osgood	5/26/08	at Detroit	3-0	22
Martin Biron	4/23/09	vs. Philadelphia	3-0	28
Chris Osgood	6/6/09	at Detroit	5-0	22
Dwayne Roloson	4/27/11	vs. Tampa Bay	1-0	36
Tuukka Rask	6/1/13	vs. Boston	3-0	29
Tuukka Rask	6/7/13	at Boston	1-0	26

OPPONENT PLAYOFF LEADERS


SCORING LEADERS

PLAYER	TEAM(S)	GP	G	A	PTS	PIM
Peter Bondra	Washington	39	19	12	31	32
Michal Pivonka	Washington	31	8	18	26	60
Calle Johansson	Washington	36	8	17	25	14
Dale Hunter	Washington	27	7	17	24	87
Joe Juneau	Washington	22	6	18	24	29
Claude Giroux	Philadelphia	12	8	11	19	17
Daniel Alfredsson	Ottawa	18	7	11	18	14
Ray Bourque	Boston	14	4	14	18	29
Mike Ridley	Washington	18	3	15	18	4
Sergei Gonchar	Wash./Ottawa	29	6	11	17	18
Jaromir Jagr	NYR/Phil./Boston	15	4	13	17	12
Brian Rafalski	NJD/Detroit	18	6	10	16	6
Dimitri Khristich	Washington	28	6	10	16	25
Mark Recchi	Montreal/Phil.	12	5	11	16	6
Brian Leetch	NY Rangers	15	4	12	16	6
Tim Kerr	Phil./NY Rangers	11	1	15	16	2
Brian Propp	Phil./Minnesota	13	7	8	15	12
Steve Konowalchuk	Washington	26	5	10	15	34

GOALTENDING LEADERS (MIN: 3 GAMES)

PLAYER	TEAM(S)	GP	MP	GA	SO	GAA	W-L
Tuukka Rask	Boston	4	275	2	2	0.44	4-0
Glenn Resch	NY Islanders	4	240	4	1	1.00	4-0
Jacques Plante	St. Louis	3	180	4	1	1.33	2-1
Chris Osgood	Detroit	13	826	23	3	1.67	7-6
Dwayne Roloson	Tampa Bay	7	441	13	1	1.77	4-3
Wayne Thomas	Toronto	5	300	9	1	1.80	3-2
Ray Emery	Ottawa	5	299	10	1	2.01	4-1
Martin Brodeur	New Jersey	17	1041	35	2	2.02	11-6
Curtis Joseph	Toronto	6	363	13	0	2.15	4-2
Gerry Cheevers	Boston	9	540	20	0	2.22	7-2
Dominik Hasek	Chicago/Buffalo	8	505	20	0	2.38	3-5
Jaroslav Halak	Montreal	7	403	16	0	2.38	4-3
Olaf Kolzig	Washington	18	1044	42	1	2.41	6-11
Gary Smith	Oakland/Chicago	5	308	13	1	2.53	1-4
Garth Snow	Philadelphia	5	300	13	0	2.60	4-1
John Vanbiesbrouck	NY Rangers/Fla	13	712	31	0	2.61	4-9
Byron Dafoe	Washington	3	138	6	0	2.61	0-2
Henrik Lundqvist	NY Rangers	5	303	14	1	2.77	1-4
Don Beaupre	Washington	16	937	44	1	2.82	8-7
Pascal Leclaire	Ottawa	3	211	10	0	2.84	1-2
Martin Biron	Philadelphia	11	673	34	1	3.03	3-8

MEDIA INFORMATION



MEDIA-ONLY WEBSITE:

Members of the media are encouraged to visit the media-only website for daily news clippings, stats, game notes, schedule updates and the most up-to-date team information. This website was created as a courtesy to our working media, and is intended to be used by members of the media who are credentialed through the Pittsburgh Penguins.

Please contact Jason Seidling
(jseidling@pittsburghpenguins.com) for access to the site.

www.pittsburghpenguins.com/media

MEDIA ENTRANCE:

Members of the media can access CONSOL Energy Center through the administrative entrance located near the corner of Fifth Avenue and Washington Place, just to the right of the American Eagle box office.

Media with proper accreditation should proceed to the 1st floor, using the elevators just inside the administrative entrance. Media will pass through three sets of double doors before turning right down the hallway towards the media areas. The media workroom will be on the left and the elevators to the media level are located further down the hallway to the right.

The Penguins require all members of the media to display credentials at all times inside CONSOL Energy Center.

MEDIA WORKROOM:

The media workroom is located on the lower level in the south end of the building. Members of the media and game night staff must show passes or credentials at the door for admittance. The media room will be open two hours prior to the start of each game with dinner and beverages available for purchase.

The media workroom is equipped with wireless Internet, telephones, electrical outlets and a mult box. The media room is open to the media on all game days.

MEDIA LEVEL:

The media level is located on the east side of the building above sections 216-223. It is for game personnel and working members of the media only. Designated elevators to the media level are located down the hallway from the media room in the south end of the building. Take the elevators to the 7th floor and exit to the right.

Please note that ALL seats in the media level are assigned and media should refer to the posted seating charts for direction.

INDIVIDUAL GAME CREDENTIALS:

Game-by-game credentials will be issued based on availability and should be reserved as early as possible. Major daily newspapers, radio and television will receive priority in handling game-by-game requests. Requests from independent websites, freelance writers or blogs will not be fulfilled. These requests must be submitted to Ali Doyle (adoyle@pittsburghpenguins.com) no later than 48 hours prior to the game. **THERE WILL BE NO EXCEPTIONS.**

Game-by-game credentials can be picked up at the designated media entrance located to the right of the box office along Fifth Avenue two hours prior to game time.

PHOTOGRAPHERS:

Penguins team photographers and photographers affiliated with major media outlets that cover the team on a regular basis will be given priority for ice-level positions. All photographers at ice-level will be shooting through open holes in the glass. Single-game photographer credentials will be available on a game-by-game basis and assignments may rotate each period. Photo assignments will be posted in the media workroom and the photographer workroom prior to each game.

The Penguins will provide stools to be used at all ice-level photo positions. The stools will be numbered and available for pick up inside the photographer workroom. All stools must be signed out and returned to the workroom at the end of the night. The Penguins require that all ice-level photographers use the provided stools as a courtesy to our fans.

TELEVISION CREWS:

Due to seating limitations, television crews will not be assigned seating in the media level. Only on-air talent will be assigned seats in the media level. Television crews are asked to view the game in the media workroom. **TV crews are not permitted to shoot highlight footage of game action.**

LOCKER ROOM ACCESS:

The locker rooms are located behind the player benches on the west side of the building on the lower level. Both are accessible via the hallway from the media workroom.

The Penguins locker room will open no later than five minutes after the conclusion of the game per NHL regulations. Please be advised that this includes allotted time for post-game television interviews and the three stars ceremony. The Penguins training room and the players' dressing area is off-limits to the media at all times. The entrance to the Penguins locker room is through the double doors across from Suite 66 on the lower level.

At the conclusion of practice, the locker room will be open as per NHL requirements. Media are not permitted to access the Penguins runway at any time during practices or morning skates.

Only working members of the media with proper media credentials will be admitted to the locker rooms. Interns are permitted in the locker room in a working capacity. They are not permitted to observe or "assist" full-time members of the media during availability. Still photography is prohibited inside the locker room.

POST-GAME PROCEDURES:

Post-game briefings with Penguins head coach Dan Bylsma will be held after each game in the media room. Wireless Internet and a mult box will be available in the media room.

Post-game availability with the visiting head coach will be in the hallway near the visiting locker room.

Post-game audio from both coaches is available by accessing the media-only website or via email. Please see a member of the communications staff prior to the start of the game to be added to the distribution list.

SERVICES:

Game notes and statistics will be available online and in the media workroom prior to practices and morning skates as well as the media level on game nights. Additional information from the NHL and media releases will also be available at these locations throughout the regular season.

Game summaries are available after each period in the media level. Final game summaries are distributed in the media level, media workroom and both the home and away locker rooms after the game. Out-of-town scores will be distributed throughout the game in the media level. If you require any special needs, please see a member of the Penguins communications staff.

PRACTICES AND MORNING SKATES:

Practice sessions are open to all accredited members of the media. Please confirm location and time by visiting the media-only website as last minutes changes may occur. **Credentials are required at practices.**

RADIO NETWORK:

"The X", 105.9 FM, will serve as the Penguins' flagship radio station for the 2013-14 season. Hall of Famer Mike Lange and two-time Stanley Cup champion Phil Bourque will call the action for all 82 games. "The X" is part of the Clear Channel Communications group.

TELEVISION COVERAGE:

ROOT SPORTS continues its extraordinary coverage of Penguins games this season, producing a minimum of 70 games. Paul Steigerwald and two-time Stanley Cup champion Bob Errey will call the action along with rink-side reporter, Dan Potash.

COMMUNICATIONS DEPARTMENT

Tom McMillan	412-255-1828	<i>Vice President Communications</i> tmcmillan@pittsburghpenguins.com
Jennifer Bullano	412-255-1777	<i>Director of Communications</i> jbullano@pittsburghpenguins.com
Jason Seidling	412-255-1804	<i>Manager of Communications</i> jseidling@pittsburghpenguins.com
Ali Doyle	412-255-1809	Communications Graduate Assistant adoyle@pittsburghpenguins.com
Sam Kasan	412-255-1893	<i>Director of Content</i> skasan@pittsburghpenguins.com
Michelle Crechiolo	412-255-1825	<i>Manager of Content</i> mcrechiolo@pittsburghpenguins.com



ROOT SPORTS BROADCAST TEAM

PAUL STEIGERWALD PLAY-BY-PLAY ANNOUNCER

Pittsburgh native Paul Steigerwald is in his eighth season as play-by-play announcer for Penguins telecasts on ROOT SPORTS.

He spent six seasons as the radio voice of the Penguins and the previous 14 seasons as color commentator on Penguins TV and radio broadcasts.

"Staggy," a tireless worker and interviewer, is well-known by coaches and players across the NHL.

Steigerwald developed his interest in hockey as a youngster in the South Hills – in part because his neighbor, former Penguins GM Jack Riley, gave local kids tickets to attend Penguins games.

He attended Kent State University, where he worked as one of the hockey club's broadcasters, and began his professional broadcasting career with the Johnstown Red Wings (EHL) in 1979.

Steigerwald joined the Penguins organization in 1980 as director of marketing and also served as intermission host for radio and television broadcasts. In 1985, he joined the broadcast team as a color commentator. He left the Penguins front office in 1988 for a position in the sports department of KDKA-TV, but still maintained his color commentator duties.

In addition, Steigerwald served as play-by-play broadcaster with the Altoona Curve baseball club during the 2005, '06 and '07 seasons.



BOB ERREY COLOR ANALYST

Bob Errey is in his 10th season on Penguins television broadcasts, where he joins Paul Steigerwald.

Previously, Errey worked as the color commentator for Penguins radio broadcasts alongside Steigerwald for four seasons.

Errey was the Penguins' first-round draft pick in 1983 and played 11 seasons in Pittsburgh, recording 132 goals, 272 points and 651 penalty minutes in 572 games.

A speedy two-way winger and excellent penalty killer, Errey was a key member of team's two Stanley Cup championships in 1991 and '92.

Errey also played for Buffalo, San Jose, Detroit, Dallas and the New York Rangers in a 15-year NHL career. In 895 games, he registered 170 goals, 382 points and 1,005 penalty minutes.



PENGUINS RADIO NETWORK

MIKE LANGE PLAY-BY-PLAY ANNOUNCER

One of the most unique broadcasters in professional sports, Mike Lange is in his 39th year as the voice of the Penguins, handling radio play-by-play on the club's flagship station, 105.9 FM "The X".

Known for his creative and colorful style, including trademark phrases such as "Buy Sam A Drink And Get His Dog One, Too," Lange was awarded the Foster Hewitt award by the Hockey Hall of Fame in 2001.

Lange's relationship with the Penguins began in 1974-75, when he broke into the NHL as a radio play-by-play man. He left for one season, but returned in 1976-77 and has been a fixture on the Penguins' scene ever since.

Lange did radio exclusively until 1979, when games were simulcast on radio and TV. He served as the television voice of the Penguins through 2005-06, before returning to the radio booth in 2006-07.

A native of Sacramento, California, Lange earned a degree in broadcasting from Sacramento State University before starting his career as the voice of the Phoenix Roadrunners (WHL) in 1970. He also served as the play-by-play voice of the San Diego Gulls (WHL) in 1973-74 before joining the Penguins.

In addition to his tenure with the Penguins, Lange handled play-by-play duties for the Pittsburgh Pirates in 1986-87. A well-known member of the Pittsburgh community, Lange makes numerous personal appearances throughout the year and is actively involved in charity work.




PHIL BOURQUE COLOR ANALYST

Two-time Stanley Cup champion Phil Bourque is in his 11th season on the Penguins broadcast team, serving as color commentator alongside Mike Lange.

A gritty winger/defenseman, Bourque was signed by Pittsburgh as a free agent in 1982, and went on to record 164 points (75G-89A) in 344 regular-season games with the Penguins between 1983 and 1992. For his career he totaled 199 points (88G-111A) in 477 games with the Penguins, New York Rangers and Ottawa.

Since retiring from professional hockey in 2000, Bourque has co-hosted Penguins pre- and post-game shows on the Penguins Radio Network and worked as a contributor for ROOT SPORTS' coverage of Penguins hockey.





2013-14 ON-ICE OFFICIALS

REFEREES

*Burchell, Darcy	42
Charron, Francis	6
*Chmielewski, Tom	43
Devorski, Paul	10
Dwyer, Gord	19
Furlatt, Eric	27
*Hanson, Trevor	47
Hasenfratz, Mike	2
Hebert, Ghislain	22
Hebert, Jean	15
Jackson, Dave	8
Joannette, Marc	25
Kimmerly, Greg	18
Kowal, Tom	32
*Knorr, Trent	44
Kowal, Tom	32
Kozari, Steve	40
L'Ecuyer, Frederick	17
LaRue, Dennis	14
Lee, Chris	28
Leggo, Mike	3
*Lemelin, Mark	41
*Lewis, Dave	46
*Luxmore, Thomas John	49
Martell, Rob	26
McCauley, Wes	4
*McIsaac, Jon	45
Meier, Brad	34
Morton, Dean	36
O'Halloran, Dan	13
O'Rourke, Dan	9
Peel, Tim	20
Pochmara, Brian	16
Pollock, Kevin	33
Rehman, Kyle	37
Rooney, Chris	5
*Skilliter, Graham	48
St. Pierre, Justin	12
St-Laurent, Francois	38
Sutherland, Kelly	11
Van Massenhoven, Don	21
Walsh, Ian	29
Watson, Brad	23

LINESMEN

Amell, Derek	75
Barton, Steve	59
Brisebois, David	96
Cameron, Lonnie	74
Champoux, Pierre	67
Cherrey, Scott	50
Cormier, Michel	76
Cvik, Mike	88
Devorski, Greg	54
Driscoll, Scott	68
Galloway, Ryan	82
Gibbs, Darren	66
*Grandt, John	98
Henderson, Don	91
Heyer, Shane	55
Kovachik, Brad	71
Lazarowich, Brad	86
Mach, Brian	78
MacPherson, Matt	83
McElman, Andy	90
Miller, Steve	89
Morin, Jean	97
Murchison, Kiel	79
Murphy, Brian	93
Murray, Jonny	95
Nansen, Derek	70
Nelson, Thor	80
Nowak, Tim	77
Pancich, Bryan	94
Racicot, Pierre	65
Rody, Vaughan	73
Sericolo, Anthony	84
Sharrers, Jay	57
Shewchyk, Mark	92
*Wheler, Mark	56

* = Minor League Referee

2013.14 CRITICAL DATES

(subject to change – as of September 3, 2013)

SEPTEMBER		FEBRUARY	
11	Training camps open	1	Hockey is for Everyone Month begins
14	Preseason schedule begins Kraft Hockeyville: Washington Capitals at Winnipeg Jets (Belleville, Ont.)	6, 7, 8	Olympic break begins (at the conclusion of each Club's final game)
26	CCM/USA Hockey All-American Prospects Game (Pittsburgh, Pa.)	11-12	AHL All-Star Classic (Location: TBA)
30	Opening day playing rosters set (3:00 p.m. ET)	12	Olympic men's hockey tournament begins (Sochi, Russia)
		22	Men's hockey bronze-medal game (Sochi, Russia)
		23	Men's hockey gold-medal game (Sochi, Russia)
		24	Olympic break ends (12:01 a.m. ET)
		26	NHL regular season resumes
		28 – March 2	Hockey Weekend Across America presented by CCM (USA Hockey)
OCTOBER		MARCH	
1	Opening night – 96th NHL regular season begins Molson Canadian NHL Face-Off™ (Montreal, Que.) Blackhawks raise Stanley Cup banner: Washington Capitals at Chicago Blackhawks Hockey Fights Cancer Awareness Month begins	1	Coors Light NHL Stadium Series™: Pittsburgh Penguins at Chicago Blackhawks (Soldier Field)
		2	2014 Tim Hortons NHL Heritage Classic™: Ottawa Senators at Vancouver Canucks (BC Place) Hockey Day in America (NBC)
		5	Trade deadline (3:00 p.m. ET)
		10-12	NHL General Managers Meeting (Boca Raton, Fla.)
NOVEMBER		APRIL	
8	Hockey Hall of Fame Game: New Jersey Devils at Toronto Maple Leafs	10, 12	NCAA Frozen Four (Philadelphia, Pa.)
11	Hockey Hall of Fame induction ceremony (Toronto, Ont.) Inductees: Chris Chelios, Geraldine Heaney, Scott Niedermayer, Brendan Shanahan (Player category); Fred Shero (Builder category)	13	Last day of regular season
29	2013 Discover NHL Thanksgiving Showdown™: New York Rangers at Boston Bruins	16	Stanley Cup Playoffs begin
		17-27	IIHF Under-18 World Championship (Lappeenranta and Imatra, Finland)
DECEMBER		MAY	
1	Signing deadline for Group 2 free agents (5:00 p.m. ET)	9-25	IIHF World Championship (Minsk, Belarus)
2	U.S. Hockey Hall of Fame induction and a celebration of Lester Patrick (Detroit, Mich.)	16-25	CHL Memorial Cup (London, Ont.)
	U.S. Hockey Hall of Fame inductees: Cindy Curley, Bill Guerin, Peter Karmanos Jr., Ron Mason, Doug Weight	25-31	NHL Combine (Toronto, Ont.)
23	Busiest day of NHL season – 14 games		
19-27	Holiday roster freeze in effect: For all players on an NHL active roster, injured reserve, or with non-roster and injured non-roster status as of midnight (local time) Dec. 19, a roster freeze shall apply through midnight (local time) Dec. 27, with respect to waivers, trades and loans, subject to the exceptions provided for in CBA Article 16.5 (d).		
24-26	Holiday break (no scheduled practices – dressing rooms closed)		
26 – Jan.5	IIHF World Junior Championship (Malmo, Sweden)		
JANUARY		JUNE	
1	2014 Bridgestone NHL Winter Classic®: Toronto Maple Leafs at Detroit Red Wings (Michigan Stadium)	18	Last possible day for 2014 Stanley Cup Final
15	CHL/NHL Top Prospects Game (Calgary, Alta.)	TBA	Deadline for first club-elected salary arbitration (later of June 15 or 48 hours after the conclusion of the Stanley Cup Final, 5:00 p.m. ET)
18	Scotiabank Hockey Day in Canada (Host: Lloydminster, Alta./Sask.)	25	NHL Awards (Las Vegas, Nev.)
25	Coors Light NHL Stadium Series™: Anaheim Ducks at Los Angeles Kings (Dodger Stadium)	27-28	NHL Draft (Philadelphia, Pa.)
26	Coors Light NHL Stadium Series™: New York Rangers at New Jersey Devils (Yankee Stadium)		
29	Coors Light NHL Stadium Series™: New York Rangers at New York Islanders (Yankee Stadium)		
JULY		AUGUST	
1	Free agency begins (12:00 p.m. ET)	8	Deadline for salary arbitration decisions to be rendered
5	Deadline for player-elected salary arbitration notification (5:00 p.m. ET)		
6	Deadline for club-elected salary arbitration notification (5:00 p.m. ET)		
20 – Aug. 6	Salary arbitration hearings held		



2013.14 SCHEDULE

OCTOBER

S	M	T	W	T	F	S
		1	2	3	4	5
				7:00 NJD		7:00 BUF
6	7	8	9	10	11	12
		7:00 CAR			7:30 @FLA	7:00 @TBL
13	14	15	16	17	18	19
		7:00 EDM		7:00 @PHI		1:00 VAN
20	21	22	23	24	25	26
	7:30 COL				7:00 NYI	7:00 @TOR
27	28	29	30	31		
	7:00 @CAR		8:00 BOS			

NOVEMBER

S	M	T	W	T	F	S
					1	2
					7:00 CBJ	7:00 @CBJ
3	4	5	6	7	8	9
			7:30 @NYR			8:00 @STL
10	11	12	13	14	15	16
			8:00 PHI		7:00 NSH	7:00 @NJD
17	18	19	20	21	22	23
	7:30 ANA		8:00 @WSH		7:00 NYI	7:00 @MTL
24	25	26	27	28	29	30
	7:00 @BOS		7:30 TOR		4:00 @TBL	7:00 @FLA

DECEMBER

S	M	T	W	T	F	S
1	2	3	4	5	6	7
			7:00 @NYI	7:00 SJS		7:00 @BOS
8	9	10	11	12	13	14
	7:30 CBJ				7:00 NJD	7:00 @DET
15	16	17	18	19	20	21
	7:00 TOR		8:00 @NYR	7:00 MIN		1:00 CGY
22	23	24	25	26	27	28
	7:30 @OTT				7:00 @CAR	
29	30	31				
6:00 @CBJ		1:00 @NJD				

JANUARY

S	M	T	W	T	F	S
					1	2
					7:00 NYR	
5	6	7	8	9	10	11
1:00 WPG		10:00 @VAN			10:00 @EDM	10:00 @CGY
12	13	14	15	16	17	18
			8:00 WSH			
19	20	21	22	23	24	25
	7:00 FLA		7:00 MTL	7:30 @NYI		8:00 @DAL
26	27	28	29	30	31	
	7:30 BUF			10:30 @LAK		

FEBRUARY

S	M	T	W	T	F	S
						1
						8:00 @PHX
2	3	4	5	6	7	8
	7:00 OTT		7:30 @BUF		7:00 NYR	
9	10	11	12	13	14	15
16	17	18	19	20	21	22
23	24	25	26	27	28	
				7:00 MTL		

MARCH

S	M	T	W	T	F	S
						1
						8:00 @PHX
2	3	4	5	6	7	8
			8:00 @NSH	10:30 @SJS	10:00 @ANA	
9	10	11	12	13	14	15
	7:00 WSH	7:30 WSH				1:00 @PHI
16	17	18	19	20	21	22
7:30 PHI		7:00 DAL		7:30 @DET		1:00 TBL
23	24	25	26	27	28	29
1:00 STL		7:00 PHX		7:00 LAK	7:00 @CBJ	
30	31					
7:30 CHI						

APRIL

S	M	T	W	T	F	S
		1	2	3	4	5
		7:00 CAR		8:00 @WPG		8:00 @MIN
6	7	8	9	10	11	12
8:00 @COL			8:00 DET			3:00 PHI
13	14	15	16	17	18	19
7:30 OTT						
20	21	22	23	24	25	26
27	28	29	30			

■ HOME ■ AWAY ◆ PROMOTION

Game dates, times, and opponents are subject to change.

Be sure to check the starting time of every game at pittsburghpenguins.com before heading to CONSOL Energy Center!

PROMOTIONAL SCHEDULE

10/3/13 vs. New Jersey
Penguins Schedule Mousepad
 Presented by Trib Total Media

10/15/13 vs. Edmonton
Penguins Yearbook
 Presented by CONSOL Energy

10/21/13 vs. Colorado
Penguins Team Calendar
 Presented by Highmark

11/18/13 vs. Anaheim
Penguins Baseball Cap
 Presented by CONSOL Energy

12/9/13 vs. Columbus
Penguins Knit Cap
 Presented by Highmark

12/16/13 vs. Toronto
Penguins Texting Gloves
 Presented by Verizon

1/20/14 vs. Florida
Team USA Coach Bylsma Bobblehead
 Presented by Trib Total Media

1/27/14 vs. Buffalo
Penguins Tech Tattoo Set
 Presented by Verizon

3/11/14 vs. Washington
Penguins Reusable Tote
 Presented by Bayer MaterialScience

3/18/14 vs. Dallas
Penguins Flag
 Presented by Trib Total Media

3/25/14 vs. Phoenix
Penguins Drawstring Bag
 Presented by Highmark

4/1/14 vs. Carolina
Pennsylvania Lottery Scratch-Off Coupon*
 Presented by PA Lottery

4/13/14 vs. Ottawa
Penguins Fan Appreciation Night
 Presented by Dick's Sporting Goods

BE HERE

Reebok
KUNITZ

14

ROOT
SPORTS™

OVER 70 PENGUINS GAMES

PREGAME. GAME. POSTGAME.




Like us on Facebook
facebook.com/ROOTSPORTSPIT



Follow us on Twitter
[@ROOTSPORTSPIT](https://twitter.com/ROOTSPORTSPIT)



ROOTSPORTS.com
VISIT FOR COMPLETE SCHEDULE



pittsburghpenguins.com