


19 Locations in greater Pittsburgh

PONDEROSA
STEAKHOUSE



1982/83
Pittsburgh Penguins

Pittsburgh Penguins



1982-83 HOME SCHEDULE

DAY	DATE	OPPONENT	TIME
Saturday	October 9	NY Rangers	8:05
Tuesday	October 12	Vancouver	7:35
Saturday	October 16	New Jersey	8:05
Wednesday	October 20	St. Louis	7:35
Saturday	October 23	Philadelphia	8:05
Wednesday	October 27	Washington	7:35
Saturday	October 30	Calgary	8:05
Wednesday	November 10	Edmonton	7:35
Saturday	November 13	Calgary	8:05
Wednesday	November 17	Hartford	7:35
Saturday	November 20	Boston	8:05
Wednesday	November 24	Toronto	7:35
Wednesday	December 1	Chicago	7:35
Saturday	December 4	Philadelphia	8:05
Wednesday	December 8	Buffalo	7:35
Saturday	December 11	Quebec	8:05
Wednesday	December 15	Detroit	7:35
Saturday	December 18	Washington	8:05
Sunday	December 26	NY Rangers	7:35
Wednesday	December 29	St. Louis	7:35
Saturday	January 1	NY Islanders	8:05
Wednesday	January 12	Minnesota	7:35
Saturday	January 15	Montreal	8:05
Wednesday	January 19	New Jersey	7:35
Saturday	January 22	Quebec	8:05
Wednesday	January 26	Washington	7:35
Saturday	January 29	NY Rangers	8:05
Wednesday	February 9	Vancouver	7:35
Saturday	February 12	Los Angeles	8:05
Tuesday	February 15	Detroit	7:35
Saturday	February 19	Edmonton	8:05
Wednesday	February 23	Winnipeg	7:35
Saturday	February 26	New Jersey	8:05
Tuesday	March 1	NY Rangers	7:35
Sunday	March 6	Philadelphia	7:35
Thursday	March 10	NY Islanders	7:35
Sunday	March 13	Chicago	7:35
Sunday	March 27	NY Islanders	7:35
Wednesday	March 30	Montreal	7:35
Sunday	April 3	New Jersey	7:35

All games home and away on KQV Radio (1410 AM)

"Copyright©1982 by Pittsburgh Penguins. All rights reserved. Reproduction in whole or in part without permission of Pittsburgh Penguins is strictly prohibited. Publication of this schedule is permitted for the sole purpose of informing members of the public who wish to attend or view on television Pittsburgh Penguin hockey games, provided such publication contains notice of Pittsburgh Penguin's copyright. Publication or other use of any portion of this schedule for the purpose of lottery or other form of gambling, whether such gambling is legal or illegal, is strictly prohibited."

PITTSBURGH Penguins

1982-83

FACT BOOK

Published by: Pittsburgh Penguins, Inc.

EDITOR: Terry Schiffhauer


PHOTOS: Paul Salva

\$3.50

PITTSBURGH PENGUINS

Phone (412) 642-1800 Civic Arena TWX 710-664-3081
 Gate #7
 Pittsburgh, Pa. 15219

Chairman of the Board & President Edward J. DeBartolo, Sr.
Vice President Marie Denise DeBartolo York
Vice President & General Counsel J. Paul Martha
Vice President & Treasurer Thomas F. Rossetti
General Manager Baz Bastien
Coach Eddie Johnston
Assistant Coach Mike Corrigan
Director of Player Personnel Ken Schinkel
Western Scout Clare Rothermal
Eastern Scout Billy Taylor
Quebec Scout Albert Mandanici
Director of Media Relations Terry Schifffhauer
Director of Marketing Paul Steigerwald
Ticket Manager Tom Wood
Trainer Steve Thomas
Equipment Manager John Doolan
Team Physicians Dr. Chuck Stone, Dr. Russ Leslie
 Dr. Larry Ellis & Dr. Lee Dameshek
Team Dentists Dr. Stephen Todorovich & Dr. David Wessel
Team Photographer Paul Salva
Executive Offices Gate #7, Civic Arena
Seating Capacity 16,033
Location of Press Box East Side of Building
Dimensions of Rink 200 feet by 85 feet
Nickname Penguins
Club Colors Black, Gold & White
Uniforms HOME: White base trimmed with gold & black
 or Gold base trimmed with white & black
 AWAY: Black base trimmed with gold & white
Club Trains at Johnstown, Pa.
Radio Station KQV (1410)
Television Station WPGH-TV
Play-by-Play Announcer Mike Lange



EDWARD J. DEBARTOLO
 Chairman of the Executive Committee

Edward J. DeBartolo is Chairman of the Board and Chief Executive Officer of The Edward J. DeBartolo Corporation, a privately-held national real estate development firm that designs, builds, owns and operates more shopping centers and enclosed malls than any other builder in the world.

Mr. DeBartolo is a graduate of the University of Notre Dame and a registered civil engineer. He organized his firm in 1948, opened his first shopping center in 1949 and went on to develop over a hundred major, regional centers and enclosed malls within three decades.

He is acclaimed in this country and in foreign lands for his expertise in selecting sites, planning, designing, building, owning and operating large shopping mall projects. He owns the projects he builds and is one of the nations largest landlords.

His firm, which is headquartered in Youngstown, Ohio, is a multi-faceted operation under one roof, capable of producing every phase of every DeBartolo project, regardless of size or location, and managing and operating it after it is complete. His staff includes engineers, architects, designers, construction companies, financiers, lawyers, leasing specialists, research analysts, purchasing specialists, management and maintenance teams, and a complete advertising and promotion department.

In addition to the vast shopping center empire, the DeBartolo family is the nation's largest investor in sports franchises and facilities. Included in this area are the San Francisco Forty Niners of the National Football League, owned and operated by Edward J. DeBartolo, Jr.; the Penguins of the National Hockey League and the company's two newest additions -- the Pittsburgh Spirit of the Major Indoor Soccer League and the Civic Arena. Other diversified holdings include the company's thoroughbred horse racing facilities in Ohio, Louisiana, and Illinois, several hotels in the Cleveland area, industrial and executive office parks, racquetball facilities, condominium developments, orange groves in Florida, and majority interests in four Florida banks.

Mr. DeBartolo is a civic and community leader and fund raiser and has headed the Ohio Cancer Crusade and Heart Fund Campaigns. He is a member of the Thoroughbred Racing Association, Urban Land Institute and the National Realty Committee, and has served on the Board of the International Council of Shopping Centers and on the Advisory Council of the University of Notre Dame.



MARIE DENISE DEBARTOLO YORK
Vice-President

Marie Denise DeBartolo York is Executive Vice President of The Edward J. DeBartolo Corporation, the nation's largest developer of regional shopping malls, owner of professional sports franchises, banking interests, hotels, motels, condominiums, executive office parks, and thousands of acres of land in many parts of the United States.

Upon graduation from St. Mary's College, Notre Dame, Marie Denise joined the corporation as its first Director of Personnel.


Her B. A. degree in Sociology had prepared her well for the task she would undertake. Her dramatic accomplishments earned her the title of Vice President in 1976 and in 1980 she was elevated to Executive Vice President, Personnel and Public Relations.

The corporation's outstanding employee relations and benefits program are the products of Marie Denise's imagination and consideration, and her objective view of ideal management/employee teamwork.

Marie Denise is dedicated to her responsibilities with the corporation, believing, in the true style of her pioneering father, that work is both satisfying and gratifying.

Her number one pastime is spectator sports, namely watching and rooting for the family teams -- the San Francisco Forty Niners, the Pittsburgh Penguins and the Pittsburgh Spirit -- and the thoroughbreds that run at the family's Ohio, Illinois and Louisiana race tracks.

She is married to Dr. John C. York II, and they are the parents of a son, John Edward, born March 9, 1981.



PAUL MARTHA
Vice President & General Counsel

Paul Martha is responsible for the daily operation of the Pittsburgh Penguins and his responsibilities have increased with the takeover of the Civic Arena by the Edward J. DeBartolo Corporation.

Now as Vice-President of the Civic Arena Corporation, Paul is attempting to make the Civic Arena one of the top sports facilities in the country. With the return of the Pittsburgh Spirit, Major Indoor Soccer League, professional boxing and long range improvement plans for the Arena, Paul has very few free moments to enjoy his family.

The former All American at Pitt earned his Bachelor of Science degree and was a standout football player with the Pittsburgh Steelers and Denver Broncos.

Paul and his wife, Bobbie, are the parents of three sons.



THOMAS F. ROSSETTI
Secretary & Treasurer

Thomas F. Rossetti moved up a step on the Corporate ladder in early 1981, when he was named Vice President - Sports and Diversified Operations of The Edward J. DeBartolo Corporation.

Based out of DeBartolo's Youngstown, Ohio office, Tom stays on the move administering to DeBartolo's multi-faceted diversified interests that include sports, racetracks, hotels, the Arena, and a variety of other enterprises.

In addition to his role with the Penguins, Tom holds a similar position with the recently acquired Pittsburgh Spirit and he also serves as a Vice President of the Civic Arena Corporation.

Born in Brooklyn, New York, and a former New Jersey resident, Mr. Rossetti attended nearby St. Francis College in Loretto, where he received his bachelor's degree in Accounting in 1970.

He joined the DeBartolo Corporation in 1973 and has served in various capacities including the researching of any proposed sports or related acquisitions for the Company.

Tom and his wife Christine are the parents of three sons.

BAZ BASTIEN
General Manager



Baz Bastien continues in his active role as General Manager of the Pittsburgh Penguins with the responsibilities of stocking minor league affiliates in Baltimore and Muskegon as well as trying to improve the major league roster with his shrewd trades and deals.

The former goaltender has earned a reputation as a tough negotiator at contract time, but his trading ability has brought Randy Carlyle, Paul Gardner and Denis Herron to the club as well as signing free agent goaltender Michel Dion before the 1981-82 season.

EDDIE JOHNSTON
Coach



He doesn't talk quite as fast as he did when he first came to Pittsburgh, but as Eddie Johnston starts his third year with the Pens, he is even more excited about the development of the roster and the future of the Pittsburgh Penguins.

The last goalie to play every minute of a season when he was with Boston and also was on two Stanley Cup champions. He previously played in Toronto, St. Louis and Chicago and coached one year with Chicago before coming to Pittsburgh.

He and his wife, Diane, are the parents of three children. E.J. is also an excellent golfer.

MIKE CORRIGAN
Assisant Coach



Mike Corrigan starts his fourth season as an assistant coach for the Penguins and will continue to help Eddie Johnston in pre-scouting opponents and running daily practice sessions.

Mike played for Los Angeles, Vancouver and Pittsburgh before he broke his leg in a game in Buffalo that ended his career. "Barney" and Claudette are the parents of four children.


PENGUIN STAFF




Ken Schinkel
Director of
Player Personnel



Clare Rothermal
Western Scout



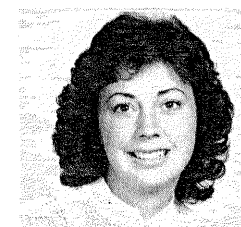
Billy Taylor
Eastern Scout



Albert Mandanici
Quebec Scout



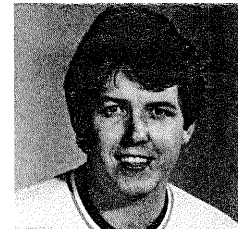
Terry Schiffhauer
Director of
Press Relations




Cindy Himes
Press Relations
Assistant



Steve Thomas
Trainer



John Doolan
Equipment Manager



Paul Steigerwald
Director of
Marketing

CIVIC ARENA



The Civic Arena was opened on September 17, 1961 and was built at a cost of \$22-million which was financed by a combination of private and public funding.

The unique feature of the Civic Arena, which is now operated by the Civic Arena Corporation, a subsidiary of the Edward J. DeBartolo Corporation, is its vast stainless steel retractable roof. The roof is supported by a huge steel cantilever and has no interior support. The roof is divided into eight leaves, two of which are stationary and six which rotate about a pin at the top as they roll along curved rails laid on a reinforced concrete ring girder.

In 1972, the press box was built on top of the control booth. In 1973 the "super boxes" and 1,000 additional seats were added and in 1974 the two balconies were constructed giving the arena a capacity of 16,033 for hockey and 18,500 for other events with floor seating.

Civic Arena Corporation

George Stewart President
J. Paul Martha Vice-President & Managing Director
Jack Mathison Vice-President Operations
Eddie Walter Vice-President Finance
Bill Strong Vice-President Communications
Beano Cook Vice-President Public Relations
Tom Rooney Vice-President Advertising & Promotions
Bill Bekavac Vice-President Purchasing
Jack Roberts Director of Building Operations
John Nath Assistant Director of Building Operations
Elaine Feith Office Manager
Tom Wood Box Office Manager
Al Salera Choice Seat Manger
Jim Rozes General Manger Food Services

BALTIMORE SKIPJACKS 1982-83



The Pittsburgh Penguins will supply players to the Baltimore Skipjacks in the American Hockey League.

Former Penguin Lou Angotti will serve as Coach of the Skipjacks. Lou formerly coached the St. Louis Blues as well as New Brunswick and Erie in the American Hockey League.

HOME

DAY	DATE	OPPONENT
Saturday	October 23	St. Catharines
Wednesday	October 27	Rochester
Friday	October 29	Maine
Sunday	October 31	Springfield
Thursday	November 11	Rochester
Friday	November 12	Maine
Sunday	November 14	St. Catharines
Saturday	November 20	Springfield
Wednesday	November 24	Nova Scotia
Tuesday	November 30	Moncton
Friday	December 3	Sherbrooke
Sunday	December 5	Hershey
Tuesday	December 14	Binghamton
Friday	December 17	Springfield
Sunday	December 19	Adirondack
Wednesday	December 22	New Haven
Sunday	December 26	St. Catharines
Thursday	December 30	Fredericton
Sunday	January 2	Binghamton
Tuesday	January 18	New Haven
Friday	January 21	Maine
Wednesday	January 26	Sherbrooke
Tuesday	February 1	Rochester
Thursday	February 3	Binghamton
Sunday	February 6	Hershey
Wednesday	February 9	Moncton
Saturday	February 12	New Haven
Sunday	February 13	Fredericton
Friday	February 18	Sherbrooke
Sunday	February 20	Hershey
Wednesday	February 23	Binghamton
Friday	February 25	Nova Scotia
Sunday	February 27	Fredericton
Wednesday	March 2	Hershey
Sunday	March 6	Moncton
Wednesday	March 9	St. Catharines
Friday	March 11	Adirondack
Sunday	March 13	Nova Scotia
Wednesday	March 30	Rochester
Friday	April 1	Adirondack

AWAY

DAY	DATE	OPPONENT
Friday	October 8	Rochester
Sunday	October 10	St. Catharines
Wednesday	October 13	Hershey
Friday	October 15	Sherbrooke
Saturday	October 16	Fredericton
Wednesday	October 20	Moncton
Thursday	October 21	Nova Scotia
Wednesday	November 3	Maine
Thursday	November 4	Springfield
Friday	November 5	New Haven
Wednesday	November 10	Binghamton
Thursday	November 18	Springfield
Friday	November 26	Adirondack
Saturday	November 27	Binghamton
Thursday	December 9	Nova Scotia
Saturday	December 11	Moncton
Sunday	December 12	Fredericton
Saturday	December 18	Binghamton
Friday	December 31	Binghamton
Thursday	January 6	Nova Scotia
Saturday	January 8	Moncton
Tuesday	January 11	Fredericton
Thursday	January 13	Springfield
Friday	January 14	Rochester
Sunday	January 16	St. Catharines
Saturday	January 22	St. Catharines
Sunday	January 23	Rochester
Saturday	January 29	Maine
Sunday	January 30	Sherbrooke
Saturday	February 5	Hershey
Friday	February 11	New Haven
Wednesday	February 16	Maine
Saturday	February 19	Hershey
Wednesday	March 16	Hershey
Saturday	March 19	Adirondack
Sunday	March 20	Rochester
Tuesday	March 22	St. Catharines
Sunday	March 27	New Haven
Saturday	April 2	Adirondack
Sunday	April 3	Sherbrooke

RECORD - YEAR BY YEAR

YEAR	GP	W	L	T	PTS	GF	GA	FINISH
1981-82	80	31	36	13	75	310	337	Fourth*
1980-81	80	30	37	13	73	302	345	Third*
1979-80	80	30	37	13	73	251	303	Third*
1978-79	80	36	31	13	85	281	279	Second*
1977-78	80	25	37	18	68	254	321	Fourth
1976-77	80	34	33	13	81	240	252	Third*
1975-76	80	35	33	12	82	339	303	Third*
1974-75	80	37	28	15	89	326	289	Third*
1973-74	78	28	41	9	65	242	273	Fifth
1972-73	78	32	37	9	73	257	265	Fifth
1971-72	78	26	38	14	66	220	258	Fourth*
1970-71	78	21	37	20	62	221	240	Sixth
1969-70	76	26	38	12	64	182	238	Second*
1968-69	76	20	45	11	51	189	252	Fifth
1967-68	74	27	34	34	67	195	216	Fifth
TOTAL	1178	438	542	198	1074	3809	4171	

* - Qualified for Stanley Cup Playoffs

HOME RECORD

YEAR	GP	W	L	T	PTS	GF	GA
1981-82	40	21	11	8	50	167	143
1980-81	40	21	16	3	45	160	154
1979-80	40	20	13	7	47	145	134
1978-79	40	23	12	5	51	152	120
1977-78	40	16	15	9	41	143	147
1976-77	40	22	12	6	50	139	119
1975-76	40	23	11	6	52	196	137
1974-75	40	25	5	10	60	192	113
1973-74	39	15	18	6	36	124	116
1972-73	39	24	11	4	52	150	104
1971-72	39	18	15	6	42	132	125
1970-71	39	18	12	9	45	126	92
1969-70	38	17	13	8	42	105	108
1968-69	38	12	20	6	30	99	113
1967-68	37	15	12	10	40	115	101
TOTAL	589	290	196	103	683	2145	1826

AWAY RECORD

YEAR	GP	W	L	T	PTS	GF	GA
1981-82	40	10	25	5	25	143	194
1980-81	40	9	21	10	28	142	191
1979-80	40	10	24	6	26	106	169
1978-79	40	13	19	8	34	129	159
1977-78	40	9	22	9	27	111	174
1976-77	40	12	21	7	31	101	133
1975-76	40	12	22	6	30	143	166
1974-75	40	12	23	5	29	134	176
1973-74	39	13	23	3	29	118	157
1972-73	39	8	26	5	21	107	161
1971-72	39	8	24	8	24	88	133
1970-71	39	3	25	11	17	95	148
1969-70	38	9	25	4	22	77	130
1968-69	38	8	25	5	21	90	139
1967-68	37	12	22	3	27	80	115
TOTAL	589	148	346	95	391	1664	2345

PLAYOFF RECORD

1981-82	Lost to New York Islanders 3-2 in Preliminary Round —(Division Semi-finals)
1980-81	Lost to St. Louis 3-2 in Preliminary Round
1979-80	Lost to Boston 3-2 in Preliminary Round
1978-79	Eliminated Buffalo 2-1 in Preliminary Round Lost to Boston 4-0 in Quarter-final Round
1976-77	Lost to Toronto 2-1 in Preliminary Round
1975-76	Lost to Toronto 2-1 in Preliminary Round
1974-75	Eliminated St. Louis 2-0 in Preliminary Round Lost to New York Islanders 4-3 in Quarter-final Round
1971-72	Lost to Chicago 4-0 in Quarter-final Round
1969-70	Eliminated Oakland 4-0 in Quarter-final Round Lost to St. Louis 4-2 in Semi-final Round

PENGUIN COACHES & RECORDS

1967-68	George "Red" Sullivan
1968-69	George "Red" Sullivan
1969-70	Leonard "Red" Kelly
1970-71	Leonard "Red" Kelly
1971-72	Leonard "Red" Kelly
1972-73	Leonard "Red" Kelly & Ken Schinkel (Jan. 13, 1973)
1973-74	Ken Schinkel & Marc Boileau (Feb. 6, 1974)
1974-75	Marc Boileau
1975-76	Marc Boileau & Ken Schinkel (Jan. 17, 1976)
1976-77	Ken Schinkel
1977-78	Johnny Wilson
1978-79	Johnny Wilson
1979-80	Johnny Wilson
1980-81	Eddie Johnston
1981-82	Eddie Johnston

	Games	Won	Lost	Tied	Points	Percentage
Marc Boileau	151	66	61	24	156	.517
Ken Schinkel	203	83	92	28	194	.478
Johnny Wilson	240	91	105	44	226	.471
Eddie Johnston	160	61	73	26	148	.463
Red Kelly	274	90	132	52	232	.423
Red Sullivan	150	47	79	24	118	.393
TOTAL	1178	438	542	198	1074	.456

PENS ON RADIO & TELEVISION

The Penguins will broadcast all 80 games this season on the Pittsburgh Penguins Radio Network. KQV Radio (1410 AM) will be the flagship station. Other stations on the network include:

- WHJB-AM (620 AM) in Greensburg, Pa.
- WBVP-AM (1230 AM) in Beaver Falls, Pa.
- WEIR-AM (1430 AM) in Weirton, W. Va.
- WNUF-FM (100.7 FM) in Millvale, Pa.
- WCVI-AM (1340 AM) in Connellsville, Pa.
- WESA-AM (940 AM) in Charleroi, Pa.
- WESA-FM (98.0 FM) in Charleroi, Pa.

The Penguins will simulcast 20 games on WPGH-TV (Channel 53), and 16 games on WJNL-TV (Channel 19) in Johnstown.




Mike Lange
Voice of the Penguins

Mike Lange, the Voice of the Penguins will again handle all of the action on radio and television. This will be the eighth year for Lange, who has also done professional soccer and baseball and will also host the Friday night Sports Talk show on KQV at various times during the season.

1982-83 TV SCHEDULE

Tue.	Oct. 5	New Jersey Devils	7:30 PM
Thu.	Oct. 14	New York Islanders	8:00 PM
Thu.	Oct. 28	Philadelphia Flyers	7:30 PM
Thu.	Nov. 4	New Jersey Devils	7:30 PM
Thu.	Dec. 2	Washington Capitals	7:30 PM
Sun.	Dec. 12	Philadelphia Flyers	7:00 PM
Tue.	Dec. 21	Hartford Whalers	7:30 PM
Thu.	Dec. 23	Detroit Red Wings	7:30 PM
Tue.	Dec. 28	Washington Capitals	7:30 PM
Thu.	Jan. 13	Philadelphia Flyers	7:30 PM
Fri.	Jan. 28	Washington Capitals	8:00 PM
Mon.	Jan. 31	New Jersey Devils	7:30 PM**
Thu.	Feb. 10	Boston Bruins	7:30 PM**
Thu.	Feb. 17	New York Islanders	8:00 PM
Thu.	Feb. 24	Philadelphia Flyers	7:30 PM**
Mon.	Feb. 28	New York Rangers	7:30 PM
Fri.	Mar. 4	Buffalo Sabres	7:30 PM
Sat.	Mar. 12	Hartford Whalers	7:30 PM**
Sat.	Mar. 26	Washington Capitals	8:00 PM
Sat.	Apr. 2	New York Islanders	8:00 PM

** All games to be televised on WJNL-TV (Channel 19) in Johnstown, except the four games with asteriks.




PAUL BAXTER

Defense 5'11" 200 lbs.
 Age: 27 (October 25, 1955)
 Born: Winnipeg, Manitoba
 Shoots: Right
 Acquired: Signed as free agent



PAT BOUTETTE

Left Wing 5'8" 175 lbs.
 Age: 30 (March 1, 1952)
 Born: Windsor, Ontario
 Shoots: Left
 Acquired: Compensation from
 Hartford



Paul Baxter led the NHL in penalty minutes last year with 409, the second highest total in the league's history and most ever by a defenseman, but also added 43 points and gave the Penguins a versatile defenseman that could play it tough or play the point on the power play. He missed three games because of a shoulder injury and showed no effects of the hand injury of the previous year that sidelined him for 26 games. Paul led all scorers with 10 points against Washington last year.

Pat Boutette was the only Penguin to play in all 80 games last year, the sixth straight year he has played without missing a game. He was the club's third leading point-scorer with 74 points and finished second on the club in power play points (41). Pat had six three-point games and also led the club in goals with three during the playoffs with the Islanders. He was the winner of the Bill McCracken Memorial Award as the Unsung Hero for 1981-82.

Season Club	League	Regular Season					Playoffs				
		GP	G	A	PTS	PIM	GP	G	A	PTS	PIM
1974-75 Cleveland	WHA	5	0	0	0	0	-	-	-	-	-
1975-76 Syracuse	NAHL	3	1	2	3	9	-	-	-	-	-
1975-76 Cleveland	WHA	67	3	7	10	201	3	0	0	0	10
1976-77 Maine	NAHL	6	1	4	5	52	-	-	-	-	-
1976-77 Quebec	WHA	66	6	17	23	244	12	2	2	4	35
1977-78 Quebec	WHA	76	6	29	35	240	11	4	7	11	42
1978-79 Quebec	WHA	76	10	36	46	240	4	0	2	2	7
1979-80 Quebec	NHL	61	7	13	20	145	-	-	-	-	-
1980-81 Pittsburgh	NHL	51	5	14	19	204	5	0	1	1	28
1981-82 Pittsburgh	NHL	76	9	34	43	409	5	0	0	0	14
NHL Totals		188	21	61	82	753	10	0	1	1	42
PGH Totals		127	14	48	62	613	10	0	1	1	42

Season Club	League	Regular Season					Playoffs				
		GP	G	A	PTS	PIM	GP	G	A	PTS	PIM
1969-70 London	OHA	53	11	17	28	87	-	-	-	-	-
1970-71 U. of Minn.	WCHA	33	18	13	31	86	-	-	-	-	-
1971-72 U. of Minn.	WCHA	34	17	20	37	71	-	-	-	-	-
1972-73 U. of Minn.	WCHA	34	18	45	63	91	-	-	-	-	-
1973-74 Okla. City	CHL	70	17	34	51	118	10	0	7	7	35
1974-75 Okla. City	CHL	77	26	42	68	163	5	2	4	6	4
1975-76 Toronto	NHL	77	10	22	32	140	10	1	4	5	16
1976-77 Toronto	NHL	80	18	18	36	107	9	0	4	4	17
1977-78 Toronto	NHL	80	17	19	36	120	13	3	3	6	40
1978-79 Toronto	NHL	80	14	19	33	136	6	2	2	4	22
1979-80 Toronto	NHL	32	0	4	4	17	-	-	-	-	-
1979-80 Hartford	NHL	47	13	31	44	75	3	1	0	1	6
1980-81 Hartford	NHL	80	28	52	80	160	-	-	-	-	-
1981-82 Pittsburgh	NHL	80	23	51	74	230	5	3	1	4	8
NHL Totals		556	123	216	339	985	46	10	14	24	109
PGH Totals		80	23	51	74	230	5	3	1	4	8

RANDY BOYD

Defense 5'11" 192 lbs.

Age: 20 (January 23, 1962)

Born: Coniston, Ontario

Shoots: Left

Acquired: 1980 Amateur Draft
(3rd round)

Randy Boyd saw limited action last year with the Penguins, but with his impressive credentials from junior hockey, he should be ready to step in on a regular basis. He was the winner of the Max Kaminsky Trophy as the Most Outstanding Defenseman in the Ontario Hockey Association in 1980-81, but a miserable training camp earned him a ticket back to juniors for the first three months of the season. Injuries to his knee, heel and hand caused him to miss games with the Pens, but the experience of working with the team last year, including three playoff games will have Boyd on the right track for 1982-83.

Season Club	League	Regular Season					Playoffs				
		GP	G	A	PTS	PIM	GP	G	A	PTS	PIM
1979-80	Ottawa OHA	65	3	21	24	148	-	-	-	-	-
1980-81	Ottawa OHA	64	11	43	54	225	7	2	3	5	35
1981-82	Ottawa OHA	26	9	29	38	51	-	-	-	-	-
1981-82	Pittsburgh NHL	23	0	2	2	49	3	0	0	0	11
NHL Totals		23	0	2	2	49	3	0	0	0	11
PGH Totals		23	0	2	2	49	3	0	0	0	11

MIKE BULLARD

Center 5'10" 183 lbs.

Age: 21 (March 10, 1961)

Born: Ottawa, Ontario

Shoots: Left

Acquired: 1980 Amateur Draft
(1st round)

Mike Bullard led the National Hockey League in shooting percentage last year with a 25.5 mark based on 37 goals in just 145 shots on goal. Mike led the club in goals with 37 and game-winning goals with 5, but the game-winner that would have meant the most was the save in overtime by Billy Smith that enabled the Islanders to thwart the Pens upset bid. Mike had seven two-goal games, scored at least one point in 11 straight games and had a goal in 7 straight games. Mike set the club record for most goals by a rookie and was selected as the winner of the Michel Briere Memorial Trophy as the Penguin's Rookie of the Year and also the Player's Player Award.

Season Club	League	Regular Season					Playoffs				
		GP	G	A	PTS	PIM	GP	G	A	PTS	PIM
1978-79	Brantford OHA	66	43	56	99	66	-	-	-	-	-
1979-80	Brantford OHA	66	66	84	150	86	-	-	-	-	-
1980-81	Brantford OHA	42	47	60	107	55	6	4	5	9	10
1980-81	Pittsburgh NHL	15	1	2	3	19	4	3	3	6	0
1981-82	Pittsburgh NHL	75	36	27	63	91	5	1	1	2	4
NHL Totals		90	37	29	66	110	9	4	4	8	4
PGH Totals		90	37	29	66	110	9	4	4	8	4

RANDY CARLYLE

Defense 5'10" 200 lbs.
 Age: 26 (April 19, 1956)
 Born: Sudbury, Ontario
 Shoots: Left
 Acquired: Trade with Toronto in 1978




For the second year in a row Captain Randy Carlyle led the club in assists and finished second in points scored, but once again it was his leadership on the power play that enabled the Pens to lead the NHL with 99 power play goals. He was on the ice for 168 of the team's 310 goals. Randy played in his second NHL All Star game last year and now ranks sixth on Pittsburgh's all-time list for assists (193) and ninth in points scored (241).

Season Club	League	Regular Season					Playoffs				
		GP	G	A	PTS	PIM	GP	G	A	PTS	PIM
1973-74 Sudbury	OHA	12	0	8	8	21	-	-	-	-	-
1974-75 Sudbury	OHA	67	17	47	64	118	-	-	-	-	-
1975-76 Sudbury	OHA	60	15	64	79	126	-	-	-	-	-
1976-77 Dallas	CHL	26	2	7	9	63	-	-	-	-	-
1976-77 Toronto	NHL	45	0	5	5	51	9	0	1	1	20
1977-78 Dallas	CHL	21	3	14	17	31	-	-	-	-	-
1977-78 Toronto	NHL	49	2	11	13	31	7	0	1	1	8
1978-79 Pittsburgh	NHL	70	13	34	47	78	7	0	0	0	12
1979-80 Pittsburgh	NHL	67	8	28	36	45	5	1	0	1	4
1980-81 Pittsburgh	NHL	76	16	67	83	136	5	4	5	9	9
1981-82 Pittsburgh	NHL	73	11	64	75	131	5	1	3	4	16
NHL Totals		380	50	209	259	472	38	7	10	17	70
PGH Totals		286	48	193	241	390	22	6	8	14	41

Traded to **PITTSBURGH** by **TORONTO** with George Ferguson for Dave Burrows, June 13, 1978.

MARC CHORNEY

Defense 6'0" 200 lbs.
 Age: 22 (November 8, 1959)
 Born: Thunder Bay, Ontario
 Shoots: Left
 Acquired: 1979 Amateur Draft
 (6th round)



For the past two seasons, Marc Chorney has scored goals on the first shot on goal, but unfortunately, that is where his goal-scoring has ended with one. Last year the former All American defenseman from North Dakota played 60 games for the Pens.

Season Club	League	Regular Season					Playoffs				
		GP	G	A	PTS	PIM	GP	G	A	PTS	PIM
1979-80 Univ. N. Dakota	WCHA	39	7	38	45	54	-	-	-	-	-
1980-81 U. of N. Dakota	WCHA	35	8	34	42	72	-	-	-	-	-
1980-81 Pittsburgh	NHL	8	1	6	7	14	2	0	1	1	2
1981-82 Erie	AHL	6	1	3	4	4	-	-	-	-	-
1981-82 Pittsburgh	NHL	60	1	6	7	63	5	0	0	0	0
NHL Totals		68	2	12	14	77	7	0	1	1	2
PGH Totals		68	2	12	14	77	7	0	1	1	2

MICHEL DION

Goaltender 5'10" 184 lbs.
 Age: 28 (February 11, 1954)
 Born: Granby, Quebec
 Shoots: Right
 Acquired: Signed as Free Agent




There was no question who was the Most Valuable Player for the Penguins last year - Michel Dion. Named as the starting goalie in the NHL All Star game, Michel played in 62 games and tied the club record of 25 wins and 19 home wins. He was voted one of the three stars at least 20 times during the season and was the star of the game nine times including a stretch of three in a row when the Pens beat Montreal, Detroit and Winnipeg. He was also the mainstay in the Pens two home playoff wins, marking the first time since 1975 the Pens had won two playoff games at home. Michel won the Booster Club Star of the Game Award and finished third in the NHL voting for the Vezina Trophy, in a poll conducted by NHL General Managers.

Season	Club	League	Regular Season				Playoffs						
			GP	MP	GA	SO	AVG	GP	MP	GA	SO	AVG	
1972-73	Montreal	QJHL	8		39	0	4.87	-	-	-	-	-	-
1973-74	Montreal	QJHL	31	1836	135	0	4.41	-	-	-	-	-	-
1974-75	Mohawk Valley	NAHL	28	1476	96	0	3.90	3	189	9	0	3.00	
1974-75	Indianapolis	WHA	1	60	4	0	4.00	-	-	-	-	-	-
1975-76	Mohawk Valley	NAHL	22	1295	83	0	3.84	-	-	-	-	-	-
1975-76	Indianapolis	WHA	31	1860	85	0	2.74	3	126	5	0	3.26	
1976-77	Indianapolis	WHA	42	2286	128	1	3.36	4	245	17	0	4.16	
1977-78	Cincinnati	WHA	45	2356	140	4	3.57	-	-	-	-	-	-
1978-79	Cincinnati	WHA	30	1681	93	0	3.32	-	-	-	-	-	-
1979-80	Quebec	NHL	50	2773	171	2	3.70	-	-	-	-	-	-
1980-81	Indianapolis	CHL	6	364	19	0	3.13	-	-	-	-	-	-
1980-81	Quebec	NHL	12	688	61	0	5.32	-	-	-	-	-	-
1980-81	Winnipeg	NHL	14	757	61	0	4.83	-	-	-	-	-	-
1981-82	Pittsburgh	NHL	62	3580	226	0	3.79	5	304	22	0	4.34	
NHL Totals			138	7798	519	2	3.99	5	304	22	0	4.34	
PGH Totals			62	3580	226	0	3.79	5	304	22	0	4.34	

GARY EDWARDS

Goaltender 5'9" 165 lbs.
 Age: 34 (October 5, 1947)
 Born: Toronto, Ontario
 Shoots: Left
 Acquired: Trade with St. Louis
 in 1982



Gary Edwards will start the 1982-83 season as the backup to Michel Dion and the ten-year veteran will be playing for his sixth club since breaking in with Los Angeles in 1971. Gary played in six games last year with three wins and a tie and also recorded the club's only shutout when he blanked Colorado 6-0 on March 21st.

Season	Club	League	Regular Season					Playoffs				
			GP	MP	GA	SO	AVG	GP	MP	GA	SO	AVG
1968-68	St. Louis	NHL	1	4	0	0	0.00	-	-	-	-	-
1968-69	Kansas City	CHL	32	1760	92	4	3.00	4	240	18	0	4.50
1969-70	St. Louis	NHL	1	60	4	0	4.00	-	-	-	-	-
1969-70	San Diego	WHL	3	180	3	0	1.00	-	-	-	-	-
1969-70	Kansas City	CHL	34	2040	115	2	3.38	-	-	-	-	-
1970-71	San Diego	WHL	4	240	12	0	3.00	-	-	-	-	-
1970-71	Kansas City	CHL	35	1980	85	2	2.58	-	-	-	-	-
1971-72	Los Angeles	NHL	44	2503	150	2	3.59	-	-	-	-	-
1972-73	Los Angeles	NHL	27	1560	94	1	3.62	-	-	-	-	-
1973-74	Los Angeles	NHL	18	929	50	1	3.23	1	60	1	0	1.00
1974-75	Los Angeles	NHL	27	1561	61	3	2.34	-	-	-	-	-
1975-76	Los Angeles	NHL	29	1740	103	0	3.55	2	120	9	0	4.50
1976-77	Los Angeles	NHL	10	501	39	0	4.67	-	-	-	-	-
1976-77	Cleveland	NHL	17	999	68	2	4.08	-	-	-	-	-
1977-78	Cleveland	NHL	30	1700	128	0	4.52	-	-	-	-	-
1978-79	Minnesota	NHL	25	1337	83	0	3.72	-	-	-	-	-
1979-80	Minnesota	NHL	26	1539	82	0	3.20	7	337	22	0	3.92
1980-81	Edmonton	NHL	15	729	44	0	3.62	1	20	2	0	6.00
1981-82	St. Louis	NHL	10	480	45	1	5.63	-	-	-	-	-
1981-82	Pittsburgh	NHL	6	360	22	1	3.67	-	-	-	-	-
NHL Totals			286	16002	973	11	3.65	11	537	34	0	3.80
PGH Totals			6	360	22	1	3.67	-	-	-	-	-

Drafted by **BUFFALO** from **ST. LOUIS** in Expansion Draft, June 10, 1970. Drafted by **LOS ANGELES** from **BUFFALO** in Intra-league Draft, June 8, 1971. Traded to **CLEVELAND** by **LOS ANGELES** with Whitey Widing for goaltender Gary Simmons and Jim Moxey, January 22, 1977. Put on **MINNESOTA** Reserve List after Cleveland-Minnesota Dispersal Draft, June 15, 1978. Traded to **EDMONTON** by **MINNESOTA** for Edmonton's third round choice in 1982 Entry Draft, February 2, 1981. Traded to **PITTSBURGH** by **ST. LOUIS** for Pittsburgh's eighth round choice in 1984 Entry Draft, February 14, 1982.

MARIO FAUBERT


Defense 6'1" 190 lbs.
 Age: 27 (December 2, 1954)
 Born: Valleyfield, Quebec
 Shoots: Right
 Acquired: 1974 Amateur Draft
 (4th round)



The biggest question mark for 1982-83 will be the condition of Mario Faubert's broken leg that he suffered on November 18 against St. Louis. Mario had become an integral part of the power play when he was injured and missed the balance of the season after picking up 12 points in 14 games, including his first two-goal game against Philadelphia on November 7. Mario starts his eighth year in the organization, but the first weeks of training camp will go a long way in determining his future with the team.

GEORGE FERGUSON

Right Wing 6'0" 195 lbs.
 Age: 30 (August 2, 1952)
 Born: Trenton, Ontario
 Shoots: Right
 Acquired: Trade with Toronto in 1978



George Ferguson recorded his best scoring figures in his nine-year career in the NHL with 53 points and 22 goals and also led the club once again with three shorthanded goals and six shorthanded points. He has 12 career shorthanded goals with the Pens since coming to Pittsburgh with Randy Carlyle in 1978. He shares the NHL record of three goals in one period during playoff action and scored the 1979 overtime winner against Buffalo.

Season Club	League	Regular Season					Playoffs				
		GP	G	A	PTS	PIM	GP	G	A	PTS	PIM
1972-73 St. Louis U.	CCHA	38	3	36	39	68	-	-	-	-	-
1973-74 St. Louis U.	CCHA	40	8	35	43	62	-	-	-	-	-
1974-75 Hershey	AHL	54	13	21	34	76	11	2	7	9	4
1974-75 Pittsburgh	NHL	10	1	0	1	6	-	-	-	-	-
1975-76 Hershey	AHL	39	7	16	23	37	10	4	6	10	14
1975-76 Pittsburgh	NHL	21	1	8	9	10	-	-	-	-	-
1976-77 Hershey	AHL	32	8	19	27	42	-	-	-	-	-
1976-77 Pittsburgh	NHL	47	2	1	13	32	3	1	0	1	2
1977-78 Binghamton	AHL	7	0	3	3	12	-	-	-	-	-
1977-78 Pittsburgh	NHL	18	0	6	6	11	-	-	-	-	-
1978-79 Binghamton	AHL	73	7	33	40	50	10	3	7	10	6
1979-80 Pittsburgh	NHL	49	5	13	18	31	2	0	1	1	0
1980-81 Pittsburgh	NHL	72	8	44	52	118	5	1	1	2	4
1981-82 Pittsburgh	NHL	14	4	8	12	14	-	-	-	-	-
NHL Totals		231	21	90	111	222	10	2	2	4	6
PGH Totals		231	21	90	111	222	10	2	2	4	6

Season Club	League	Regular Season					Playoffs				
		GP	G	A	PTS	PIM	GP	G	A	PTS	PIM
1969-70 Oshawa	OHA	49	19	21	40	20	-	-	-	-	-
1970-71 Oshawa	OHA	8	2	0	2	19	-	-	-	-	-
1970-71 Toronto	OHA	53	12	15	27	83	-	-	-	-	-
1971-72 Toronto	OHA	62	36	56	92	104	-	-	-	-	-
1972-73 Toronto	NHL	72	10	13	23	34	-	-	-	-	-
1973-74 Okla. City	CHL	35	16	33	49	21	-	-	-	-	-
1973-74 Toronto	NHL	16	0	4	4	4	3	0	1	1	2
1974-75 Toronto	NHL	69	19	30	49	61	7	1	0	1	7
1975-76 Toronto	NHL	79	12	32	44	76	10	2	4	6	2
1976-77 Toronto	NHL	50	9	15	24	24	9	0	3	3	7
1977-78 Toronto	NHL	73	7	16	23	37	13	5	1	6	7
1978-79 Pittsburgh	NHL	80	21	29	50	37	7	2	1	3	0
1979-80 Pittsburgh	NHL	73	21	28	49	36	5	0	3	3	4
1980-81 Pittsburgh	NHL	79	25	18	43	42	5	2	6	8	9
1981-82 Pittsburgh	NHL	71	22	31	53	45	5	0	1	1	0
NHL Totals		662	146	216	362	396	64	12	20	32	38
PGH Totals		293	89	106	195	160	22	4	11	15	13

PAUL GARDNER


Center 6'0" 193 lbs.

Age: 26 (March 5, 1956)

Born: Fort Erie, Ontario

Shoots: Left

Acquired: Trade with Toronto in 1980



Despite missing 21 games with a broken jaw, Paul Gardner led the NHL in power play goals with 21, scoring the final PPG with three seconds left in the regular season. He was well on his way to a 50-goal season with 26 goals in 43 games before being sidelined by Winnipeg's Jimmy Mann. Since coming to Pittsburgh, Gardner has scored 70 goals and 143 points in 121 games. He is the only player ever to score four goals in a game for the Pens and has 39 goals and 74 points on the power play in the past two years. He had six two-goal games, plus a hat trick against Philadelphia on November 7th.

Season Club	League	Regular Season					Playoffs				
		GP	G	A	PTS	PIM	GP	G	A	PTS	PIM
1974-75 Oshawa	OHA	64	27	36	63	54	-	-	-	-	-
1975-76 Oshawa	OHA	65	69	75	144	75	-	-	-	-	-
1976-77 Rhode Island	AHL	14	10	4	14	12	-	-	-	-	-
1976-77 Colorado	NHL	60	30	29	59	25	-	-	-	-	-
1977-78 Colorado	NHL	46	30	22	52	29	-	-	-	-	-
1978-79 Colorado	NHL	54	23	26	49	32	-	-	-	-	-
1978-79 Toronto	NHL	11	7	2	9	0	6	0	1	1	4
1979 Toronto	NHL	45	11	13	24	10	-	-	-	-	-
1979-80 New Brunswick	AHL	20	11	16	27	14	15	10	5	15	12
1980-81 Springfield	NHL	14	9	12	21	6	-	-	-	-	-
1980-81 Pittsburgh	NHL	62	34	40	74	59	5	1	0	1	8
1981-82 Pittsburgh	NHL	59	36	33	69	28	5	1	5	6	2
NHL Totals		347	171	165	336	183	16	2	6	8	14
PGH Totals		121	70	73	143	87	10	2	5	7	10

Traded to **PITTSBURGH** by **TORONTO** with Dave Burrows for Paul Marshall and Kim Davis, November 18, 1980.

STEVE GATZOS


Right Wing 5'11" 182 lbs.

Age: 21 (June 22, 1961)

Born: Toronto, Ontario

Shoots: Right

Acquired: 1981 Entry Draft
(2nd round)



Steve Gatzos averaged nearly a point a game in the 16 games he played and scored his first NHL goal in his first game on his first shot on goal against Minnesota's Gilles Meloche. He scored goals in four of the first five NHL games he played and finished the season with a two-goal, three-point performance against the Islanders. He scored 78 goals and 128 points in his final year of junior play and with a year of experience in Pittsburgh and the American Hockey League, he should be ready to crack the starting lineup.

Season Club	League	Regular Season					Playoffs				
		GP	G	A	PTS	PIM	GP	G	A	PTS	PIM
1979-80 S. Ste. Marie	OHA	64	36	38	74	64	-	-	-	-	-
1980-81 S. Ste. Marie	OHA	68	78	50	128	114	19	16	9	25	23
1981-82 Erie	AHL	54	18	19	37	67	-	-	-	-	-
1981-82 Pittsburgh	NHL	16	6	8	14	14	1	0	0	0	0
NHL Totals		16	6	8	14	14	1	0	0	0	0
PGH Totals		16	6	8	14	14	1	0	0	0	0

PAT GRAHAM

Left Wing 6'1" 190 lbs.
 Age: 21 (May 25, 1961)
 Born: Toronto, Ontario
 Shoots: Left
 Acquired: 1980 Amateur Draft
 (6th round)



JIM HAMILTON

Left Wing 6'0" 180 lbs.
 Age: 25 (January 18, 1957)
 Born: Barrie, Ontario
 Shoots: Left
 Acquired: 1977 Amateur Draft
 (2nd round)



Pat Graham scored his first NHL goal on November 24th in Quebec against Dan Bouchard and the next night at home scored both goals in a 2-1 thriller against Montreal in front of a record setting crowd (16,033). Pat played in 42 games with the Pens, but a shoulder and knee injury and an assignment to Erie cut into his playing time in the NHL. He will be one of the young left wingers looking for a starting spot on the roster.

After scoring 27 goals with Erie in the AHL, Jim Hamilton came up to the Penguins in March and scored 8 points in 11 games before suffering a broken hand and ending his season. Now in his sixth year in the organization, Hamilton has all the tools to become a regular, especially with his skating and shooting ability.

Season Club	League	Regular Season					Playoffs				
		GP	G	A	PTS	PIM	GP	G	A	PTS	PIM
1978-79 Toronto	OHA	48	10	12	22	110	-	-	-	-	-
1979-80 Toronto	OHA	2	1	0	1	16	-	-	-	-	-
1979-80 Niagara Falls	OHA	59	31	32	63	75	-	-	-	-	-
1980-81 Niagara Falls	OHA	61	40	54	94	118	12	4	7	11	40
1981-82 Erie	AHL	9	4	4	8	4	-	-	-	-	-
1981-82 Pittsburgh	NHL	42	6	8	14	55	4	0	0	0	2
NHL Totals		42	6	8	14	55	4	0	0	0	2
PGH Totals		42	6	8	14	55	4	0	0	0	2

Season Club	League	Regular Season					Playoffs				
		GP	G	A	PTS	PIM	GP	G	A	PTS	PIM
1973-74 London	OHA	70	9	14	11	19	-	-	-	-	-
1974-75 London	OHA	68	17	24	41	108	-	-	-	-	-
1975-76 London	OHA	53	24	23	47	37	-	-	-	-	-
1976-77 London	OHA	65	39	53	92	40	-	-	-	-	-
1977-78 Gr. Rapids	IHL	22	7	15	22	12	-	-	-	-	-
1977-78 Binghamton	AHL	31	4	4	8	19	-	-	-	-	-
1977-78 Pittsburgh	NHL	25	2	4	6	2	-	-	-	-	-
1978-79 Binghamton	AHL	66	25	24	49	34	6	2	3	5	2
1978-79 Pittsburgh	NHL	2	0	0	0	0	4	3	0	3	0
1979-80 Syracuse	AHL	50	16	19	35	33	4	0	1	1	0
1979-80 Pittsburgh	NHL	10	2	0	2	0	-	-	-	-	-
1980-81 Binghamton	AHL	28	16	18	34	31	5	3	6	9	2
1980-81 Pittsburgh	NHL	20	1	6	7	18	1	0	0	0	0
1981-82 Erie	AHL	57	27	17	44	51	-	-	-	-	-
1981-82 Pittsburgh	NHL	11	5	3	8	2	-	-	-	-	-
NHL Totals		68	10	13	23	22	5	3	0	3	0
PGH Totals		68	10	13	23	22	5	3	0	3	0

GREG HOTHAM

Defense 5'11" 185 lbs.
 Age: 26 (March 7, 1956)
 Born: London, Ontario
 Shoots: Right
 Acquired: Trade with Toronto




Greg Hotham came to the Penguins in a mid-season deal with Toronto after being an all star defenseman in the Central Hockey League. Acquired as a replacement for Mario Faubert, Greg scored 7 of his 10 points on the power play and had an outstanding defensive series against the Islanders.

Season Club	League	Regular Season				Playoffs					
		GP	G	A	PTS	PIM	GP	G	A	PTS	PIM
1977-78 Dallas	CHL	-	-	-	-	-	5	0	2	2	7
1978-79 New Brunswick	AHL	76	9	27	36	86	5	0	2	2	6
1979-80 Toronto	NHL	46	3	10	13	10	-	-	-	-	-
1979-80 New Brunswick	AHL	21	1	6	7	10	17	2	8	10	26
1980-81 Toronto	NHL	11	1	1	2	11	-	-	-	-	-
1980-81 New Brunswick	AHL	68	8	48	56	80	11	1	6	7	16
1981-82 Toronto	NHL	3	0	0	0	0	-	-	-	-	-
1981-82 Cincinnati	CHL	46	10	33	43	94	-	-	-	-	-
1981-82 Pittsburgh	NHL	25	4	6	10	16	5	0	3	3	6
NHL Totals		85	8	17	25	37	5	0	3	3	6
PGH Totals		25	4	6	10	16	5	0	3	3	6

Traded by **TORONTO** to **PITTSBURGH** for sixth round choice in 1982 Entry Draft, February 3, 1982

RICK KEHOE

Right Wing 5'11" 180 lbs.
 Age: 31 (July 15, 1951)
 Born: Windsor, Ontario
 Shoots: Right
 Acquired: Trade with Toronto in 1974



For the third straight year, Rick Kehoe led the club in points scored and also led the club in power play points (50) and tied with Randy Carlyle for most power play assists (33). He scored his 300th NHL goal in November against Montreal and also scored his 7th hat trick against Boston on January 20th and scored 5 assists, including a record setting 4 power play assists against Philadelphia on February 20th. He is now second on the all-time list in goals (265), fifth in assists (259) and second in points (524) and first in power play goals (73) and power play points (158).

Kehoe had at least one shot in every game but one and scored both game winning goals, including the overtime goal in the Pens two wins against the Islanders in the playoffs. He also set a record of 12 points in the series with Philadelphia.

Season Club	League	Regular Season				Playoffs					
		GP	G	A	PTS	PIM	GP	G	A	PTS	PIM
1969-70 London	OHA	23	3	2	5	6	-	-	-	-	-
1969-70 Hamilton	OHA	32	2	4	6	77	-	-	-	-	-
1970-71 Hamilton	OHA	58	39	41	80	43	-	-	-	-	-
1971-72 Tulsa	CHL	32	18	21	39	20	-	-	-	-	-
1971-72 Toronto	NHL	38	8	8	16	4	2	0	0	0	2
1972-73 Toronto	NHL	77	33	42	75	20	-	-	-	-	-
1973-74 Toronto	NHL	69	18	22	40	8	-	-	-	-	-
1974-75 Pittsburgh	NHL	76	32	31	63	22	9	0	2	2	0
1975-76 Pittsburgh	NHL	71	29	47	76	6	3	0	0	0	0
1976-77 Pittsburgh	NHL	80	30	27	57	10	3	0	2	2	0
1977-78 Pittsburgh	NHL	70	29	21	50	10	-	-	-	-	-
1978-79 Pittsburgh	NHL	57	27	18	45	2	7	0	2	2	0
1979-80 Pittsburgh	NHL	79	30	30	60	4	5	2	5	7	0
1980-81 Pittsburgh	NHL	80	55	33	88	6	5	0	3	3	0
1981-82 Pittsburgh	NHL	71	33	52	85	8	5	2	3	5	2
NHL Totals		768	324	331	665	100	39	4	17	21	4
PGH Totals		584	265	259	524	68	37	4	17	21	2

Traded to **PITTSBURGH** by **TORONTO** for Blaine Stoughton and Pittsburgh's first round draft pick in 1977 Amateur Draft, September 13, 1974.

PETER LEE

Right Wing 5'9" 180 lbs.
 Age: 26 (January 2, 1956)
 Born: Ellesmere, England
 Shoots: Right
 Acquired: Trade with Montreal in 1977



Peter Lee had his lowest scoring totals (18-16-34) in the four full years he has been with the Pens and will have his work cut out for him in making the 1982-83 roster. He has 14 career goals against Washington and 12 against Montreal, but has never scored against Philadelphia in 19 games against the Flyers. He is also without a goal in 19 Stanley Cup playoff games.

Season Club	League	Regular Season					Playoffs				
		GP	G	A	PTS	PIM	GP	G	A	PTS	PIM
1971-72 Ottawa	OHA	12	1	0	1	0	-	-	-	-	-
1972-73 Ottawa	OHA	63	25	51	76	110	-	-	-	-	-
1973-74 Ottawa	OHA	69	38	42	80	40	-	-	-	-	-
1974-75 Ottawa	OHA	70	68	58	126	82	-	-	-	-	-
1975-76 Ottawa	OHA	66	81	80	161	59	-	-	-	-	-
1976-77 Nova Scotia	AHL	76	33	27	60	88	12	5	3	8	6
1977-78 Nova Scotia	AHL	23	8	11	19	25	-	-	-	-	-
1977-78 Pittsburgh	NHL	60	5	13	18	19	-	-	-	-	-
1978-79 Pittsburgh	NHL	80	32	26	58	24	7	0	3	3	0
1979-80 Pittsburgh	NHL	74	16	29	45	20	4	0	1	1	0
1980-81 Pittsburgh	NHL	80	30	34	64	86	5	0	4	1	4
1981-82 Pittsburgh	NHL	74	18	16	34	98	3	0	0	0	0
NHL Totals		368	101	118	219	247	19	0	8	8	4
PGH Totals		368	101	118	219	247	19	0	8	8	4

Traded to **PITTSBURGH** by **MONTREAL** with Pete Mahovlich for Pierre Larouche and rights to Peter Marsh, November 29, 1977.

RICK MACLEISH

Left Wing/Center 5'11" 185 lbs.
 Age: 32 (January 3, 1950)
 Born: Lindsay, Ontario
 Shoots: Left
 Acquired: Trade with Hartford



Rick MacLeish has had the reputation of a big-goal scorer and his 339 career goals put him among the best in the game. Rick scored 13 in 40 games with the Pens after coming here from Hartford. He has seven years in which he has scored 30 or more goals and twice hit for 49 or more including 50 in 1972-73.

Season Club	League	Regular Season					Playoffs				
		GP	G	A	PTS	PIM	GP	G	A	PTS	PIM
1970-71 Oklahoma City	CHL	46	13	15	28	93	-	-	-	-	-
1970-71 Philadelphia	NHL	26	2	4	6	19	4	1	0	1	0
1971-72 Philadelphia	NHL	17	1	2	3	9	-	-	-	-	-
1971-72 Richmond	AHL	42	24	11	35	33	-	-	-	-	-
1972-73 Philadelphia	NHL	78	50	50	100	69	10	3	4	7	2
1973-74 Philadelphia	NHL	78	32	45	77	42	17	13	9	22	20
1974-75 Philadelphia	NHL	80	38	41	79	50	17	11	9	20	8
1975-76 Philadelphia	NHL	51	22	23	45	16	-	-	-	-	-
1976-77 Philadelphia	NHL	79	49	48	97	42	10	4	9	13	2
1977-78 Philadelphia	NHL	76	31	39	70	33	12	7	9	16	4
1978-79 Philadelphia	NHL	71	26	32	58	47	7	0	1	1	0
1979-80 Philadelphia	NHL	78	31	35	66	28	19	9	6	15	2
1980-81 Philadelphia	NHL	78	38	36	74	25	12	5	5	10	0
1981-82 Hartford	NHL	34	6	16	22	16	-	-	-	-	-
1981-82 Pittsburgh	NHL	40	13	12	25	28	5	1	1	2	0
NHL Totals		786	339	383	722	424	113	54	53	107	38
PGH Totals		40	13	12	25	28	5	1	1	2	0

Traded to **PHILADELPHIA** by **BOSTON** with Danny Schock for Mike Walton, February 1, 1971. Traded to **HARTFORD** by **PHILADELPHIA** with Don Gillen, Blake Wesley and Philadelphia's first, second and third-round choice in the 1982 Entry Draft for Ray Allison, Fred Arthur and Hartford first and third-round choice in the 1982 Entry Draft, July 3, 1981. Traded to **PITTSBURGH** by **HARTFORD** for Russ Anderson, December 29, 1981.

GREG MALONE

Center 6'0" 190 lbs.
 Age: 26 (March 8, 1956)
 Born: Chatham, N.B.
 Shoots: Left
 Acquired: 1976 Amateur Draft
 (2nd round)



Greg Malone is one of seven Penguins to have played in over 400 games with Pittsburgh and ranks seventh on the all-time scoring list with 303 points, just four points away from sixth place. He is also fifth all-time in goals scored with 126. Malone serves as the club's player representative and also shares the club record of six assists and six points in one game.

Season Club	League	Regular Season					Playoffs					
		GP	G	A	PTS	PIM	GP	G	A	PTS	PIM	
1973-74	Oshawa	OHA	62	11	45	56	63	-	-	-	-	-
1974-75	Oshawa	OHA	68	37	41	56	63	-	-	-	-	-
1975-76	Oshawa	OHA	61	36	36	72	75	-	-	-	-	-
1976-77	Pittsburgh	NHL	66	18	19	37	43	3	1	1	2	2
1977-78	Pittsburgh	NHL	78	18	43	61	80	-	-	-	-	-
1978-79	Pittsburgh	NHL	80	35	30	65	52	7	0	1	1	10
1979-80	Pittsburgh	NHL	51	19	32	51	46	-	-	-	-	-
1980-81	Pittsburgh	NHL	62	21	29	50	68	5	2	3	5	16
1981-82	Pittsburgh	NHL	78	15	24	39	125	3	0	0	0	4
NHL Totals			415	126	177	293	414	18	3	5	8	32
PGH Totals			415	126	177	293	414	18	3	5	8	32

KEVIN McCLELLAND

Center 6'0" 180 lbs.
 Age: 20 (July 4, 1962)
 Born: Oshawa, Ontario
 Shoots: Right
 Acquired: Compensation
 from Hartford




A separated shoulder in training camp last year cost Kevin McClelland a spot on the roster last year. After he recovered, he returned to Niagara Falls in the Ontario Hockey Association and scored 36 goals, 47 assists, 83 points in 46 games. He scored his first NHL goal against Washington on March 31 and played in all five playoff games against the Islanders picking up his first playoff goal. Kevin came to the Pens as part of compensation for Greg Millen in 1981, but is now ready to make a full-time contribution to the Penguins.

Season Club	League	Regular Season					Playoffs					
		GP	G	A	PTS	PIM	GP	G	A	PTS	PIM	
1979-80	Niagara Falls	OHA	67	14	14	28	71	-	-	-	-	-
1980-81	Niagara Falls	OHA	68	36	72	108	186	12	8	13	21	42
1981-82	Niagara Falls	OHA	46	36	47	83	184	-	-	-	-	-
1981-82	Pittsburgh	NHL	10	1	4	5	4	5	1	1	2	5
NHL Totals			10	1	4	5	4	5	1	1	2	5
PGH Totals			10	1	4	5	4	5	1	1	2	5

PAT PRICE

Defense 6'2" 200 lbs.
 Age: 27 (March 24, 1955)
 Born: Nelson, B.C.
 Shoots: Left
 Acquired: Trade with Edmonton
 in 1981



Pat Price led all defensemen in the plus/minus category last year with a plus three mark, on a team that allowed more goals against than for. Pat also had his best year point-wise with 38 and also had 322 penalty minutes, second high on the club. An out-spoken player, Pat was a first round draft choice by the Islanders, but spent a year in the World Hockey Association before coming to the NHL.

Season Club	League	Regular Season					Playoffs				
		GP	G	A	PTS	PIM	GP	G	A	PTS	PIM
1970-71	Saskatoon WCHL	66	2	16	18	56					
1971-72	Saskatoon WCHL	66	10	48	58	85					
1972-73	Saskatoon WCHL	67	12	56	68	134					
1973-74	Saskatoon WCHL	67	27	68	95	147					
1974-75	Vancouver WHA	68	5	29	34	15					
1975-76	NY Islanders NHL	4	0	2	2	2					
1975-76	Fort Worth CHL	72	6	44	50	119					
1976-77	NY Islanders NHL	71	3	22	25	25	10	0	1	1	2
1977-78	Rochester AHL	5	2	1	3	9					
1977-78	NY Islanders NHL	52	2	10	12	27	5	0	1	1	2
1978-79	NY Islanders NHL	55	3	11	14	50	7	0	1	1	25
1979-80	Edmonton NHL	75	11	21	32	134	3	0	0	0	11
1980-81	Edmonton NHL	59	8	24	32	193					
1980-81	Pittsburgh NHL	13	0	10	10	33	5	1	1	2	21
1981-82	Pittsburgh NHL	77	7	31	38	322	5	0	0	0	28
NHL Totals		406	34	131	165	786	35	1	4	5	89
PGH Totals		90	7	41	48	355	10	1	1	2	49

Traded to PITTSBURGH by EDMONTON for Pat Hughes, Mar. 10, 1981

NICK RICCI

Goaltender 5'10" 160 lbs.
 Age: 23 (June 3, 1959)
 Born: Niagara Falls, Ontario
 Shoots: Left
 Acquired: 1979 Amateur Draft
 (5th round)



Nick Ricci played 40 games for the Erie Blades in the American Hockey League last year and just three games for the Penguins. He is starting his third year in the organization and should see plenty of ice time with the Baltimore Skipjacks in the AHL.

Season Club	League	Regular Season					Playoffs				
		GP	MP	GA	SO	AVG	GP	MP	GA	SO	AVG
1978-79	Niagara Falls OHA	52	3129	183	3	3.49	-	-	-	-	-
1979-80	Grand Rapids IHL	29	1585	113	1	4.28	-	-	-	-	-
1979-80	Pittsburgh NHL	4	240	14	0	3.50	-	-	-	-	-
1980-81	Binghamton AHL	8	359	34	0	5.68	-	-	-	-	-
1980-81	Pittsburgh NHL	9	540	35	0	3.89	-	-	-	-	-
1981-82	Erie AHL	40	2254	175	0	4.66	-	-	-	-	-
1981-82	Pittsburgh NHL	3	160	14	0	5.24	-	-	-	-	-
NHL Totals		16	940	63	0	4.02	-	-	-	-	-
PGH Totals		16	940	63	0	4.02	-	-	-	-	-

GARY RISSLING

Left Wing 5'9" 175 lbs.
 Age: 26 (August 8, 1956)
 Born: Saskatoon, Sask.
 Shoots: Left
 Acquired: Trade with Washington



When Gary Rissling takes to the ice, it means only one thing—aggressive hockey and plenty of excitement. Although he has only one goal and 200 minutes over two years with the Pens, he has shown the ability to score during training camp and had 7 goals in 29 games with Erie in the AHL.

Season Club	League	Regular Season					Playoffs				
		GP	G	A	PTS	PIM	GP	G	A	PTS	PIM
1973-74 Edmonton	AJHL	46	29	31	60	132	-	-	-	-	-
1974-75 Edmonton	WCHL	69	19	35	54	228	-	-	-	-	-
1975-76 Edmonton	WCHL	18	5	9	14	25	-	-	-	-	-
1975-76 Calgary	WCHL	47	29	38	67	196	-	-	-	-	-
1976-77 Calgary	WCHL	68	40	40	89	317	-	-	-	-	-
1977-78 Port Huron	IHL	79	29	34	63	341	-	-	-	-	-
1978-79 Washington	NHL	26	3	3	6	127	-	-	-	-	-
1978-79 Hershey	AHL	52	14	20	34	337	4	0	0	0	18
1979-80 Washington	NHL	11	0	1	1	49	-	-	-	-	-
1970-80 Hershey	AHL	46	16	24	40	279	14	3	5	8	87
1980-81 Birmingham	CHL	19	5	7	12	161	-	-	-	-	-
1980-81 Hershey	AHL	4	1	1	2	74	-	-	-	-	-
1980-81 Pittsburgh	NHL	26	1	0	1	143	5	0	1	1	4
1981-82 Erie	AHL	29	7	15	22	185	-	-	-	-	-
1981-82 Pittsburgh	NHL	16	0	0	0	55	-	-	-	-	-
NHL Totals		79	4	4	8	374	5	0	1	1	4
PGH Totals		42	1	0	1	198	5	0	1	1	4

Traded to **PITTSBURGH** by **WASHINGTON** for 5th round draft choice in 1981, January 2, 1981.

ANDRE ST. LAURENT

Center 5'10" 180 lbs.
 Age: 29 (February 16, 1953)
 Born: Rouyn-Norana, Quebec
 Shoots: Right
 Acquired: Claimed on waivers
 from Los Angeles




Andre St. Laurent was a question mark when he joined the Penguins in March because of back problems, but the defensive job he did on Bryan Trottier in the playoffs, keeping him pointless for two games almost enabled the Pens to upset the Islanders. He scored 8 goals in 15 games, but seven of those goals came in three games when he scored a hat trick at Quebec and two-goal games against Washington and the New York Rangers.

Season Club	League	Regular Season					Playoffs				
		GP	G	A	PTS	PIM	GP	G	A	PTS	PIM
1973-74 NY Islanders	NHL	42	5	9	14	18	-	-	-	-	-
1973-74 Fort Worth	CHL	32	14	19	33	53	5	2	2	4	12
1974-75 NY Islanders	NHL	78	14	27	41	60	15	2	2	4	6
1975-76 Fort Worth	CHL	3	1	2	3	2	-	-	-	-	-
1975-76 NY Islanders	NHL	67	9	17	26	56	13	1	5	6	15
1976-77 NY Islanders	NHL	72	10	13	23	55	12	1	2	3	6
1977-78 NY Islanders	NHL	2	0	0	0	2	-	-	-	-	-
1977-78 Detroit	NHL	77	31	39	70	108	7	1	1	2	4
1978-79 Detroit	NHL	76	18	31	49	124	-	-	-	-	-
1979-80 Los Angeles	NHL	77	6	24	30	86	4	1	0	1	0
1980-81 Fort Worth	CHL	12	1	14	15	36	-	-	-	-	-
1980-81 Los Angeles	NHL	22	10	6	16	63	3	0	1	1	9
1981-82 New Haven	AHL	28	7	9	16	58	-	-	-	-	-
1981-82 Los Angeles	NHL	16	2	6	28	-	-	-	-	-	-
1981-82 Pittsburgh	NHL	18	8	5	13	4	5	2	1	3	8
NHL Totals		547	113	175	288	606	59	8	12	20	48
PGH Totals		18	8	5	13	4	5	2	1	3	8

Traded to **DETROIT** by **NY ISLANDERS** for Michel Bergeron, October 20, 1977. Traded to **LOS ANGELES** by **DETROIT** with Detroit first-round choice in the 1980 Entry Draft and Detroit's first-round choice in the 1981 Entry Draft for Dale McCourt, August 22, 1979. Claimed on waivers by **PITTSBURGH**, February 24, 1982.

ROD SCHUTT

Left Wing 5'10" 185 lbs.
 Age: 26 (October 13, 1956)
 Born: Bancroft, Ontario
 Shoots: Left
 Acquired: Trade with Montreal
 in 1978



DOUG SHEDDEN

Center 6'0" 184 lbs.
 Age: 21 (April 29, 1961)
 Born: Wallaceburg, Ontario
 Shoots: Right
 Acquired: 1980 Amateur Draft
 (5th round)



Rod Schutt had two seasons last year. The first came when he earned a demotion to Erie for 35 games and the second season came when he returned to Pittsburgh and scored 15 points in 20 games and had another big series in the playoffs. Now in his fifth year with the Penguins, Schutt will have to play steady two-way hockey to retain his spot on the roster.

Doug Shedden picked up his first NHL point in his first game, his first goal in the fourth game and his first hat trick on January 2 against Hartford. He also shared the Player of the Week award with Wayne Gretzky when he scored 8 points in four games in January. He failed to score in 15 games and was returned to Erie in the AHL for the balance of the season. He is one of the young players the Pens will be counting on to move up and stay up for 1982-83.


Season Club	League	Regular Season					Playoffs							
		GP	G	A	PTS	PIM	GP	G	A	PTS	PIM			
1972-73	Pembroke	CJHL	55	31	55	86	61	-	-	-	-	-	-	-
1973-74	Sudbury	OHA	67	15	41	56	47	-	-	-	-	-	-	-
1974-75	Sudbury	OHA	69	43	61	104	66	-	-	-	-	-	-	-
1975-76	Sudbury	OHA	63	72	63	135	42	-	-	-	-	-	-	-
1976-77	Nova Scotia	AHL	80	33	51	84	56	12	8	8	16	4	-	-
1977-78	Nova Scotia	AHL	77	36	44	80	57	11	4	7	11	2	-	-
1977-78	Montreal	NHL	2	0	0	0	0	-	-	-	-	-	-	-
1978-79	Pittsburgh	NHL	74	24	21	45	33	7	2	0	2	4	-	-
1979-80	Pittsburgh	NHL	73	18	21	39	43	5	2	1	3	6	-	-
1980-81	Pittsburgh	NHL	80	25	35	60	55	5	3	3	6	16	-	-
1981-82	Erie	AHL	35	12	15	27	40	-	-	-	-	-	-	-
1981-82	Pittsburgh	NHL	35	9	12	21	42	5	1	2	3	0	-	-
NHL Totals			264	76	89	165	173	22	8	6	14	26	-	-
PGH Totals			262	76	89	165	173	22	8	6	14	26	-	-

Traded to **PITTSBURGH** by **MONTREAL** for Pittsburgh's first choice in 1981 Amateur Draft, October 18, 1978.

Season Club	League	Regular Season					Playoffs							
		GP	G	A	PTS	PIM	GP	G	A	PTS	PIM			
1977-78	Kitchener	OHA	18	5	7	12	14	-	-	-	-	-	-	-
1977-78	Hamilton	OHA	32	1	9	10	32	-	-	-	-	-	-	-
1978-79	Kitchener	OHA	65	16	42	58	29	-	-	-	-	-	-	-
1979-80	Kitchener	OHA	16	10	16	26	26	-	-	-	-	-	-	-
1979-80	S. S. Marie	OHA	45	30	44	74	59	-	-	-	-	-	-	-
1980-81	S. S. Marie	OHA	66	51	72	123	114	19	16	22	38	10	-	-
1981-82	Erie	AHL	17	4	6	10	14	-	-	-	-	-	-	-
1981-82	Pittsburgh	NHL	38	10	15	25	12	-	-	-	-	-	-	-
NHL Totals			38	10	15	25	12	-	-	-	-	-	-	-
PGH Totals			38	10	15	25	12	-	-	-	-	-	-	-

BOB SIMPSON

Left Wing 6'0" 190 lbs.
 Age: 25 (November 17, 1956)
 Born: Caughnawaga, Quebec
 Shoots: Left
 Acquired: Signed as free agent
 in 1981




Bobby Simpson broke into the Pittsburgh lineup in December with a two-goal game against Washington and a three-assist night against Hartford in his first two games with the Pens. He scored 9 goals and 9 assists for 18 points in 26 games with the Pens.

Season Club	League	Regular Season					Playoffs				
		GP	G	A	PTS	PIM	GP	G	A	PTS	PIM
1976-77 Atlanta	NHL	72	13	10	23	45	2	0	1	1	0
1977-78 Tulsa	CHL	14	8	8	16	34	-	-	-	-	-
1977-78 Atlanta	NHL	55	10	8	18	49	2	0	0	0	2
1978-79 Tulsa	CHL	49	14	19	33	38	-	-	-	-	-
1979-80 St. Louis	NHL	18	2	2	4	0	-	-	-	-	-
1979-80 Salt Lake	CHL	41	19	12	31	58	12	4	5	9	9
1980-81 Salt Lake	CHL	8	2	1	3	4	-	-	-	-	-
1980-81 Muskegon	IHL	42	17	26	43	42	3	2	1	3	0
1981-82 Erie	AHL	48	25	23	48	45	-	-	-	-	-
1981-82 Pittsburgh	NHL	26	9	9	18	4	2	0	0	0	0
NHL Totals		171	34	29	63	98	6	0	1	1	2
PGH Totals		26	9	9	18	4	2	0	0	0	0

Traded to **ST. LOUIS** by **ATLANTA** for Curt Bennett, May 24, 1979.
 Claimed by St. Louis as fill in Expansion Draft, June 13, 1979.

DENIS HERRON

Goaltender 5'11" 165 lbs.
 Age: 30 (June 18, 1952)
 Born: Chambly, Quebec
 Acquired: Trade with Montreal
 in 1982



Dennis Herron returns to the Penguins for the third tour of duty. He has shared the Vezina Trophy and Bill Jennings Trophy the past two years in Montreal and last year led the league with a 2.64 goals against average and 3 shutouts. Herron was beaten 2-1 by Pittsburgh on November 25 last year in his only appearance against the Pens in 1981-82.

Season Club	League	Regular Season					Playoffs				
		GP	MP	GA	SO	AVG	GP	MP	GA	SO	AVG
1972-72 Pittsburgh	NHL	18	967	55	2	3.41	-	-	-	-	-
1972-73 Hershey	AHL	21	1185	63	0	3.19	4	240	16	0	4.00
1973-74 Pittsburgh	NHL	5	260	18	0	4.15	-	-	-	-	-
1973-74 Salt Lake	WHL	9	530	32	0	3.62	-	-	-	-	-
1973-74 Hershey	AHL	17	977	568	0	3.22	4	242	7	0	1.73
1974-75 Hershey	AHL	12	615	45	0	4.39	-	-	-	-	-
1974-75 Pittsburgh	NHL	3	108	11	0	6.11	-	-	-	-	-
1974-75 Kansas City	NHL	22	1280	80	0	3.75	-	-	-	-	-
1975-76 Kansas City	NHL	64	3620	243	0	4.03	-	-	-	-	-
1976-77 Pittsburgh	NHL	34	1920	94	1	2.94	3	180	11	0	3.67
1977-78 Pittsburgh	NHL	60	3534	210	0	3.57	-	-	-	-	-
1978-79 Pittsburgh	NHL	57	3208	180	0	3.37	7	421	24	0	3.42
1979-80 Montreal	NHL	34	1909	80	0	2.51	5	300	15	0	3.00
1980-81 Montreal	NHL	25	1147	67	1	3.50	-	-	-	-	-
1981-82 Montreal	NHL	27	1547	68	3	2.64	-	-	-	-	-
NHL Totals		348	19500	1106	7	3.40	15	901	50	0	3.33
PGH Totals		176	9997	568	3	3.23	10	601	34	0	3.40

Traded to **KANSAS CITY** by **PITTSBURGH** with Jean-Guy Lagace for goaltender Michel Plasse, January 10, 1975. Signed by **PITTSBURGH** as free agent, August 7, 1976. Colorado (Kansas City) received from **PITTSBURGH** goaltender Michel Plasse and Simon Nolet as compensation. Traded to **MONTREAL** by **PITTSBURGH** with Pittsburgh's second round choice (Jocelyn Gauvreau) in 1982 Entry Draft for Pat Hughes and Robert Holland, August 30, 1979. Traded to **PITTSBURGH** by **MONTREAL** for third round Entry Draft choice in 1985.

ROD BUSKAS

Defense 6'1" 197 lbs.
 Age: 21 (January 7, 1961)
 Born: Wetaskiwin, Alta.
 Shoots: Right
 Acquired: 1981 Entry Draft
 (6th round)



Season Club	League	Regular Season					Playoffs				
		GP	G	A	PTS	PIM	GP	G	A	PTS	PIM
1979-80 Medicine Hat	WHL	72	7	40	47	284	-	-	-	-	-
1980-81 Medicine Hat	WHL	72	14	46	60	164	5	1	1	2	8
1981-82 Erie	AHL	69	1	18	19	78	-	-	-	-	-

DEAN DEFAZIO

Left Wing 5'11" 183 lbs.
 Age: 19 (April 16, 1963)
 Born: Ottawa, Ontario
 Shoots: Left
 Acquired: 1981 Entry Draft
 (9th round)



Season Club	League	Regular Season					Playoffs				
		GP	G	A	PTS	PIM	GP	G	A	PTS	PIM
1979-80 Ottawa Tier II		47	27	25	52	80	-	-	-	-	-
1980-81 Brantford	OHA	60	6	13	19	104	6	1	0	1	19
1981-82 Sudbury	OHA	60	23	38	61	111	-	-	-	-	-

PAUL EDWARDS

Defense 6'2" 190 lbs.
 Age: 19 (January 23, 1963)
 Born: Kitchener, Ontario
 Shoots: Left
 Acquired: 1981 Entry Draft (6th round)



Season Club	League	Regular Season					Playoffs				
		GP	G	A	PTS	PIM	GP	G	A	PTS	PIM
1979-80 Kitch. Midgets		29	5	17	22	-	-	-	-	-	
1980-81 Oshawa	OHA	64	5	11	16	109	9	0	1	1	22
1981-82 Oshawa	OHA	45	1	10	11	44	-	-	-	-	-

TONY FELTRIN

Defense 6'11" 185 lbs.
 Age: 20 (December 6, 1961)
 Born: Ladysmith, B.C.
 Shoots: Left
 Acquired: 1980 Amateur Draft (4th round)



Season Club	League	Regular Season					Playoffs				
		GP	G	A	PTS	PIM	GP	G	A	PTS	PIM
1978-79 Victoria	WCHL	47	2	11	13	119	-	-	-	-	-
1979-80 Victoria	WCHL	71	6	25	31	138	-	-	-	-	-
1980-81 Victoria	WCHL	43	4	25	29	81	-	-	-	-	-
1980-81 Pittsburgh	NHL	2	0	0	0	0	-	-	-	-	-
1981-82 Erie	AHL	72	4	15	19	117	-	-	-	-	-
1981-82 Pittsburgh	NHL	5	0	0	0	4	-	-	-	-	-
NHL Totals		7	0	0	0	4	-	-	-	-	-
PGH Totals		7	0	0	0	4	-	-	-	-	-

ROB GARNER

Center 5'11" 180 lbs.
 Age: 23 (August 17, 1958)
 Born: Weston, Ontario
 Shoots: Left
 Acquired: 1978 Amateur Draft (5th round)



Season Club	League	Regular Season					Playoffs				
		GP	G	A	PTS	PIM	GP	G	A	PTS	PIM
1975-76 Toronto	OHA	37	6	8	14	20	-	-	-	-	-
1976-77 Toronto	OHA	62	31	35	66	58	-	-	-	-	-
1977-78 Toronto	OHA	48	38	35	73	111	-	-	-	-	-
1978-79 Binghamton	AHL	77	15	19	34	97	10	5	3	8	19
1979-80 Cincinnati	CHL	27	5	8	13	36	-	-	-	-	-
1979-80 Syracuse	AHL	46	12	13	25	21	4	0	1	1	21
1980-81 Binghamton	AHL	62	18	20	38	77	6	1	6	7	13
1981-82 Erie	AHL	75	25	27	52	60	-	-	-	-	-
NHL Totals		-	-	-	-	-	-	-	-	-	-
PGH Totals		-	-	-	-	-	-	-	-	-	-

ROBERT GEALE

Center 5'11" 175 lbs.
 Age: 20 (April 17, 1962)
 Born: Edmonton, Atla.
 Shoots: Right
 Acquired: 1980 Amateur Draft 8th round



Season Club	League	Regular Season					Playoffs				
		GP	G	A	PTS	PIM	GP	G	A	PTS	PIM
1979-80 Portland	WCHL	72	17	29	46	32	-	-	-	-	-
1980-81 Portland	WCHL	54	30	32	62	54	-	-	-	-	-
1981-82 Portland	WCHL	72	31	54	85	89	-	-	-	-	-

DAVID HANNAN

Center 5'10" 173 lbs.
 Age: 20 (November 26, 1961)
 Born: Sudbury, Ontario
 Shoots: Left
 Acquired: 1981 Entry Draft (10th round)



Season Club	League	Regular Season					Playoffs				
		GP	G	A	PTS	PIM	GP	G	A	PTS	PIM
1979-80 Brantford	OHA	53	16	20	36	57	-	-	-	-	-
1980-81 Brantford	OHA	56	46	35	81	155	6	2	4	6	20
1981-82 Erie	AHL	76	33	37	70	129	-	-	-	-	-
1981-82 Pittsburgh	NHL	1	0	0	0	0	-	-	-	-	-
NHL Totals		1	0	0	0	0	-	-	-	-	-
PGH Totals		1	0	0	0	0	-	-	-	-	-

MITCH LAMOUREUX

Center 5'6" 185 lbs.
 Age: 20 (August 22, 1962)
 Born: Ottawa, Ontario
 Shoots: Left
 Acquired: 1981 Entry Draft (8th round)



Season Club	League	Regular Season					Playoffs				
		GP	G	A	PTS	PIM	GP	G	A	PTS	PIM
1979-80 Oshawa	OHA	67	28	48	76	63	-	-	-	-	-
1980-81 Oshawa	OHA	63	50	69	119	256	11	11	13	24	57
1981-82 Oshawa	OHA	66	43	78	121	275	-	-	-	-	-

GORDON LAXTON


Goaltender 5'10" 200 lbs.
 Age: 27 (March 16, 1955)
 Born: Montreal, Quebec
 Shoots: Left
 Acquired: 1975 Amateur Draft (1st round)



Season Club	League	Regular Season					Playoffs				
		GP	MP	GA	SO	AVG	GP	MP	GA	SO	AVG
1973-74 N. Westminster	WCHL	25	1291	72	0	3.35	-	-	-	-	-
1974-75 N. Westminster	WCHL	70	3980	238	3	3.59	-	-	-	-	-
1975-76 Hershey	AHL	1	1857	104	0	3.36	6	309	19	0	3.69
1975-76 Pittsburgh	NHL	8	414	31	0	4.49	-	-	-	-	-
1976-77 Hershey	AHL	18	958	80	0	5.01	-	-	-	-	-
1976-77 Pittsburgh	NHL	6	253	26	0	6.17	-	-	-	-	-
1977-78 Grand Rapids	IHL	45	2651	183	0	4.14	-	-	-	-	-
1977-78 Pittsburgh	NHL	2	73	9	0	7.40	-	-	-	-	-
1978-79 Grand Rapids	IHL	63	3742	192	3	3.08	19	1178	.81	1	4.13
1978-79 Pittsburgh	NHL	1	60	8	0	8.00	-	-	-	-	-
1979-80 Syracuse	AHL	2	69	11	0	9.56	-	-	-	-	-
1979-80 Grand Rapids	IHL	20	1197	90	0	4.51	-	-	-	-	-
1980-81 Binghamton	AHL	2	118	12	0	6.10	-	-	-	-	-
1980-81 Port Huron	IHL	52	2923	207	0	4.25	3	191	12	0	3.77
1981-82 Erie	AHL	31	1672	172	0	6.17	-	-	-	-	-
NHL Totals		17	800	74	0	5.55	-	-	-	-	-
PGH Totals		17	800	74	0	5.55	-	-	-	-	-

BRIAN LUNDBERG

Defense 5'11" 190 lbs.
 Age: 22 (June 5, 1960)
 Born: Burnaby, B.C.
 Shoots: Right
 Acquired: 1980 Amateur Draft 9th round



Season Club	League	Regular Season					Playoffs				
		GP	G	A	PTS	PIM	GP	G	A	PTS	PIM
1979-80 Michigan U.	NCAA	37	2	14	16	94	-	-	-	-	-
1980-81 Michigan U.	NCAA	40	1	6	7	42	-	-	-	-	-
1981-82 Erie	AHL	10	0	4	4	6	-	-	-	-	-

NORM SCHMIDT

Defense 5'11" 190 lbs.
 Age: 19 (January 24, 1963)
 Born: Saulte Ste. Marie, Ontario
 Shoots: Right
 Acquired: 1981 Entry Draft (4th round)



Season Club	League	Regular Season					Playoffs				
		GP	G	A	PTS	PIM	GP	G	A	PTS	PIM
1978-79 S. S. M. Jr. B		68	8	16	24		-	-	-	-	-
1980-81 Oshawa	OHA	65	12	25	37	73	11	2	5	7	25
1981-82 Oshawa	OHA	67	13	48	61	172	-	-	-	-	-

TOM THORNBURY

Defense 5'11" 175 lbs.
 Age: 19 (March 17, 1963)
 Born: Lindsay, Ontario
 Shoots: Right
 Acquired: 1981 Entry Draft
 (3rd round)



Season Club	League	Regular Season					Playoffs				
		GP	G	A	PTS	PIM	GP	G	A	PTS	PIM
1978-79 Aurora Tier II		44	19	30	49	84	-	-	-	-	-
1980-81 Niagara Falls	OHA	60	15	22	37	136	12	1	5	6	31
1981-82 Niagara Falls	OHA	43	11	22	33	65	-	-	-	-	-

BENNETT WOLF

Defense 6'3" 205 lbs.
 Age: 23 (October 23, 1959)
 Born: Kitchener, Ontario
 Shoots: Right
 Acquired: 1979 Amateur Draft
 (3rd round)



Season Club	League	Regular Season					Playoffs				
		GP	G	A	PTS	PIM	GP	G	A	PTS	PIM
1976-77 Kitchener	OHA	7	0	1	1	16	-	-	-	-	-
1977-78 Toronto	OHA	66	3	13	16	334	-	-	-	-	-
1978-79 Toronto/ Kitchener	OHA	47	3	18	21	281	-	-	-	-	-
1979-80 Gr. Rapids	IHL	51	3	14	17	417	-	-	-	-	-
1979-80 Syracuse	AHL	-	-	-	-	-	4	0	0	0	39
1980-81 Binghamton	AHL	14	2	2	4	106	-	-	-	-	-
1980-81 Pittsburgh	NHL	24	0	1	1	94	-	-	-	-	-
1981-82 Erie	AHL	45	0	4	4	153	-	-	-	-	-
1981-82 Pittsburgh	NHL	1	0	0	0	2	-	-	-	-	-
NHL Totals		25	0	1	1	96	-	-	-	-	-
PGH Totals		24	0	1	1	94	-	-	-	-	-

PENGUINS AMATEUR DRAFT CHOICES

1969 AMATEUR DRAFT

Rd.	Player	Pos.	Choice
1.	Rick Kessel	C	15
2.	Michel Briere	C	26
3.	Yvon Labre	D	38
4.	Rusty Patenaude	RW	50
5.	Paul Hoganson	G	62

1970 AMATEUR DRAFT

1.	Greg Polis	LW	7
2.	John Stewart	LW	21
3.	Larry Bignell	D	35
4.	Connie Forey	LW	49
5.	Steve Cardwell	LW	63
6.	Bob Fitchener	C	77
7.	Jim Pearson	D	90
8.	Cam Newton	G	112
9.	Ron Lemieux	RW	120

1971 AMATEUR DRAFT

1.	Traded to St. Louis for Ron Schock		
2.	Brian McKenzie	C	18
3.	Joe Norris	D	32
4.	Gerry Methe	D	46
5.	Dave Murphy	G	60
6.	Ian Williams	RW	74
7.	Doug Elliott	D	88

1972 AMATEUR DRAFT

1.	Traded to Minnesota for Bob Woytowich		
2.	Jack Lynch	D	24
2.	Bernie Lukowich	LW	30
3.	Denis Herron	G	40
4.	Ron Lalonde	C	56
5.	Brian Walker	C	72
6.	Jeff Ablett	LW	88
7.	D'Arcy Keating	D	104
8.	Yves Bergeron	RW	120
9.	Jay Babcock	LW	136
10.	Don Atchison	G	149

1973 AMATEUR DRAFT

1.	Blaine Stoughton	RW	7
2.	Wayne Bianchin	LW	23
2.	Colin Campbell	D	27
4.	Traded to Detroit for Andy Brown		
4.	Dennis Owchar	D	55
5.	Guido Tenesi	D	71
6.	Don Seiling	LW	87
7.	Terry Ewasiuk	LW	103
8.	Fred Comrie	C	119
9.	Gord Lane	D	134
10.	Randy Aimoe	D	150
11.	Don McLeod	C	164

1974 AMATEUR DRAFT

1.	Pierre Larouche	C	8
2.	Jacques Cossette	RW	27
3.	Traded to Detroit for Nelson DeBenedet		
4.	Mario Faubert	D	62
5.	Bruce Aberhart	G	80
6.	William Schneider	LW	98
7.	Robbie Laird	LW	116
8.	Larry Finck	D	133
9.	Jim Chicoyne	D	150
10.	Rick Uhrich	RW	166
11.	Serge Gamelin	RW	181
12.	Richard Perron	D	195
13.	Richard Hindmarch	RW	206
14.	William Davis	D	216
15.	J.D. Mathers	D	223

1975 AMATEUR DRAFT

1.	Gordon Laxton	G	13
2.	Russ Anderson	D	31
3.	Paul Baxter	D	49
4.	Stu Younger	LW	67
5.	Kim Clackson	LW	85
6.	Peter Morris	D	103
7.	Mike Will	C	121
8.	Tapio Levo	D	139
9.	Bryon Shutt	LW	155
10.	Frank Salive	G	170
11.	John Glynne	D	185
12.	Lex Hudson	D	196
13.	Dan Tsubouchi	RW	202
14.	Bronislaw Stankovsky	LW	206
15.	Kelly Secord	RW	217

1976 AMATEUR DRAFT

1.	Blair Chapman	RW	2
2.	Greg Malone	C	19
2.	Peter Marsh	RW	29
3.	Morris Lukowich	LW	47
4.	Greg Redquest	G	65
5.	Brendan Lowe	D	83
6.	Vic Sirko	D	101

1977 AMATEUR DRAFT

1.	Traded to Toronto for Rick Kehoe		
2.	Jim Hamilton	LW	30
3.	Kim Davis	LW	48
4.	Mark Johnson	C	66
5.	Greg Millen	G	102

1978 AMATEUR DRAFT

1.	Traded to Philadelphia for Orest Kindrachuk, Tom Bladon & Ross Lonsberry		
2.	Mike Meeker	RW	25
3.	Traded to Montreal for Don Awrey		
4.	Shane Pearsall	LW	61
5.	Rob Garner	C	75

1979 AMATEUR DRAFT

1.	Traded to Washington for Hartland Monahan		
2.	Paul Marshall	LW	31
3.	Bennett Wolf	D	52
4.	Brian Gross	D	73
4.	Nick Ricci	G	94
5.	Marc Chorney	D	115


1980 AMATEUR DRAFT

1.	Mike Bullard	C	9
2.	Traded to Chicago for Dale Tallon		
3.	Randy Boyd	D	51
4.	Tony Feltrin	D	72
5.	Doug Shedden	C/RW	93
6.	Pat Graham	LW	114
7.	Traded to Winnipeg for future considerations		
8.	Robert Geale	C	156
9.	Brian Lundberg	D	177
10.	Steve McKenzie	D	198

1981 AMATEUR DRAFT

1.	Traded to Montreal for Ron Schutt		
2.	Steve Gatzos	RW	28
3.	Tom Thornbury	D	49
4.	Norm Schmidt	D	70
5.	Traded to Washington for Gary Rissling		
6.	Paul Edwards	D	109
6.	Rod Buskas	D	112
7.	Geoff Wilson	RW	133
8.	Mitch Lamoureux	C	154
9.	Dean Defazio	LW	175
10.	David Hannan	C	196


1982 ENTRY DRAFT



RICHARD SUTTER

Right Wing 5'11" 165 lbs.
Age: 18 (December 2, 1963),
Born: Viking, Alberta
Acquired: 1st round - 10th overall

Season Club	League	Regular Season				
		GP	G	A	PTS	PIM
1980-81 Lethbridge	WCHL	72	23	18	41	255
1981-82 Lethbridge	WCHL	57	38	31	69	263




TIM HRYNEWICH

Left Wing 5'11" 187 lbs.
Age: 18 (October 2, 1963)
Born: Leamington, Ontario
Acquired: 2nd round - 38th overall

Season Club	League	Regular Season				
		GP	G	A	PTS	PIM
1981-82 Sudbury	OHA	64	29	41	70	144

Pittsburgh's Second Round choice traded to Montreal with Denis Herron for Pat Hughes and Rob Holland.

Pittsburgh acquired Minnesota's second round pick for Mark Johnson.



TROY LONEY

Left Wing 6'3" 215 lbs.
Age: 19 (September 21, 1963)
Born: Bow Island, Alberta
Acquired: 3rd round - 52nd overall

Season Club	League	Regular Season				
		GP	G	A	PTS	PIM
1981-82 Lethbridge	WCHL	71	26	33	59	152

Fourth Round pick traded to Toronto Maple Leafs in exchange for Paul Harrison.

GRANT SASSER

Center 5'10" 185 lbs.
Born: Portland, Oregon
Acquired: 5th round - 94th overall

Season Club	League	Regular Season				
		GP	G	A	PTS	PIM
1981-82 Portland	WCHL	49	19	23	42	32

Sixth Round pick traded to Toronto Maple Leafs in exchange for Greg Hotham.

1982 ENTRY DRAFT

GRANT COUTURE

Defense 5'11" 171 lbs.
Age: 18 (June 25, 1964)
Born: Edmonton, Alberta Acquired: 7th round - 136th overall

Season Club	League	Regular Season				
		GP	G	A	PTS	PIM
1981-82 Lethbridge	WCHL	71	5	33	38	103

PETER DERKSEN

Left Wing 5'11" 185 lbs.
Age: 18 (July 19, 1964)
Born: Altona, Manitoba Acquired: 8th round - 157th overall

Season Club	League	Regular Season				
		GP	G	A	PTS	PIM
1981-82 Portland	WCHL	63	13	18	31	96

GREG GRAVEL

Center 5'9" 181 lbs.
Age: 20 (March 2, 1962)
Born: Kapuskasing, Ontario Acquired: 9th round - 178th overall

Season Club	League	Regular Season				
		GP	G	A	PTS	PIM
1981-82 Windsor	OHA	65	34	51	85	170

STU WENAAS

Defense 5'11" 197 lbs.
Age: 18 (January 22, 1964)
Born: Maple Creek, Saskatchewan Acquired: 10th round - 199th overall

Season Club	League	Regular Season				
		GP	G	A	PTS	PIM
1981-82 Winnipeg	WCHL	68	7	36	43	163

CHRIS McCAULEY

Right Wing 5'10" 186 lbs.
Age: 19 (February 26, 1963)
Born: Exeter, Ontario Acquired: 11th round - 220th overall

Season Club	League	Regular Season				
		GP	G	A	PTS	PIM
1981-82 London	OHA	66	47	67	114	117

STAN BAUTCH

Goalie
Age: 18 (April 3, 1964)
Born: Hibbing, Minnesota Acquired: 12th round - 241st overall

Season Club	League	Regular Season				
		GP	MP	GA	SO	AVG
1981-82 Hibbing U.S.		-	-	-	-	-

1981-82 PENGUIN SCORING STATISTICS

NAME	REGULAR SEASON					PLAYOFFS				
	GP	G	A	PTS	PIM	GP	G	A	PTS	PIM
Rick Kehoe	71	33	52	85	8	5	2	3	5	2
Randy Carlyle	73	11	64	75	131	5	1	3	4	14
Pat Boutette	80	23	51	74	230	5	3	1	4	6
Paul Gardner	59	36	33	69	28	5	1	5	6	2
Mike Bullard	75	37	27	64	91	5	1	1	2	4
George Ferguson	7	22	31	53	45	5	0	1	1	0
Rick MacLeish, Hartford	34	6	16	22	16	-	-	-	-	-
Pittsburgh	40	13	12	25	28	5	1	1	2	0
Total	74	19	28	47	44	-	-	-	-	-
Paul Baxter	76	9	34	43	409	5	0	0	0	14
Greg Malone	78	15	24	39	125	3	0	0	0	4
Pat Price	77	7	31	38	322	5	0	0	0	28
Peter Lee	74	18	16	34	98	3	0	0	0	0
Doug Shedden	40	13	12	25	28	-	-	-	-	-
Gregg Sheppard	58	11	10	21	35	Injured - Did not play	-	-	-	-
Mark Johnson*	46	10	11	21	30	-	-	-	-	-
Ron Stackhouse	76	2	19	21	102	1	0	0	0	0
Rod Schutt	35	8	12	20	42	5	1	2	3	0
Andre St. Laurent, L.A.	16	2	4	6	28	-	-	-	-	-
Pittsburgh	18	8	5	13	4	5	2	1	3	8
Total	34	10	9	19	32	-	-	-	-	-
Bob Simpson	26	9	9	18	4	2	0	0	0	0
Steve Gatzos	16	6	8	14	14	1	0	0	0	0
Pat Graham	42	6	8	14	55	4	0	0	0	2
Mario Faubert	14	4	8	12	14	Injured - Did not play	-	-	-	-
Greg Hotham, Toronto	3	0	0	0	0	-	-	-	-	-
Pittsburgh	25	4	6	10	16	5	0	3	3	6
Total	28	4	6	10	16	-	-	-	-	-
Jim Hamilton	11	5	3	8	2	Injured - Did not play	-	-	-	-
Paul Mulvey*	27	1	7	8	76	-	-	-	-	-
Marc Chorney	60	1	6	7	63	5	0	0	0	0
Kevin McClelland	10	1	4	5	4	5	1	1	2	5
Randy Boyd	23	0	2	2	49	3	0	0	0	11
Russ Anderson*	31	0	1	1	98	-	-	-	-	-
Michel Dion	62	0	1	1	4	5	0	0	0	0
David Hannan	1	0	0	0	0	-	-	-	-	-
Bennett Wolf	1	0	0	0	2	-	-	-	-	-
Nick Ricci	3	0	0	0	0	-	-	-	-	-
Tony Feltrin	5	0	0	0	4	-	-	-	-	-
Gary Edwards	6	0	0	0	2	-	-	-	-	-
Paul Harrison*	13	0	0	0	0	-	-	-	-	-
Gary Rissling	16	0	0	0	55	-	-	-	-	-
Bench					10					

* Traded or waived from Pittsburgh during 1981-82 season

1981-82	GP	MP	GF	GA	ENG	SO	AVG	W-L-T
Gary Edwards	6	360	25	22	0	1	3.67	3-2-1
Michel Dion	62	3580	223	226	8	0	3.79	25-24-12
Nick Ricci	3	160	11	14	2	0	5.25	0-3-0
Paul Harrison	13	700	51	64	1	0	5.49	3-7-0
Total	80	4800	310	326	11	1	4.21	31-36-13

PLAYOFFS

1981-82	GP	MP	GF	GA	ENG	SO	AVG	W-L
Michel Dion	5	310	13	22	0	0	4.34	2-3

1980-81 INDIVIDUAL SCORING BREAKDOWN

NAME	WG	TG	GF	PPG	SHG	H	A	1H	2H	TOT
Paul Baxter	2	0	1	4	0	6	3	6	3	9
Pat Boutette	2	2	2	14	1	9	14	15	8	23
Mike Bullard	5*	0	4*	10	0	17	20*	13	24*	37*
Randy Carlyle	0	0	1	7	1	5	6	7	4	11
Marc Chorney	1	0	0	0	0	1	0	1	0	1
Mario Faubert	2	0	0	4	0	4	0	4	0	4
George Ferguson	0	3*	4*	4	3*	13	9	11	11	22
Paul Gardner	2	2	4*	21*	0	22*	14	24*	12	36
Steve Gatzos	0	0	2	1	0	4	2	0	6	6
Pat Graham	1	0	3	0	0	5	1	4	2	6
Jim Hamilton	1	0	0	0	0	1	4	0	5	5
Greg Hotham	0	0	0	2	0	2	2	0	4	4
Mark Johnson	0	0	3	1	1	5	5	9	1	10
Rick Kehoe	1	3*	4*	17	0	19	14	18	15	33
Peter Lee	3	1	3	2	0	8	10	12	6	18
Rick MacLeish	1	0	3	2	2	5	8	2	11	13
Greg Malone	2	2	1	3	0	9	6	8	7	15
Kevin McClelland	0	0	0	0	0	1	0	0	1	1
Paul Mulvey	0	0	0	0	0	1	0	1	0	1
Pat Price	0	0	3	2	0	5	2	4	3	7
Andre St. Laurent	1	0	1	1	0	1	7	0	8	8
Rod Schutt	3	0	1	0	0	3	5	1	7	8
Doug Shedden	2	0	1	4	0	7	3	10	0	10
Gregg Sheppard	1	0	2	0	0	6	5	7	4	11
Bob Simpson	1	0	1	0	0	6	3	3	6	9
Ron Stackhouse	0	0	0	0	0	2	0	1	1	2
TOTAL	31	13	44	99	8	167	143	161	149	310

* - Denotes Leader in Category

Key to Abbreviations:

WG - Winning Goal	TG - Tying Goal	GF - First Goal of Game
PPG - Power Play Goal	SHG - Shorthanded Goal	H - Home Goals
A - Away Goals	1H - First Half of Season	2H - Second Half of Season
TOT - Total Goals		

1981-82 MULTIPLE POINT GAMES

PLAYER	2G	3G	2A	3A	4A	2PT	3PT	4PT	5PT	TOTAL
Kehoe	6	1	9	0	1*	17	5	0	1	23
Gardner	6	1	7	0	0	15	2	2	0	19
Boutette	2	0	7	1	0	13	6	0	0	19
Carlyle	0	0	13	4	0	13	5	1	0	19
Bullard	7	0	4	0	0	12	4	0	0	16
Ferguson	3	0	6	0	0	11	2	0	0	13
Price	0	0	3	1	0	7	1	0	0	8
Shedden	1	1	3	0	0	6	1	1	0	8
Malone	1	0	3	0	0	7	0	0	0	7
Simpson	1	0	1	1	0	5	1	0	0	6
Lee	2	0	2	0	0	5	0	0	0	5
Baxter	0	0	1	2	0	3	2	0	0	5
Schutt	0	0	3	0	0	3	2	0	0	5
Faubert	1	0	2	0	0	3	1	0	0	4
Gatzos	1	0	2	0	0	2	2	0	0	4
Graham	2	0	0	0	0	3	0	0	0	3
Johnson	0	0	0	0	0	3	0	0	0	3
MacLeish	2	0	1	0	0	2	1	0	0	3
St. Laurent	2	1	0	0	0	1	1	1	0	3
Stackhouse	0	0	1	0	0	2	0	0	0	2
Hotham	0	0	0	0	0	2	0	0	0	2
Chorney	0	0	1	0	0	1	0	0	0	1
Hamilton	1	0	0	0	0	1	0	0	0	1
Mulvey	0	0	1	0	0	1	0	0	0	1
Sheppard	1	0	0	0	0	1	0	0	0	1
TOTAL	39	4	70	9	1*	139	36	5	1	181

1* - 5 assist game by Kehoe

PITTSBURGH ALL-TIME MULTIPLE POINT GAMES

PLAYER	2G	3G	2A	3A	4A	2PT	3PT	4PT	5PT	TOTAL
Kehoe	37	7	36	6	1*	96	27	6	3	132
Stackhouse	3	1	40	9	1**	56	17	1	1**	75
Malone	14	1	21	5	1**	55	12	2	1**	70
Carlyle	2	0	31	9	1	44	10	3	0	57
Lee	13	0	8	0	0	36	7	0	0	43
Ferguson	12	0	15	1	0	33	7	1	0	41
Gardner	9	2***	15	1	0	27	8	4	0	39
Schutt	7	0	11	1	0	26	7	0	0	33
Faubert	1	0	18	2	0	21	3	0	0	24
Boutette	2	0	7	1	0	13	6	0	0	19
Bullard	7	0	5	0	0	13	4	0	0	17
Price	0	0	5	2	0	9	2	0	0	11
Shedden	1	1	3	0	0	6	1	1	0	8
Baxter	1	0	2	2	1	4	3	1	0	8
Simpson	1	0	1	1	0	5	1	0	0	6
Hamilton	1	0	3	0	0	4	0	0	0	4
Gatzos	1	0	2	0	0	2	2	0	0	4
Chorney	0	0	3	0	0	3	0	0	0	3
Graham	2	0	0	0	0	3	0	0	0	3
MacLeish	2	0	1	0	0	2	1	0	0	3
St. Laurent	2	1	0	0	0	1	1	1	0	3
Hotham	0	0	0	0	0	2	0	0	0	2

* - Includes 5-assist game

** - Includes 6-assist game

*** - Includes 4-goal game

PITTSBURGH SCORING VS NHL 1981-82

NAME	PATRICK DIVISION			ADAMS DIVISION			SMYTHE DIVISION			NORRIS DIVISION			TOTAL G.A.P.T.S.								
	NYI	NVR	PHL	WAS	BOS	BUF	HTF	MTL	QUE	CAL	COL	EDM		LA	VAN	CHI	DET	MIN	STL	TOR	WPG
Kehoe	0-3	5-3	2-10	2-7	3-0	2-2	3-1	1-0	0-4	0-1	2-2	0-1	2-3	2-2	1-3	1-3	3-1	2-1	2-1	0-4	33-28-5
Carlyle	2-2	1-7	2-7	0-6	1-1	1-3	0-2	0-3	0-2	0-2	0-4	1-3	0-2	1-5	0-4	0-4	0-0	1-1	0-4	0-3	11-8-7-5
Boutette	1-4	1-6	2-6	3-3	0-1	2-4	2-3	0-0	2-2	1-1	2-1	2-1	0-4	0-1	1-2	1-3	1-3	0-0	1-4	1-2	23-51-7-4
Gardner	1-1	4-2	4-1	4-5	0-0	1-3	2-3	0-0	3-0	2-0	0-3	1-2	4-0	1-2	3-2	2-2	0-0	1-2	2-3	1-2	36-33-6-9
Bullard	6-0	2-5	4-1	7-0	3-3	0-1	0-5	1-1	0-0	2-2	2-2	2-2	1-0	1-1	1-0	3-1	1-2	2-1	0-2	1-0	57-27-6-4
Ferguson	0-2	2-1	2-2	2-5	2-1	1-0	1-0	0-2	1-0	0-0	2-0	2-3	1-0	1-5	0-2	0-1	1-0	1-3	0-2	3-1	23-15-3
Baxter	1-2	2-3	1-4	2-8	0-1	0-0	0-1	0-1	0-1	0-0	0-1	0-0	0-1	1-1	0-3	0-1	1-2	0-2	0-1	1-1	9-3-4-3
Malone	2-2	1-4	2-2	1-2	0-3	0-3	1-0	0-2	1-1	0-0	2-2	0-0	0-1	0-1	2-0	0-0	0-2	0-4	0-1	0-0	15-2-4-9
Price	2-2	1-3	0-4	0-3	0-3	0-3	1-1	0-2	1-1	0-2	0-1	0-1	0-0	0-1	0-0	0-2	0-4	1-0	0-1	1-0	7-0-1-3-8
Lee	3-0	3-1	3-1	3-2	0-0	1-1	0-0	0-0	2-1	0-0	0-1	0-0	0-2	1-0	0-2	1-0	0-0	2-0	0-0	0-0	18-16-3-4
MacLeish	0-0	1-2	0-1	0-3	0-0	0-0	4-2	0-0	0-1	0-0	0-0	0-0	0-0	0-0	1-0	0-0	0-0	0-0	0-0	0-0	13-12-2-5
Shedden	0-1	1-0	0-1	0-4	0-0	0-0	2-0	1-1	1-0	0-0	1-0	0-0	4-0	1-0	0-0	0-0	0-0	0-0	0-0	0-1	10-15-2-5
Sheppard	0-0	2-0	3-1	0-1	1-0	0-0	1-1	0-1	0-2	0-1	0-0	0-1	0-0	0-0	0-1	0-0	0-0	1-1	0-1	0-0	11-10-2-1
Johnson	0-2	0-1	0-1	1-3	0-0	0-0	0-1	0-3	0-0	0-1	0-0	0-0	0-1	0-2	0-0	0-0	0-2	0-1	0-0	0-1	10-12-2-1
Stackhouse	0-3	2-3	0-1	3-4	0-0	0-0	DNP	0-3	0-0	0-0	1-0	0-0	1-0	0-0	0-0	0-0	0-0	0-0	0-0	0-0	2-19-2-1
Schutt	1-3	DNP	1-1	3-0	0-1	DNP	0-3	0-0	DNP	0-1	DNP	0-0	0-0	0-0	0-0	0-0	0-0	0-0	0-0	0-0	8-12-2-0
Gatzos	2-1	0-2	1-2	0-2	0-0	DNP	1-1	1-0	DNP	0-0	DNP	0-0	0-0	0-0	0-0	0-0	0-0	0-0	0-0	0-0	6-8-1-4
Graham	0-0	0-0	0-0	0-0	0-0	DNP	0-0	0-0	DNP	0-0	DNP	0-0	0-0	DNP	0-0	DNP	0-0	DNP	DNP	0-0	6-8-1-4
St. Laurent	0-0	2-0	0-0	3-1	0-0	DNP	0-0	0-0	DNP	0-1	DNP	0-0	0-0	DNP	0-0	DNP	0-0	DNP	DNP	0-0	8-5-1-3
Faubert	0-0	0-2	2-2	0-0	0-0	DNP	0-0	0-0	DNP	0-1	DNP	0-0	0-0	DNP	0-0	DNP	0-0	0-0	0-0	0-0	4-8-1-2
Hotham	DNP	0-0	1-2	1-0	0-0	DNP	0-0	0-0	DNP	0-0	0-0	0-0	0-0	0-0	0-0	0-0	0-0	0-0	0-0	0-0	4-6-1-0
Hamilton	DNP	0-0	1-1	0-1	0-0	DNP	0-0	0-0	DNP	0-0	0-0	0-0	0-0	0-0	0-0	0-0	0-0	0-0	0-0	0-0	5-3-8
Mulvey	0-0	0-1	0-1	0-1	0-0	DNP	0-0	0-0	DNP	0-0	0-0	0-0	0-0	0-0	0-0	0-0	0-0	0-0	0-0	0-0	1-7-8
Chorney	0-1	0-0	0-2	0-3	0-0	DNP	0-0	0-0	DNP	0-0	0-0	0-0	0-0	0-0	0-0	0-0	0-0	0-0	0-0	0-0	4-6-1-0
McClanland	0-0	0-2	0-0	1-1	0-0	DNP	0-0	0-0	DNP	0-0	0-0	0-0	0-0	0-0	0-0	0-0	0-0	0-0	0-0	0-0	1-4-5
Boyd	0-0	0-0	0-0	0-0	0-0	DNP	0-0	0-0	DNP	0-0	0-0	0-0	0-0	0-0	0-0	0-0	0-0	0-0	0-0	0-0	1-4-5
Anderson	0-0	0-0	0-0	0-0	0-0	DNP	0-0	0-0	DNP	0-0	0-0	0-0	0-0	0-0	0-0	0-0	0-0	0-0	0-0	0-0	0-2-2
Dion	0-1	0-0	0-0	0-0	0-0	DNP	0-0	0-0	DNP	0-0	0-0	0-0	0-0	0-0	0-0	0-0	0-0	0-0	0-0	0-0	0-1-1
TOTAL	22-23	32-51	30-53	40-73	10-17	12-19	16-28	9-16	15-19	7-11	17-27	8-13	15-23	13-16	11-21	11-16	14-24	9-18	10-20	7-12	310-510-820

1981-82 NHL SCORING LEADERS

NAME - TEAM	GP	G	A	PTS
Wayne Gretzky, Edmonton	80	92	120	212
Mike Bossy, NY Islanders	80	64	83	147
Peter Stastny, Quebec	80	46	93	139
Dennis Maruk, Washington	80	60	76	136
Bryan Trottier, NY Islanders	80	50	79	129
Denis Savard, Chicago	80	32	87	119
Marcel Dionne, Los Angeles	78	50	67	117
Bobby Smith, Minnesota	80	43	71	114
Dino Ciccarelli, Minnesota	76	55	52	107
Dave Taylor, Los Angeles	78	39	67	106
Glenn Anderson, Edmonton	80	38	67	105
Dale Hawerchuk, Winnipeg	80	45	58	103
Mike Rogers, NY Rangers	80	38	65	103
Neal Broten, Minnesota	73	38	59	97
Real Cloutier, Quebec	67	37	60	97
Rick Middleton, Boston	75	51	43	94
John Tonelli, NY Islanders	80	35	58	93
Barry Pederson, Boston	80	44	48	92
Morris Lukowich, Winnipeg	77	43	49	92
Bernie Federko, St. Louis	74	30	62	92
Kenny Linseman, Philadelphia	79	24	68	92
Blaine Stoughton, Hartford	80	52	39	91
Brian Propp, Philadelphia	80	44	47	91

LEAGUE LEADERS

GOALS

Wayne Gretzky, Edmonton	92
Mike Bossy, NY Islanders	64
Dennis Maruk, Washington	60
Dino Ciccarelli, Minnesota	55
Rick Vaive, Toronto	54

ASSISTS

Wayne Gretzky, Edmonton	120
Peter Stastny, Quebec	93
Denis Savard, Chicago	87
Mike Bossy, NY Islanders	83
Bryan Trottier, NY Islanders	79

POWER PLAY GOALS

Paul Gardner, Pittsburgh	21
Bobby Smith, Minnesota	20
Dino Ciccarelli, Minnesota	20
Dennis Maruk, Washington	20

SHORTHANDED GOALS

Wayne Gretzky, Edmonton	6
Michel Goulet, Quebec	6
Butch Goring, NY Islanders	5
Rick Vaive, Toronto	5

WINNING GOALS

Wayne Gretzky, Edmonton	12
Bryan Trottier, NY Islanders	10
Mike Bossy, NY Islanders	10

TYING GOALS

Blaine Stoughton, Hartford	7
Three Players with five each	5

PENALTY MINUTES

Paul Baxter, Pittsburgh	409
Dave Williams, Vancouver	341

GOALS IN CONSECUTIVE GAMES

Dave Lumley, Edmonton	12
Wayne Gretzky, Edmonton	9
Pierre Larouche, Hartford	9

ASSISTS IN CONSECUTIVE GAMES

Wayne Gretzky, Edmonton	14
Marcel Dionne, Los Angeles	10
Bernie Federko, St. Louis	10

POINTS IN CONSECUTIVE GAMES

Bryan Trottier, NY Islanders	25
Wayne Gretzky, Edmonton	24
Dave Taylor, Los Angeles	21

1981-82 NHL LEADING GOALTENDERS

GOALTENDERS	TEAM	GP	MINS	GA	ENG	SO	AVG	W-L-T
Denis Herron	Montreal	27	1547	68	0	3	2.64	12-6-8
Rick Wamsley	Montreal	38	2206	101	0	2	2.75	23-7-7
Richard Sevigny	Montreal	19	1027	53	1	0	3.10	11-4-2
MONTREAL	TOTAL	80	4800	223	6	2.79	46-17-17	
Bill Smith	NY Islanders	46	2685	133	0	0	2.97	32-9-4
Roland Melanson	NY Islanders	36	2115	114	3	0	3.23	22-7-6
NY ISLANDERS	TOTAL	80	4800	250	0	3.13	54-16-10	
Jacques Cloutier	Buffalo	7	311	13	1	0	2.51	5-1-0
Bob Sauve	Buffalo	14	760	35	1	0	2.76	6-1-5
Don Edwards	Buffalo	62	3500	205	3	0	3.51	26-23-9
Paul Harrison	Buffalo	6	229	14	1	0	3.67	2-1-1
BUFFALO	TOTAL	80	4800	273	0	3.41	39-26-15	
Mike Moffat	Boston	2	120	6	0	0	3.00	2-0-0
Marco Baron	Boston	44	2515	144	3	1	3.44	22-16-4
Rogie Vachon	Boston	38	2165	132	0	1	3.66	19-11-6
BOSTON	TOTAL	80	4800	285	2	3.56	43-27-10	
Rick Heinz	Vancouver	3	180	9	0	1	3.00	2-1-0
Richard Brodeur	Vancouver	52	3010	168	2	2	3.35	20-18-12
Glen Hanlon	Vancouver	28	1610	106	1	1	3.95	8-14-5
VANCOUVER	TOTAL	80	4800	286	4	3.58	30-33-17	
L. Middlebrook	Minnesota	3	140	7	0	0	3.00	0-0-2
Gilles Meloche	Minnesota	51	3026	175	2	1	3.47	26-15-9
Don Beaupre	Minnesota	29	1634	101	3	0	3.71	11-8-9
MINNESOTA	TOTAL	80	4800	288	1	3.60	37-23-20	
Grant Fuhr	Edmonton	48	2847	157	2	0	3.31	28-5-14
Ron Low	Edmonton	29	1554	100	2	0	3.86	17-7-1
Andy Moog	Edmonton	8	399	32	2	0	4.81	3-5-0
EDMONTON	TOTAL	80	4800	295	0	3.69	48-17-15	
John Davidson	NY Rangers	1	60	1	0	0	1.00	1-0-0
John Vandiesbrouck	NY Rangers	1	60	1	0	0	1.00	1-0-0
Ed Mio	NY Rangers	25	1500	89	0	0	3.56	13-6-5
Steve Weeks	NY Rangers	49	2852	179	3	1	3.77	23-16-9
Steve Baker	NY Rangers	6	328	33	0	0	6.04	1-5-0
NY RANGERS	TOTAL	80	4800	306	1	3.83	39-27-14	
Pete Peeters	Philadelphia	44	2591	160	3	0	3.71	23-18-3
Rick St. Croix	Philadelphia	29	1729	112	3	0	3.89	13-9-6
Pelle Lindbergh	Philadelphia	8	480	35	0	0	4.38	2-4-2
PHILADELPHIA	TOTAL	80	4800	313	0	3.91	38-31-11	
Ed Staniowski	Winnipeg	45	2643	174	2	1	3.95	20-19-6
Doug Soetaert	Winnipeg	39	2157	155	1	2	4.31	13-14-8

LEAGUE LEADERS

BEST PERSONAL AVERAGE

Denis Herron, Montreal	2.64	Bill Smith, NY Islanders	32
Rick Wamsley, Montreal	2.75	Grant Fuhr, Edmonton	28
Bill Smith, NY Islanders	2.97	Mike Liut, St. Louis	28
Roland Melanson, NY Islanders	3.23	Dan Bouchard, Quebec	27
Grant Fuhr, Edmonton	3.31	Don Edwards, Buffalo	26
		Gilles Meloche, Minnesota	26

WINS

SHUTOUTS

Denis Herron, Montreal	3
Pat Riggan, Calgary	2
Mario Lessard, Los Angeles	2
Rick Wamsley, Montreal	2
Mike Liut, St. Louis	2
Richard Brodeur, Vancouver	2
Doug Soetaert, Winnipeg	2

PITTSBURGH CAREER SCORING — FIFTEEN YEARS

NAME	GP	G	A	PTS	PIM
1. Jean Pronovost	753	316	287	603	306
2. Rick Kehoe	584	265	259	524	68
3. Syl Apps	495	151	349	500	241
4. Ron Schock	619	124	280	404	201
5. Ron Stackhouse	621	66	277	343	547
6. Lowell MacDonald	328	140	166	306	60
7. Greg Malone	415	126	177	303	414
8. Pierre Larouche	240	119	134	253	99
9. Randy Carlyle	286	48	193	241	390
10. Ken Schinkel	371	93	143	236	86
11. Peter Lee	368	101	118	219	247
12. George Ferguson	303	89	106	195	160
13. Bryan Hextall	335	71	115	186	498
14. Rod Schutt	262	75	89	164	173
15. Greg Polis	256	88	70	158	146
16. Bob Kelly	250	69	75	154	462
17. Paul Gardner	121	70	73	143	87
18. Keith McCreary	292	82	59	141	199
19. Vic Hadfield	163	61	79	140	118
20. Dave Burrows	573	24	108	132	301
21. Al McDonough	152	56	74	130	46
22. Ross Lonsberry	236	56	73	129	150
23. Greg Sheppard	241	50	73	123	113
24. Val Fonteyne	349	39	82	121	4
25. Orest Kindrachuk	144	38	80	118	181
26. Pete Mahovich	117	39	75	114	76
27. Mario Faubert	231	21	90	111	222
28. Wayne Bianchin	265	68	41	109	130
29. Duane Rupp	265	21	83	104	170
30. Andy Bathgate	150	35	68	103	89
31. Nick Harbaruk	308	40	61	101	257
32. Blair Chapman	227	48	51	99	71
33. Wally Boyer	203	32	62	94	81
34. Bob Woytowich	248	22	71	93	151
35. Russ Anderson	353	15	77	92	684
36. Dean Prentice	144	47	42	89	32
37. Chuck Arnason	149	46	40	86	50
38. Pat Boutette	80	23	51	74	230
39. Darryl Edestrand	158	25	47	72	140
40. Mike Bullard	90	38	29	67	110
41. Gary McAdam	140	27	40	67	95
42. Dennis Owchar	168	18	49	67	146
43. Colin Campbell	243	14	52	66	517
44. Bryan Watson	304	8	57	65	871
45. Mark Johnson	136	23	39	62	82
46. Paul Baxter	127	14	48	62	613
47. Mike Corrigan	98	22	39	61	46
48. Barry Wilkins	133	5	56	61	203
49. Earl Ingarfield	90	23	37	60	16
50. Gene Ubriaco	114	33	26	59	30
51. Eddie Shack	87	30	29	59	96
52. Gene Carr	70	17	37	54	76
53. Noel Price	143	8	45	53	109
54. Pat Hughes	134	28	23	51	239
55. Charlie Burns	76	13	38	51	22
56. Dunc McCallum	185	14	35	49	228
57. Pat Price	90	7	41	48	355
58. Dave Schultz	113	13	34	47	535
59. Billy Dea	139	26	20	46	12
60. Paul Andrea	90	18	27	45	4
61. Michel Briere	76	12	32	44	20
62. Ab McDonald	74	22	21	43	38
63. Dale Tallon	95	10	33	43	53
64. Tom Edur	58	5	38	43	18

65. Leo Boivin	114	14	26	40	100
66. Bob Paradise	203	7	33	40	209
67. Nick Libett	121	20	18	38	18
68. Glen Sather	122	20	17	37	210
69. Lou Angotti	71	17	20	37	36
70. Art Stratton	58	16	21	37	16
71. Stan Gilbertson	115	19	17	36	19
72. Bob McManama	99	11	25	36	28
73. Tom Bladon	135	6	29	35	99
74. Bob Leiter	78	14	17	31	18
75. Ron Lalonde	108	10	20	30	16
76. Jim Morrison	132	5	25	30	72
77. Steve Durbano	66	4	23	27	309
78. Lew Morrison	214	13	13	26	12
79. Jack Lynch	64	1	25	26	61
80. Rick MacLeish	40	13	12	25	28
81. Doug Shedden	38	10	15	25	12
82. Paul Marshall	59	12	12	24	13
83. Jean Guy Lagace	106	4	20	24	119
84. Jim Hamilton	68	10	13	23	22
85. Ab DeMarco	42	9	13	22	8
86. Billy Speer	102	4	17	21	71
87. Steve Cardwell	53	9	11	20	35
88. Brian Spencer	86	9	11	20	81
89. Bob Blackburn	124	8	12	20	105
90. Billy Harris	55	7	13	20	8
91. Rick Kessel	83	2	18	20	4
92. Bernie Lukowich	53	9	10	19	32
93. Bob Dillabough	61	7	12	19	20
94. Bob Simpson	26	9	9	18	4
95. Rene Robert	49	7	11	18	42
96. Pete Laframboise	35	5	13	18	8
97. Simon Nolet	39	9	8	17	2
98. Bob Rivard	27	5	12	17	4
99. Tracy Pratt	83	5	12	17	158
100. Ted Snell	55	4	12	16	8
101. Nick Beverley	67	2	14	16	21
102. George Konik	52	7	8	15	26
103. Jacques Cossette	64	8	6	14	29
104. Steve Gatzos	16	6	8	14	14
105. Errol Thompson	34	6	8	14	12
106. Pat Graham	42	6	8	14	55
107. Macr Chorney	68	2	12	14	77
108. Andre St. Laurent	18	8	5	13	4
109. Rod Zaine	37	8	5	13	21
110. John Stewart	40	4	9	13	32
111. Don Awrey	79	1	12	13	40
112. John Flesch	29	7	5	12	19
113. Kim Davis	34	5	7	12	47
114. Al MacNeil	74	2	10	12	58
115. Blaine Stoughton	34	5	6	11	8
116. Wayne Hicks	15	4	7	11	2
117. Tim Horton	44	2	9	11	40
118. Greg Hotham	25	4	6	10	16
119. Bob Stewart	65	3	7	10	52
120. Nelson DeBenedet	31	6	3	9	11
121. Sheldon Kannegiesser	75	2	6	8	76
122. Paul Mulvey	27	1	7	8	76
123. George Swarbrick	31	1	7	8	36
124. Ed Van Impe	22	0	8	8	22
125. Tom Cassidy	26	3	4	7	15
126. Joe Noris	35	2	5	7	20
127. Harvey Bennett	32	3	3	6	53
128. Kelly Pratt	22	0	6	6	15
129. Ron Snell	7	3	2	5	6
130. Yvon Labre	37	2	3	5	32

ALL-TIME GOALTENDING 1967-1982

GP	MP	GF	GA	ENG	SO	AVG	W-L-T	SAVES	SPG	EFF
131. Kevin McClelland	10									
132. Robin Burns	41									
133. Greg Millen	0									
134. Denis Herron	0									
135. Derek Sanderson	13									
136. Mike McMahon	12									
137. Jim Wiley	26									
138. Dick Mattiussi	44									
139. Jim Shires	18									
140. Larry Bignell	20									
141. Ron Jones	25									
142. Kim Clackson	45									
143. Michel Plasse	75									
144. Hartland Monahan	7									
145. Billy Hicke	12									
146. Brian McKenzie	6									
147. Doug Barrie	8									
148. Garry Swain	9									
149. Ed Gilbert	45									
150. John Arbour	17									
151. Tom Price	19									
152. Randy Boyd	23									
153. Dunc Wilson	66									
154. Gary Inness	100									
155. Gary Rissling	22									
156. Mel Pearson	2									
157. Roy Edwards	15									
158. Cam Newton	16									
159. Bennett Wolf	25									
160. Gilles Lupien	31									
161. Michel Dion	62									
162. Jim Rutherford	115									
163. Les Binkley	196									
164. Mary Edwards	1									
165. David Hannan	1									
166. Greg Redquest	1									
167. Paul Hoganson	2									
168. Lex Hudson	2									
169. Bob Taylor	2									
170. Yves Bergeron	3									
171. Steve Lyon	3									
172. Bob Stumpf	3									
173. Bill LeCaine	4									
174. Mike Meeker	4									
175. Ted Lanyon	5									
176. Gary Edwards	6									
177. Tony Feltrin	7									
178. Bob Johnson	12									
179. Paul Harrison	13									
180. Hank Nowak	13									
181. Nick Ricci	16									
182. Gordie Laxton	17									
183. Hank Bassen	25									
184. Joe Daley	38									
185. Rob Holland	44									
186. Andy Brown	45									
187. Al Smith	93									
188. Bench										
Total	1,178	3,809	6,201	10,010	16,330					

NAME	GP	MP	GF	GA	ENG	SO	AVG	W-L-T	SAVES	SPG	EFF
Roy Edwards	15	847	24	36	2	0	2.55	2-8-4	355	25.1	90.8
Hank Bassen	25	1299	58	62	2	1	2.86	7-10-3	616	28.5	90.9
Mary Edwards	1	60	0	3	0	0	3.00	0-1-0	30	30.0	90.0
Al Smith	91	5027	217	257	3	4	3.07	24-42-17	2277	27.2	89.9
Les Binkley	196	11046	465	574	8	11	3.12	58-94-34	5022	27.3	89.7
Jim Rutherford	115	6252	318	327	6	4	3.14	44-49-14	2915	28.0	89.9
Joe Daley	38	2143	107	112	4	2	3.14	11-18-6	1094	30.6	90.7
Gary Inness	100	5366	356	299	6	2	3.34	39-37-13	2591	29.0	89.7
Denis Herron	176	9997	555	568	9	3	3.41	65-66-34	4975	29.9	89.8
Dunc Wilson	66	3807	188	224	1	5	3.53	23-30-10	1750	27.6	88.7
Michel Plasse	75	4190	298	251	1	2	3.59	33-24-14	2013	28.8	88.9
Gary Edwards	6	360	25	22	0	1	3.67	3-2-1	171	28.5	88.6
Cam Newton	16	814	46	51	2	0	3.76	4-7-1	360	26.5	87.6
Andy Brown	45	2476	145	156	0	1	3.78	16-20-6	1126	27.3	87.8
Michel Dion	62	3580	223	226	8	0	3.79	25-24-12	1627	27.3	87.8
Greg Millen	135	7839	465	501	10	4	3.83	57-56-18	3482	26.7	87.4
Nick Ricci	16	940	55	63	3	0	4.02	6-10-0	414	26.4	86.8
Rob Holland	44	2513	134	171	4	1	4.08	11-22-9	1060	25.3	86.1
Bob Johnson	12	476	27	40	0	0	5.04	3-4-1	237	29.9	85.6
Bob Taylor	2	78	4	7	1	0	5.38	0-1-0	41	31.5	83.7
Paul Harrison	13	700	51	64	1	0	5.49	3-7-0	288	24.7	81.6
Gordie Laxton	17	800	44	74	2	0	5.55	4-9-1	359	26.9	82.9
Paul Hoganson	2	57	4	7	0	0	7.37	0-1-0	21	22.1	75.0
Greg Redquest	1	13	0	3	0	0	13.85	0-0-0	2	9.2	40.0
TOTAL	1178	70680	3809	4098	73	41	3.54	438-542-198	32826	27.9	88.7

(4171)

ALL TIME LEADERS

GAMES PLAYED		GOALS	
Jean Pronovost	753	Jean Pronovost	316
Ron Stackhouse	621	Rick Kehoe	265
Ron Schock	619	Syl Apps	151
Rick Kehoe	584	Lowell MacDonald	140
Dave Burrows	573	Greg Malone	126
Syl Apps	495	Ron Schock	124
Greg Malone	415	Pierre Larouche	119
Ken Schinkel	371	Peter Lee	101
Peter Lee	368	Ken Schinkel	93
Russ Anderson	353	George Ferguson	89
Val Fonteyne	349	Greg Polis	88
Bryan Hextall	335	Keith McCreary	82
Lowell MacDonald	328	Rod Schutt	75
Nick Harbaruk	308	Bryan Hextall	71
Bryan Watson	304	Paul Gardner	70
George Ferguson	303	Bob Kelly	69
Keith McCreary	292	Wayne Bianchin	68
Randy Carlyle	286	Ron Stackhouse	66
Duane Rupp	265	Vic Hadfield	61
Wayne Bianchin	265	Al McDonough	56
		Ross Lonsberry	56

ASSISTS		POINTS	
Syl Apps	349	Jean Pronovost	603
Jean Pronovost	287	Rick Kehoe	524
Ron Schock	280	Syl Apps	500
Ron Stackhouse	277	Ron Schock	404
Rick Kehoe	259	Ron Stackhouse	343
Randy Carlyle	193	Lowell MacDonald	306
Greg Malone	177	Greg Malone	303
Lowell MacDonald	166	Pierre Larouche	253
Ken Schinkel	143	Randy Carlyle	241
Pierre Larouche	134	Ken Schinkel	236
Peter Lee	118	Peter Lee	219
Bryan Hextall	115	George Ferguson	195
Dave Burrows	108	Bryan Hextall	186
George Ferguson	106	Rod Schutt	164
Mario Faubert	90	Greg Polis	158
Rod Schutt	85	Bob Kelly	154
Bob Kelly	85	Paul Gardner	143
Duane Rupp	83	Keith McCreary	141
Val Fonteyne	82	Vic Hadfield	140
Orest Kindrachuk	80	Dave Burrows	132

PENALTY MINUTES	
Bryan Watson	871
Russ Anderson	684
Paul Baxter	613
Ron Stackhouse	547
Dave Schultz	535
Colin Campbell	517
Bryan Hextall	498
Bob Kelly	462
Greg Malone	414
Randy Carlyle	390
Pat Price	355
Steve Durbano	309
Jean Pronovost	306
Dave Burrows	301
Nick Harbaruk	257
Peter Lee	247
Syl Apps	241
Pat Hughes	239
Pat Boutette	230
Dunc McCallum	228

SEASON LEADERS

SEASON	GOAL	ASSISTS	POINTS	PENALTY MINUTES				
1981-82	Mike Bullard	37	Randy Carlyle	64	Rick Kehoe	85	Paul Baxter	409
	Paul Gardner	36	Rick Kehoe	52	Randy Carlyle	75	Pat Price	322
1980-81	Rick Kehoe	55	Randy Carlyle	67	Rick Kehoe	88	Paul Baxter	204
	Paul Gardner	34	Mario Faubert	44	Randy Carlyle	83	Gary Rissling	143
1979-80	Rick Kehoe	30	Greg Malone	32	Rick Kehoe	60	Kim Clackson	166
	George Ferguson	21	Rick Kehoe	30	Greg Malone	51	Russ Anderson	150
1978-79	Greg Malone	35	Orest Kindrachuk	42	Greg Malone	65	Dave Schultz	157
	Peter Lee	32	Pete Mahovich	39	Orest Kindrachuk	60	Colin Campbell	137
1977-78	Jean Pronovost	40	Greg Malone	43	Jean Pronovost	65	Dave Schultz	378
	Rick Kehoe	29	Tom Edur	38	Pete Mahovich	61	Russ Anderson	150
1976-77	Jean Pronovost	33	Syl Apps	43	Jean Pronovost	64	Bob Kelly	115
	Rick Kehoe	30	Pierre Larouche	34	Pierre Larouche	63	Russ Anderson	81
					Ron Stackhouse	34		
1975-76	Pierre Larouche	53	Syl Apps	67	Pierre Larouche	111	Steve Durbano	161
	Jean Pronovost	52	Ron Stackhouse	60	Jean Pronovost	104	Bob Kelly	149
1974-75	Jean Pronovost	43	Ron Schock	63	Ron Schock	86	Colin Campbell	172
	Rick Kehoe	32	Syl Apps	55	Syl Apps	79	Bob Kelly	120
1973-74	Lowell MacDonald	43	Syl Apps	61	Syl Apps	85	Steve Durbano	138
	Jean Pronovost	40	Lowell MacDonald	39	Lowell MacDonald	82	Bryan Watson	137
1972-73	Al McDonough	35	Syl Apps	56	Syl Apps	85	Bryan Watson	179
	Lowell MacDonald	34	Al McDonough	41	Al McDonough	76	Bryan Hextall	113
			Lowell MacDonald	41				
1971-72	Jean Pronovost	30	Syl Apps	44	Syl Apps	59	Bryan Watson	212
	Greg Polis	30	Ken Schinkel	30	Jean Pronovost	53	Bryan Hextall	126
1970-71	Three with	21	Bryan Hextall	32	Bryan Hextall	48	Bryan Hextall	133
1969-70	Dean Prentice	26	Michel Briere	32	Dean Prentice	51	Bryan Watson	189
1968-69	Keith McCreary	25	Charlie Burns	38	Ken Schinkel	52	Dunc McCallum	81
1967-68	Ab McDonald	22	Andy Bathgate	39	Andy Bathgate	59	Leo Boivin	74

PENALTY SHOTS

Date	Place	Player - Team	Goalie - Team	Result
Dec. 23, 1967	Pittsburgh	Bill Collins, Minn.	Les Binkley, Pgh.	no goal
Jan. 31, 1968	St. Louis	George Konik, Pgh.	Glenn Hall, St. L.	GOAL
Feb. 5, 1969	Pittsburgh	Charlie Burns, Pgh.	Ed Giacomini, NYR	no goal
Mar. 18, 1970	Pittsburgh	Keith McCreary, Pgh.	Ed Giacomini, NYR	no goal
Jan. 14, 1971	Detroit	Jean Pronovost, Pgh.	Roy Edwards, Det.	GOAL
Feb. 24, 1971	Pittsburgh	Greg Polis, Pgh.	Ernie Wakely, St. L.	no goal
Feb. 9, 1972	Toronto	Syl Apps, Pgh.	Bernie Parent, Tor.	GOAL
Nov. 12, 1972	Buffalo	Lowell MacDonald, Pgh.	Roger Crozier, Buf.	no goal
Jan. 10, 1973	Pittsburgh	Ron Schock, Pgh.	Roy Edwards, Det.	no goal
Mar. 10, 1973	Pittsburgh	Ron Schock, Pgh.	Ed Giacomini, NYR	no goal
Feb. 16, 1974	Pittsburgh	Chuck Armason, Pgh.	Gilles Meloche, Cal.	no goal
Mar. 5, 1974	NY Islanders	Ralph Stewart, NYI	Andy Brown, Pgh.	no goal
Nov. 20, 1974	Toronto	Dave Keon, Toronto	Gary Inness, Pgh.	GOAL
Nov. 14, 1976	NY Rangers	Bill Goldsworthy, NYR	Dunc Wilson, Pgh.	no goal
Nov. 21, 1976	Pittsburgh	Alain Daigne, Chi.	Dunc Wilson, Pgh.	no goal
Nov. 30, 1976	Washington	Ron Schock, Pgh.	Bernie Wolfe, Wash.	no goal
Dec. 16, 1976	Pittsburgh	Al MacAdam, Clev.	Denis Herron, Pgh.	GOAL
Oct. 15, 1977	Pittsburgh	Orest Kindrachuk, Phi.	Dunc Wilson, Pgh.	no goal
Dec. 4, 1977	Washington	Blair Chapman, Pgh.	Jim Bedard, Wash.	no goal
Jan. 21, 1978	Pittsburgh	Pete Mahovlich, Pgh.	Jim Bedard, Wash.	no goal
Mar. 22, 1978	Pittsburgh	Blair Chapman, Pgh.	Bill McKenzie, Col.	no goal
Dec. 5, 1978	NY Islanders	Ross Lonsberry, Pgh.	Glenn Resch, NYI	no goal
Feb. 9, 1980	Pittsburgh	Ross Lonsberry, Pgh.	Gilles Meloche, Minn.	no goal
Jan. 14, 1981	Pittsburgh	Gregg Sheppard, Pgh.	Ed Stanowski, St. L.	no goal
Oct. 11, 1981	Philadelphia	Ilka Sinisalo, Phi.	Paul Harrison, Pgh.	GOAL

Pittsburgh shooters have scored 3 times in 17 attempts.

Pittsburgh goalies have been scored upon 3 times in 8 attempts. Of the fourteen penalty shots taken in Pittsburgh, there has been only one successful shot (Al MacAdam, Cleveland - 1976)

BEST SEASONS

GOALS - ONE SEASON.

Rick Kehoe	55 (1980-81)
Pierre Larouche	53 (1975-76)
Jean Pronovost	52 (1975-76)
Lowell MacDonald	43 (1974-75)
Jean Pronovost	40 (1974-75)
Jean Pronovost	40 (1973-74)
Jean Pronovost	40 (1977-78)
Mike Bullard	37 (1981-82)
Paul Gardner	36 (1981-82)
Al McDonough	35 (1972-73)
Greg Malone	35 (1978-79)
Lowell MacDonald	34 (1972-73)
Paul Gardner	34 (1980-81)
Jean Pronovost	33 (1976-77)
Rick Kehoe	33 (1981-82)
Rick Kehoe	32 (1974-75)
Syl Apps	32 (1975-76)
Peter Lee	32 (1978-79)
Vic Hadfield	31 (1974-75)
Pierre Larouche	31 (1974-75)
Jean Pronovost	30 (1971-72)
Greg Polis	30 (1971-72)
Vic Hadfield	30 (1975-76)
Rick Kehoe	30 (1976-77)
Rick Kehoe	30 (1979-80)
Peter Lee	30 (1980-81)

POINTS - ONE SEASON

Pierre Larouche	111 (1975-76)
Jean Pronovost	104 (1975-76)
Syl Apps	99 (1975-76)
Rick Kehoe	88 (1980-81)
Ron Schock	86 (1974-75)
Syl Apps	85 (1972-73)
Syl Apps	85 (1973-74)
Rick Kehoe	85 (1981-82)
Randy Carlyle	83 (1980-81)
Lowell MacDonald	82 (1973-74)
Syl Apps	79 (1974-75)
Al McDonough	76 (1972-73)
Rick Kehoe	76 (1975-76)
Lowell MacDonald	75 (1972-73)
Jean Pronovost	75 (1974-75)
Randy Carlyle	75 (1981-82)
Paul Gardner	74 (1980-81)
Pat Boutette	74 (1981-82)
Vic Hadfield	73 (1974-75)
Lowell MacDonald	73 (1975-76)
Jean Pronovost	72 (1973-74)
Ron Stackhouse	71 (1975-76)

ASSISTS - ONE SEASON

Syl Apps	67 (1975-76)
Randy Carlyle	67 (1980-81)
Randy Carlyle	64 (1981-82)
Ron Schock	63 (1974-75)
Syl Apps	61 (1973-74)
Ron Stackhouse	60 (1975-76)
Pierre Larouche	58 (1975-76)
Syl Apps	56 (1972-73)
Syl Apps	55 (1974-75)
Jean Pronovost	52 (1975-76)
Rick Kehoe	52 (1981-82)
Pat Boutette	51 (1981-82)
Rick Kehoe	47 (1975-76)
Ron Stackhouse	45 (1974-75)
Syl Apps	44 (1971-72)
Ron Schock	44 (1975-76)
Mario Faubert	44 (1980-81)
Lowell MacDonald	43 (1975-76)
Syl Apps	43 (1976-77)
Greg Malone	43 (1977-78)
Vic Hadfield	42 (1974-75)
Orest Kindrachuk	42 (1978-79)

PENALTY MINUTES - ONE SEASON

Paul Baxter	409 (1981-82)
Dave Schultz	378 (1977-78)
Pat Price	322 (1981-82)
Pat Boutette	230 (1981-82)
Bryan Watson	212 (1971-72)
Paul Baxter	204 (1980-81)
Bryan Watson	189 (1969-70)
Bryan Watson	179 (1972-73)
Colin Campbell	172 (1974-75)
Kim Clackson	166 (1979-80)
Steve Durban	161 (1975-76)
Dave Schultz	157 (1978-79)
Russ Anderson	150 (1977-78)
Russ Anderson	150 (1979-80)
Bob Kelly	149 (1975-76)
Gary Rissling	143 (1980-81)
Steve Durban	138 (1973-74)
Bryan Watson	137 (1973-74)
Colin Campbell	137 (1978-79)
Randy Carlyle	136 (1980-81)
Bryan Hextall	133 (1970-71)
Randy Carlyle	131 (1981-82)

1981-82 NHL STANDINGS

PRINCE OF WALES CONFERENCE

PATRICK DIVISION

	GP	W	L	T	PTS	GF	GA
NY Islanders	80	54	16	10	118	385	250
NY Rangers	80	39	27	14	92	316	306
Philadelphia	80	38	31	11	87	325	313
Pittsburgh	80	31	36	13	75	310	337
Washington	80	26	41	13	65	319	338

ADAMS DIVISION

Montreal	80	46	17	17	109	360	223
Boston	80	43	27	10	96	323	285
Buffalo	80	39	26	15	93	307	273
Quebec	80	33	31	16	82	356	345
Hartford	80	21	41	18	60	264	351

CLARENCE CAMPBELL CONFERENCE

NORRIS DIVISION

Minnesota	80	37	23	20	94	346	288
Winnipeg	80	33	33	14	80	319	332
St. Louis	80	32	40	8	72	315	349
Chicago	80	30	38	12	72	332	363
Toronto	80	20	44	16	56	298	380
Detroit	80	21	47	12	54	270	351

SMYTHE DIVISION

Edmonton	80	48	17	15	111	417	295
Vancouver	80	30	33	17	77	290	286
Calgary	80	29	34	17	74	334	345
Los Angeles	80	24	41	15	63	314	369
Colorado	80	18	49	13	49	241	362

HOME & AWAY RECORDS

	HOME						AWAY					
	W	L	T	PTS	GF	GA	W	L	T	PTS	GF	GA
Boston	24	12	4	52	172	137	19	15	6	44	151	148
Buffalo	23	8	9	55	179	128	16	18	6	38	128	145
Calgary	20	11	9	49	192	141	9	23	8	26	142	204
Chicago	20	13	7	47	182	152	10	25	5	25	150	211
Colorado	14	21	5	33	127	148	4	28	8	16	114	214
Detroit	15	19	6	36	153	152	6	28	6	18	117	199
Edmonton	31	5	4	66	244	138	17	12	11	45	173	157
Hartford	13	17	10	36	136	152	8	24	8	24	128	199
Los Angeles	19	15	6	44	176	166	5	26	9	19	138	203
Minnesota	21	7	12	54	202	142	16	16	8	40	144	146
Montreal	25	6	9	59	187	108	21	11	8	50	173	115
NY Islanders	33	3	4	70	210	111	21	13	6	48	175	139
NY Rangers	19	15	6	44	162	154	20	12	8	48	154	152
Philadelphia	25	10	5	55	177	125	13	21	6	32	148	188
Pittsburgh	21	11	8	50	167	143	10	25	5	25	143	194
Quebec	24	13	3	51	202	169	9	18	13	31	154	176
St. Louis	22	14	4	48	169	135	10	26	4	24	146	214
Toronto	12	20	8	32	159	177	8	24	8	24	139	203
Vancouver	20	8	12	52	170	125	10	25	5	25	120	161
Washington	16	16	8	40	189	152	10	25	5	25	130	186
Winnipeg	18	13	9	45	175	156	15	20	5	35	144	176

ATTENDANCE FIGURES

YEAR	TOTAL			SELLOUTS	13,000 + CROWDS
	ATTENDANCE	DATES	AVERAGE		
1981-82	451,965	40	11,299	5	11
1980-81	413,407	40	10,335	0	9
1979-80	426,156	40	10,653	2	8
1978-79	457,209	40	11,430	3	14
1977-78	421,933	40	10,548	2	10
1976-77	401,580	40	10,040	1	5
1975-76	458,198	40	11,455	2	9
1974-75	448,975	40	11,224	11**	12

** - Sellout in 1974-75 was 13,404

BEST MONTHS

MONTH	TOTAL ATTENDANCE	AVERAGE ATTENDANCE
October	59,758 - 6 dates - 9,960 avg. (1981-82)	11,848 - 4 dates (1974-75)
November	79,881 - 6 dates - 13,313 avg. (1981-82)	13,313 - 6 dates (1981-82)
December	78,424 - 7 dates - 11,203 avg. (1981-82)	11,203 - 7 dates (1981-82)
January	101,777 - 8 dates - 12,722 avg. (1979-80)	12,822 - 6 dates (1981-82)
February	88,891 - 8 dates - 11,111 avg. (1981-82)	12,911 - 6 dates (1977-78)
March/April	105,186 - 8 dates - 13,148 (1974-75)	13,148 - 8 dates (1974-75)

LARGEST CROWDS BY TEAMS

Boston	16,033 (Twice)	New Jersey	12,116 (Mar. 13, 1982)
Buffalo	16,033 (Feb. 17, 1979)	NY Islanders	14,879 (Mar. 2, 1980)
Calgary	13,798 (Apr. 1, 1979)	NY Rangers	15,486 (Feb. 28, 1981)
Chicago	15,528 (Feb. 24, 1979)	Philadelphia	16,033 (Eight times)
Detroit	16,033 (Nov. 28, 1981)	Quebec	15,215 (Oct. 10, 1981)
Edmonton	16,033 (Feb. 27, 1982)	St. Louis	13,404 (Feb. 22, 1975)
Hartford	11,699 (Jan. 2, 1982)	Toronto	13,087 (Feb. 1, 1976)
Los Angeles	14,634 (Dec. 27, 1978)	Vancouver	15,205 (Mar. 11, 1978)
Minnesota	13,011 (Feb. 9, 1980)	Washington	14,699 (Jan. 20, 1979)
Montreal	16,033 (Nov. 25, 1981)	Winnipeg	13,842 (Jan. 30, 1982)

1981-82 GAME-BY-GAME RESULTS

GAME	DAY	DATE	OPPONENT	RESULT	SCORE	W-L-T	GF-GA
1.	Tue.	Oct. 6	at St. Louis	L	2-6	0-1-0	2-6
2.	Wed.	Oct. 7	at Chicago	T	5-5	0-1-1	7-11
3.	Sat.	Oct. 10	QUEBEC	W	2-1	1-1-1	9-12
4.	Sun.	Oct. 11	at Philadelphia	L	2-8	1-2-1	11-20
5.	Wed.	Oct. 14	NY ISLANDERS	L	1-4	1-3-1	12-24
6.	Sat.	Oct. 17	MINNESOTA	W	5-2	2-3-1	17-26
7.	Sun.	Oct. 18	at Detroit	L	2-3	2-4-1	19-29
8.	Tue.	Oct. 20	COLORADO	W	5-3	3-4-1	24-32
9.	Thu.	Oct. 22	at Calgary	T	3-3	3-4-2	27-35
10.	Fri.	Oct. 23	at Edmonton	L	3-8	3-5-2	30-43
11.	Sun.	Oct. 25	at Vancouver	W	6-4	4-5-2	36-47
12.	Wed.	Oct. 28	TORONTO	L	3-5	4-6-2	39-52
13.	Thu.	Oct. 29	at Philadelphia	L	4-6	4-7-2	43-58
14.	Sat.	Oct. 31	BUFFALO	W	3-1	5-7-2	46-59
15.	Wed.	Nov. 4	NY RANGERS	W	6-3	6-7-2	52-62
16.	Sat.	Nov. 7	PHILADELPHIA	W	7-2	7-7-2	59-64
17.	Wed.	Nov. 11	at Washington	W	3-2	8-7-2	62-66
18.	Sat.	Nov. 14	at Boston	T	3-3	8-7-3	65-69
19.	Wed.	Nov. 18	ST. LOUIS	W	6-1	9-7-3	71-70
20.	Fri.	Nov. 20	TORONTO	T	3-3	9-7-4	74-73
21.	Sat.	Nov. 21	at Montreal	L	5-9	9-8-4	79-82
22.	Tue.	Nov. 24	at Quebec	W	7-1	10-8-4	86-83
23.	Wed.	Nov. 25	MONTREAL	W	2-1	11-8-4	88-84
24.	Sat.	Nov. 28	DETROIT	W	5-3	12-8-4	93-87
25.	Wed.	Dec. 1	WINNIPEG	W	4-2	13-8-4	97-89
26.	Sat.	Dec. 5	at St. Louis	L	1-3	13-9-4	98-92
27.	Sun.	Dec. 6	at Buffalo	L	4-7	13-10-4	102-99
28.	Wed.	Dec. 9	PHILADELPHIA	L	1-4	13-11-4	103-103
29.	Sat.	Dec. 12	WASHINGTON	W	7-4	14-11-4	110-107
30.	Mon.	Dec. 14	at NY Rangers	L	4-5	14-12-4	114-112
31.	Wed.	Dec. 16	LOS ANGELES	W	7-6	15-12-4	121-118
32.	Sat.	Dec. 19	NY RANGERS	T	3-3	15-12-5	124-121
33.	Sun.	Dec. 20	at Philadelphia	L	1-3	15-13-5	125-124
34.	Wed.	Dec. 23	at Toronto	L	4-4	15-13-6	129-128
35.	Sat.	Dec. 26	BUFFALO	L	5-7	15-14-6	134-135
36.	Sun.	Dec. 27	at NY Rangers	L	3-5	15-15-6	137-140
37.	Wed.	Dec. 30	WASHINGTON	W	6-2	16-15-6	143-142
38.	Sat.	Jan. 2	HARTFORD	W	9-4	17-15-6	152-146
39.	Sun.	Jan. 3	at Hartford	W	6-4	18-15-6	158-150
40.	Wed.	Jan. 6	at Chicago	L	3-6	18-16-6	161-156
41.	Thu.	Jan. 7	at Detroit	L	4-5	18-17-6	165-161
42.	Sat.	Jan. 9	VANCOUVER	W	4-3	19-17-6	169-164
43.	Wed.	Jan. 13	at Winnipeg	L	1-6	19-18-6	170-170
44.	Sat.	Jan. 16	at Calgary	L	0-4	19-19-6	170-174
45.	Sun.	Jan. 17	at Vancouver	T	3-3	19-19-7	173-177
46.	Wed.	Jan. 20	BOSTON	W	5-4	20-19-7	178-181
47.	Thu.	Jan. 21	at NY Islanders	L	1-6	20-20-7	179-187
48.	Sat.	Jan. 23	PHILADELPHIA	L	5-5	20-20-8	184-192
49.	Tue.	Jan. 26	at NY Islanders	L	2-9	20-21-8	186-201
50.	Wed.	Jan. 27	NY ISLANDERS	L	3-6	20-22-8	189-207
51.	Sat.	Jan. 30	WINNIPEG	W	2-1	21-22-8	191-208
52.	Sun.	Jan. 31	at Washington	L	3-8	21-23-8	194-216
53.	Wed.	Feb. 2	MINNESOTA	L	6-9	21-24-8	200-225
54.	Sat.	Feb. 6	WASHINGTON	L	4-6	21-25-8	204-231
55.	Sun.	Feb. 7	at Philadelphia	L	4-5	21-26-8	208-236
56.	Wed.	Feb. 10	HARTFORD	T	3-3	21-26-9	211-239
57.	Thu.	Feb. 11	at Montreal	L	2-4	21-27-9	213-243
58.	Sat.	Feb. 13	LOS ANGELES	T	3-3	21-27-10	216-246
59.	Tue.	Feb. 16	at NY Islanders	L	2-6	21-28-10	218-252
60.	Wed.	Feb. 17	NY RANGERS	L	3-5	21-29-10	221-257
61.	Sat.	Feb. 20	PHILADELPHIA	W	6-5	22-29-10	227-262
62.	Sun.	Feb. 21	NY ISLANDERS	W	4-3	23-29-10	231-265
63.	Thu.	Feb. 25	at NY Islanders	L	2-4	23-30-10	233-269
64.	Sat.	Feb. 27	EDMONTON	L	1-4	23-31-10	234-273
65.	Sun.	Feb. 28	at NY Rangers	W	4-2	24-31-10	236-275
66.	Wed.	Mar. 3	BOSTON	L	2-3	24-32-10	240-278
67.	Sat.	Mar. 6	at Quebec	W	6-4	25-32-10	246-282
68.	Sun.	Mar. 7	CALGARY	T	4-4	25-32-11	250-286
69.	Wed.	Mar. 10	at Washington	W	7-2	26-32-11	257-288
70.	Sat.	Mar. 13	COLORADO	W	6-2	27-32-11	263-290
71.	Mon.	Mar. 15	at Minnesota	L	3-4	27-33-11	266-294
72.	Wed.	Mar. 17	at Edmonton	L	4-10	27-34-11	270-304
73.	Sat.	Mar. 20	at Los Angeles	L	5-7	27-35-11	275-311
74.	Sun.	Mar. 21	at Colorado	W	6-0	28-35-11	281-311
75.	Wed.	Mar. 24	NY RANGERS	L	2-7	28-36-11	283-318
76.	Sat.	Mar. 27	CHICAGO	T	3-3	28-36-12	286-321
77.	Sun.	Mar. 28	at Washington	W	6-5	29-36-12	292-326
78.	Wed.	Mar. 31	WASHINGTON	T	4-4	29-36-13	296-330
79.	Fri.	Apr. 1	at NY Rangers	W	7-5	30-36-13	303-335
80.	Sun.	Apr. 4	NY ISLANDERS	W	7-2	31-36-13	310-337

1981-82 GAME-BY-GAME HOME RESULTS

GAME	DAY	DATE	OPPONENT	RESULT	SCORE	W-L-T	GF-GA
1.	Sat.	Oct. 10	QUEBEC	W	2-1	1-0-0	2-1
2.	Wed.	Oct. 14	NY ISLANDERS	L	1-4	1-1-0	3-5
3.	Sat.	Oct. 17	MINNESOTA	W	5-2	2-1-0	8-7
4.	Tue.	Oct. 20	COLORADO	W	5-3	3-1-0	13-10
5.	Wed.	Oct. 28	TORONTO	L	3-5	3-2-0	16-15
6.	Sat.	Oct. 31	BUFFALO	W	3-1	4-2-0	19-16
7.	Wed.	Nov. 4	NY RANGERS	W	6-3	5-2-0	25-19
8.	Sat.	Nov. 7	PHILADELPHIA	W	7-2	6-2-0	32-21
9.	Wed.	Nov. 18	ST. LOUIS	W	6-1	7-2-0	38-22
10.	Fri.	Nov. 20	TORONTO	T	3-3	7-2-1	41-25
11.	Wed.	Nov. 25	MONTREAL	W	2-1	8-2-1	43-26
12.	Sat.	Nov. 28	DETROIT	W	5-3	9-2-1	48-29
13.	Wed.	Dec. 1	WINNIPEG	W	4-2	10-2-1	52-31
14.	Wed.	Dec. 9	PHILADELPHIA	L	1-4	10-3-1	53-35
15.	Sat.	Dec. 12	WASHINGTON	W	7-4	11-3-1	60-39
16.	Wed.	Dec. 16	LOS ANGELES	W	7-6	12-3-1	67-45
17.	Sat.	Dec. 19	NY RANGERS	T	3-3	12-3-2	70-48
18.	Sat.	Dec. 26	BUFFALO	L	5-7	12-4-2	75-55
19.	Wed.	Dec. 30	WASHINGTON	W	6-2	13-4-2	81-57
20.	Sat.	Jan. 2	HARTFORD	W	9-4	14-4-2	90-61
21.	Sat.	Jan. 9	VANCOUVER	W	4-3	15-4-2	94-64
22.	Wed.	Jan. 20	BOSTON	W	5-4	16-4-2	99-68
23.	Sat.	Jan. 23	PHILADELPHIA	T	5-5	16-4-3	104-73
24.	Wed.	Jan. 27	NY ISLANDERS	L	3-6	16-5-3	107-79
25.	Sat.	Jan. 30	WINNIPEG	W	2-1	17-5-3	109-80
26.	Wed.	Feb. 2	MINNESOTA	L	6-9	17-6-3	115-89
27.	Sat.	Feb. 6	WASHINGTON	L	4-6	17-7-3	119-95
28.	Wed.	Feb. 10	HARTFORD	T	3-3	17-7-4	122-98
29.	Sat.	Feb. 13	LOS ANGELES	T	3-3	17-7-5	125-101
30.	Wed.	Feb. 17	NY RANGERS	L	3-5	17-8-5	128-106
31.	Sat.	Feb. 20	PHILADELPHIA	W	6-5	18-8-5	134-111
32.	Sun.	Feb. 21	NY ISLANDERS	W	4-3	19-8-5	138-114
33.	Sat.	Feb. 27	EDMONTON	L	1-4	19-9-5	139-118
34.	Wed.	Mar. 3	BOSTON	L	2-3	19-10-5	141-121
35.	Sun.	Mar. 7	CALGARY	T	4-4	19-10-6	145-125
36.	Sat.	Mar. 13	COLORADO	W	6-2	20-10-6	151-127
37.	Wed.	Mar. 24	NY RANGERS	L	2-7	20-11-6	153-134
38.	Sat.	Mar. 27	CHICAGO	T	3-3	20-11-7	156-137
39.	Wed.	Mar. 31	WASHINGTON	T	4-4	20-11-8	160-141
40.	Sun.	Apr. 4	NY ISLANDERS	W	7-2	21-11-8	167-143

1981-82 GAME-BY-GAME AWAY RESULTS

GAME	DAY	DATE	OPPONENT	RESULT	SCORE	W-L-T	GF-GA
1.	Tue.	Oct. 6	at St. Louis	L	2-6	0-1-0	2-6
2.	Wed.	Oct. 7	at Chicago	T	5-5	0-1-1	7-11
3.	Sun.	Oct. 11	at Philadelphia	L	2-8	0-2-1	9-19
4.	Sun.	Oct. 18	at Detroit	L	2-3	0-3-1	11-22
5.	Thu.	Oct. 22	at Calgary	T	3-3	0-3-2	14-25
6.	Fri.	Oct. 23	at Edmonton	L	3-8	0-4-2	17-33
7.	Sun.	Oct. 25	at Vancouver	W	6-4	1-4-2	23-37
8.	Thu.	Oct. 29	at Philadelphia	L	4-6	1-5-2	27-43
9.	Wed.	Nov. 11	at Washington	W	3-2	2-5-2	30-45
10.	Sat.	Nov. 14	at Boston	T	3-3	2-5-3	33-48
11.	Sat.	Nov. 21	at Montreal	L	5-9	2-6-3	38-57
12.	Tue.	Nov. 24	at Quebec	W	7-1	3-6-3	45-58
13.	Sat.	Dec. 5	at St. Louis	L	1-3	3-7-3	46-61
14.	Sun.	Dec. 6	at Buffalo	L	4-7	3-8-3	50-68
15.	Mon.	Dec. 14	at NY Rangers	L	4-5	3-9-3	54-73
16.	Sun.	Dec. 20	at Philadelphia	L	1-3	3-10-4	55-76
17.	Wed.	Dec. 23	at Toronto	T	4-4	3-10-4	59-80
18.	Sun.	Dec. 27	at NY Rangers	L	3-5	3-11-4	62-85
19.	Sun.	Jan. 3	at Hartford	W	6-4	4-11-4	68-89
20.	Wed.	Jan. 6	at Chicago	L	3-6	4-12-4	71-95
21.	Thu.	Jan. 7	at Detroit	L	4-5	4-13-4	75-100
22.	Wed.	Jan. 13	at Winnipeg	L	1-6	4-14-4	76-106
23.	Sat.	Jan. 16	at Calgary	L	0-4	4-15-4	76-110
24.	Sun.	Jan. 17	at Vancouver	T	3-3	4-15-5	79-113
25.	Thu.	Jan. 21	at NY Islanders	L	1-6	4-16-5	80-119
26.	Tue.	Jan. 26	at NY Islanders	L	2-9	4-17-5	82-128
27.	Sun.	Jan. 31	at Washington	L	3-8	4-18-5	85-136
28.	Sun.	Feb. 7	at Philadelphia	L	4-5	4-19-5	89-141
29.	Thu.	Feb. 11	at Montreal	L	2-4	4-20-5	91-145
30.	Tue.	Feb. 16	at NY Islanders	L	2-6	4-21-5	93-151
31.	Thu.	Feb. 25	at NY Islanders	L	2-4	4-22-5	95-155
32.	Sun.	Feb. 28	at NY Rangers	W	4-2	5-22-5	99-157
33.	Sat.	Mar. 6	at Quebec	W	6-4	6-22-5	105-161
34.	Wed.	Mar. 10	at Washington	W	7-2	7-22-5	112-163
35.	Mon.	Mar. 15	at Minnesota	L	3-4	7-23-5	115-167
36.	Wed.	Mar. 17	at Edmonton	L	4-10	7-24-5	119-177
37.	Sat.	Mar. 20	at Los Angeles	L	5-7	7-25-5	124-184
38.	Sun.	Mar. 21	at Colorado	W	6-0	8-25-5	130-184
39.	Sun.	Mar. 28	at Washington	W	6-5	9-25-5	136-189
40.	Fri.	Apr. 1	at NY Rangers	W	7-5	10-25-5	143-194

1982-83 PLAYER PERSONNEL — PITTSBURGH PENGUINS

PLAYER	HGT	WGT	PLACE OF BIRTH	DATE	1981-82 CLUB	GP	G	A	PTS	PIM
FORWARDS										
Boutette, Pat	5.08	175	Windsor, Ont.	Mar. 1, 1952	Pittsburgh	80	23	51	74	230
Bullard, Mike	5.10	185	Ottawa, Ont.	Mar. 10, 1961	Pittsburgh	75	37	27	64	91
Defazio, Dean	5.11	185	Ottawa, Ont.	Apr. 16, 1963	Sudbury (OHA)	60	23	38	61	111
Ferguson, George	6.00	195	Trenton, Ont.	Aug. 22, 1952	Pittsburgh	71	22	31	53	45
Gardner, Paul	6.00	193	Ft. Erie, Ont.	Mar. 5, 1956	Pittsburgh	59	36	33	69	28
Garner, Rob	5.11	180	Weston, Ont.	Aug. 17, 1958	Erie (AHL)	75	25	27	52	60
Gatzos, Steve	5.11	182	Toronto, Ont.	Jun. 22, 1961	Pittsburgh	16	6	8	14	14
					Erie (AHL)	54	18	19	37	67
Geale, Robert	5.11	175	Edmonton, Alta.	Apr. 17, 1962	Portland (WCHL)	72	31	54	85	89
Graham, Pat	6.01	190	Toronto, Ont.	May 25, 1961	Pittsburgh	42	6	8	14	55
					Erie (AHL)	9	4	4	8	4
					Erie (AHL)	11	5	3	8	2
Hamilton, Jim	6.00	180	Barrie, Ont.	Jan. 18, 1957	Pittsburgh	57	27	17	44	51
					Erie (AHL)	1	0	0	0	0
Hannan, David	5.10	173	Sudbury, Ont.	Nov. 26, 1961	Pittsburgh	76	33	37	70	129
					Erie (AHL)	64	29	41	70	144
Hrynewich, Tim	5.11	187	Leamington, Ont.	Oct. 2, 1963	Sudbury (OHA)	71	33	52	85	8
Kehoe, Rick	5.11	180	Windsor, Ont.	Jul. 15, 1951	Pittsburgh	66	43	78	121	278
Lamoureaux, Mitch	5.06	173	Ottawa, Ont.	Aug. 22, 1962	Oshawa (OHA)	74	18	16	34	98
Lee, Peter	5.09	180	Ellesmere, England	Jan. 2, 1956	Pittsburgh	71	26	33	59	152
Loney, Troy	6.03	215	Bow Island, Alta.	Sept. 21, 1963	Lethbridge (WCHL)	34	6	16	22	16
MacLeish, Rick	5.11	185	Lindsay, Ont.	Jan. 3, 1950	Hartford	40	13	12	25	28
					Pittsburgh	78	15	24	39	125
Malone, Greg	6.00	190	Chatham, N.B.	Mar. 8, 1956	Pittsburgh	10	1	4	5	4
McClelland, Kevin	6.00	180	Oshawa, Ont.	Jul. 4, 1962	Pittsburgh	46	36	47	83	179
					Niagara Falls (OHA)	16	0	0	0	55
Rissling, Gary	5.09	175	Saskatoon, Sask.	Aug. 8, 1956	Pittsburgh	29	7	15	22	185
					Erie (AHL)	16	2	4	6	28
St. Laurent, Andre	5.10	178	Rouyn-Noranda, Que.	Feb. 16, 1953	Los Angeles	28	7	9	16	58
					New Haven (AHL)	18	8	5	13	4
					Pittsburgh	35	9	12	21	42
Schutt, Rod	5.10	185	Bancroft, Ont.	Oct. 13, 1956	Pittsburgh	35	12	15	27	40
					Erie (AHL)	38	10	15	25	12
Shedden, Doug	6.00	184	Wallaceburg, Ont.	Apr. 26, 1961	Pittsburgh	17	4	6	10	14
					Erie (AHL)	26	9	9	18	4
Simpson, Bob	6.00	190	Caughnawa, Que.	Nov. 17, 1956	Pittsburgh	48	25	23	48	45
					Erie (AHL)	57	38	31	69	263
Sutter, Rich	5.11	165	Viking, Alta.	Dec. 2, 1963	Lethbridge (WCHL)					
DEFENSEMEN										
Baxter, Paul	5.11	200	Winnipeg, Man.	Oct. 25, 1955	Pittsburgh	76	9	34	43	409
Boyd, Randy	5.11	195	Coniston, Ont.	Jan. 23, 1962	Ottawa (OHA)	26	9	29	38	51
					Pittsburgh	23	0	2	2	49
Buskas, Rod	6.01	197	Wetaskiwin, Alta.	Jan. 7, 1961	Erie (AHL)	69	1	18	19	78
Carlyle, Randy	5.10	200	Sudbury, Ont.	Apr. 19, 1956	Pittsburgh	73	11	64	75	131
Chorney, Marc	6.00	200	Thunder Bay, Ont.	Nov. 8, 1959	Erie (AHL)	6	1	3	4	4
					Pittsburgh	60	1	6	7	63
					Oshawa (OHA)	45	1	11	12	44
Edwards, Paul	6.02	190	Kitchener, Ont.	Jan. 23, 1963	Pittsburgh	14	4	8	12	14
Faubert, Mario	6.01	190	Valleyfield, Que.	Dec. 2, 1954	Pittsburgh	72	4	15	19	117
Feltrin, Tony	6.01	185	Ladysmith, B.C.	Dec. 6, 1961	Erie (AHL)	5	0	0	0	4
					Pittsburgh	46	10	33	43	94
Hotham, Greg	5.11	183	London, Ont.	Mar. 7, 1956	Cincinnati (CHL)	3	0	0	0	0
					Toronto	25	4	6	10	16
					Pittsburgh	77	7	31	38	322
Price, Pat	6.02	200	Nelson, B.C.	Mar. 24, 1955	Pittsburgh	67	13	48	61	172
Schmidt, Norm	5.11	190	Sault Ste. Marie, Ont.	Jan. 24, 1963	Oshawa (OHA)	43	11	22	33	65
Thornbury, Tom	5.11	175	Lindsay, Ont.	Mar. 17, 1963	Niagara Falls (OHA)	45	0	4	4	153
Wolf, Bennett	6.03	205	Kitchener, Ont.	Oct. 23, 1959	Erie (AHL)	1	0	0	0	2
					Pittsburgh					
GOALTENDERS										
Dion, Michel	5.10	184	Granby, Que.	Feb. 11, 1954	Pittsburgh	62	3580	226	0	3.79
Edwards, Gary	5.09	165	Toronto, Ont.	Oct. 5, 1947	St. Louis	10	480	45	1	5.63
					Pittsburgh	6	360	22	1	3.67
Herron, Denis	5.11	165	Chambly, Que.	Jun. 18, 1952	Montreal	27	1547	68	3	2.64
Laxton, Gordie	5.10	200	Montreal, Que.	Mar. 16, 1955	Erie (AHL)	31	1672	172	0	6.17
Ricci, Nick	5.10	160	Niagara Falls, Ont.	Jun. 3, 1959	Erie (AHL)	40	2254	175	0	4.66
					Pittsburgh	3	160	14	0	5.24

POWER PLAY GOALS 1981-82

FOR (99 in 401 chances)

vs BOSTON - (1-12) Kehoe
 vs BUFFALO - (5-17) Faubert, Kehoe, Carlyle, Boutette & Shedden
 vs CALGARY - (3-14) Boutette, Ferguson & Gardner
 vs CHICAGO - (5-18) Gardner 3, Kehoe & Boutette
 vs COLORADO - (5-8) Boutette 2, Malone, Kehoe & Bullard
 vs DETROIT - (2-16) Boutette & Bullard
 vs EDMONTON - (2-11) Boutette 2
 vs HARTFORD - (1-11) Ferguson
 vs LOS ANGELES - (5-13) Gardner 3, Kehoe & Shedden
 vs MINNESOTA - (4-16) Kehoe, Malone, Boutette & Carlyle
 vs MONTREAL - (1-15) Kehoe
 vs NY ISLANDERS - (6-37) Boutette, Price, Bullard, Baxter, Gatzos & Gardner
 vs NY RANGERS - (10-49) Kehoe 4, Gardner 2, Shedden, Lee, Baxter & Carlyle
 vs PHILADELPHIA - (16-41) Faubert 2, Carlyle 2, MacLeish 2, Bullard 2, Kehoe, Malone, Ferguson, Johnson, Boutette, Gardner, Hotham & Baxter
 vs QUEBEC - (5-15) Gardner 3, St. Laurent & Boutette
 vs ST. LOUIS - (3-16) Price, Bullard & Kehoe
 vs TORONTO - (8-17) Gardner 2, Kehoe 2, Faubert, Ferguson, Boutette & Shedden
 vs VANCOUVER - (4-16) Carlyle, Gardner, Kehoe & Lee
 vs WASHINGTON - (9-44) Bullard 3, Gardner 3, Kehoe, Boutette & Hotham
 vs WINNIPEG - (4-15) Baxter, Carlyle, Gardner & Bullard

AGAINST (92 in 400 chances)

BOSTON - (2-12) Jonathan & Park
 BUFFALO - (5-11) Seiling, Savard, Ruff, McCourt & Haworth
 CALGARY - (3-15) Labraaten, Chouinard & Nilsson
 CHICAGO - (3-15) Secord, Savard & Wilson
 COLORADO - (3-13) Ashton, Levo & Broten
 DETROIT - (2-17) Huber & McKechnie
 EDMONTON - (3-12) Hughes, Anderson & Gretzky
 HARTFORD - (3-13) Francis, Stoughton & Larouche
 LOS ANGELES - (6-13) Nicholls 3, Fox, Taylor & Bozek
 MINNESOTA - (3-15) Palmer, Smith & Johnson
 MONTREAL - (4-10) Acton, Shutt, Gainey & Gingras
 NY ISLANDERS - (11-38) Gillies 3, Trotter 3, Bourne, Marini, Kallur, Tonelli & Potvin
 NY RANGERS - (9-41) Pavelich 3, Vickers, Hickey, Johnstone, Duguay, Ruotsalainen & Dn. Maloney
 PHILADELPHIA - (12-46) Bridgman 2, Barber 2, Flockhart 2, Wilson, Propp, Leach, Allison, Sittler & Kerr
 QUEBEC - (2-14) P. Stastny & Cloutier
 ST. LOUIS - (2-15) Patey & Chapman
 TORONTO - (3-15) Vaive 2 & Robert
 VANCOUVER - (2-16) Smyl & Boldirev
 WASHINGTON - (10-56) Maruk 3, Walter 2, Vanlentine 2, Carpenter, Green & Borwood
 WINNIPEG - (4-13) Hawerchuk 2, Babych & DeBlois

PENGUIN SCORERS

Gardner	21	Malone	3	Price	12	MacLeish	3
Kehoe	17	Price	2	Carlyle	11	Gatzos	2
Boutette	14	Lee	2	Stackhouse	10	Johnson	2
Bullard	10	MacLeish	2	Baxter	9	Graham	2
Ferguson	4	Hotham	2	Boutette	6	Mulvey	2
Baxter	4	Johnson	1	Sheppard	4	Gardner	1
Shedden	4	Gatzos	1	Malone	4	Anderson	1
Faubert	4	St. Laurent	1	Lee	4	Hotham	1
				Chorney	4	Simpson	1
				Schutt	4	Boyd	1
				Bullard	3	McClelland	1
				Ferguson	3	Bench	1

PENGUINS IN PENALTY BOX

GOALS - SHOTS - POWER PLAY GOALS - SHORTHANDED GOALS

	FIRST	SECOND	THIRD	TOTALS	PCT.	PPG-ADV	PCT.	SHG
1967-68	62-787	66-708	67-782	195-2277	8.56%	37-273	13.55%	2
OPPONENT	61-755	85-792	70-722	216-2269	9.52%	31-193	16.06%	11
1968-69	60-748	75-730	54-753	189-2231	8.47%	52-303	17.16%	8
OPPONENT	65-832	91-930	96-841	252-2603	9.68%	38-228	16.67%	9
1969-70	63-822	53-789	66-775	182-2386	7.63%	53-315	16.83%	2
OPPONENT	83-777	70-753	85-706	238-2236	10.64%	65-284	22.88%	5
1970-71	64-861	79-838	78-861	221-2560	8.63%	56-316	17.72%	5
OPPONENT	76-756	87-792	77-740	240-2288	10.49%	49-275	17.82%	9
1971-72	59-799	76-817	85-824	220-2440	9.02%	46-285	16.14%	5
OPPONENT	81-790	91-776	86-728	258-2294	11.25%	56-245	22.86%	7
1972-73	84-839	93-827	80-845	257-2511	10.23%	52-302	17.22%	10
OPPONENT	103-812	92-872	70-842	265-2526	10.49%	48-264	18.18%	7
1973-74	83-835	83-807	76-820	242-2462	9.83%	47-276	17.03%	12
OPPONENT	93-750	89-773	91-791	273-2314	11.80%	47-246	19.11%	4
1974-75	103-900	112-943	111-918	326-2761	11.81%	64-323	19.81%	13
OPPONENT	95-887	107-944	87-881	289-2712	10.66%	63-325	19.38%	11
1975-76	97-951	130-881	112-862	339-2694	12.58%	75-308	24.35%	8
OPPONENT	89-864	117-855	97-843	303-2562	11.83%	68-292	23.29%	13
1976-77	88-777	77-812	75-763	240-2352	10.21%	46-263	17.49%	5
OPPONENT	71-810	96-961	85-821	252-2592	9.72%	47-208	22.60%	6
1977-78	74-767	80-762	100-777	254-2306	11.01%	53-262	20.23%	5
OPPONENT	98-961	121-929	102-899	321-2789	11.51%	61-253	24.11%	7
1978-79	84-822	105-932	92-831	281-2585	10.87%	56-264	21.21%	7
OPPONENT	85-796	96-847	98-827	279-2470	11.30%	57-251	22.71%	4
1979-80	76-783	90-818	85-854	251-2455	10.22%	52-262	19.85%	6
OPPONENT	92-769	96-808	115-814	303-2391	12.67%	64-245	26.12%	4
1980-81	105-858	107-905	90-844	302-2607	11.58%	92-398	23.11%	6
OPPONENT	114-800	119-834	112-819	345-2453	14.06%	99-370	26.76%	11
1981-82	101-871	103-884	106-795	310-2550	12.16%	99-401	24.69%	8
OPPONENT	101-826	115-848	121-824	337-2498	13.49%	92-400	23.00%	14
TOTAL	1203-12420	1329-12453	1277-12304	3809-37177	10.25%	880-4551	19.38%	102
OPPONENT	1307-12185	1472-12714	1392-12098	4171-36997	11.27%	885-4079	21.70%	122

TEAM BY TEAM RECORDS 1981-82

PITTSBURGH VS	GP	W	L	T	GF	GA	PTS
Boston	3	1	1	1	10	10	3
Buffalo	3	1	2	0	12	15	2
Calgary	3	0	1	2	7	11	2
Chicago	3	0	1	2	11	14	2
Colorado	3	3	0	0	17	5	6
Detroit	3	1	2	0	11	11	2
Edmonton	3	0	3	0	8	22	0
Hartford	3	2	0	1	18	11	5
Los Angeles	3	1	1	1	15	16	3
Minnesota	3	1	2	0	14	15	2
Montreal	3	1	2	0	9	14	2
NY Islanders	8	2	6	0	22	40	4
NY Rangers	8	3	4	1	32	35	7
Philadelphia	8	2	5	1	30	38	5
Quebec	3	3	0	0	15	6	6
St. Louis	3	1	2	0	9	10	2
Toronto	3	0	1	2	10	12	2
Vancouver	3	2	0	1	13	10	5
Washington	8	5	2	1	40	33	11
Winnipeg	3	2	1	0	7	9	4
TOTAL	80	31	36	13	310	337	75
vs Patrick Division	32	12	17	3	124	146	27
vs Adams Division	15	8	5	2	64	56	18
vs Norris Division	18	5	9	4	62	71	14
vs Smythe Division	15	6	5	4	60	64	16

OVERALL 1967-82

PITTSBURGH VS	GP	W	L	T	GF	GA	PTS
Los Angeles	92	39	39	14	278	282	92
Minnesota	79	37	34	8	278	251	82
Detroit	81	36	36	9	278	261	81
St. Louis	80	30	38	12	239	255	72
Toronto	73	28	31	14	248	265	70
California**	59	27	16	16	221	174	70
Vancouver	53	30	16	7	219	182	67
Philadelphia	85	23	47	15	214	303	61
NY Rangers	74	24	40	10	229	277	58
Washington	48	25	17	6	209	163	56
Chicago	70	19	40	11	202	257	49
NY Islanders	46	17	17	12	148	149	46
Buffalo	57	12	25	20	171	232	44
Boston	73	13	47	13	206	315	39
Montreal	81	13	58	10	209	368	36
Atlanta*	35	13	14	8	105	115	34
Colorado***	23	15	7	1	93	70	31
Winnipeg	11	10	1	0	39	31	20
Cleveland**	10	8	0	2	35	20	18
Quebec	11	7	3	1	40	31	15
Hartford	11	5	4	2	53	52	12
Kansas City***	8	4	1	3	37	24	11
Edmonton	11	2	8	1	38	64	5
Calgary*	7	1	3	3	20	30	5
TOTAL	1178	438	542	198	3809	4171	1074

* Atlanta/Calgary 42 14 17 11 125 145 39
 ** California/Cleveland 69 35 16 18 256 194 88
 *** Kansas City/Colorado 31 19 8 4 130 94 42

Atlanta franchise shifted to Calgary for 1980-81 season.

California franchise shifted to Cleveland from 1976-77 to 1977-78 and then became part of Minnesota franchise.

Kansas City franchise shifted to Colorado in 1976-77 and then to New Jersey in 1982-83.

STREAKS
 WINNING - LOSING - UNBEATEN - WINLESS

YEAR	OVERALL				HOME				AWAY			
	WIN	UNBT	LOSS	WINL	WIN	UNBT	LOSS	WINL	WIN	UNBT	LOSS	WINL
1967-68	4	5	3	4	3	5	2	5	3*	3	5	8
1968-69	4	6	7*	9	4	4	4	6*	2	5	8	14
1969-70	3	4	6	10*	4	6	3	4	2	2	4	9
1970-71	2	4	4	8	7	7	2	5	2	2	5	18*
1971-72	4	5	6	9	3	4	3	4	3*	3	6	14
1972-73	4	5	5	8	4	8	3	3	1	2	9*	9
1973-74	3	4	6	8	3	6	4	4	2	3	4	5
1974-75	3	7	3	7	9*	20*	2	4	3*	4	4	6
1975-76	4	11*	3	7	6	10	4	4	2	6	7	9
1976-77	3	6	4	6	3	7	2	3	2	2	3	6
1977-78	2	7	5	6	2	6	3	5	2	2	5	8
1978-79	4	10	4	5	6	8	3	3	3*	7*	6	8
1979-80	3	7	6	8	4	7	5*	5	2	3	7	7
1980-81	6*	6	3	6	5	6	3	3	2	4	8	11
1981-82	4	7	4	9	4	8	2	5	3*	3	7	12

* - Club Record
 WIN - Winning streak UNBT - Unbeaten streak LOSS - Losing streak WINL - Winless streak

FASTEST GOALS

- FASTEST TWO GOALS, ONE PLAYER:** 7 seconds by Wally Boyer,
March 5, 1970 at Detroit vs Roy Edwards
- FASTEST TWO GOALS, OPPONENT, ONE PLAYER:** 15 seconds by Bill
Goldsworthy, Minnesota, March 23, 1974 vs Gary Inness at
Minnesota
- FASTEST TWO GOALS, BOTH TEAMS: (NHL RECORD)** 4 seconds by
Wayne Bianchin (Pittsburgh) & Guy Ghouinard (Atlanta) March 15,
1977 at Atlanta
- FASTEST TWO PITTSBURGH GOALS:** 9 seconds by Al McDonough &
Ken Schinkel, November 22, 1972 vs St. Louis
- FASTEST TWO OPPONENT GOALS:** 6 seconds by Guy Lafleur & Steve
Shutt (Montreal) April 2, 1975 at Montreal
- FASTEST TWO PITTSBURGH ASSISTS:** 7 seconds by Ron Schock,
March 5, 1970 at Detroit on goals by Wally Boyer
- FASTEST TWO OPPONENT ASSISTS:** 6 seconds by Pete Mahovich
(Montreal) April 2, 1975 at Montreal
- FASTEST THREE PITTSBURGH GOALS, ONE PLAYER:** 4:17 by Lowell
MacDonald, November 13, 1973 vs Cesare Maniago vs Minnesota
- FASTEST THREE OPPONENT GOALS, ONE PLAYER:** 3:26 by Stan
Gilbertson (Washington) April 6, 1975 vs Bob Johnson at Washington
- FASTEST THREE GOALS, BOTH TEAMS:** 39 seconds by Blair Chapman
(Pittsburgh), Denis Potvin (NY Islanders) & Mike Bossy (NY Islanders),
December 5, 1978 at New York Islanders
- FASTEST THREE PITTSBURGH GOALS:** 27 seconds by Al McDonough,
Ken Schinkel & Ron Schock, November 22, 1972 vs St. Louis
- FASTEST THREE OPPONENT GOALS:** 42 seconds by Bobby Clarke,
Ilka Sinisalo & Reggie Leach (Philadelphia) on October 11, 1981 at
Philadelphia
- FASTEST FOUR PITTSBURGH GOALS, ONE PLAYER:** 24:21 by Paul
Gardner, December 13, 1980 vs Phil Myre vs Philadelphia
- FASTEST FOUR OPPONENT GOALS, ONE PLAYER:** 34:40 by Stan
Gilbertson (Washington), April 6, 1975 vs Bob Johnson at Washington
- FASTEST FOUR GOALS, BOTH TEAMS:** 1:17 by Pierre Larouche
(Pittsburgh), Guy Lafleur (Montreal), Lafleur & Pete Mahovich
(Montreal) on January 26, 1975 at Montreal
- FASTEST FOUR PITTSBURGH GOALS:** 1:49 by Bryan Hextall, Jean
Pronovost, Al McDonough & Ken Schinkel on November 22, 1972 vs
St. Louis
- FASTEST FOUR OPPONENT GOALS:** 1:22 by Bobby Clarke, Ilka
Sinisalo, Reggie Leach & Ken Linseman (Philadelphia) on October 11,
1981 at Philadelphia

FASTEST FIVE GOALS, BOTH TEAMS: 4:25 by Rick Kehoe (Pittsburgh),
Murray Oliver (Minnesota), Syl Apps (Pittsburgh) & Barry Gibbs
(Minnesota) on December 21, 1974 at Minnesota

FASTEST FIVE PITTSBURGH GOALS: 2:07 by Bryan Hextall, Jean
Pronovost, Al McDonough, Ken Schinkel & Ron Schock on November
22, 1972 vs St. Louis

FASTEST FIVE OPPONENT GOALS: 2:37 by Duane Sutter, Bryan
Trottier (2), John Tonelli & Duane Sutter (NY Islanders) on January 26,
1982 at NY Islanders

FASTEST SIX PITTSBURGH GOALS: 5:02 by Greg Polis, Bryan Hextall,
Jean Pronovost, Al McDonough, Ken Schinkel & Ron Schock on
November 22, 1972 vs St. Louis

FASTEST SEVEN PITTSBURGH GOALS: 12:11 by Al McDonough, Greg
Polis, Bryan Hextall, Jean Pronovost, Al McDonough, Ken Schinkel &
Ron Schock on November 22, 1972 vs St. Louis

FASTEST PITTSBURGH GOAL, START OF GAME: 6 seconds by Jean
Pronovost, March 25, 1976 at St. Louis (Ties NHL Record)

FASTEST OPPONENT GOAL, START OF GAME: 9 seconds by Ross
Lonsberry (Philadelphia) October 20, 1977 at Philadelphia

FASTEST PITTSBURGH GOAL, START OF SECOND PERIOD: 7 seconds
by Lowell MacDonald, February 10, 1973 at Boston

FASTEST OPPONENT GOAL, START OF SECOND PERIOD: 7 seconds
by Joey Johnston (California), October 20, 1973 at Pittsburgh
7 seconds by Stan Gilbertson (Washington), November 12, 1975 at
Washington

FASTEST PITTSBURGH GOAL, START OF THIRD PERIOD: 12 seconds
by Greg Polis, April 1, 1972 at Philadelphia

FASTEST OPPONENT GOAL, START OF THIRD PERIOD: 16 seconds by
Gerry Ehman (California), March 17, 1971 at Chicago
16 seconds by Doug Jarrett (Chicago), February 24, 1974 at Chicago

EARLIEST WINNING GOAL: 35 seconds by Ken Schinkel, October 17,
1972 at New York Islanders (5-0)

EARLIEST WINNING GOAL, OPPONENT: 9 seconds by Ross Lonsberry
(Philadelphia), October 20, 1977 at Philadelphia (11-0)

FASTEST TWO GOALS, FROM START OF GAME: 29 seconds by
George Ferguson & Greg Malone, December 6, 1980 vs Chicago

PITTSBURGH PENGUIN TEAM RECORDS SEASON

POINTS

Most Overall:	89 (1974-75) (37 wins & 15 ties)
Most Home:	60 (1974-75) (25 wins & 10 ties)
Most Away:	34 (1978-79) (13 wins & 8 ties)
Fewest Overall:	51 (1968-69) (20 wins & 11 ties)
Fewest Home:	30 (1968-69) (12 wins & 6 ties)
Fewest Away:	17 (1970-71) (3 wins & 11 ties)

WINS

Most Overall:	37 (1974-75)
Most Home:	25 (1974-75)
Most Away:	13 (1973-74) & (1978-79)
Fewest Overall:	20 (1968-69)
Fewest Home:	12 (1968-69)
Fewest Away:	3 (1970-71)

LOSSES

Most Overall:	45 (1968-69)
Most Home:	20 (1968-69)
Most Away:	26 (1972-73)
Fewest Overall:	28 (1974-75)
Fewest Home:	5 (1974-75)
Fewest Away:	19 (1978-79)

TIES

Most Overall:	20 (1970-71)
Most Home:	10 (1967-68) & (1974-75)
Most Away:	11 (1970-71)
Fewest Overall:	9 (1972-73) & (1973-74)
Fewest Home:	3 (1980-81)
Fewest Away:	3 (1967-68) & (1973-74)

STREAKS

Longest Winning:	6 (February 22 to March 4, 1981)
Longest Home Winning:	9 (February 26 to April 5, 1975)
Longest Away Winning:	3 (Six times—last time - March 21 to April 1, 1982)
Longest Unbeaten:	11 (February 7 to February 28, 1976) (7-0-4)
Longest Home Unbeaten:	20 (November 30, 1974 to February 22, 1975) (12-0-8)
Longest Away Unbeaten:	7 (March 13 to March 27, 1979) (5-0-2)
Longest Losing:	7 (November 6 to November 20, 1968)
Longest Home Losing:	7 (January 16 to January 29, 1969)
Longest Away Losing:	5 (January 19 to February 9, 1980)
Longest Winless:	9 (January 7 to February 18, 1973)
Longest Home Winless:	10 (March 5 to March 22, 1970) (0-7-3)
Longest Away Winless:	6 (November 23 to December 21, 1968) (0-4-2)
Consecutive Games Scoring:	18 (October 25, 1970 to January 14, 1971) (0-11-7)
Consecutive Games Scored Against:	77 (January 24, 1981 to January 13, 1982)
Consecutive Tie Games:	156 (April 1, 1980 to March 20, 1982)
	4 (December 8 to December 15, 1979)

SEASON

GOALS

Most For Overall:	339 (1975-76)
Most For Home:	196 (1975-76)
Most For Away:	143 (1975-76) & (1981-82)
Fewest For Overall:	182 (1969-70)
Fewest For Home:	99 (1968-69)
Fewest For Away:	77 (1969-70)
Most Against Overall:	345 (1980-81)
Most Against Home:	154 (1980-81)
Most Against Away:	194 (1981-82)
Fewest Against Overall:	216 (1967-68)
Fewest Against Home:	92 (1970-71)
Fewest Against Away:	115 (1967-68)

ASSISTS

Most For Overall:	567 (1975-76)
Fewest For Overall:	294 (1969-70)
Most Against Overall:	570 (1980-81)
Fewest Against Overall:	338 (1967-68)

POINTS (Goals & Assists)

Most For Overall:	906 (1975-76)
Fewest For Overall:	476 (1969-70)
Most Against Overall:	915 (1980-81)
Fewest Against Overall:	554 (1967-68)

PENALTIES

Most Overall:	710 (1981-82)
Fewest For Overall:	248 (1967-68)
Most Against Overall:	722 (1981-82)
Fewest Against Overall:	330 (1967-68)

PENALTY MINUTES

Most For Overall:	2212 (1981-82)
Fewest For Overall:	554 (1967-68)
Most Against Overall:	2395 (1981-82)
Fewest Against Overall:	750 (1967-68)

MINORS

Most For:	561 (1981-82)
Fewest For:	237 (1967-68)
Most Against:	550 (1981-82)
Fewest Against:	330 (1967-68)

MAJORS

Most For:	80 (1981-82)
Fewest For:	1 (1967-68)
Most Against:	85 (1981-82)
Fewest Against:	6 (1967-68)

MISCONDUCTS

Most For:	69 (1981-82)
Fewest For:	1 (1968-69)
Most Against:	87 (1981-82)
Fewest Against:	7 (1976-77)

SHOTS ON GOAL

Most For:	2761 (1974-75)
Fewest For:	2231 (1968-69)
Most Against:	2789 (1977-78)
Fewest Against:	2236 (1969-70)

SEASON

POWER PLAY CHANCES

Most For:	401 (1981-82)
Fewest For:	262 (1977-78) & (1979-80)
Most Against:	400 (1981-82)
Fewest Against:	193 (1967-68)

POWER PLAY GOALS

Most For:	99 (1981-82)
Fewest For:	37 (1967-68)
Most Against:	99 (1980-81)
Fewest Against:	31 (1967-68)

POWER PLAY %

Highest For:	24.7 (1981-82)
Lowest For:	13.6 (1967-68)
Highest Against:	26.8 (1980-81)
Lowest Against:	16.1 (1967-68)

SHORTHANDED GOALS

Most For:	13 (1974-75)
Fewest For:	2 (1967-68) & (1969-70)
Most Against:	14 (1981-82)
Fewest Against:	4 (1973-74) (1978-79) & (1979-80)

GAME

LARGEST SCORES

Largest Win:	12-1 vs Washington (March 15, 1975)
Largest Loss:	12-0 at Montreal (February 22, 1979)
Largest Tie:	6-6 vs California (March 2, 1968) at Buffalo (February 18, 1971) at Washington (November 12, 1975) at Toronto (February 19, 1977) vs St. Louis (October 25, 1978)

SCORELESS TIES

0-0 vs California (December 27, 1967) at New York Rangers (March 8, 1970) vs Philadelphia (October 17, 1970) vs Minnesota (March 13, 1971) vs Los Angeles (November 23, 1974) at Cleveland (February 3, 1977) at Chicago (December 19, 1979) vs New York Islanders (March 2, 1980)

GOALS

Most For, Home Game:	12 vs Washington (March 15, 1975)
Most For, Away Game:	9 at California (December 17, 1975) 9 at Vancouver (March 13, 1979)
Most Against, Home Game:	9 vs Montreal (October 23, 1976) 9 vs Buffalo (April 5, 1980) 9 vs Minnesota (February 3, 1982)
Most Against, Away Game:	12 at Montreal (February 22, 1979)
Most For, Two Games:	18 (March 15 to March 16, 1975)
Most For, Three Games:	23 (February 17 to February 21, 1976)
Most For, Four Games:	29 (February 15 to February 21, 1976)
Most For, Five Games:	33 (November 13 to November 20, 1974); (February 14 to February 21, 1976)
Most Against, Two Games:	17 (October 7 to October 9, 1976); 17 (January 31 to February 3, 1982)

GAME

Most Against, Three Games:	23 (January 31 to February 6, 1982)
Most Against, Four Games:	28 (December 19 to December 26, 1980); 28 (January 31 to February 7, 1982)
Most Against, Five Games:	32 (December 19 to December 27, 1980)
Fewest For, Two Games:	0 (January 14 to January 17, 1970) (February 20 to February 23, 1972) (March 3 to March 4, 1973) (February 2 to February 7, 1980)
Fewest For, Three Games:	1 (October 31 to November 4, 1973)
Fewest For, Four Games:	2 (October 31 to November 7, 1973)
Fewest For, Five Games:	5 (Four times)
Fewest Against, Two Games:	1 (Eleven times)
Fewest Against, Three Games:	1 (February 20 to February 24, 1973)
Fewest Against, Four Games:	3 (February 20 to February 25, 1973)
Fewest Against, Five Games:	5 (February 28, 1973)
Most For, Both Teams, Home:	15 (February 3, 1982 vs Minnesota) (Minnesota 9, Pittsburgh 6)
Most For, Both Teams, Away:	16 (December 26, 1980 at Hartford) (Hartford 9, Pittsburgh 7)

ASSISTS

Most For, Home Game:	20 vs Washington (March 15, 1975)
Most For, Away Game:	14 at Vancouver (March 16, 1974) at Hartford (December 26, 1980)
Most Against, Home Game:	15 vs Minnesota (February 3, 1982)
Most Against, Away Game:	21 at Montreal (February 22, 1979)
Most For, Both Teams, Home:	26 vs Vancouver (October 6, 1976)
Most For, Both Teams, Away:	29 at Hartford (December 26, 1980)

POINTS

Most For, Home Game:	32 vs Washington (March 15, 1975)
Most For, Away Game:	22 at Vancouver (March 16, 1974) at Vancouver (March 13, 1979)
Most Against, Home Game:	24 vs Minnesota (February 3, 1982)
Most Against, Away Game:	33 at Montreal (February 22, 1979)
Most For, Both Teams, Home:	40 vs Vancouver (October 6, 1976) vs Minnesota (February 3, 1982)
Most For, Both Teams, Away:	45 at Hartford (December 26, 1980)

PENALTIES

Most Home:	28 vs Edmonton (January 19, 1980) (12-8-8)
Most Away:	22 at Detroit (November 2, 1977) (11-8-3)
Opponent Most Home:	24 vs Edmonton (January 19, 1980) (9-9-6)
Opponent Most Away:	25 at Detroit (November 2, 1977) (14-8-3)
Most, Both Teams, Home:	52 vs Edmonton (January 19, 1980) (21-17-14)
Most, Both Teams, Away:	47 at Detroit (November 2, 1977) (25-16-6)

PENALTY MINUTES

Most Home:	144 vs Edmonton (January 19, 1980) (12-8-8)
Most Away:	121 at Winnipeg (October 31, 1980) (8-3-9) 121 at Buffalo (December 7, 1980) (8-3-9)
Opponent Most, Home:	123 vs Edmonton (January 19, 1980) (9-9-6)
Opponent Most, Away:	123 at Winnipeg (October 31, 1980) (9-3-9)
Most, Both Teams, Home:	267 vs Edmonton (January 19, 1980) (21-17-14) (Pittsburgh 144, Edmonton 123)
Most Both Teams, Away:	244 at Winnipeg (October 31, 1980) (17-6-18) (Winnipeg 123, Pittsburgh 121)

GAME

SHOTS

Most For, Home:	65 vs Washington (Low/Belhumeur) (March 15, 1975)
Most For, Away:	49 at Toronto (Hamel) (November 20, 1974) 49 at Chicago (Esposito) (February 25, 1979)
Most Against, Home:	55 vs Montreal (Wilson/Laxton) (October 23, 1976)
Most Against, Away:	59 at Atlanta (Wilson/Herron) (March 15, 1977)
Fewest For, Home:	18 vs St. Louis (Plante) (November 19, 1969)
Fewest For, Away:	11 at Boston (Gilbert) (March 27, 1977)
Opponent Fewest, Home:	13 vs Los Angeles (Smith) (October 22, 1969)
Opponent Fewest, Away:	15 at California (Binkley) (October 17, 1971)

SAVES

Most For Home:	47 vs Buffalo (Johnson) (November 30, 1974)
Most For Away:	52 at Atlanta (Wilson/Herron) (March 15, 1977) 51 at Philadelphia (Inness) (November 9, 1975)
Most Against, Home:	53 vs Montreal (Thomas) (March 10, 1974)
Most Against, Away:	47 at Chicago (Esposito) (February 25, 1979)
Fewest For, Home:	11 vs Los Angeles (Smith) (October 22, 1969) 11 vs New York Rangers (Millen) (December 22, 1979)
Fewest For, Away:	13 at St. Louis (Newton) (April 3, 1971) 13 at Montreal (Inness/Brown) (February 28, 1974) 13 at New York Rangers (Harrison) (December 14, 1981)
Opponent Fewest, Home:	14 vs Buffalo (Desjardins/Smith) (January 1, 1977)
Opponent Fewest, Away:	11 at Boston (Gilbert) (March 27, 1977) 11 at Montreal (Larocque) (December 29, 1977)

PERIOD

GOALS

Most For, Home Period:	7 vs St. Louis (November 22, 1972)
Most For, Away Period:	5 at New York Rangers (October 28, 1973)
Most Against, Home Period:	6 vs Minnesota (February 3, 1982)
Most Against, Away Period:	6 at Montreal (October 7, 1976) at Montreal (November 23, 1978) at Buffalo (December 7, 1980)
Most Both Teams, Home Period:	8 vs St. Louis (November 22, 1972) vs Vancouver (October 6, 1976) vs Montreal (January 11, 1978) vs Detroit (November 4, 1978)
Most Both Teams, Away Period:	8 at Vancouver (March 16, 1974) at Hartford (November 30, 1979) at Hartford (December 26, 1980)

ASSISTS

Most For, Home Period:	11 vs St. Louis (November 22, 1972)
Most For, Away Period:	9 at New York Rangers (October 28, 1973)
Most Against, Home Period:	10 vs Vancouver (January 19, 1972) vs Boston (November 10, 1979) vs New York Rangers (February 12, 1972) vs Minnesota (February 3, 1982)

PERIOD

Most Against, Away Period:	12 at Buffalo (December 7, 1980)
Most Both Teams, Home Period:	15 vs Vancouver (October 6, 1976)
Most Both Teams, Away Period:	14 at New York Islanders (December 11, 1976) at Hartford (December 26, 1980)
POINTS	
Most For, Home Period:	18 vs St. Louis (November 22, 1972)
Most For, Away Period:	14 at New York Rangers (October 28, 1973)
Most Against, Home Period:	16 vs Minnesota (February 3, 1982)
Most Against, Away Period:	18 at Buffalo (December 7, 1980)
Most Both Teams, Home Period:	23 vs Vancouver (October 6, 1976)
Most Both Teams, Away Period:	21 at Vancouver (March 16, 1974) at New York Islanders (December 11, 1976)

PENALTIES

Most For, Home Period:	24 vs Edmonton (January 19, 1980) (9-7-8)
Most For, Away Period:	16 at Detroit (November 2, 1977) (7-6-3)
Most Against, Home Period:	19 vs Edmonton (January 19, 1980) (5-8-6)
Most Against, Away Period:	15 at Detroit (November 2, 1977) (6-6-3) at Winnipeg (October 31, 1980) (4-2-9)
Most Both Teams, Home Period:	43 vs Edmonton (January 19, 1980) (14-15-14)
Most Both Teams, Away Period:	31 at Detroit (November 2, 1977) (13-12-6)
PENALTY MINUTES	
Most For Home Period:	133 vs Edmonton (January 19, 1980) (9-7-8)
Most For Away Period:	110 at Buffalo (December 7, 1980) (5-2-9)
Most Against, Home Period:	110 vs Edmonton (January 19, 1980) (5-8-6)
Most Against, Away Period:	108 at Winnipeg (October 31, 1980) (4-2-9)
Most Both Teams, Home Period:	243 vs Edmonton (January 19, 1980) (14-15-14)
Most Both Teams, Away Period:	213 at Buffalo (December 7, 1980) (9-3-8)

SHOTS

Most For Home Period:	27 vs Washington (Low) (March 15, 1975)
Most For Away Period:	23 at Washington (Parro) (March 28, 1982)
Most Against Home Period:	23 vs Detroit (Binkley) (December 4, 1968) vs Montreal (Wilson/Laxton) (October 23, 1976)
Most Against Away Period:	28 at New York Islanders (Herron) (December 5, 1978)
Fewest For Home Period:	2 vs St. Louis (Plante) (November 19, 1969) 2 vs Buffalo (Desjardins) (January 15, 1977)
Fewest For Away Period:	1 at Boston (Cheevers) (December 15, 1968) 1 at New York Rangers (Giacomin) (March 8, 1970) 1 at Chicago (Esposito) (February 10, 1974)
Fewest Against Home Period:	1 vs New York Rangers (Holland) (November 24, 1979) 1 vs Calgary (Dion) (March 7, 1982)
Fewest Against Away Period:	1 at Washington (Herron) (January 6, 1977)

SAVES

Most For Home:	21 vs New York Rangers (Binkley) (November 16, 1968)
	21 vs New York Rangers (Binkley) (March 18, 1970)

PERIOD	
Most For Away:	25 at New York Islanders (Herron) (December 5, 1978)
Most Against, Home:	24 vs Hartford (Veisor) (February 19, 1981)
Most Against, Away:	22 at Minnesota (Worsley) (March 23, 1974)
Fewest For, Home:	1 vs California (Rutherford) (March 3, 1973) 1 vs California (Brown) (February 16, 1974) 1 vs New York Rangers (Holland) (November 24, 1979)
Fewest For, Away:	1 vs Chicago (Ricci) (January 10, 1981) 1 vs Calgary (Dion) (March 7, 1982) 1 at St. Louis (Binkley) (March 19, 1970) 1 at Los Angeles (Hoganson-Smith) (March 20, 1971) 1 at Washington (Herron) (January 6, 1977) 1 at Boston (Dion) (November 14, 1981)
Opponent Fewest, Home:	1 vs Toronto (Palmateer) (December 26, 1976)
Opponent Fewest, Away:	1 vs Buffalo (Desjardins) (January 15, 1977) 0 at Boston (Cheevers) (December 15, 1968)

GOALIES	
GAMES PLAYED	
Most All Time:	196 - Les Binkley
Most One Season:	63 - Greg Millen (1980-81)
Most Home One Season:	34 - Greg Millen (1980-81) 34 Michel Dion (1981-82)
Most Away One Season:	31 - Denis Herron (1978-79)
MINUTES PLAYED	
Most All Time:	11,046 - Les Binkley
Most One Season:	3,721 - Greg Millen (1980-81)
Most Home One Season:	2,040 - Greg Millen (1980-81)
Most Away One Season:	1,748 - Denis Herron (1978-79)
GOALS AGAINST	
Most All Time:	574 - Les Binkley
Most One Season:	258 - Greg Millen (1980-81)
Most Home One Season:	128 - Greg Millen (1980-81)
Most Away One Season:	130 - Greg Millen (1980-81)
GOALS AGAINST AVERAGE	
Lowest All Time:	2.86 - Hank Bassen
Lowest Home All Time:	2.34 - Joe Daley
Lowest Away All Time:	3.23 - Les Binkley
Lowest One Season:	2.86 - Hank Bassen (1967-68) 2.86 - Les Binkley (1970-71)
Lowest Home One Season:	2.02 - Al Smith (1970-71)
Lowest Away One Season:	2.81 - Dunc Wilson (1976-77)
SHUTOUTS	
Most All Time:	11 - Les Binkley
Most One Season:	6 - Les Binkley (1967-68)
Most Home One Season:	3 - Les Binkley (1967-68)
Most Away One Season:	3 - Les Binkley (1967-68) 3 - Dunc Wilson (1967-77)
SAVES	
Most All Time:	5,022 - Les Binkley
Most One Season:	1,920 - Denis Herron (1977-78)
Most Home One Season:	938 - Denis Herron (1977-78)
Most Away One Season:	982 - Denis Herron (1977-78)
Most Per Game, All Time:	30.6 - Joe Daley

GOALIES	
Most Per Home Game, All Time:	29.6 - Joe Daley
Most Per Away Game, All Time:	33.4 - Denis Herron
Most Per Game, One Season:	32.6 - Denis Herron (1977-78)
Most Per Home Game, One Season:	31.2 - Joe Daley (1968-69)
Most Per Away Game, One Season:	35.8 - Denis Herron (1977-78)
Best Efficiency, All Time:	90.8 - Hank Bassen
Best Efficiency, One Season:	91.17 - Jim Rutherford (1972-73)
WINS	
Most All Time:	65 - Denis Herron
Most One Season:	25 - Greg Millen (1980-81) 25 - Michel Dion (1981-82)
Most Home, One Season:	19 - Greg Millen (1980-81) 19 - Michel Dion (1981-82)
Most Away, One Season:	10 - Les Binkley (1967-68)
LOSSES	
Most All Time:	94 - Les Binkley
Most One Season:	31 - Les Binkley (1968-69)
Most Home, One Season:	17 - Les Binkley (1968-69)
Most Away, One Season:	17 - Les Binkley (1967-68) 17 - Michel Dion (1981-82)
TIES	
Most All Time:	34 - Les Binkley 34 - Denis Herron
Most One Season:	15 - Denis Herron (1977-78)
Most Home, One Season:	9 - Les Binkley (1967-68)
Most Away, One Season:	7 - Denis Herron (1977-78) & (1978-79) 7 - Greg Millen (1980-81)
STREAKS	
Most Consecutive Wins:	6 - Al Smith (February 15 to March 4, 1970) 6 - Greg Millen (December 13 to 31, 1978) 6 - Greg Millen (February 22 to March 4, 1981)
Most Consecutive Home Wins:	13 - Jim Rutherford (February 16 to November 22, 1972)
Most Consecutive Away Wins:	4 - Les Binkley (February 25 to March 30, 1968)
Most Consecutive Losses:	7 - Andy Brown (November 24, 1973 to January 16, 1974)
Most Consecutive Home Losses:	4 - Les Binkley (November 6 to 16, 1968) 4 - Les Binkley (December 4 to 21, 1968)
Most Consecutive Away Losses:	10 - Joe Daley (November 13, 1968 to March 20, 1969)
Longest Unbeaten Streak:	11 - Michel Plasse (January 25 to March 6, 1978) (6-0-5)
Longest Home Unbeaten Streak:	18 - Michel Plasse (January 11 to December 31, 1975) (14-0-4)
Longest Away Unbeaten Streak:	7 - Denis Herron (March 13 to 27, 1979) (5-0-2)
Longest Winless Streak:	15 - Al Smith (January 28 to April 1, 1971) (0-10-5)
Longest Home Winless Streak:	9 - Les Binkley (November 6 to December 21, 1968) (0-8-1)
Longest Away Winless Streak:	26 - Al Smith (March 5, 1970 to April 1, 1971) (0-18-8)

INDIVIDUAL RECORDS

ALL TIME

MOST GAMES PLAYED: 753 - Jean Pronovost
MOST CONSECUTIVE GAMES: 320 - Ron Schock
MOST POINTS: 603 - Jean Pronovost
MOST GOALS: 316 - Jean Pronovost
MOST ASSISTS: 349 - Syl Apps
MOST PENALTIES: 302 - Bryan Watson
MOST PENALTY MINUTES: 871 - Bryan Watson

SEASON

MOST GOALS: 55 - Rick Kehoe (1980-81)
53 - Pierre Larouche (1975-76)
52 - Jean Pronovost (1975-76)
MOST GOALS, CENTER: 53 - Pierre Larouche (1975-76)
MOST GOALS, LEFT WING: 43 - Lowell MacDonald (1973-74)
MOST GOALS, RIGHT WING: 55 - Rick Kehoe (1980-81)
53 - Jean Pronovost (1980-81)
MOST GOALS, DEFENSEMAN: 16 - Randy Carlyle (1980-81)
MOST ASSISTS: 67 - Syl Apps (1975-76)
67 - Randy Carlyle (1980-81)
MOST ASSISTS, CENTER: 67 - Syl Apps (1975-76)
MOST ASSISTS, LEFT WING: 51 - Pat Boutette (1981-82)
MOST ASSISTS, RIGHT WING: 52 - Jean Pronovost (1975-76)
52 - Rick Kehoe (1981-82)
MOST ASSISTS, DEFENSEMAN: 67 - Randy Carlyle (1980-81)
MOST ASSISTS, GOALTENDER: 3 - Greg Millen (1979-80)
MOST POINTS: 111 - Pierre Larouche (1975-76)
MOST POINTS, CENTER: 111 - Pierre Larouche (1975-76)
MOST POINTS, LEFT WING: 82 - Lowell MacDonald (1973-74)
MOST POINTS, RIGHT WING: 104 - Jean Pronovost (1975-76)
MOST POINTS, DEFENSEMAN: 83 - Randy Carlyle (1980-81)
MOST POINTS, GOALTENDER: 3 - Greg Millen (1979-80)
MOST PENALTIES: 112 - Paul Baxter (1981-82) (77-19-16)
MOST PENALTY MINUTES: 409 - Paul Baxter (1981-82)
MOST PENALTY MINUTES, CENTER: 133 - Bryan Hextall (1970-71)
MOST PENALTY MINUTES, LEFT WING: 378 - Dave Schultz (1977-78)
MOST PENALTY MINUTES, RIGHT WING: 161 - Pat Hughes (1980-81)
MOST PENALTY MINUTES, DEFENSEMAN: 409 - Paul Baxter (1981-82)
MOST PENALTY MINUTES, GOALIE: 60 - Andy Brown (1973-74)

GAME

MOST GOALS: 4 - Paul Gardner (December 13, 1980 vs Philadelphia)
MOST ASSISTS: 6 - Ron Stackhouse (March 8, 1975 vs Philadelphia)
6 - Greg Malone (November 28, 1979 vs Quebec)
MOST POINTS: 6 - Syl Apps (December 13, 1972 vs NY Islanders) (3g-3a)
6 - Ron Stackhouse (March 8, 1975 vs Philadelphia) (6a)
6 - Greg Malone (November 28, 1979 vs Quebec) (6a)
MOST PENALTIES: 9 - Russ Anderson (January 19, 1980 vs Edmonton) (3-3-3)
MOST PENALTY MINUTES: 51 - Russ Anderson (January 19, 1980 vs Edmonton)

PERIOD

MOST GOALS: 3 - Al McDonough (November 18, 1972 vs Atlanta)
3 - Lowell MacDonald (November 13, 1973 vs Minnesota)
3 - Rick Kehoe (March 10, 1976 vs Buffalo)
MOST ASSISTS: 4 - Syl Apps (March 24, 1971 vs Detroit)
4 - Ron Stackhouse (March 8, 1975 vs Philadelphia)
MOST POINTS: 4 - Syl Apps (March 24, 1971 vs Detroit) (4a)
4 - Ron Stackhouse (March 8, 1975 vs Philadelphia) (4a)
4 - Syl Apps (March 19, 1976 at Washington) (1g-3a)
MOST PENALTIES: 8 - Russ Anderson (January 19, 1980 vs Edmonton) (3-2-3)
MOST PENALTY MINUTES: 46 - Russ Anderson (January 19, 1980 vs Edmonton)

MONTH

MOST GOALS: 14 - Jean Pronovost (January, 1978)
MOST ASSISTS: 24 - Syl Apps (March, 1974)
MOST POINTS: 27 - Syl Apps (March, 1974)

MOST PLAYERS

MOST PLAYERS, 20 OR MORE GOALS: 9 (1974-75) - *Pronovost (43), Kehoe (32), Hadfield (31), Larouche (31), Kelly (27), MacDonald (27), Arnason (26), Apps (24) & Schock (23)*

MOST PLAYERS, 30 OR MORE GOALS: 5 (1975-76) - *Larouche (53), Pronovost (52), Apps (32), MacDonald (30) & Hadfield (30)*

MOST PLAYERS, 40 OR MORE GOALS: 2 (1973-74) - *MacDonald (43) & Pronovost (40)*

2 (1975-76) - *Larouche (53) & Pronovost (52)*

MOST PLAYERS, 50 OR MORE GOALS: 2 (1975-76) - *Larouche (53) & Pronovost (52)*

MOST PLAYERS, 40 OR MORE ASSISTS: 7 (1975-76) - *Apps (67), Stackhouse (60), Larouche (58), Pronovost (52), Kehoe (47), Schock (44) & MacDonald (43)*

MOST PLAYERS, 50 OR MORE ASSISTS: 4 (1975-76) - *Apps (67), Stackhouse (60), Larouche (58) & Pronovost (52)*

MOST PLAYERS, 60 OR MORE ASSISTS: 2 (1975-76) - *Apps (67) & Stackhouse (60)*

MOST PLAYERS, 60 OR MORE POINTS: 8 (1975-76) - *Larouche (111), Pronovost (104), Apps (99), Kehoe (76), MacDonald (73), Stackhouse (71), Hadfield (65), Schock (62)*

MOST PLAYERS, 70 OR MORE POINTS: 6 (1975-76) - *Larouche (111), Pronovost (104), Apps (99), Kehoe (76), MacDonald (73) & Stackhouse (71)*

MOST PLAYERS, 80 OR MORE POINTS: 3 (1975-76) - *Larouche (111), Pronovost (104) & Apps (99)*

MOST PLAYERS, 90 OR MORE POINTS: 3 (1975-76) - *Larouche (111), Pronovost (104) & Apps (99)*

MOST PLAYERS, 100 OR MORE POINTS: 2 (1975-76) - *Larouche (111) & Pronovost (104)*

MOST PLAYERS, 125 OR MORE PENALTY MINUTES: 5 (1981-82) - *Baxter (409), Price (322), Boutette (230), Carlyle (131) & Malone (125)*

MOST PLAYERS, 200 OR MORE PENALTY MINUTES: 3 (1981-82) - *Baxter (409), Price (322) & Boutette (230)*

MOST PLAYERS, 300 OR MORE PENALTY MINUTES: 2 (1981-82) - *Baxter (409) & Price (322)*

MOST PLAYERS, 200 OR MORE SHOTS ON GOAL: 6 (1974-75) - *Pronovost (275), Hadfield (253), Kehoe (240), Kelly (223), MacDonald (220) & Arnason (215)*

SEASON OPENERS

1981-82	Oct. 6	at St. Louis	St. Louis 6	Pittsburgh 2	(8-5-2)
1980-81	Oct. 9	at Philadelphia	Philadelphia 7	Pittsburgh 4	(8-4-2)
1979-80	Oct. 10	vs Winnipeg	Pittsburgh 4	Winnipeg 2	(8-3-2)
1978-79	Oct. 11	vs Toronto	Toronto 3	Pittsburgh 2	(7-3-2)
1977-78	Oct. 12	vs St. Louis	Pittsburgh 4	St. Louis 2	(7-2-2)
1976-77	Oct. 6	vs Vancouver	Pittsburgh 9	Vancouver 5	(6-2-2)
1975-76	Oct. 7	at Washington	Pittsburgh 4	Washington 2	(5-2-2)
1974-75	Oct. 9	at Minnesota	Pittsburgh 4	Minnesota 2	(4-2-2)
1973-74	Oct. 12	at Atlanta	Pittsburgh 4	Atlanta 3	(3-2-2)
1972-73	Oct. 7	vs Los Angeles	Pittsburgh 4	Los Angeles 2	(2-2-2)
1971-72	Oct. 9	vs Philadelphia	Pittsburgh 3	Philadelphia 2	(1-2-2)
1970-71	Oct. 10	vs Buffalo	Buffalo 2	Pittsburgh 1	(0-2-2)
1969-70	Oct. 11	vs California	Pittsburgh 2	California 2	(0-1-2)
1968-69	Oct. 12	vs Montreal	Pittsburgh 1	Montreal 1	(0-1-1)
1967-68	Oct. 11	vs Montreal	Montreal 2	Pittsburgh 1	(0-1-0)

HOME OPENERS

1981-82	Oct. 10	Quebec	Pittsburgh 2	Quebec 1	(9-4-2)
1980-81	Oct. 11	Winnipeg	Pittsburgh 5	Winnipeg 4	(8-4-2)
1979-80	Oct. 10	Winnipeg	Pittsburgh 3	Winnipeg 2	(7-4-2)
1978-79	Oct. 11	Toronto	Toronto 3	Pittsburgh 2	(6-4-2)
1977-78	Oct. 12	St. Louis	Pittsburgh 4	St. Louis 2	(6-3-2)
1976-77	Oct. 6	Vancouver	Pittsburgh 9	Vancouver 5	(5-3-2)
1975-76	Oct. 11	Washington	Pittsburgh 7	Washington 5	(4-3-2)
1974-75	Oct. 12	Detroit	Pittsburgh 7	Detroit 2	(3-3-2)
1973-74	Oct. 13	NY Rangers	New York 8	Pittsburgh 2	(2-3-2)
1972-73	Oct. 7	Los Angeles	Pittsburgh 4	Los Angeles 2	(2-2-2)
1971-72	Oct. 9	Philadelphia	Pittsburgh 3	Philadelphia 2	(1-2-2)
1970-71	Oct. 10	Buffalo	Buffalo 2	Pittsburgh 1	(0-2-2)
1969-70	Oct. 11	California	Pittsburgh 2	California 2	(0-1-2)
1968-69	Oct. 12	Montreal	Pittsburgh 1	Montreal 1	(0-1-1)
1967-68	Oct. 11	Montreal	Montreal 2	Pittsburgh 1	(0-1-0)

AWAY OPENERS

1981-82	Oct. 6	at St. Louis	St. Louis 6	Pittsburgh 2	(6-8-1)
1980-81	Oct. 9	at Philadelphia	Philadelphia 7	Pittsburgh 4	(6-7-1)
1979-80	Oct. 14	at Boston	Pittsburgh 4	Boston 1	(6-6-1)
1978-79	Oct. 12	at Boston	Boston 8	Pittsburgh 2	(5-6-1)
1977-78	Oct. 14	at Washington	Washington 2	Pittsburgh 1	(5-5-1)
1976-77	Oct. 7	at Montreal	Montreal 10	Pittsburgh 1	(5-4-1)
1975-76	Oct. 7	at Washington	Pittsburgh 4	Washington 2	(5-3-1)
1974-75	Oct. 9	at Minnesota	Pittsburgh 4	Minnesota 2	(4-3-1)
1973-74	Oct. 12	at Atlanta	Pittsburgh 4	Atlanta 3	(3-3-1)
1972-73	Oct. 11	at St. Louis	Pittsburgh 5	St. Louis 2	(2-3-1)
1971-72	Oct. 10	at Buffalo	Buffalo 2	Pittsburgh 1	(1-3-1)
1970-71	Oct. 15	at Minnesota	Minnesota 4	Pittsburgh 2	(1-2-1)
1969-70	Oct. 19	at Boston	Boston 4	Pittsburgh 0	(1-1-1)
1968-69	Oct. 16	at Toronto	Pittsburgh 2	Toronto 2	(1-0-1)
1967-68	Oct. 13	at St. Louis	Pittsburgh 3	St. Louis 1	(1-0-0)

SCORING SUMMARIES

PITTSBURGH VS BOSTON

1981-82	GP	W	L	T	PTS	GF	GA	PPG	SHG	PEN	PIM
PITTSBURGH	3	1	1	1	3	10	10	1-12	0	21	61
BOSTON	3	1	1	1	3	10	10	2-12	1	22	71

AT PITTSBURGH (1-1-0)

Nov. 14 PGH. 3 (Dion) at BOS. 3 (Vachon)

Jan. 20 BOS. 4 (Baron) at PGH. 5 (Dion)

Mar. 3 BOS. 3 (Vachon) at PGH. 2 (Dion)

(Boston leads all-time series (47-13-13))

AT BOSTON (0-0-1)

WG - Kehoe

WG - Pederson

GOALS & SHOTS BY PERIODS	1st	2nd	3rd	Total
PITTSBURGH	2-21	5-28	3-22	10-71
BOSTON	2-29	7-25	1-26	10-80

PITTSBURGH							BOSTON						
Player	GP	SOG	G	A	PTS	PIM	Player	GP	SOG	G	A	PTS	PIM
Bullard	3	8	3	3	6	0	Fergus	2	9	3	0	3	0
Kehoe	3	10	3	0	3	0	K. Crowder	3	4	1	2	3	4
Ferguson	3	4	2	1	3	0	O'Reilly	3	1	0	3	3	22
Malone	3	3	0	3	3	2	Pederson	3	7	2	0	2	4
Price	3	5	0	3	3	0	Park	3	8	1	1	2	2
Carlyle	2	2	1	1	2	0	Bourque	2	6	0	2	2	0
Graham	2	0	0	2	2	2	Leveille	2	3	0	2	2	14
Stackhouse	3	2	1	0	1	4	Cashman	3	4	0	2	2	2
Simpson	1	2	0	1	1	0	Jonathan	2	3	1	0	1	4
Baxter	3	4	0	1	1	32	Kasper	2	4	1	0	1	5
Boutette	3	3	0	1	1	4	McNab	3	5	1	0	1	0
Lee	3	11	0	1	1	0	Krushelnyski	1	1	0	1	1	0
Anderson	1	0	0	0	0	0	Milbury	2	0	0	1	1	2
Faubert	1	2	0	0	0	2	Marcotte	3	3	0	1	1	2
Feltrin	1	0	0	0	0	0	McCrimmon	3	4	0	1	1	2
Hotham	1	2	0	0	0	0	O'Connell	3	5	0	1	1	2
Johnson	1	0	0	0	0	0	Baron	1	0	0	0	0	0
Mulvey	1	2	0	0	0	2	Gillis	1	2	0	0	0	0
St. Laurent	1	0	0	0	0	0	MacTavish	1	0	0	0	0	0
Schutt	1	0	0	0	0	0	Redmond	1	0	0	0	0	0
Shedden	1	2	0	0	0	0	Melnyk	2	4	0	0	0	0
Chorney	2	0	0	0	0	0	Vachon	2	0	0	0	0	0
Gardner	2	7	0	0	0	2	B. Crowder	3	0	0	0	0	2
MacLeish	2	1	0	0	0	7	Middleton	3	7	0	0	0	2
Rissling	2	0	0	0	0	4	Bench						2
Sheppard	2	1	0	0	0	0							
Dion	3	0	0	0	0	0							
TOTAL	3	71	10	17	27	21-61	TOTAL	3	80	10	17	27	22-71

GOALTENDERS	GP	MP	GA	SO	SAVES	AVG	W-L-T
Dion (P)	3	180	10	0	70	3.33	1-1-1
Vachon (B)	2	120	5	0	44	2.50	1-0-1
Baron (B)	1	60	5	0	17	5.00	0-1-0
BOSTON TOTAL	3	180	10	0	61	3.33	1-1-1

POWER PLAY GOALS: PITTSBURGH: 1 for 12 Kehoe
 BOSTON: 2 for 12 Jonathan & Park

SHORTHANDED GOAL: BOSTON: 1 McNab

HAT TRICK: Rick Kehoe Jan. 20 vs Marco Baron

SCORING SUMMARIES

PITTSBURGH VS BUFFALO

1981-82	GP	W	L	T	PTS	GF	GA	PPG	SHG	PEN	PIM
PITTSBURGH	3	1	2	0	2	12	15	5-17	0	27	111
BUFFALO	3	2	1	0	4	15	12	5-11	1	35	151

AT PITTSBURGH (1-1-0)

Oct. 31 BUF. 1 (Edwards) at PGH. 3 (Dion)

Dec. 6 PGH. 4 (Harrison) at BUF. 7 (Edwards)

Dec. 26 BUF. 7 (Edwards) at PGH. 5 (Ricci)

(Buffalo leads all-time series (25-12-20))

AT BUFFALO (0-1-0)

WG - Faubert

WG - Seiling

WG - Haworth

GOALS & SHOTS BY PERIODS	1st	2nd	3rd	Total
PITTSBURGH	3-28	4-38	5-27	12-93
BUFFALO	3-29	3-30	9-37	15-96

PITTSBURGH							BUFFALO						
Player	GP	SOG	G	A	PTS	PIM	Player	GP	SOG	G	A	PTS	PIM
Boutette	3	4	2	4	6	2	Van Boxmeer	3	13	1	5	6	10
Kehoe	3	11	2	2	4	2	Seiling	3	10	3	1	4	2
Carlyle	3	5	1	3	4	2	Ramsay	3	8	2	2	4	2
Gardner	3	8	1	3	4	0	Sauve	3	5	1	3	4	10
Malone	3	3	0	3	3	2	Savard	2	6	1	2	3	2
Johnson	3	6	1	1	2	12	Ramsey	3	2	1	2	3	10
Price	3	8	1	1	2	32	Ruff	3	7	1	2	3	29
Faubert	1	4	1	0	1	0	Haworth	2	6	2	0	2	0
Ferguson	3	6	1	0	1	0	McCourt	2	5	1	1	2	2
Lee	3	13	1	0	1	12	Perreault	2	3	0	2	2	0
Bullard	3	4	0	1	1	2	Foligno	2	5	1	0	1	4
Dion	1	0	0	0	0	0	Patrick	2	2	1	0	1	15
Harrison	1	0	0	0	0	0	Lambert	3	4	0	1	1	2
Ricci	1	0	0	0	0	0	McKegney	3	2	0	1	1	0
Rissling	1	0	0	0	0	4	Cunneyworth	1	1	0	0	0	25
Shedden	1	6	1	1	2	0	Gare	1	2	0	0	0	2
Chorney	2	0	0	0	0	0	Mongrain	1	0	0	0	0	0
Graham	2	2	0	0	0	0	Peterson	1	1	0	0	0	0
Mulvey	2	1	0	0	0	10	Hess	2	2	0	0	0	0
Anderson	3	0	0	0	0	6	Dunn	3	4	0	0	0	2
Baxter	3	7	0	0	0	21	Edwards	3	0	0	0	0	0
Sheppard	3	3	0	0	0	2	Hajt	3	5	0	0	0	14
Stackhouse	3	2	0	0	0	2	Playfair	3	3	0	0	0	18
							Bench						2
TOTAL	3	93	12	19	31	27-111	TOTAL	2	96	15	22	37	35-151

GOALTENDERS	GP	MP	GA	SO	SAVES	AVG	W-L-T
Dion (P)	1	60	1	0	23	1.00	1-0-0
Harrison (P)	1	60	6 (1)	0	28	6.00	0-1-0
Ricci (P)	1	60	6 (1)	0	30	6.00	0-1-0
PITTSBURGH TOTAL	3	180	15	0	81	5.00	1-2-0
Edwards (B)	3	180	12	0	81	4.00	2-1-0

POWER PLAY GOALS: PITTSBURGH: 5 for 17. Faubert, Kehoe, Carlyle, Boutette & Shedden
 BUFFALO: 5 for 11 Seiling, Savard, McCourt, Ruff & Haworth

SHORTHANDED GOAL: BUFFALO: Ramsay

SCORING SUMMARIES

PITTSBURGH VS CALGARY

1981-82	GP	W	L	T	PTS	GF	GA	PPG	SHG	PEN	PIM
PITTSBURGH	3	0	1	2	2	7	11	3-14	0	22	58
CALGARY	3	1	0	2	4	11	7	3-15	0	21	56

AT PITTSBURGH (0-0-1)

Oct. 22 PGH. 3 (Dion) at CAL. 3 (Riggin)

Jan. 16 PGH. 0 (Dion) at CAL. 3 (Riggin)

Mar. 7 CAL. 4 (Riggin) at PGH. 4 (Dion)

(Calgary leads all-time series (17-14-11))

AT CALGARY (0-1-1)

WG - McDonald

GOALS & SHOTS BY PERIODS

	1st	2nd	3rd	Total
PITTSBURGH	3-31	3-42	1-21	7-94
CALGARY	0-15	4-25	7-25	11-65

PITTSBURGH

Player	GP	SOG	G	A	PTS	PIM
Bullard	3	7	2	2	4	2
Ferguson	3	9	2	0	2	0
Gardner	2	6	2	0	2	0
Boutette	3	6	1	1	2	6
Carlyle	3	11	0	2	2	4
Faubert	1	0	0	1	1	2
Hamilton	1	0	0	1	1	0
Shedden	1	2	0	1	1	0
Kehoe	2	6	0	1	1	0
Price	3	5	0	1	1	11
Stackhouse	3	4	0	1	1	2
Anderson	1	0	0	0	0	15
Boyd	1	0	0	0	0	0
Chorney	1	1	0	0	0	2
Graham	1	1	0	0	0	0
Hotham	1	2	0	0	0	0
Mulvey	1	4	0	0	0	0
Rissling	1	0	0	0	0	0
St. Laurent	1	2	0	0	0	0
Simpson	1	1	0	0	0	0
Johnson	2	1	0	0	0	0
MacLeish	2	5	0	0	0	2
Schutt	2	2	0	0	0	0
Sheppard	2	4	0	0	0	0
Baxter	3	3	0	0	0	6
Dion	3	0	0	0	0	0
Lee	3	6	0	0	0	0
Malone	3	6	0	0	0	4
TOTAL	3	94	7	11	18	22-58

CALGARY

Player	GP	SOG	G	A	PTS	PIM
McDonald	2	7	2	2	4	2
Nilsson	2	5	2	1	3	0
Chouinard	3	8	1	2	3	0
LaVallee	2	5	2	0	2	0
Carlyle	3	5	1	1	2	0
Houston	3	3	1	1	2	12
Rautakallio	3	5	0	2	2	0
Cyr	2	3	1	0	1	0
LaBraaten	2	2	1	0	1	0
Lever	1	1	0	1	1	0
Peplinski	2	0	0	1	1	15
Reinhart	2	1	0	1	1	0
Murdoch	3	3	0	1	1	0
Plett	3	2	0	1	1	21
Russell	3	2	0	1	1	0
Eloranta	1	0	0	0	0	2
Gould	1	0	0	0	0	0
Holt	1	0	0	0	0	0
MacMillan	1	1	0	0	0	2
Marsh	1	1	0	0	0	0
Bridgman	2	4	0	0	0	0
Clement	2	3	0	0	0	0
Bourgeois	2	1	0	0	0	2
Konroyd	2	1	0	0	0	0
McAdam	2	2	0	0	0	0
Riggin	3	0	0	0	0	0
TOTAL	3	65	11	15	26	21-56

GOALTENDERS

	GP	MP	GA	SO	SAVES	AVG	W-L-T
Dion (P)	3	180	11	0	54	3.67	0-1-2
Riggin (C)	3	180	7	1	87	2.33	1-0-2

POWER PLAY GOALS:

PITTSBURGH: 3 for 14 Boutette, Ferguson & Gardner

CALGARY: 3 for 15 LaBraaten, Chouinard & Nilsson

SHUTOUT:

Pat Riggin (January 16 at Calgary) 4-0

SCORING SUMMARIES

PITTSBURGH VS CHICAGO

1981-82	GP	W	L	T	PTS	GF	GA	PPG	SHG	PEN	PIM
PITTSBURGH	3	0	1	2	2	11	14	5-18	0	21	56
CHICAGO	3	1	0	2	4	14	11	3-15	1	24	62

AT PITTSBURGH (0-0-1)

Oct. 7 PGH. 5 (Dion) at CHI. 5 (Esposito)

Jan. 6 PGH. 3 (Harrison) at CHI. 6 (Esposito)

Mar. 27 CHI. 3 (Bannerman) at PGH. 3 (Dion)

(Chicago leads all-time series (40-19-11))

AT CHICAGO (0-1-1)

WG - Paterson

GOALS & SHOTS BY PERIODS

	1st	2nd	3rd	Total
PITTSBURGH	2-38	4-36	5-38	11-112
CHICAGO	4-38	5-37	5-32	14-107

PITTSBURGH

Player	GP	SOG	G	A	PTS	PIM
P. Gardner	4	10	3	2	5	2
Kehoe	3	13	1	3	4	0
Carlyle	3	13	0	4	4	2
Boutette	3	9	1	2	3	8
Baxter	3	9	0	3	3	12
Malone	3	7	2	0	2	2
Lee	3	6	0	2	2	0
St. Laurent	1	1	1	0	1	0
Simpson	1	2	1	0	1	0
Bullard	2	6	1	0	1	2
MacLeish	2	7	1	0	1	0
McClelland	1	0	0	1	1	0
Shedden	1	3	0	1	1	2
Sheppard	1	1	0	1	1	0
Ferguson	2	3	0	1	1	2
Graham	2	1	0	1	1	0
Anderson	1	0	0	0	0	2
Boyd	1	1	0	0	0	2
Hamilton	1	2	0	0	0	0
Harrison	1	0	0	0	0	0
Hotham	1	1	0	0	0	0
P. Mulvey	1	2	0	0	0	0
Chorney	2	0	0	0	0	0
Dion	2	0	0	0	0	0
Johnson	2	0	0	0	0	0
Schutt	2	3	0	0	0	5
Price	3	5	0	0	0	11
Stackhouse	3	7	0	0	0	4
TOTAL	2	112	11	21	32	21-56

CHICAGO

Player	GP	SOG	G	A	PTS	PIM
Savard	3	12	3	3	6	0
Secord	3	11	3	2	5	2
B. Gardner	3	5	2	2	4	0
Higgins	3	10	1	3	4	4
Paterson	2	6	2	1	3	2
Murray	2	5	0	3	3	7
Lysiak	2	3	1	1	2	2
Wilson	3	13	1	1	2	0
Brown	1	2	0	2	2	2
Marsh	3	7	0	2	2	0
Preston	2	2	1	0	1	0
Hutchison	2	3	0	1	1	0
Crossman	3	5	0	1	1	2
Fox	3	1	0	1	1	8
Sutter	3	8	0	1	1	2
Bannerman	1	0	0	0	0	0
Bulley	1	0	0	0	0	0
Dupont	1	0	0	0	0	0
Ludzik	1	0	0	0	0	2
Marks	1	0	0	0	0	0
Sharpley	1	2	0	0	0	5
Zaharko	1	3	0	0	0	2
Esposito	2	0	0	0	0	0
Kerr	2	3	0	0	0	0
Ruskowski	2	1	0	0	0	14
G. Mulvey	3	5	0	0	0	8
TOTAL	3	107	14	24	38	24-62

GOALTENDERS

	GP	MP	GA	SO	SAVES	AVG	W-L-T
Dion (P)	2	120	8	0	61	4.00	0-0-2
Harrison (P)	1	60	6	0	32	6.00	0-1-0
PITTSBURGH TOTAL	3	180	14	0	93	4.67	0-1-2

CHICAGO TOTAL

	GP	MP	GA	SO	SAVES	AVG	W-L-T
Bannerman (C)	1	60	3	0	36	3.00	0-0-1
Esposito (C)	2	120	8	0	65	4.00	1-0-1
CHICAGO TOTAL	3	180	11	0	101	3.67	1-0-2

POWER PLAY GOALS:

PITTSBURGH: 5 for 18 Gardner 3, Boutette & Kehoe

CHICAGO: 3 for 15 Secord, Savard & Wilson

SHORTHANDED GOAL:

CHICAGO: 1 B. Gardner

SCORING SUMMARIES

PITTSBURGH VS COLORADO

1981-82	GP	W	L	T	PTS	GF	GA	PPG	SHG	PEN	PIM
PITTSBURGH	3	3	0	0	6	17	5	5-8	0	23	84
COLORADO	3	0	3	0	0	5	17	3-13	0	18	82

AT PITTSBURGH (2-0-0)

Oct. 22 COL. 3 (Myre) at PGH. 5 (Dion)
 Mar. 13 COL. 2 (Myre) at PGH. 6 (Dion)
 Mar. 21 PGH. 4 (Edwards) at COL. 0 (Resch/Myre)
 Myre replaced Resch at 41:32 on March 21

AT COLORADO (1-0-0)

WG - Schutt
 WG - Hamilton
 WG - Boutette

(Pittsburgh leads all-time series (19-8-4))

GOALS & SHOTS BY PERIODS

	1st	2nd	3rd	Total
PITTSBURGH	5-17	5-33	7-27	17-77
COLORADO	2-25	1-29	2-21	5-75

PITTSBURGH

Player	GP	SOG	G	A	PTS	PIM
Ferguson	3	5	2	3	5	0
Kehoe	2	5	2	2	4	0
Bullard	3	6	2	2	4	0
Malone	3	5	2	2	4	2
Carlyle	3	7	0	4	4	2
Boutette	3	8	2	1	3	6
Lee	3	8	2	1	3	6
MacLeish	2	1	0	3	3	2
Gardner	3	5	0	3	3	0
Hamilton	2	4	2	0	2	0
Faubert	1	4	0	2	2	0
Shedden	1	3	1	0	1	0
Sheppard	2	2	1	0	1	2
Schutt	2	3	1	0	1	0
Hotham	1	0	0	1	1	0
Johnson	1	2	0	1	1	0
Baxter	3	4	0	1	1	6
Price	3	3	0	1	1	2
Anderson	1	1	0	0	0	10
Boyd	1	0	0	0	0	0
Chorney	1	0	0	0	0	0
Edwards	1	0	0	0	0	0
Graham	1	0	0	0	0	5
Mulvey	1	0	0	0	0	27
Dion	2	0	0	0	0	4
St. Laurent	2	2	0	0	0	0
Stackhouse	3	2	0	0	0	10
TOTAL	3	77	17	27	44	23-84

COLORADO

Player	GP	SOG	G	A	PTS	PIM
Ashton	3	11	2	1	3	0
Tambellini	2	8	0	3	3	0
Brotten	2	1	1	1	2	0
Levo	3	5	1	1	2	0
McDonald	1	2	0	2	2	2
Lever	2	5	1	0	1	0
MacMillan	2	3	0	1	1	0
Baker	1	0	0	0	0	0
Cirella	1	1	0	0	0	0
Malinowski	1	2	0	0	0	2
Miller	1	2	0	0	0	0
Nicolson	1	1	0	0	0	0
Resch	1	0	0	0	0	0
Ketola	2	1	0	0	0	0
Kitchen	2	0	0	0	0	2
Wensink	2	0	0	0	0	35
Maxwell	2	3	0	0	0	4
Weir	2	3	0	0	0	0
Cameron	3	2	0	0	0	2
Foster	3	5	0	0	0	0
Gagne	3	4	0	0	0	0
Lorimer	3	4	0	0	0	10
Myre	3	0	0	0	0	0
Porvari	3	4	0	0	0	0
Quenneville	3	0	0	0	0	0
Ramage	3	8	0	0	0	25
TOTAL	3	75	5	9	14	18-82

GOALTENDERS

	GP	MP	GA	SO	SAVES	AVG	W-L-T
Edwards (P)	1	60	0	1	28	0.00	1-0-0
Dion (P)	2	120	5	0	42	2.50	2-0-0
PITTSBURGH TOTAL	3	180	5	1	70	1.67	3-0-0
Myre (C)	2	138	12	0	43	5.22	0-2-0
Resch (C)	1	42	5	0	17	7.14	0-1-0
COLORADO TOTAL	3	180	17	0	60	5.67	0-3-0

POWER PLAY GOALS:

PITTSBURGH: 5 for 8 Boutette 2, Malone, Kehoe & Bullard
COLORADO: 3 for 13 Ashton, Levo & Brotten

SHUTOUT:

Gary Edwards (March 21 at Colorado) 6-0

SCORING SUMMARIES

PITTSBURGH VS DETROIT

1981-82	GP	W	L	T	PTS	GF	GA	PPG	SHG	PEN	PIM
PITTSBURGH	3	1	2	0	2	11	11	2-26	0	29	83
DETROIT	3	2	1	0	4	11	11	2-17	0	26	61

AT PITTSBURGH (1-0-0)

Oct. 18 PGH. 2 (Dion) at DET. 3 (Gilbert)
 Nov. 28 DET. 3 (Gilbert) at PGH. 5 (Dion)
 Jan. 7 PGH.4 (Dion) at DET. 5 (Sauve)

AT DETROIT (0-2-0)

WG - McKechnie
 WG - Bullard
 WG - Huber

(All-time series tied (36-36-9))

GOALS & SHOTS BY PERIODS

	1st	2nd	3rd	Total
PITTSBURGH	2-24	8-31	1-28	11-83
DETROIT	4-35	4-34	3-39	11-108

PITTSBURGH

Player	GP	SOG	G	A	PTS	PIM
Bullard	3	6	3	1	4	0
Gardner	3	6	2	2	5	2
Boutette	3	5	1	3	4	6
Kehoe	3	13	1	3	4	2
Simpson	1	1	1	1	2	0
Price	3	3	0	2	2	4
MacLeish	1	3	1	0	1	0
Lee	2	7	1	0	1	4
Ferguson	3	8	1	0	1	2
Mulvey	1	2	0	1	1	7
Anderson	2	2	0	1	1	4
Baxter	3	7	0	1	1	21
Sheppard	3	5	0	1	1	0
Boyd	1	0	0	0	0	14
Faubert	1	2	0	0	0	0
Schutt	1	0	0	0	0	0
Carlyle	2	5	0	0	0	4
Graham	2	1	0	0	0	9
Johnson	2	1	0	0	0	0
Shedden	2	1	0	0	0	0
Chorney	3	0	0	0	0	4
Dion	3	0	0	0	0	0
Malone	3	3	0	0	0	0
Stackhouse	3	1	0	0	0	0
TOTAL	3	83	11	16	27	29-83

DETROIT

Player	GP	SOG	G	A	PTS	PIM
McKechnie	3	6	2	2	4	0
Foligno	2	11	2	1	3	7
Larson	3	15	2	0	2	2
Huber	3	13	1	1	2	4
Ogrodnick	3	11	1	1	2	0
Kirton	3	4	0	2	2	4
Osbourne	3	4	0	2	2	9
G. Smith	3	2	0	2	2	10
Nolan	1	1	1	0	1	2
Peterson	1	4	1	0	1	2
Vail	2	4	1	0	1	0
Schoenfeld	1	0	0	1	1	0
Woods	2	1	0	1	1	2
Barrett	3	1	0	1	1	0
Blaisdell	3	5	0	1	1	2
Korn	3	2	0	1	1	6
Joly	1	1	0	0	0	0
Lyle	1	3	0	0	0	0
Sauve	1	0	0	0	0	0
D. Smith	1	1	0	0	0	0
Gilbert	2	0	0	0	0	0
McCourt	2	10	0	0	0	0
Nedomansky	2	4	0	0	0	2
B. Smith	2	2	0	0	0	7
Murdoch	3	3	0	0	0	2
TOTAL	3	108	11	16	27	26-61

GOALTENDERS

	GP	MP	GA	SO	SAVES	AVG	W-L-T
Dion (P)	3	180	11	0	97	3.67	1-2-0
Gilbert (D)	2	120	7	0	55	3.50	1-1-0
Sauve (D)	1	60	4	0	17	4.00	1-0-0
DETROIT TOTAL	3	180	11	0	72	3.67	2-1-0

POWER PLAY GOALS:

PITTSBURGH: 2 for 16 Boutette & Bullard
DETROIT: 2 for 17 Huber & McKechnie

SHORTHANDED GOALS:

DETROIT: 2 Larson & Nolan

SCORING SUMMARIES

PITTSBURGH VS EDMONTON

1981-82	GP	W	L	T	PTS	GF	GA	PPG	SHG	PEN	PIM
PITTSBURGH	3	0	3	0	0	8	22	2-11	0	15	41
EDMONTON	3	3	0	0	6	22	8	3-12	1	14	42

AT PITTSBURGH (0-1-0)

Oct. 23 PGH. 3 (Harrison) at EDM. 4 (Fuhr)
 Feb. 27 EDM. 4 (Low) at PGH. 1 (Dion)
 Mar. 17 PGH.4 (Dion) at EDM. 10 (Low)
 (Edmonton leads all-time series (8-2-1))

AT EDMONTON (0-2-0)

WG - Hunter
 WG - G. Anderson
 WG - Gretzky

GOALS & SHOTS BY PERIODS

	1st	2nd	3rd	Total
PITTSBURGH	0-41	4-37	4-41	8-119
EDMONTON	8-41	5-38	9-34	22-113

PITTSBURGH

EDMONTON

Player	GP	SOG	G	A	PTS	PIM	Player	GP	SOG	G	A	PTS	PIM
Carlyle	3	8	1	3	4	2	Gretzky	3	17	5	4	9	0
Boutette	3	10	2	1	3	2	Coffey	3	11	1	5	6	2
Gardner	2	8	1	2	3	0	G. Anderson	3	19	4	1	5	6
Hotham	2	4	1	1	2	0	Hagman	3	4	2	3	5	0
Johnson	1	2	1	0	1	6	Messier	3	9	1	4	5	5
Bullard	3	4	1	0	1	0	Kurri	3	9	1	3	4	2
Ferguson	3	9	1	0	1	4	Low	3	3	1	3	4	0
Hamilton	1	1	0	1	1	0	Hughes	3	5	1	2	3	4
Mulvey	1	4	0	1	1	0	Lariviere	3	4	1	2	3	0
Kehoe	2	8	0	1	1	0	Hunter	3	6	2	0	2	2
St. Laurent	2	4	0	1	1	0	Fogolin	3	2	1	1	2	0
Lee	3	7	0	1	1	0	Siltanen	3	8	1	1	2	0
Stackhouse	3	6	0	1	1	0	Boschman	1	0	0	2	2	0
R. Anderson	1	1	0	0	0	0	Lumley	2	5	1	0	1	2
Boyd	1	0	0	0	0	0	Callighen	1	0	0	1	1	0
Faubert	1	1	0	0	0	0	Fuhr	1	0	0	1	1	0
Gatzos	1	0	0	0	0	0	Weir	1	0	0	1	1	0
Harrison	1	0	0	0	0	0	Huddy	2	4	0	1	1	2
Shedden	1	3	0	0	0	2	Unger	2	3	0	1	1	15
Sheppard	1	1	0	0	0	0	Semenko	3	4	0	1	1	0
Simpson	1	0	0	0	0	0	Brackenbury	1	0	0	0	0	0
Chorney	2	6	0	0	0	2	Hicks	1	0	0	0	0	2
Dion	2	0	0	0	0	0	Roulston	1	0	0	0	0	0
MacLeish	2	5	0	0	0	0	Low	2	0	0	0	0	0
Price	2	4	0	0	0	15							
Baxter	3	7	0	0	0	6							
Malone	3	7	0	0	0	2							
Schutt	3	9	0	0	0	0							
TOTAL	3	119	8	13	21	15-41	TOTAL	3	113	22	37	59	14-42

GOALTENDERS

	GP	MP	GA	SO	SAVES	AVG	W-L-T
Dion (P)	2	120	12 (2)	0	72	6.00	0-2-0
Harrison (P)	1	60	8	0	19	8.00	0-1-0
PITTSBURGH TOTAL	3	180	22	0	91	7.33	0-3-0
Low (E)	2	120	5	0	76	2.50	2-0-0
Fuhr (E)	1	60	3	0	35	3.00	1-0-0
EDMONTON TOTAL	3	180	8	0	111	2.67	3-0-0

POWER PLAY GOALS:

PITTSBURGH: 2 for 11 Boutette 2
EDMONTON: 3 for 12 Hughes, G. Anderson & Gretzky

SHORTHANDED GOAL:

EDMONTON: 1 Lowe

HAT TRICK:

Wayne Gretzky March 17 vs Michel Dion

SCORING SUMMARIES

PITTSBURGH VS HARTFORD

1981-82	GP	W	L	T	PTS	GF	GA	PPG	SHG	PEN	PIM
PITTSBURGH	3	2	0	1	5	18	11	1-11	0	23	52
HARTFORD	3	0	2	1	1	11	18	3-13	0	22	58

AT PITTSBURGH (1-0-1)

Jan. 2 HART. 4 (Garrett) at PGH. 9 (Harrison)
 Jan. 3 PGH. 6 (Harrison) at HART. 4 (Millen)
 Feb. 10 HART. 3 (Millen/Veisor) at PGH. 3 (Dion)
 Veisor replaced Millen at 18:59 to 20:00 on February 10
 (Pittsburgh leads all-time series (5-4-2))

AT HARTFORD (1-0-0)

WG - Sheppard
 WG - Shedden

GOALS & SHOTS BY PERIODS

	1st	2nd	3rd	Total
PITTSBURGH	7-43	5-31	6-31	18-105
HARTFORD	1-26	3-41	7-32	11-99

PITTSBURGH

HARTFORD

Player	GP	SOG	G	A	PTS	PIM	Player	GP	SOG	G	A	PTS	PIM
Shedden	3	8	4	2	6	2	Stoughton	3	15	4	3	7	2
Gardner	2	6	2	3	5	0	Francis	3	15	3	4	7	2
Boutette	3	10	2	3	5	6	Howatt	3	6	2	3	5	2
Bullard	3	7	0	5	5	4	Larouche	3	8	1	3	4	2
Kehoe	2	9	3	1	4	0	Howe	3	9	0	3	3	4
Simpson	3	1	0	3	3	0	Anderson	3	1	0	2	2	0
Sheppard	3	6	2	0	2	2	Sulliman	3	8	1	0	1	0
Gatzos	1	3	1	1	2	0	Renaud	1	0	0	1	1	0
Johnson	2	4	1	1	2	0	Bourbonnais	3	5	0	1	1	0
MacLeish	3	10	1	1	2	0	Kotsopoulos	3	8	0	1	1	2
Carlyle	3	3	0	2	2	9	Garrett	1	0	0	0	0	0
Price	3	4	0	2	2	4	McClanahan	1	0	0	0	0	0
Malone	2	5	1	0	1	0	McIlhargey	1	2	0	0	0	0
Hotham	1	4	0	1	1	2	Meagher	1	1	0	0	0	2
Baxter	2	1	0	1	1	2	Veisor	1	0	0	0	0	0
Boyd	3	3	0	1	1	8	Millen	2	0	0	0	0	0
Stackhouse	3	3	0	1	1	2	Shmyr	2	3	0	0	0	0
Dion	1	0	0	0	0	0	Gillen	3	2	0	0	0	5
Ferguson	1	8	1	0	1	0	Keon	3	2	0	0	0	0
Graham	2	2	0	0	0	7	Miller	3	3	0	0	0	4
Harrison	2	0	0	0	0	0	Nachnaur	3	4	0	0	0	8
Chorney	3	2	0	0	0	2	Vpican	3	4	0	0	0	4
Lee	3	6	0	0	0	0	Wesley	3	3	0	0	0	21
Bench						2							
TOTAL	3	195	18	28	46	23-52	TOTAL	3	99	11	21	32	22-58

GOALTENDERS

	GP	MP	GA	SO	SAVES	AVG	W-L-T
Dion (P)	1	60	3	0	26	3.00	0-0-1
Harrison (P)	2	120	8	0	62	4.00	2-0-0
PITTSBURGH TOTAL	3	180	11	0	88	3.67	2-0-1
Veisor (H)	1	1	0	0	1	0.00	0-0-0
Millen (H)	2	119	8 (1)	0	61	4.03	0-1-1
Garrett (H)	1	60	9	0	25	9.00	0-1-0
HARTFORD TOTAL	3	180	18	0	87	6.00	0-2-1

POWER PLAY GOALS:

PITTSBURGH: 1 for 11 Ferguson
HARTFORD: 3 for 13 Francis, Stoughton & Larouche

HAT TRICKS

PITTSBURGH: Doug Shedden (January 2) vs John Garrett
HARTFORD: Blaine Stoughton (January 3) vs Paul Harrison

SCORING SUMMARIES

PITTSBURGH VS LOS ANGELES

1981-82	GP	W	L	T	PTS	GF	GA	PPG	SHG	PEN	PIM
PITTSBURGH	3	1	1	1	3	15	16	5-13	0	23	55
LOS ANGELES	3	1	1	1	3	16	15	6-13	0	23	55

AT PITTSBURGH (1-0-1)

Dec. 16 LA 6 (Lessard) at PGH. 7 (Dion)
 Feb. 13 LA 3 (Keans) at PGH. 3 (Dion)
 Mar. 20 PGH. 5 (Dion) at LA 7 (Keans/Lessard)
 Lessard replaced Keans at 20:00 on March 20

AT LOS ANGELES (0-1-0)

WG - Shedden
 WG - Dionne

(All-time series tied (39-39-14))

GOALS & SHOTS BY PERIODS

	1st	2nd	3rd	Total
PITTSBURGH	6-27	6-37	3-27	15-91
LOS ANGELES	5-36	5-30	6-25	16-91

PITTSBURGH

Player	GP	SOG	G	A	PTS	PIM
Ferguson	3	6	1	5	6	5
Kehoe	3	10	2	3	5	0
Gardner	2	7	4	0	4	4
Sheppard	3	6	4	0	4	9
Boutette	3	6	0	4	4	4
Shedden	2	4	2	0	2	0
Bullard	3	4	1	1	2	0
MacLeish	2	3	0	2	2	0
Carlyle	3	8	0	2	2	4
Schutt	1	6	1	0	1	4
St. Laurent	1	1	0	1	1	0
Baxter	2	2	0	1	1	2
Hotham	2	3	0	1	1	0
Malone	3	1	0	1	1	4
Price	3	2	0	1	1	7
Stackhouse	3	7	0	1	1	4
Gatzos	1	2	0	0	0	0
Hamilton	1	0	0	0	0	0
Johnson	1	3	0	0	0	0
Mulvey	1	0	0	0	0	0
Simpson	1	1	0	0	0	0
Chorney	2	2	0	0	0	2
Graham	2	2	0	0	0	2
Dion	3	0	0	0	0	0
Lee	3	5	0	0	0	2
Bench						2
TOTAL	3	91	15	23	38	23-55

LOS ANGELES

Player	GP	SOG	G	A	PTS	PIM
Dionne	3	8	1	5	6	0
L. Murphy	3	7	0	5	5	2
Taylor	3	8	1	3	4	9
Hardy	3	8	0	4	4	5
Nicholls	1	4	3	0	3	2
Bozek	3	8	3	0	3	2
Simmer	2	9	2	1	3	0
Jenson	1	3	2	0	2	0
Fox	3	5	1	1	2	0
Smith	3	6	1	1	2	2
Holmes	1	1	0	2	2	0
Hopkins	1	2	0	2	2	0
M. Murphy	1	1	1	0	1	0
Turnbull	1	3	1	0	1	2
Evans	1	0	0	1	1	0
Korab	1	1	0	1	1	0
St. Laurent	1	1	0	1	1	2
Bonar	3	1	0	1	1	11
Lewis	3	1	0	1	1	8
Gruhl	1	0	0	0	0	0
Hangsteben	1	1	0	0	0	4
Johansen	1	0	0	0	0	0
Sims	1	1	0	0	0	0
Chartraw	2	6	0	0	0	2
Keans	2	0	0	0	0	0
Kelly	2	0	0	0	0	0
Lessard	2	0	0	0	0	0
Terrion	2	5	0	0	0	0
Wells	3	1	0	0	0	4
TOTAL	3	91	16	29	45	23-55

GOALTENDERS

	GP	MP	GA	SO	SAVES	AVG	W-L-T
Dion (P)	3	180	16	0	75	5.33	1-1-1
Lessard (LA)	2	100	9	0	43	5.40	1-1-0
Keans (LA)	2	80	6	0	33	4.50	0-0-1
LOS ANGELES TOTAL	3	280	15	0	76	5.00	1-1-1

POWER PLAY GOALS:

PITTSBURGH: 5 for 13 Gardner 3, Shedden & Kehoe

LOS ANGELES: 6 for 13 Nicholls 3, Bozek, Taylor & Fox

HAT TRICK:

LOS ANGELES: Bernie Nicholls (March 20) vs Michel Dion

SCORING SUMMARIES

PITTSBURGH VS MINNESOTA

1981-82	GP	W	L	T	PTS	GF	GA	PPG	SHG	PEN	PIM
PITTSBURGH	3	1	2	0	2	14	15	4-16	0	20	51
MINNESOTA	3	2	1	0	4	15	14	3-15	1	23	54

AT PITTSBURGH (1-1-0)

Oct. 17 MINN. 2 (Meloche) at PGH. 5 (Dion)
 Feb. 3 MINN. 9 (Meloche) at PGH. 6 (Harrison)
 Mar. 15 PGH. 3 (Edwards) at MINN. 4 (Meloche)

AT MINNESOTA (0-1-0)

WG - Chorney
 WG - Solheim
 WG - Palmer

(Pittsburgh leads all-time series (37-34-8))

GOALS & SHOTS BY PERIODS

	1st	2nd	3rd	Total
PITTSBURGH	6-42	2-45	6-33	14-120
MINNESOTA	2-29	8-30	5-39	15-108

PITTSBURGH

Player	GP	SOG	G	A	PTS	PIM
Kehoe	3	11	3	1	4	0
Boutette	3	6	1	3	4	4
Ferguson	3	7	1	3	4	0
Price	3	2	0	4	4	14
Baxter	3	17	1	2	3	7
Bullard	3	4	1	2	3	0
Johnson	1	6	1	1	2	0
Carlyle	2	8	1	1	2	6
Malone	3	8	1	1	2	2
Lee	2	2	0	2	2	6
Stackhouse	2	2	0	2	2	0
Gatzos	1	1	1	0	1	0
Hamilton	1	2	1	0	1	2
Mulvey	1	7	1	0	1	0
Chorney	3	1	1	0	1	2
Graham	1	4	0	1	1	2
MacLeish	2	6	0	1	1	2
Shedden	1	1	0	0	0	0
Boyd	2	4	0	0	0	2
Anderson	1	0	0	0	0	0
Dion	1	0	0	0	0	0
Edwards	1	0	0	0	0	0
Faubert	1	3	0	0	0	2
Harrison	1	0	0	0	0	0
Hotham	1	0	0	0	0	0
St. Laurent	1	2	0	0	0	0
Simpson	1	2	0	0	0	0
Gardner	2	3	0	0	0	0
Schutt	2	8	0	0	0	0
Sheppard	2	3	0	0	0	0
TOTAL	3	120	14	24	38	20-51

MINNESOTA

Player	GP	SOG	G	A	PTS	PIM
Broten	2	12	3	3	6	0
MacAdam	3	9	1	3	4	14
Payne	3	8	1	3	4	4
Smith	3	5	1	3	4	4
Palmer	3	8	2	1	3	0
Young	2	8	1	2	3	0
Ciccarelli	3	5	1	2	3	0
Hartsburg	3	5	0	3	3	2
Roberts	3	5	0	3	3	2
Hakansson	1	2	2	0	2	2
B. Maxwell	3	11	1	1	2	6
Solheim	3	6	1	1	2	0
Johnson	1	3	1	0	1	0
Andersson	2	3	0	1	1	0
Christoff	3	9	0	1	1	0
Brumwell	1	0	0	0	0	0
Dobson	1	3	0	0	0	0
Nyrop	1	1	0	0	0	0
Richter	1	1	0	0	0	4
Giles	2	1	0	0	0	2
Barrett	3	1	0	0	0	2
Carlson	3	2	0	0	0	10
Meloche	3	0	0	0	0	0
Bench						2
TOTAL	3	108	15	27	42	23-54

GOALTENDERS

	GP	MP	GA	SO	SAVES	AVG	W-L-T
Dion (P)	1	60	2	0	31	2.00	1-0-0
Edwards (P)	1	60	4	0	34	4.00	0-1-0
Harrison (P)	1	60	9	0	28	9.00	0-1-0
PITTSBURGH TOTAL	3	180	15	0	93	5.00	1-2-0
Meloche (M)	3	180	14	0	106	4.67	2-1-0

POWER PLAY GOALS:

PITTSBURGH: 4 for 16 Kehoe, Malone, Boutette & Carlyle

MINNESOTA: 3 for 15 Palmer, Smith & Johnson

SHORTHANDED GOAL:

MINNESOTA: MacAdam

SCORING SUMMARIES

PITTSBURGH VS MONTREAL

1981-82	GP	W	L	T	PTS	GF	GA	PPG	SHG	PEN	PIM
PITTSBURGH	3	1	2	0	2	9	14	1-15	0	16	35
MONTREAL	3	2	0	0	4	14	9	4-10	1	19	49

AT PITTSBURGH (1-0-0)

Nov. 21 PGH. 5 (Dion/Harrison) at MTL. 9 (Sevigny)

Nov. 25 MTL. 1 (Herron) at PGH. 2 (Dion)

Feb. 11 PGH. 2 (Dion) at MTL. 4 (Wamsley)

Harrison replaced Dion at 49:00 on November 21

(Montreal leads all-time series (58-13-10))

AT MONTREAL (0-2-0)

WG - Wickenheiser

WG - Graham

WG - Shutt

GOALS & SHOTS BY PERIODS

	1st	2nd	3rd	Total
PITTSBURGH	1-31	3-28	5-39	9-98
MONTREAL	6-36	5-40	3-32	14-108

PITTSBURGH

MONTREAL

Player	GP	SOG	G	A	PTS	PIM	Player	GP	SOG	G	A	PTS	PIM
Graham	3	10	2	1	3	2	Acton	3	9	3	4	7	2
Lee	3	5	2	1	3	0	Lafleur	3	8	1	5	6	0
Carlyle	3	8	0	3	3	4	Shutt	3	10	3	0	3	2
Stackhouse	3	3	0	3	3	4	Jarvis	3	6	1	2	3	2
Bullard	3	9	1	1	2	2	Lapointe	2	2	0	3	3	2
Price	3	2	1	1	2	0	Gainey	3	11	2	0	2	0
Sheppard	3	4	1	1	2	0	Mondou	3	4	1	1	2	4
Ferguson	3	8	0	2	2	0	Tremblay	3	6	1	1	2	2
Gatzos	1	5	1	0	1	2	Robinson	3	7	0	2	2	2
Kehoe	2	10	1	0	1	0	Gingras	1	7	1	0	1	0
Baxter	2	5	0	1	1	13	Wickenheiser	1	1	1	0	1	0
Johnson	2	6	0	1	1	0	Houle	1	1	0	1	1	0
Malone	3	5	0	1	1	2	Langway	2	7	0	1	1	0
Boyd	1	0	0	0	0	2	Engblom	3	10	0	1	1	0
Harrison	1	0	0	0	0	0	Napier	3	6	0	1	1	0
Hotham	1	0	0	0	0	0	Herron	1	0	0	0	0	0
MacLeish	1	4	0	0	0	0	Picard	1	4	0	0	0	0
Rissling	1	0	0	0	0	0	Sevigny	1	0	0	0	0	0
Simpson	1	2	0	0	0	0	Wamsley	1	0	0	0	0	0
Anderson	2	1	0	0	0	2	Hunter	2	2	0	0	0	2
Gardner	2	3	0	0	0	0	Larouche	2	3	0	0	0	0
Shedden	2	2	0	0	0	0	Delorme	3	2	0	0	0	4
Boutette	3	4	0	0	0	2	Nilan	3	0	0	0	0	23
Chorney	3	2	0	0	0	0	Risebrough	3	2	0	0	0	4
Dion	3	0	0	0	0	0							
TOTAL	3	98	9	16	25	16-35	TOTAL	3	108	14	22	36	19-49

GOALTENDERS

	GP	MP	GA	SO	SAVES	AVG	W-L-T
Dion (P)	3	169	12 (1)	0	89	4.26	1-2-0
Harrison (P)	1	11	1	0	5	5.45	0-0-0
PITTSBURGH TOTAL	3	180	14	0	94	4.67	1-2-0
Herron (M)	1	60	2	0	31	2.00	0-1-0
Wamsley (M)	1	60	2	0	28	2.00	1-0-0
Sevigny (M)	1	60	5	0	30	5.00	1-0-0
MONTREAL TOTAL	3	180	9	0	89	3.00	2-1-0

POWER PLAY GOALS:

PITTSBURGH: 1 for 15 Kehoe
MONTREAL: 4 for 10 Acton, Shutt, Gainey & Gingras

SHORTHANDED GOAL:

MONTREAL: Mondou

HAT TRICK:

MONTREAL: Keith Acton (November 21) vs Michel Dion (2) & Paul Harrison (1)

SCORING SUMMARIES

PITTSBURGH VS NY ISLANDERS

1981-82	GP	W	L	T	PTS	GF	GA	PPG	SHG	PEN	PIM
PITTSBURGH	8	2	6	0	4	22	40	6-37	1	79	271
NY ISLANDERS	8	6	2	0	12	40	22	11-38	1	77	259

AT PITTSBURGH (2-1-1)

Oct. 14 NYI 3 (Smith) at PGH. 1 (Dion)

Jan. 21 PGH. 1 (Dion) at NYI 6 (Melanson)

Jan. 26 PGH. 2 (Dion/Harrison) at NYI 9 (Smith)

Jan. 27 NYI 6 (Melanson) at PGH. 3 (Dion)

Feb. 16 PGH. 2 (Dion) at NYI 6 (Smith)

Feb. 21 NYI 3 (Melanson) at PGH. 4 (Dion)

Feb. 25 PGH. 2 (Dion) at NYI 4 (Smith)

Apr. 4 NYI 2 (Smith) at PGH. 7 (Dion)

Harrison replaced Dion at 4:08 on January 26

(All time series tied (17-17-12))

AT NY ISLANDERS (0-4-0)

WG - Bossy

WG - Trottier

WG - Trottier (2)

WG - Nystrom

WG - Nystrom (2)

WG - Bullard

WG - Trottier (3)

WG - Baxter

GOALS & SHOTS BY PERIODS

	1st	2nd	3rd	Total
PITTSBURGH	6-98	4-76	12-87	22-261
NY ISLANDERS	12-83	14-96	14-77	40-256

PITTSBURGH

NY ISLANDERS

Player	GP	SOG	G	A	PTS	PIM	Player	GP	SOG	G	A	PTS	PIM
Bullard	8	17	6	0	6	21	Trottier	8	26	7	6	13	16
Boutette	8	7	1	4	5	45	Gillies	7	16	7	4	11	4
Carlyle	7	12	2	2	4	2	Bossy	8	21	3	8	11	10
Malone	8	17	2	2	4	20	Tonelli	8	14	2	7	9	8
Price	8	14	2	2	4	27	D. Sutter	8	12	3	5	8	16
Simpson	6	11	1	3	4	0	Nystrom	6	13	4	3	7	19
Lee	8	16	1	3	4	16	Bourne	7	16	3	4	7	9
MacLeish	5	16	3	0	3	2	B. Sutter	7	15	2	5	7	35
Gatzos	4	9	2	1	3	6	Persson	7	13	0	7	7	23
Baxter	8	23	1	2	3	36	Potvin	6	22	1	4	6	18
Kehoe	7	25	0	3	3	0	McEwen	8	21	2	3	5	6
Schutt	7	12	0	3	3	25	Merrick	7	8	0	5	5	2
Gardner	2	5	1	1	2	0	Carroll	8	6	1	3	4	12
Ferguson	6	13	0	2	2	7	Marini	3	2	2	1	3	2
Stackhouse	7	12	0	2	2	26	Kallur	6	11	2	1	3	4
Sheppard	5	6	0	1	1	0	Goring	4	4	1	1	2	0
Chorney	8	11	0	1	1	15	Morrow	8	19	0	2	2	18
Dion	8	0	0	1	1	0	Jonsson	7	9	0	1	1	9
Anderson	1	1	0	0	0	9	Langevin	8	6	0	1	1	23
Boyd	1	2	0	0	0	0	Melanson	3	0	0	0	0	0
Graham	1	1	0	0	0	0	Lane	4	2	0	0	0	19
Hannan	1	0	0	0	0	0	Smith	5	0	0	0	0	6
Harrison	1	0	0	0	0	0							
McClelland	1	2	0	0	0	0							
Mulvey	1	2	0	0	0	0							
St. Laurent	2	6	0	0	0	4							
Shedden	2	0	0	0	0	0							
Rissling	2	0	0	0	0	0							
Feltrin	3	3	0	0	0	2							
Hotham	4	8	0	0	0	6							
Johnson	4	10	0	0	0	2							
TOTAL	8	261	22	33	55	79-271	TOTAL	8	256	40	72	112	77-259

GOALTENDERS

	GP	MP	GA	SO	SAVES	AVG	W-L-T
Harrison (P)	1	56	4	0	19	4.29	0-0-0
Dion (P)	8	424	35 (1)	0	197	4.95	2-6-0
PITTSBURGH TOTAL	8	480	40	0	216	5.00	2-6-0
Smith (NYI)	5	300	14	0	158	2.80	4-1-0
Melanson (NYI)	3	180	8	0	81	2.67	2-1-0
NEW YORK TOTAL	8	480	22	0	239	2.75	6-2-0

POWER PLAY GOALS:

PITTSBURGH: 6 for 37 Boutette, Bullard, Price, Baxter, Gatzos & Gardner
NEW YORK: 11 for 38 Gillies 3, Trottier 3, Bourne, Marini, Kallur, Tonelli & Potvin

SHORTHANDED GOAL:

PITTSBURGH: 1 Carlyle
NEW YORK: 1 Kallur

SCORING SUMMARIES

PITTSBURGH VS N.Y. RANGERS

1981-82	GP	W	L	T	PTS	GF	GA	PPG	SHG	PEN	PIM
PITTSBURGH	8	3	4	1	7	32	35	10-49	2	68	209
N.Y. RANGERS	8	4	3	1	9	35	32	9-41	0	80	268

AT PITTSBURGH (1-2-1)

Nov. 4 NYR 3 (Weeks) at PGH. 6 (Dion)
 Dec. 14 PGH. 4 (Harrison) at NYR 5 (Weeks)
 Dec. 19 NYR 3 (Mio) at PGH. 3 (Dion)
 Dec. 27 PGH. 3 (Harrison) at NYR 5 (Mio)
 Feb. 17 NYR 5 (Mio) at PGH. 3 (Dion)
 Feb. 28 PGH. 4 (Edwards) at NYR 2 (Mio)
 Mar. 24 NYR 7 (Mio/Weeks) at PGH. 2 (Edwards)
 Apr. 1 PGH. 7 (Dion) at N.Y. 5 (Weeks)

AT N.Y. RANGERS (2-2-0)

WG - Baxter
 WG - Ruotsalainen
 WG - Duquay
 WG - Dn. Maloney
 WG - MacLeish
 WG - Leinonen
 WG - Bullard

Weeks replaced Mio from 2:50 to 3:07 on April 1

(New York leads all-time series (40-24-10))

GOALS & SHOTS BY PERIODS

	1st	2nd	3rd	Total
PITTSBURGH	11-79	11-111	10-57	32-247
NEW YORK RANGERS	15-74	11-69	9-76	35-219

PITTSBURGH

Player	GP	SOG	G	A	PTS	PIM
Kehoe	8	26	5	3	8	0
Carlyle	8	23	1	7	8	6
Bullard	6	14	2	5	7	24
Boutette	8	9	1	6	7	26
Gardner	6	17	4	2	6	6
Schutt	3	7	2	3	5	4
Baxter	7	13	2	3	5	57
Malone	8	7	1	4	5	4
Lee	8	19	3	1	4	10
Price	8	14	1	3	4	22
Ferguson	7	16	2	1	3	22
Shedden	3	8	1	2	3	0
St. Laurent	3	6	2	0	2	0
Johnson	4	7	2	0	2	10
MacLeish	4	8	1	1	2	2
Faubert	1	2	0	2	2	4
Gatzos	2	4	0	2	2	0
McClelland	3	6	0	2	2	0
Graham	5	3	0	2	2	2
Hotham	3	4	1	0	1	4
Sheppard	5	7	1	0	1	4
Mulvey	3	3	0	1	1	0
Stackhouse	7	12	0	1	1	8
Hamilton	1	2	0	0	0	0
Rissling	1	0	0	0	0	2
Edwards	2	0	0	0	0	2
Harrison	2	0	0	0	0	0
Anderson	3	3	0	0	0	2
Boyd	3	3	0	0	0	8
Dion	4	0	0	0	0	0
Chorney	5	4	0	0	0	0
TOTAL	8	247	32	51	83	68-209

NY RANGERS

Player	GP	SOG	G	A	PTS	PIM
Rogers	8	21	5	11	16	16
Duguay	8	31	9	3	12	2
Pavelich	8	19	3	7	10	4
Ruotsalainen	8	30	2	6	8	2
Johnstone	6	11	4	2	6	12
Dn. Maloney	4	8	3	3	6	8
Dv. Maloney	6	21	1	4	5	12
Beck	5	10	0	5	5	39
Hickey	5	5	1	3	4	2
Leinonen	5	10	2	1	3	2
Florek	3	3	1	2	3	0
Vickers	4	3	1	2	3	2
Silk	8	12	1	1	2	2
Hospodar	6	3	0	2	2	30
Fotiu	7	4	0	2	2	8
Greschner	1	3	1	0	1	0
Laidlaw	7	7	1	0	1	18
Gillis	3	2	0	1	1	0
Talafous	3	3	0	1	1	0
Allison	6	3	0	1	1	2
Dore	7	4	0	1	1	25
Wallin	1	0	0	0	0	0
Bothwell	2	0	0	0	0	0
McClanahan	3	2	0	0	0	0
Weeks	4	0	0	0	0	0
Mio	5	0	0	0	0	4
Vadnais	6	4	0	0	0	4
Youngmans	6	0	0	0	0	2
TOTAL	8	219	35	58	93	80-268

GOALTENDERS

GP	MP	GA	SO	SAVES	AVG	W-L-T
Dion (P)	4	240	16	0	91	4.00 2-1-1
Edwards (P)	2	120	9	0	55	4.50 1-1-0
Harrison (P)	2	120	10	0	38	5.00 0-2-0
PITTSBURGH TOTAL	8	480	35	0	184	4.38 3-4-1
Mio (NYR)	5	300	15	0	134	3.00 2-1-1
Weeks (NYR)	4	180	16	1	81	5.33 2-2-0
NEW YORK TOTAL	8	480	32	0	215	4.00 4-3-1

POWER PLAY GOALS:

PITTSBURGH: 10 for 49 Kehoe 4, Gardner 2, Shedden, Lee Baxter & Carlyle
NEW YORK: 9 for 41 Pavelich 3, Vickers, Hickey, Johnstone, Duguay, Dn. Maloney & Ruotsalainen

SHORTHANDED GOALS:

PITTSBURGH: 2 Johnson & Ferguson

HAT TRICK:

NEW YORK: Ron Duguay (December 27) vs Paul Harrison

SCORING SUMMARIES

PITTSBURGH VS PHILADELPHIA

1981-82	GP	W	L	T	PTS	GF	GA	PPG	SHG	PEN	PIM
PITTSBURGH	8	2	5	1	5	30	38	16-41	0	91	338
PHILADELPHIA	8	5	2	1	11	38	30	12-46	1	86	345

AT PITTSBURGH (2-1-1)

Oct. 11 PGH. 2 (Harrison) at PHIL. 8 (Peeters)
 Oct. 29 PGH. 4 (Dion) at PHIL. 6 (St. Croix)
 Nov. 7 PHIL. 2 (Lindbergh) at PGH. 7 (Dion)
 Dec. 9 PHIL. 4 (Peeters) at PGH. 1 (Dion)
 Dec. 22 PGH. 1 (Dion) at PHIL. 3 (Peeters)
 Jan. 23 PHIL. 5 (St. Croix) at PGH. 5 (Dion)
 Feb. 7 PGH. 4 (Ricci) at PHIL. 5 (Peeters)
 Feb. 20 PHIL. 5 (Peeters) at PGH. 6 (Dion)

AT PHILADELPHIA (0-4-0)

WG - Leach
 WG - Bridgman
 WG - Faubert
 WG - Clarke
 WG - Flockhart
 WG - Allison
 WG - Bullard

(Philadelphia leads all-time series (47-23-15))

GOALS & SHOTS BY PERIODS

	1st	2nd	3rd	Total
PITTSBURGH	11-74	10-90	9-84	30-248
PHILADELPHIA	14-103	6-85	18-90	38-278

PITTSBURGH

Player	GP	SOG	G	A	PTS	PIM
Keohoe	7	24	2	10	12	0
Carlyle	7	20	2	7	9	7
Boutette	8	16	2	6	8	20
Gardner	5	10	4	1	5	2
Bullard	8	16	4	1	5	10
Baxter	8	25	1	4	5	71
MacLeish	2	7	3	1	4	2
Johnson	5	13	3	1	4	0
Faubert	2	9	2	2	4	0
Ferguson	8	21	2	2	4	19
Malone	8	13	2	2	4	14
Price	3	9	0	4	4	77
Gatzos	2	5	1	2	3	4
Hotham	2	3	1	2	3	2
Simoson	2	2	1	1	2	2
Chorney	6	2	0	2	2	15
Schutt	1	2	0	1	1	0
Mulvey	5	9	0	1	1	2
Sheppard	5	7	0	1	1	2
Lee	6	17	0	1	1	0
Stackhouse	8	6	0	1	1	17
Feltrin	1	0	0	0	0	2
Harrison	1	0	0	0	0	0
McClelland	1	0	0	0	0	2
Ricci	1	0	0	0	0	0
Wolf	1	0	0	0	0	2
Shedden	4	8	0	0	0	0
Anderson	5	0	0	0	0	34
Graham	5	3	0	0	0	2
Rissling	5	1	0	0	0	28
Dion	6	0	0	0	0	0
Bench						2
TOTAL	8	248	30	53	83	91-338

PHILADELPHIA

Player	GP	SOG	G	A	PTS	PIM
Linseman	8	18	3	9	12	18
Propp	8	21	3	9	12	25
Barber	8	50	9	2	11	4
Flockhart	7	20	5	8	11	0
Leach	7	31	4	2	6	0
Clarke	5	12	3	3	6	8
Bridgman	2	7	3	2	5	12
Allison	4	7	2	3	5	17
Wilson	6	12	1	4	5	58
Sinisato	7	9	2	2	4	0
Sittler	3	6	1	3	4	0
Kerr	5	8	1	3	4	24
Hill	5	4	1	2	3	18
Bathe	2	1	0	2	2	0
Holmgren	2	0	0	2	2	25
Adams	4	3	0	2	2	27
Gorence	7	14	0	2	2	4
Dailey	2	4	0	1	1	6
Hoffmeyer	5	10	0	1	1	10
Marsh	5	7	0	1	1	2
Cochrane	7	7	0	1	1	36
Watson	8	11	0	1	1	4
Lindbergh	1	0	0	0	0	0
Morrison	1	0	0	0	0	2
Smith	1	1	0	0	0	0
Taylor	1	1	0	0	0	0
St. Croix	2	0	0	0	0	0
Bailey	3	4	0	0	0	10
Boteli	3	6	0	0	0	4
Carson	3	2	0	0	0	23
Peeters	5	0	0	0	0	0
Arthur	7	2	0	0	0	6
Bench						2
TOTAL	8	278	38	63	101	86-345

GOALTENDERS

GP	MP	GA	SO	SAVES	AVG	W-L-T
Dion (P)	6	360	22 (3)	0	189	3.67 2-3-1
Ricci (P)	1	60	5	0	24	5.00 0-1-0
Harrison (P)	1	60	8	0	27	8.00 0-1-0
PITTSBURGH TOTAL	8	480	38	0	240	4.75 2-5-1
Peeters (PH)	5	300	14	0	133	2.80 4-1-0
St. Croix (PH)	2	120	9	0	47	4.50 1-0-1
Lindbergh (PH)	1	60	7	0	38	7.00 0-1-0
PHILADELPHIA TOTAL	8	480	30	0	218	3.75 5-2-1

POWER PLAY GOALS:

PITTSBURGH: 16 for 41 Faubert 2, Carlyle 2, MacLeish 2, Bullard 2, Kehoe, Malone, Ferguson, Johnson, Boutette, Gardner, Hotham & Baxter
PHILADELPHIA: 12 for 46 Bridgman 2, Barber 2, Flockhart 2, Wilson, Leach, Propp, Allison, Sittler & Kerr

SHORTHANDED GOAL:

PHILADELPHIA: Linseman

HAT TRICKS:

PHILADELPHIA: Mel Bridgman (October 29) vs Michel Dion
PITTSBURGH: Paul Gardner (November 7) vs Pelle Lindbergh

SCORING SUMMARIES

PITTSBURGH VS QUEBEC

1981-82	GP	W	L	T	PTS	GF	GA	PPG	SHG	PEN	PIM
PITTSBURGH	3	3	0	0	6	15	6	5-15	2	22	58
QUEBEC	3	0	3	0	0	6	15	2-14	0	23	71

AT PITTSBURGH (1-0-0)

Oct. 10 QUE. 1 (Bouchard) at PGH. 2 (Dion)
 Nov. 24 PGH. 7 (Dion) at QUE. 1 (Bouchard/Plasse)
 Mar. 6 PGH. 6 (Dion) at QUE. 4 (Bouchard)
 Plasse replaced Bouchard at 51:45 on November 24

AT QUEBEC (2-0-0)

WG - Gardner
 WG - Lee
 WG - St. Laurent

(Pittsburgh leads all-time series (7-3-1))

GOALS & SHOTS BY PERIODS

	1st	2nd	3rd	Total
PITTSBURGH	6-45	3-20	6-22	15-87
QUEBEC	0-25	5-25	1-22	6-72

PITTSBURGH

Player	GP	SOG	G	A	PTS	PIM
St. Laurent	1	4	3	1	4	0
Boutette	3	7	2	2	4	4
Carlyle	3	13	0	4	4	10
Kehoe	3	5	0	4	4	2
Gardner	3	12	3	0	3	0
Lee	3	7	2	1	3	6
Johnson	2	5	0	2	2	0
Price	3	3	0	2	2	15
MacLeish	1	3	1	0	1	0
Graham	2	3	1	0	1	2
Sheppard	2	2	1	0	1	0
Ferguson	3	7	1	0	1	2
Malone	3	2	1	0	1	2
Shedden	2	1	0	1	1	0
Stackhouse	4	0	0	1	1	2
Schutt	2	0	0	1	1	0
Baxter	3	8	0	1	1	2
Anderson	1	0	0	0	0	0
Hotham	1	1	0	0	0	2
Mulvey	1	0	0	0	0	0
Bullard	3	2	0	0	0	2
Chorney	3	0	0	0	0	0
Dion	3	0	0	0	0	0
Stackhouse	3	2	0	0	0	7
Bench						2
TOTAL	3	87	15	19	34	22-58

QUEBEC

Player	GP	SOG	G	A	PTS	PIM
M. Stastny	3	7	1	2	3	0
Goulet	3	8	1	1	2	0
P. Stastny	3	8	1	1	2	0
Cloutier	2	2	1	0	1	0
Dupont	2	2	1	0	1	0
Aubry	3	2	1	0	1	0
Hoganson	1	1	0	1	1	2
McRae	1	1	0	1	1	2
Frycer	2	1	0	1	1	2
Richard	2	4	0	1	1	0
Lacroix	3	3	0	1	1	6
Pichette	3	4	0	1	1	24
A. Stastny	3	5	0	1	1	0
Plasse	1	0	0	0	0	0
Fitchener	1	0	0	0	0	0
Therrien	1	1	0	0	0	0
Hamel	2	3	0	0	0	0
Rochefort	2	2	0	0	0	2
Weir	2	1	0	0	0	8
Bouchard	3	0	0	0	0	2
Cote	3	2	0	0	0	0
Hunter	3	5	0	0	0	7
Marois	3	5	0	0	0	6
Tardif	3	5	0	0	0	0
TOTAL	3	72	6	11	17	23-71

GOALTENDERS

	GP	MP	GA	SO	SAVES	AVG	W-L-T
Dion (P)	4	180	6	0	66	2.00	3-0-0
Plasse (Q)	1	8	0	0	4	0.00	0-0-0
Bouchard (Q)	3	172	15	0	68	5.23	0-3-0
QUEBEC TOTAL	3	180	15	0	72	5.00	0-3-0

POWER PLAY GOALS:

PITTSBURGH: 5 for 15 Gardner 3, St. Laurent & Boutette
QUEBEC: 2 for 14 P. Stastny & Cloutier

SHORTHANDED GOALS:

PITTSBURGH: 2 Boutette & MacLeish

HAT TRICK:

PITTSBURGH: Andre St. Laurent (March 6) vs Dan Bouchard

SCORING SUMMARIES

PITTSBURGH VS ST. LOUIS

1981-82	GP	W	L	T	PTS	GF	GA	PPG	SHG	PEN	PIM
PITTSBURGH	3	1	2	0	2	9	10	3-16	0	33	97
ST. LOUIS	3	2	1	0	4	10	9	2-15	0	31	85

AT PITTSBURGH (1-0-0)

Oct. 6 PGH. 2 (Dion) at STL 6 (Liut)
 Nov. 18 STL 1 (Liut/Edwards) at PGH. 6 (Dion)
 Dec. 5 PGH. 1 (Dion) at STL 3 (Liut)
 Edwards replaced Liut at 40:00 on November 18

AT ST. LOUIS (0-2-0)

WG - Federko
 WG - Lee
 WG - Babych

(St. Louis leads all-time series (38-30-12))

GOALS & SHOTS BY PERIODS

	1st	2nd	3rd	Total
PITTSBURGH	2-30	5-34	2-32	9-96
ST. LOUIS	5-23	3-41	2-21	10-85

PITTSBURGH

Player	GP	SOG	G	A	PTS	PIM
Carlyle	3	9	0	4	4	4
Bullard	3	6	2	1	3	4
Kehoe	3	11	2	1	3	0
Gardner	3	10	1	2	3	2
Lee	3	9	2	0	2	2
Johnson	3	10	1	1	2	0
Baxter	3	6	0	2	2	2
Ferguson	3	5	0	2	2	0
Mulvey	3	3	0	2	2	13
Price	3	5	1	0	1	19
Shedden	2	4	0	1	1	0
Stackhouse	2	3	0	1	1	2
Malone	3	4	0	1	1	13
Chorney	1	0	0	0	0	2
Faubert	1	1	0	0	0	4
Schutt	1	1	0	0	0	0
Graham	2	1	0	0	0	0
Sheppard	2	4	0	0	0	2
Anderson	3	2	0	0	0	10
Boutette	3	2	0	0	0	16
Dion	3	0	0	0	0	0
Bench						2
TOTAL	3	96	9	18	27	33-97

ST. LOUIS

Player	GP	SOG	G	A	PTS	PIM
Federko	3	5	1	3	4	2
Zuke	3	7	2	1	3	0
Chapman	1	4	2	0	2	2
Petersson	2	5	2	0	2	0
Babych	2	5	1	1	2	4
Sutter	3	12	1	1	2	27
R. Lapointe	2	2	0	2	2	0
Micheletti	2	2	0	2	2	4
Stewart	2	0	0	2	2	0
Dunlop	3	6	0	2	2	0
Patey	3	4	1	0	1	13
Mullen	1	0	0	1	1	0
Pavese	1	2	0	1	1	10
Nil	2	9	0	1	1	5
Turnbull	2	2	0	1	1	2
Hart	2	2	0	0	0	12
Baker	1	1	0	0	0	0
Edwards	1	0	0	0	0	0
Vigneault	1	1	0	0	0	2
Wilson	1	3	0	0	0	0
Klassen	2	1	0	0	0	0
Brownschidle	3	4	0	0	0	0
Crombeen	3	3	0	0	0	2
Currie	3	2	0	0	0	2
Kea	3	3	0	0	0	0
Liut	3	0	0	0	0	0
TOTAL	3	85	10	18	28	31-85

GOALTENDERS

	GP	MP	GA	SO	SAVES	AVG	W-L-T
Dion (P)	3	180	9 (1)	0	75	3.00	1-2-0
Liut (SL)	3	160	8	0	75	3.00	2-1-0
Edwards (SL)	1	20	1	0	12	3.00	0-0-0
ST. LOUIS TOTAL	3	180	9	0	87	3.00	2-1-0

POWER PLAY GOALS:

PITTSBURGH: 3 for 16 Price, Bullard & Kehoe
ST. LOUIS: 2 for 15 Patey & Chapman

SCORING SUMMARIES

PITTSBURGH VS TORONTO

1981-82	GP	W	L	T	PTS	GF	GA	PPG	SHG	PEN	PIM
PITTSBURGH	3	0	1	2	2	10	12	8-17	0	27	90
TORONTO	3	1	0	2	4	12	10	3-15	1	28	84

AT PITTSBURGH (0-1-1)

Oct. 28 TOR. 5 (Tremblay) at PGH. 3 (Dion)
 Nov. 20 TOR. 3 (Larocque) at PGH. 3 (Dion)
 Dec. 23 PGH. 4 (Dion) at TOR. 4 (Tremblay/Larocque)
 Larocque replaced Tremblay at 20:00 on December 23
 (Toronto leads all-time series (31-28-14))

AT TORONTO (0-0-1)

WG - J. Anderson

GOALS & SHOTS BY PERIODS

	1st	2nd	3rd	Total
PITTSBURGH	4-34	4-33	2-31	10-98
TORONTO	3-31	5-32	4-40	12-106

PITTSBURGH

Player	GP	SOG	G	A	PTS	PIM
Gardner	3	9	2	3	5	2
Boutette	3	3	1	4	5	4
Ferguson	3	9	3	1	4	2
Kehoe	3	9	2	1	3	0
Carlyle	3	9	0	3	3	2
Faubert	1	4	1	1	2	0
Shedden	1	6	1	1	2	0
Bullard	3	2	0	2	2	0
Baxter	3	8	0	1	1	26
Johnson	3	7	0	1	1	0
Malone	3	3	0	1	1	9
Price	3	6	0	1	1	4
McClelland	1	1	0	0	0	2
Mulvey	1	1	0	0	0	15
Rissling	1	0	0	0	0	5
Schutt	1	3	0	0	0	2
Anderson	2	0	0	0	0	2
Chorney	2	0	0	0	0	0
Graham	2	3	0	0	0	9
Dion	3	0	0	0	0	0
Lee	3	7	0	0	0	2
Sheppard	3	3	0	0	0	4
Stackhouse	3	5	0	0	0	0
TOTAL	3	98	10	20	27-90	

TORONTO

Player	GP	SOG	G	A	PTS	PIM
Derlago	3	6	0	6	6	0
Manno	3	6	1	4	5	4
Martin	3	10	2	2	4	0
Sittler	3	11	2	2	4	0
Vaive	2	8	3	0	3	0
Anderson	3	18	1	2	3	2
Robert	3	5	1	1	2	2
Salming	3	11	1	1	2	10
Paiement	3	5	0	2	2	38
Saganiuk	2	4	1	0	1	0
Benning	2	2	0	1	1	2
Boimistruck	2	2	0	1	1	0
Gavin	1	3	0	0	0	2
Gibson	1	0	0	0	0	2
Harris	1	3	0	0	0	2
Marshall	1	0	0	0	0	0
Turnbull	1	0	0	0	0	0
Larocque	2	0	0	0	0	0
Luce	2	5	0	0	0	0
Tremblay	2	0	0	0	0	0
Boschman	3	3	0	0	0	5
McGill	3	1	0	0	0	7
Melrose	3	2	0	0	0	6
Zanussi	3	1	0	0	0	2
TOTAL	3	106	12	22	34	28-84

GOALTENDERS

	GP	MP	GA	SO	SAVES	AVG	W-L-T
Dion (P)	3	180	12	0	94	4.00	0-1-2
Tremblay (T)	2	80	5	0	40	3.75	1-0-0
Larocque (T)	2	100	5	0	48	3.00	0-0-2
TORONTO TOTAL	3	180	10	0	88	3.33	1-0-2

POWER PLAY GOALS:

PITTSBURGH: 8 for 17 Gardner 2, Kehoe 2, Faubert, Ferguson, Boutette & Shedden
TORONTO: 3 for 15 Vaive 2 & Robert

SHORTHANDED GOAL:

TORONTO: 1 Manno

SCORING SUMMARIES

PITTSBURGH VS VANCOUVER

1981-82	GP	W	L	T	PTS	GF	GA	PPG	SHG	PEN	PIM
PITTSBURGH	3	2	0	1	5	13	10	4-16	1	40	149
VANCOUVER	3	0	2	1	1	10	13	2-16	0	42	177

AT PITTSBURGH (1-0-0)

Oct. 25 PGH. 6 (Dion) at VAN. 4 (Hanlon)
 Jan. 9 VAN. 3 (Hanlon) at PGH. 4 (Dion)
 Jan. 17 PGH. 3 (Dion) at VAN. 3 (Brodeur)
 (Pittsburgh leads all-time series (30-16-7))

AT VANCOUVER (1-0-1)

WG - Malone
 WG - Gardner

GOALS & SHOTS BY PERIODS

	1st	2nd	3rd	Total
PITTSBURGH	6-27	2-25	5-31	13-83
VANCOUVER	2-29	4-26	4-35	10-90

PITTSBURGH

Player	GP	SOG	G	A	PTS	PIM
Carlyle	2	8	1	4	6	21
Kehoe	2	8	2	2	4	0
Malone	3	5	2	1	3	6
Gardner	2	2	1	2	3	0
MacLeish	2	5	2	0	2	0
Simpson	2	2	2	0	2	0
Baxter	3	4	1	1	2	30
Ferguson	3	6	0	2	2	0
Stackhouse	3	2	0	2	2	0
Lee	2	4	1	0	1	0
Sheppard	3	4	1	0	1	2
Boutette	3	6	0	1	1	25
Anderson	1	2	0	0	0	2
Faubert	1	5	0	0	0	0
Mulvey	1	1	0	0	0	0
Schutt	1	2	0	0	0	0
Boyd	2	6	0	0	0	11
Chorney	2	0	0	0	0	0
Johnson	2	4	0	0	0	0
Rissling	2	0	0	0	0	10
Bullard	3	3	0	0	0	0
Dion	3	0	0	0	0	0
Price	3	0	0	0	0	40
Shedden	3	4	0	0	0	2
TOTAL	3	83	13	16	29	40-149

VANCOUVER

Player	GP	SOG	G	A	PTS	PIM
Smyl	3	8	2	2	4	24
MacDonald	2	7	1	2	3	0
Molin	2	1	1	2	3	2
Boldirev	3	10	2	0	2	0
Gradin	3	10	2	0	2	0
Rota	3	7	1	1	2	9
Halward	2	7	0	2	2	2
Hlinka	2	4	0	2	2	4
Fraser	3	6	0	2	2	24
Butler	1	1	1	0	1	0
Campbell	2	2	0	1	1	2
McCarthy	2	3	0	1	1	20
Snepsts	3	2	0	1	1	15
Williams	3	5	0	1	1	21
Brodeur	1	0	0	0	0	0
Butcher	1	0	0	0	0	0
Crawford	1	2	0	0	0	0
Lanz	1	1	0	0	0	15
Minor	1	2	0	0	0	0
Schliebener	1	0	0	0	0	2
Fraser	2	2	0	0	0	0
Delorme	2	1	0	0	0	33
Hanlon	2	0	0	0	0	0
Lupul	2	0	0	0	0	0
Eldebrink	3	3	0	0	0	0
Lindgren	3	6	0	0	0	4
TOTAL	3	90	10	17	27	42-177

GOALTENDERS

	GP	MP	GA	SO	SAVES	AVG	W-L-T
Dion (P)	3	180	10	0	82	3.33	2-0-1
Brodeur (V)	1	60	3	0	28	3.00	0-0-1
Hanlon (V)	2	120	10	0	42	5.00	0-2-0
VANCOUVER TOTAL	3	180	13	0	70	4.33	0-2-1

POWER PLAY GOALS:

PITTSBURGH: 4 for 16 Carlyle, Lee, Gardner & Kehoe
VANCOUVER: 2 for 16 Smyl & Boldirev

SHORTHANDED GOAL:

PITTSBURGH: MacLeish

SCORING SUMMARIES

PITTSBURGH VS WASHINGTON

1981-82	GP	W	L	T	PTS	GF	GA	PPG	SHG	PEN	PIM
PITTSBURGH	8	5	2	1	11	40	33	9-44	2	88	255
WASHINGTON	8	2	5	1	5	33	40	10-56	2	82	280

AT PITTSBURGH (2-1-1)
 Nov. 11 PGH. 3 (Dion) at WASH. 2 (Parro)
 Dec. 12 WASH. 4 (Parro) at PGH. 7 (Dion)
 Dec. 30 WASH. 2 (Parro) at PGH. 6 (Harrison)
 Jan. 31 PGH. 3 (Dion/Harrison)* at WASH. 8 (Parro)
 Feb. 6 WASH. 6 (Parro/Jensen)# at PGH. 4 (Dion/Ricci)**
 Mar. 10 PGH. 7 (Dion) at WASH. 2 (Jensen)
 Mar. 28 PGH. 6 (Edwards) at WASH. 5 (Parro)
 Mar. 31 WASH. 4 (Jensen) at PGH. 4 (Edwards)
 * Harrison replaced Dion at 26:48 ** Ricci replaced Dion at 20:00
 # Jensen replaced Parro for 1:15 of second period
 (Pittsburgh leads all-time series (25-17-6))

GOALS & SHOTS BY PERIODS

	1st	2nd	3rd	Total
PITTSBURGH	16-112	13-66	11-86	40-264
WASHINGTON	10-79	14-85	9-88	33-252

PITTSBURGH							WASHINGTON						
Player	GP	SOG	G	A	PTS	PIM	Player	GP	SOG	G	A	PTS	PIM
Baxter	8	14	2	8	10	45	Maruk	8	30	5	7	12	40
Gardner	6	18	4	5	9	4	Gustafson	7	16	5	7	12	40
Kehoe	7	23	2	7	9	2	Gartner	8	29	4	6	10	27
Bullard	6	13	7	0	7	12	Walter	8	22	5	2	7	7
Schutt	4	13	3	4	7	2	Carpenter	8	25	2	4	6	2
Ferguson	5	12	2	5	7	0	Green	7	13	1	5	6	18
Boutette	8	11	3	3	6	38	Veitch	8	29	0	6	6	12
Carlyle	7	16	0	6	6	38	Valentine	7	13	4	1	5	2
Lee	7	22	3	2	5	30	Murray	7	9	1	4	5	4
Snedden	3	7	0	5	5	2	Blomquist	5	8	0	3	3	6
Graham	6	12	3	2	4	4	Robertson	6	2	0	3	3	14
St. Laurent	3	5	2	2	4	0	Rowe	3	3	1	1	2	16
Stackhouse	8	10	1	3	4	4	Norwood	4	7	1	1	2	41
Sheppard	5	8	0	4	4	6	Currie	5	4	1	1	2	2
Simpson	3	8	3	0	3	2	Holt	6	8	1	1	2	50
Hamilton	3	4	2	1	3	0	Gould	7	8	0	2	2	0
Malone	7	11	1	2	3	22	MacKinnon	3	1	1	0	1	7
MacLeish	5	11	0	3	3	9	Theberge	5	13	1	0	1	4
Chorney	6	5	0	3	3	15	Tookey	2	2	0	1	1	2
Price	6	9	0	3	3	16	Jarvis	3	1	0	1	1	0
McClelland	3	9	1	1	2	0	Jensen	3	0	0	1	1	2
Gatzos	3	7	0	2	2	2	Duchesne	8	3	0	1	1	9
Hotham	4	6	1	0	1	0	Bidner	1	1	0	0	0	5
Mulvey	2	3	0	1	1	0	Calder	1	0	0	0	0	0
Johnson	3	0	0	1	1	0	Cassolato	1	1	0	0	0	0
Boyd	4	4	0	1	1	2	Franceschetti	1	0	0	0	0	4
Anderson	1	0	0	0	0	0	Johnston	1	0	0	0	0	0
Faubert	1	3	0	0	0	0	Kelly	1	1	0	0	0	2
Ricci	1	0	0	0	0	0	Pocza	1	0	0	0	0	0
Edwards	2	0	0	0	0	0	Pronovost	1	1	0	0	0	0
Harrison	2	0	0	0	0	0	Walker	1	2	0	0	0	2
Dion	5	0	0	0	0	0	Hicks	2	0	0	0	0	0
							Parro	6	0	0	0	0	0
							Bench						2
TOTAL	8	264	40	73	113	88-255	TOTAL	8	252	33	56	89	82-280

GOALTENDERS

Player	GP	MP	GA	SO	SAVES	AVG	W-L-T
Harrison (P)	2	93	4	0	30	2.58	1-0-0
Ricci (P)	1	40	3 (1)	0	21	4.50	0-1-0
Edwards (P)	2	120	9	0	54	4.50	1-0-1
Dion (P)	5	227	16	0	114	4.23	3-1-0
PITTSBURGH TOTAL	8	480	33	0	219	4.13	5-2-1
Parro (W)	6	359	27 (1)	0	175	4.51	2-4-0
Jensen (W)	3	121	12	0	49	5.95	0-1-1
WASHINGTON TOTAL	8	480	40	0	224	5.00	2-5-1

POWER PLAY GOALS: PITTSBURGH: 9 for 44 Bullard 3, Gardner 3, Kehoe, Boutette & Hotham
 WASHINGTON: 10 for 56 Maruk 3, Walter 2, Valentine 2, Carpenter, Green & Norwood

SHORTHANDED GOALS: PITTSBURGH: 2 - Ferguson 2
 WASHINGTON: 2 - Carpenter & Currie

SCORING SUMMARIES

PITTSBURGH VS WINNIPEG

1981-82	GP	W	L	T	PTS	GF	GA	PPG	SHG	PEN	PIM
PITTSBURGH	3	2	1	0	4	7	9	4-15	0	22	58
WINNIPEG	3	1	2	0	2	9	7	4-13	1	26	85

AT PITTSBURGH (2-0-0)
 Dec. 2 WPG. 2 (Soetaert) at PGH. 4 (Dion)
 Jan. 13 PGH. 1 (Dion) at WPG. 6 (Stanowski)*
 Jan. 30 WPG. 1 (Soetaert) at PGH. 2 (Dion)
 * Soetaert replaced Stanowski from 41:57 to 42:49
 (Pittsburgh leads all-time series (10-1-0))

GOALS & SHOTS BY PERIODS

	1st	2nd	3rd	Total
PITTSBURGH	2-29	2-43	3-31	7-103
WINNIPEG	3-27	3-30	3-33	9-90

PITTSBURGH							WINNIPEG						
Player	GP	SOG	G	A	PTS	PIM	Player	GP	SOG	G	A	PTS	PIM
Kehoe	3	12	0	4	4	0	Hawerchuk	3	10	3	2	5	0
Gardner	2	5	1	2	3	2	Small	2	4	1	1	2	2
Boutette	3	8	1	2	3	2	Christian	3	11	1	1	2	0
Baxter	3	10	1	1	2	12	Trimper	2	5	1	1	2	7
Carlyle	3	8	1	1	2	2	Babych	3	8	1	0	1	2
Schutt	1	2	1	0	1	0	DeBlois	2	5	1	0	1	2
Bullard	3	7	1	0	1	6	Hopkins	2	2	1	0	1	0
Currie	3	4	1	0	1	2	Dupont	1	2	0	1	1	0
Ferguson	3	6	0	1	1	0	Arneil	2	1	0	1	1	0
Sheppard	3	3	0	1	1	0	Lukowich	3	8	0	1	1	4
Anderson	1	0	0	0	0	0	MacLean	3	6	0	1	1	6
Graham	1	2	0	0	0	7	Legge	1	2	0	0	0	2
Boyd	2	3	0	0	0	0	Mann	1	0	0	0	0	15
Johnson	2	6	0	0	0	0	Mantha	1	3	0	0	0	0
MacLeish	2	6	0	0	0	0	Wilson	1	2	0	0	0	0
Shedden	2	3	0	0	0	2	Stanowski	1	0	0	0	0	0
Simpson	2	2	0	0	0	0	Levie	2	1	0	0	0	4
Chorney	3	1	0	0	0	2	Lundholm	2	2	0	0	0	0
Dion	3	0	0	0	0	0	Maxwell	2	0	0	0	0	22
Lee	3	6	0	0	0	2	Savard	2	1	0	0	0	2
Malone	3	5	0	0	0	13	Lindstrom	3	4	0	0	0	0
Stackhouse	3	4	0	0	0	6	Soetaert	3	0	0	0	0	0
							Spring	3	3	0	0	0	2
							Steen	3	3	0	0	0	0
							Watters	3	6	0	0	0	11
							Bench						4
TOTAL	3	103	7	12	19	22-58	TOTAL	3	90	9	9	18	26-85

GOALTENDERS

Player	GP	MP	GA	SO	SAVES	AVG	W-L-T
Dion (P)	3	180	9	0	81	3.00	2-1-0
Stanowski (W)	1	59	1	0	34	1.02	1-0-0
Soetaert (W)	3	121	6	0	62	2.98	0-2-0
WINNIPEG TOTAL	3	180	7	0	96	2.33	1-2-0

POWER PLAY GOALS: PITTSBURGH: 4 for 15 Baxter, Carlyle, Gardner & Bullard
 WINNIPEG: 4 for 13 Hawerchuk 2, DeBlois & Babych

SHORTHANDED GOAL: WINNIPEG: 1 Christian

SCORING SUMMARIES

1982 Playoffs	GP	W	L	PTS	GF	GA	PPG	SHG	PEN	PIM
PITTSBURGH	5	2	3	4	13	22	3-27	0	42	112
NY ISLANDERS	5	3	2	6	22	13	4-21	0	47	122

AT PITTSBURGH (2-0)

Apr. 7 PGH. 1 (Dion) at NYI 8 (Smith)
 Apr. 8 PGH. 2 (Dion) at NYI 4 (Smith)
 Apr. 10 NYI 1 (Smith) at PGH. 2 (Dion)
 Apr. 11 NYI 2 (Melanson) at PGH. 5 (Dion)
 Apr. 13 PGH. 3 (Dion) at NYI 4 (Smith)*
 * Melanson replaced Smith

AT NY ISLANDERS (0-3)

WG - Gillies
 WG - Goring
 WG - Kehoe 4:14/ovt
 WG - Kehoe
 WG - Tonelli 6:19/ovt

GOALS & SHOTS BY PERIODS

	1st	2nd	3rd	Ovt	Total
PITTSBURGH	4-41	6-52	3-44	1-5	13-142
NY ISLANDERS	9-73	7-49	5-53	1-8	22-183

PITTSBURGH

Player	GP	SOG	G	A	PTS	PIM
Gardner	5	12	1	5	6	2
Kehoe	5	10	2	3	5	2
Boutette	5	11	3	1	4	8
Carlyle	5	7	1	3	4	16
St. Laurent	5	14	2	1	3	8
Schutt	5	10	1	2	3	0
Hotham	5	5	0	3	3	6
Bullard	5	8	1	1	2	4
Macleish	5	4	1	1	2	0
McClelland	5	13	1	1	2	5
Ferguson	5	6	0	1	1	0
Gatzos	1	0	0	0	0	0
Stackhouse	1	2	0	0	0	0
Simpson	2	2	0	0	0	0
Boyd	3	4	0	0	0	11
Lee	3	3	0	0	0	0
Malone	3	3	0	0	0	4
Graham	4	0	0	0	0	2
Baxter	5	14	0	0	0	14
Chorney	5	0	0	0	0	0
Dion	5	0	0	0	0	0
Price	5	4	0	0	0	28
Bench						2
TOTAL	5	142	13	22	35	42-112

NY ISLANDERS

Player	GP	SOG	G	A	PTS	PIM
Gillies	5	16	4	4	8	6
McKwen	5	18	2	4	6	6
Tonelli	5	14	3	3	6	6
B. Sutter	5	9	2	4	6	14
Trottier	5	14	2	4	6	12
Persson	5	7	1	5	6	0
Merrick	5	9	3	1	4	0
Bossy	5	13	2	1	3	0
Lane	5	3	0	3	3	33
Morrow	5	9	0	3	3	0
D. Sutter	5	12	0	3	3	10
Nystrom	1	3	1	1	2	2
Gilbert	4	3	1	1	2	2
Kallur	5	7	0	2	2	0
Goring	5	6	1	0	1	2
Bourne	5	15	0	1	1	17
Carroll	5	1	0	1	1	2
Melanson	2	0	0	0	0	0
Smith	4	0	0	0	0	0
Langevin	5	4	0	0	0	2
Potvin	5	20	0	0	0	8
TOTAL	5	183	22	41	63	47-122

GOALTENDERS

	GP	MP	GA	SO	SAVES	AVG	W-L-T
Dion (P)	5	310	22	0	161	4.34	2-3
Smith (NYI)	4	250	8	0	105	1.92	3-1
Melanson (NYI)	2	60	5	0	24	5.00	0-1
NEW YORK TOTAL	5	310	13	0	129	2.52	3-2

POWER PLAY GOALS:

PITTSBURGH: 3 for 27 Boutette 2 & Gardner
NEW YORK: 4 for 21 Persson, Bossy, Gillies & McEwen

PITTSBURGH PLAYOFF CAREER SCORING

NAME	GP	G	A	PTS	PIM	PPG	SHG	GWG	OVT
1 Rick Kehoe	37	4	17	21	2	2	0	2	1
2 Jean Pronovost	29	9	9	18	12	2	1	1	0
3 George Ferguson	22	4	11	15	13	0	0	1	1
4 Rod Schutt	22	8	6	14	26	1	0	1	0
5 Randy Carlyle	22	6	8	14	41	0	1	0	0
6 Ron Schock	29	2	12	14	23	0	0	0	0
7 Ron Stackhouse	32	5	8	13	38	2	0	0	0
8 Gregg Sheppard	17	4	7	11	2	2	0	0	0
9 Pierre Larouche	15	2	9	11	2	0	0	1	0
10 Lowell MacDonald	15	6	4	10	8	2	0	2	0
11 Bob Kelly	15	6	3	9	23	1	0	0	0
12 Colin Campbell	19	2	7	9	51	0	1	1	0
13 Michel Briere	10	5	3	8	17	1	0	3	1
14 Mike Bullard	9	4	4	8	4	1	0	1	0
15 Syl Apps	19	4	4	8	23	2	0	1	0
16 Greg Malone	18	3	5	8	32	0	0	1	0
17 Peter Lee	19	0	8	8	4	0	0	0	0
18 Ken Schinkel	13	6	1	7	4	1	0	0	0
19 Vic Hadfield	10	5	2	7	8	0	1	0	0
20 Mark Johnson	10	4	3	7	6	2	0	1	0
21 Paul Gardner	10	2	5	7	10	1	0	0	0
22 Dean Prentice	12	2	5	7	9	1	0	0	0
23 Gary McAdam	12	3	3	6	9	0	0	0	0
24 Chuck Arnason	9	2	4	6	4	1	0	0	0
25 Orest Kindrachuk	7	4	1	5	7	0	0	1	0
26 Ross Lonsberry	17	2	3	5	13	0	0	1	0
27 Tom Bladon	8	0	5	5	2	0	0	0	0
28 Pat Boutette	5	3	1	4	8	2	0	0	0
29 Nick Harbaruk	14	3	1	4	20	0	0	1	0
30 Mario Faubert	10	2	2	4	6	2	0	0	0
31 Duane Rupp	10	2	2	4	8	0	0	0	0
32 Dave Burrows	20	1	3	4	16	0	0	1	0
33 Keith McCreary	11	0	4	4	6	0	0	0	0
34 Bob Leiter	4	3	0	3	0	1	0	0	0
35 Jim Hamilton	6	3	0	3	0	1	0	0	0
36 Andre St. Laurent	5	2	1	3	8	0	0	0	0
37 Blair Chapman	10	2	1	3	9	0	0	0	0
38 Wally Boyer	10	1	2	3	0	0	0	1	0
39 Dunc McCallum	10	1	2	3	12	0	0	0	0
40 Bob Woytowich	10	1	2	3	2	0	0	0	0
41 Greg Hotham	5	0	3	3	6	0	0	0	0
42 Jim Morrison	8	0	3	3	10	0	0	0	0
43 Russ Anderson	10	0	3	3	28	0	0	0	0
44 Bryan Hextall	14	0	3	3	43	0	0	0	0
45 Stan Gilbertson	3	1	1	2	2	0	0	0	0
46 Nick Libett	5	1	1	2	0	1	0	0	0
47 Pat Price	10	1	1	2	49	0	0	0	0
48 Rick MacLeish	5	1	1	2	0	0	0	0	0
49 Kevin McClelland	5	1	1	2	5	0	0	0	0
50 Bob Stewart	5	1	1	2	2	0	0	0	0
51 Darryl Edstrand	4	0	2	2	0	0	0	0	0
52 Greg Polis	4	0	2	2	0	0	0	0	0
53 Glen Sather	10	0	2	2	17	0	0	0	0
54 Val Fonteyne	14	0	2	2	2	0	0	0	0
55 Pete LaFramboise	9	1	0	1	0	0	0	0	0
56 Pete Mahovlich	2	0	1	1	0	0	0	0	0

57 Don Awrey	3	0	1	1	6	0	0	0	0
58 Wayne Bianchin	3	0	1	1	6	0	0	0	0
59 Jacques Cossette	3	0	1	1	4	0	0	0	0
60 Ed Van Impe	3	0	1	1	2	0	0	0	0
61 Tim Horton	4	0	1	1	2	0	0	0	0
62 Al McDonough	4	0	1	1	0	0	0	0	0
63 Eddie Shack	4	0	1	1	15	0	0	0	0
64 Gary Rissling	5	0	1	1	4	0	0	0	0
65 Paul Baxter	10	0	1	1	48	0	0	0	0
66 Barry Wilkins	6	0	1	1	4	0	0	0	0
67 Marc Chorney	7	0	1	1	2	0	0	0	0
68 Bob Paradise	7	0	1	1	17	0	0	0	0
69 Bob McManama	8	0	1	1	6	0	0	0	0
70 Dennis Owchar	8	0	1	1	6	0	0	0	0
71 Tracy Pratt	10	0	1	1	51	0	0	0	0
72 Paul Marshall	1	0	0	0	0	0	0	0	0
73 Steve Gatzos	1	0	0	0	0	0	0	0	0
74 Mike Corrigan	2	0	0	0	0	0	0	0	0
75 Bob Simpson	2	0	0	0	0	0	0	0	0
76 Lex Hudson	2	0	0	0	0	0	0	0	0
77 Larry Bignell	3	0	0	0	2	0	0	0	0
78 Randy Boyd	3	0	0	0	11	0	0	0	0
79 Kim Clackson	3	0	0	0	37	0	0	0	0
80 Al Smith	3	0	0	0	0	0	0	0	0
81 Simon Nolet	3	0	0	0	0	0	0	0	0
82 Michel Plasse	3	0	0	0	0	0	0	0	0
83 Steve Cardwell	4	0	0	0	2	0	0	0	0
84 Kim Davis	4	0	0	0	0	0	0	0	0
85 Pat Graham	4	0	0	0	0	0	0	0	0
86 Jim Rutherford	4	0	0	0	0	0	0	0	0
87 Dale Tallon	4	0	0	0	4	0	0	0	0
88 Michel Dion	5	0	0	0	0	0	0	0	0
89 Pat Hughes	5	0	0	0	21	0	0	0	0
90 Les Binkley	7	0	0	0	0	0	0	0	0
91 Bob Blackburn	7	0	0	0	4	0	0	0	0
92 Gary Inness	9	0	0	0	2	0	0	0	0
93 Denis Herron	10	0	0	0	5	0	0	0	0
94 Greg Millen	10	0	0	0	0	0	0	0	0
95 Lew Morrison	13	0	0	0	0	0	0	0	0
96 Bryan Watson	14	0	0	0	38	0	0	0	0
Bench					8				
TOTAL	51	135	220	355	961	29	4	21	3

GOALTENDING

	GP	MP	GF	GA	ENG	SO	SAVES	AVG	W-L
Les Binkley	7	428	18	15	0	0	183	2.10	5-2
Gary Inness	9	540	27	24	3	0	271	2.67	5-4
Michel Plasse	3	180	3	8	0	1	85	2.67	1-2
Al Smith	3	180	5	10	0	0	79	3.33	1-2
Denis Herron	10	601	26	35	3	0	300	3.49	3-7
Jim Rutherford	4	240	8	14	0	0	131	3.50	0-4
Greg Millen	10	625	35	40	1	0	297	3.84	4-6
Michel Dion	5	310	13	22	0	0	161	4.34	2-3
TOTAL	51	3104	135	168	7	1	1507	3.38	21-30

1970 PLAYOFFS

DATE	CITY	RESULTS	WINNING GOAL	WINNING GOALIE
Wed. Apr. 8	at Pittsburgh	Penguins 2, Oakland 1	Harbaruk	Binkley
Thu. Apr. 9	at Pittsburgh	Penguins 3, Oakland 1	Boyer	Binkley
Sat. Apr. 11	at Oakland	Penguins 5, Oakland 2	Pronovost	Binkley
Sun. Apr. 12	at Oakland	Penguins 3, Oakland 2	Briere	Binkley
(Pittsburgh wins Quarter-Finals 4-0)				
Sun. Apr. 19	at St. Louis	St. Louis 3, Penguins 1	Goyette	Hall
Tue. Apr. 21	at St. Louis	St. Louis 4, Penguins 1	Keenan	Plante
Thu. Apr. 23	at Pittsburgh	Penguins 3, St. Louis 2	Briere	Binkley
Sun. Apr. 26	at Pittsburgh	Penguins 2, St. Louis 1	Briere	A. Smith
Tue. Apr. 28	at St. Louis	St. Louis 5, Penguins 0	St. Marseille	Plante
Thu. Apr. 30	at Pittsburgh	St. Louis 4, Penguins 3	Keenan	Hall
(St. Louis wins Semi-Finals 4-2)				

1972 PLAYOFFS

Wed. Apr. 5	at Chicago	Chicago 3, Penguins 1	Pappin	Esposito
Thu. Apr. 6	at Chicago	Chicago 3, Penguins 2	Maki	Esposito
Sat. Apr. 9	at Pittsburgh	Chicago 2, Penguins 0	Bordeleau	G. Smith
Sun. Apr. 9	at Pittsburgh	Chicago 6, Penguins 5	Martin	Desjardins
(Chicago wins Quarter-Finals 4-0)				

1975 PLAYOFFS

Tue. Apr. 5	at Pittsburgh	Penguins 4, St. Louis 3	Larouche	Inness
Thu. Apr. 10	at St. Louis	Penguins 5, St. Louis 3	Campbell	Inness
(Pittsburgh wins Preliminary Round 2-0)				
Sun. Apr. 13	at Pittsburgh	Penguins 5, NY Islanders 4	Burrows	Inness
Tue. Apr. 15	at Pittsburgh	Penguins 3, NY Islanders 1	MacDonald	Inness
Thu. Apr. 17	at NY Islanders	Penguins 6, NY Islanders 4	Apps	Inness
Sun. Apr. 20	at NY Islanders	NY Islanders 3, Penguins 1	Gillies	Resch
Tue. Apr. 22	at NY Islanders	NY Islanders 4, Penguins 2	Westfall	Resch
Thu. Apr. 24	at Pittsburgh	NY Islanders 4, Penguins 1	Howatt	Resch
Sat. Apr. 26	at Pittsburgh	NY Islanders 1, Penguins 0	Westfall	Resch
(NY Islanders win Quarter-Finals 4-3)				

1976 PLAYOFFS

Tue. Apr. 6	at Toronto	Toronto 4, Penguins 1	McDonald	Thomas
Thu. Apr. 8	at Pittsburgh	Penguins 2, Toronto 0	Mac Donald	Plasse
Fri. Apr. 9	at Toronto	Toronto 4, Penguins 0	McKenny	Thomas
(Toronto wins Preliminary Round 2-1)				

1977 PLAYOFFS

Tue. Apr. 5	at Pittsburgh	Toronto 4, Penguins 2	Williams	Thomas
Thu. Apr. 7	at Toronto	Penguins 6, Toronto 4	Malone	Herron
Sat. Apr. 9	at Pittsburgh	Toronto 5, Penguins 2	McDonald	Palmateer
(Toronto wins Preliminary Round 2-1)				

1979 PLAYOFFS

Tue. Apr. 10	at Buffalo	Penguins 4, Buffalo 3	Kindrachuk	Herron
Thu. Apr. 12	at Pittsburgh	Buffalo 3, Penguins 1	Richard	Sauve
Sat. Apr. 14	at Buffalo	Penguins 4, Buffalo 3	Ferguson	Herron
(Pittsburgh wins Preliminary Round 2-1)				
Mon. Apr. 16	at Boston	Boston 6, Penguins 2	Milbury	Cheevers
Wed. Apr. 18	at Boston	Boston 4, Penguins 3	Miller	Cheevers
Sat. Apr. 21	at Pittsburgh	Boston 2, Penguins 1	Middleton	Cheevers
Sun. Apr. 22	at Pittsburgh	Boston 4, Penguins 1	Rafelle	Cheevers
(Boston wins Quarter-Finals 4-0)				

1980 PLAYOFFS

Tue. Apr. 8	at Boston	Penguins 4, Boston 2	Johnson	Millen
Thu. Apr. 10	at Boston	Boston 4, Penguins 1	Marcotte	Cheevers
Sat. Apr. 12	at Pittsburgh	Penguins 4, Boston 1	Lonsberry	Millen
Sun. Apr. 13	at Pittsburgh	Boston 8, Penguins 3	McNab	Cheevers
Mon. Apr. 14	at Boston	Boston 6, Penguins 2	Foster	Cheevers
(Boston wins Preliminary Round 3-2)				

1981 PLAYOFFS

Wed. Apr. 8	at St. Louis	St. Louis 4, Penguins 2	Pettersson	Liu
Thu. Apr. 9	at St. Louis	Penguins 6, St. Louis 4	Schutt	Millen
Sat. Apr. 11	at Pittsburgh	St. Louis 5, Penguins 4	Federko	Liu
Sun. Apr. 12	at Pittsburgh	Penguins 6, St. Louis 3	Bullard	Millen
Tue. Apr. 14	at St. Louis	St. Louis 4, Penguins 3	Crombeen	Liu
(St. Louis wins Preliminary Round 3-2)				

1982 PLAYOFFS

Wed. Apr. 7	at NY Islanders	NY Islanders 8, Penguins 1	Gillies	Smith
Thu. Apr. 8	at NY Islanders	NY Islanders 4, Penguins 2	Goring	Smith
Sat. Apr. 10	at Pittsburgh	Penguins 2, NY Islanders 1*	Kehoe	Dion
Sun. Apr. 11	at Pittsburgh	Penguins 5, NY Islanders 2	Kehoe	Dion
Tue. Apr. 13	at NY Islanders	NY Islanders 4, Penguins 3*	Tonelli	Smith

* overtime
** double overtime

PITTSBURGH PENGUIN PLAYOFF RECORDS SERIES

MOST GOALS, BOTH TEAMS:

- 2 - game series 15 (1975) Pittsburgh 9, St. Louis 6
- 3 - game series 23 (1977) Toronto 13, Pittsburgh 10
- 4 - game series 23 (1979) Boston 16, Pittsburgh 7
- 5 - game series 41 (1981) Pittsburgh 21, St. Louis 20
- 6 - game series 29 (1970) St. Louis 19, Pittsburgh 10
- 7 - game series 39 (1975) NY Islanders 21, Pittsburgh 18

MOST GOALS, PITTSBURGH:

- 2 - game series 9 (1975) vs St. Louis
- 3 - game series 10 (1977) vs Toronto
- 4 - game series 13 (1970) vs Oakland
- 5 - game series 21 (1981) vs St. Louis
- 6 - game series 10 (1970) vs St. Louis
- 7 - game series 18 (1975) vs NY Islanders

MOST GOALS, OPPONENTS:

- 2 - game series 6 (1975) vs St. Louis
- 3 - game series 13 (1977) vs Toronto
- 4 - game series 16 (1979) vs Boston
- 5 - game series 22 (1982) vs NY Islanders
- 6 - game series 19 (1970) vs St. Louis
- 7 - game series 21 (1975) vs NY Islanders

FEWEST GOALS, BOTH TEAMS:

- 2 - game series 15 (1975) Pittsburgh 9, St. Louis 6
- 3 - game series 11 (1976) Toronto 8, Pittsburgh 3
- 4 - game series 17 (1970) Pittsburgh 13, Oakland 4
- 5 - game series 35 (1982) NY Islanders 22, Pittsburgh 13
- 6 - game series 29 (1970) St. Louis 19, Pittsburgh 10
- 7 - game series 39 (1975) NY Islanders 21, Pittsburgh 18

FEWEST GOALS, PITTSBURGH:

- 2 - game series 9 (1975) vs St. Louis
- 3 - game series 3 (1976) vs Toronto
- 4 - game series 7 (1979) vs Boston
- 5 - game series 13 (1982) vs NY Islanders
- 6 - game series 10 (1970) vs St. Louis
- 7 - game series 18 (1975) vs NY Islanders

FEWEST GOALS, OPPONENTS:

- 2 - game series 6 (1975) vs St. Louis
- 3 - game series 8 (1976) vs Toronto
- 4 - game series 4 (1970) vs Oakland
- 5 - game series 20 (1981) vs St. Louis
- 6 - game series 19 (1970) vs Oakland
- 7 - game series 21 (1975) vs NY Islanders

GAME

MOST GOALS, BOTH TEAMS, HOME GAME: 11 (April 9, 1972) Chicago 6, Pittsburgh 5 (Ovt.); 11 (April 13, 1980) Boston 8, Pittsburgh 3

MOST GOALS, BOTH TEAMS, AWAY GAME: 10 (April 17, 1975) Pittsburgh 6, NY Islanders 4; 10 (April 7, 1977) Pittsburgh 6, Toronto 4; 10 (April 9, 1981) Pittsburgh 6, St. Louis 4

FEWEST GOALS, BOTH TEAMS, HOME GAME: 1 (April 26, 1975) NY Islanders 1, Pittsburgh 0

FEWEST GOALS, BOTH TEAMS, AWAY GAME: 4 (April 19, 1970) Pittsburgh 1 at St. Louis 3; 4 (April 5, 1972) Pittsburgh 1 at Chicago 3; 4 (April 20, 1975) Pittsburgh 1 at NY Islanders 3; 4 (April 9, 1976) Pittsburgh 0 at Toronto 4

MOST GOALS FOR, HOME GAME: 6 (April 12, 1981) vs St. Louis

MOST GOALS FOR, AWAY GAME: 6 (April 17, 1975) at NY Islanders; 6 (April 7, 1977) at Toronto; 6 (April 9, 1981) at St. Louis

MOST GOALS AGAINST, HOME GAME: 8 (April 13, 1980) vs Boston

MOST GOALS AGAINST, AWAY GAME: 8 (April 7, 1982) at NY Islanders

FEWEST GOALS FOR, HOME GAME: 0 (April 8, 1972) vs Chicago; 0 (April 26, 1975) vs NY Islanders

FEWEST GOALS FOR, AWAY GAME: 0 (April 28, 1970) at St. Louis; 0 (April 9, 1976) at Toronto

FEWEST GOALS AGAINST, HOME GAME: 0 (April 8, 1976) vs Toronto

FEWEST GOALS AGAINST, AWAY GAME: 2 (April 11, 1970) at Oakland & (April 12, 1970) at Oakland

PLAYOFF RECORDS - PERIODS

MOST GOALS, BOTH TEAMS, HOME PERIOD: 5 (April 9, 1972) Chicago 4 at Pittsburgh 1; 5 (April 13, 1980) Boston 5 at Pittsburgh 0

MOST GOALS, BOTH TEAMS, AWAY PERIOD: 6 (April 17, 1975) Pittsburgh 3 at NY Islanders 3

SCORELESS PERIODS: 19 (April 13, 1982 last one)

MOST GOALS FOR, HOME PERIOD: 4 (April 9, 1972) vs Chicago

MOST GOALS FOR, AWAY PERIOD: 4 (April 9, 1981) at St. Louis

MOST GOALS AGAINST, HOME PERIOD: 5 (April 13, 1980) vs Boston

MOST GOALS AGAINST, AWAY PERIOD: 4 (April 8, 1982) at NY Islanders

PENALTY RECORDS - SERIES

MOST PENALTIES, BOTH TEAMS: 110 (1981) Pittsburgh 55, St. Louis 55

FEWEST PENALTIES, BOTH TEAMS: 24 (1975) St. Louis 15, Pittsburgh 9

MOST PENALTY MINUTES, BOTH TEAMS: 306 (1970) Pittsburgh 162, St. Louis 144

FEWEST PENALTY MINUTES, BOTH TEAMS: 61 (1976) Toronto 36 Pittsburgh 25

MOST PENALTIES, PITTSBURGH: 55 (1981) vs St. Louis

MOST PENALTIES, OPPONENT: 55 (1981) vs St. Louis

FEWEST PENALTIES, PITTSBURGH: 9 (1975) vs St. Louis

FEWEST PENALTIES, OPPONENT: 15 (1975) vs St. Louis; 15 (1976) vs Toronto

MOST PENALTY MINUTES, PITTSBURGH: 162 (1970) vs St. Louis

MOST PENALTY MINUTES, OPPONENT: 144 (1970) vs St. Louis

FEWEST PENALTY MINUTES, PITTSBURGH: 18 (1975) vs St. Louis

FEWEST PENALTY MINUTES, OPPONENT: 36 (1976) vs Toronto

PENALTY RECORDS - GAME

MOST PENALTIES, HOME GAME, BOTH TEAMS: 28 (April 11, 1981) St. Louis 15, Pittsburgh 13
MOST PENALTIES, AWAY GAME, BOTH TEAMS: 30 (April 19, 1970) Pittsburgh 18, St. Louis 12
FEWEST PENALTIES, HOME GAME, BOTH TEAMS: 8 (April 26, 1970) St. Louis 4 at Pittsburgh 4; 8 (April 5, 1977) Toronto 5 at Pittsburgh 3
FEWEST PENALTIES, AWAY GAME, BOTH TEAMS: 7 (April 17, 1975) Pittsburgh 5 at NY Islanders 3; 7 (April 9, 1976) Pittsburgh 3 at Toronto 4
MOST PENALTIES, PITTSBURGH: 18 (April 19, 1970) at St. Louis
MOST PENALTIES, OPPONENT: 15 (April 11, 1981) vs St. Louis
FEWEST PENALTIES, PITTSBURGH: 3 (Three times - last time April 22, 1979 vs Boston)
FEWEST PENALTIES, OPPONENT: 3 (Four times - last time April 21, 1979 vs Boston)

PITTSBURGH PENGUIN PLAYOFF RECORDS ALL-TIME

MOST GAMES PLAYED: 37 - Rick Kehoe; 32 - Ron Stackhouse
MOST GOALS: 9 - Jean Pronovost; 8 - Rod Schutt
MOST ASSISTS: 17 - Rick Kehoe; 12 - Ron Schock
MOST POINTS: 21 - Rick Kehoe; 18 - Jean Pronovost
MOST PENALTY MINUTES: 51 - Tracy Pratt; 51 - Colin Campbell
MOST GAMES PLAYED, GOALIE: 10 - Denis Herron; 9 - Gary Inness
MOST MINUTES PLAYED, GOALIE: 601 - Denis Herron; 540 - Gary Inness

ONE PLAYOFF YEAR

MOST GOALS: 5 - Michel Briere (1970); 5 - Bob Kelly (1975); 4 - Ken Schinkel (1970); 4 - Vic Hadfield (1975); 4 - Lowell MacDonald (1975); 4 - Orest Kindrachuk (1979); 4 - Randy Carlyle (1981)
MOST ASSISTS: 6 - Ron Schock (1970); 6 - Ron Stackhouse (1975); 6 - George Ferguson (1981); 5 - Dean Prentice (1970); 5 - Pierre Larouche (1975); 5 - Rick Kehoe (1980); 5 - Randy Carlyle (1981); 5 - Paul Gardner (1982)
MOST POINTS: 9 - Randy Carlyle (1981); 8 - Michel Briere (1970); 8 - Bob Kelly (1975); 8 - Ron Stackhouse (1975); 8 - George Ferguson (1980)
MOST PENALTY MINUTES: 51 - Tracy Pratt (1970); 34 - Bryan Hextall (1970)
MOST GOALS, DEFENSEMAN: 4 - Randy Carlyle (1981)
MOST ASSISTS, DEFENSEMAN: 6 - Ron Stackhouse (1975)
MOST POINTS, DEFENSEMAN: 9 - Randy Carlyle (1981)

ONE PLAYOFF SERIES

MOST GOALS: 4 - Michel Briere (1970); 4 - Bob Kelly (1975); 4 - Lowell MacDonald (1975); 4 - Randy Carlyle (1981)
MOST ASSISTS: 6 - George Ferguson (1981); 5 - Ron Schock (1970); 5 - Rick Kehoe (1980); 5 - Paul Gardner (1982)
MOST POINTS: 9 - Randy Carlyle (1981); 8 - George Ferguson (1981); 7 - Rick Kehoe (1980)
MOST PENALTY MINUTES: 43 - Tracy Pratt (1970)

PITTSBURGH PENGUIN PLAYOFF RECORDS ONE PLAYOFF GAME

MOST GOALS: 3 - Ken Schinkel (April 11, 1970 at Oakland)
MOST ASSISTS: 3 - Dean Prentice (April 22, 1970 at Oakland)
3 - George Ferguson (April 12, 1981 vs St. Louis)
MOST POINTS: 3 - Ken Schinkel (April 11, 1970 at Oakland) (3g)
3 - Dean Prentice (April 11, 1970 at Oakland) (3a)
3 - Lowell MacDonald (April 15, 1975 vs NY Islanders) (2-1)
3 - Jean Pronovost (April 15, 1975 vs NY Islanders) (1-2)
3 - Ross Lonsberry (April 12, 1980 vs Boston) (2-1)
3 - George Ferguson (April 12, 1980 vs Boston) (3a)
3 - George Ferguson (April 9, 1981 at St. Louis) (1-2)
3 - Rod Schutt (April 9, 1981 at St. Louis) (1-2)
3 - Mike Bullard (April 12, 1981 vs St. Louis) (2-1)
3 - Randy Carlyle (April 12, 1981 vs St. Louis) (2-1)
3 - Andre St. Laurent (April 11, 1982 vs NY Islanders) (2-1)
MOST PENALTY MINUTES: 32 - Tracy Pratt (April 19, 1970 at St. Louis)
MOST PENALTIES: 8 - Kim Clackson (April 13, 1980 at Boston)

ONE PLAYOFF PERIOD

MOST GOALS: 2 - Ken Schinkel (April 11, 1970 at Oakland)
2 - Ken Schinkel (April 9, 1972 vs Chicago)
2 - Chuck Arnason (April 8, 1975 vs St. Louis)
MOST ASSISTS: 2 - several players
MOST POINTS: 3 - George Ferguson (April 9, 1981 at St. Louis) (1-2)
MOST PENALTY MINUTES: 26 - Kim Clackson (April 13, 1980 at Boston)
MOST PENALTIES: 6 - Kim Clackson (April 13, 1980 at Boston)
LONGEST OVERTIME GAME: 25:17 (April 14, 1981 at St. Louis)
(Goal by Mike Crombeen)
SHORTEST OVERTIME GAME: 0:12 (April 9, 1972 vs Chicago)
(Goal by Pit Martin)
MOST WINS IN A ROW: 5 - (April 8 to April 7, 1975) (2 vs St. Louis & 3 vs NY Islanders)
MOST LOSSES IN A ROW: 5 - (April 30, 1970 to April 9, 1972) (1 vs St. Louis & 4 vs Chicago)
SHUTOUT WINS: 2-0 (April 8, 1976 vs Toronto)
SHUTOUT LOSSES: 5-0 (April 28, 1970 at St. Louis)
2-0 (April 8, 1972 vs Chicago)
1-0 (April 26, 1975 vs NY Islanders)
4-0 (April 9, 1976 at Toronto)

1982-83 NHL ALIGNMENT

The National Hockey League embarks upon its 66th regular season with a new look in terms of alignment and scheduling that will focus attention upon some great rivalries.

PRINCE OF WALES CONFERENCE

PATRICK DIVISION

Pittsburgh Penguins
New Jersey Devils (4-3)
New York Islanders (3-4)
New York Rangers (4-3)
Philadelphia Flyers (3-4)
Washington Capitals (3-4)

ADAMS DIVISION

Boston Bruins (1-2)
Buffalo Sabres (1-2)
Hartford Whalers (1-2)
Montreal Canadiens (2-1)
Quebec Nordiques (2-1)

CLARENCE CAMPBELL CONFERENCE

NORRIS DIVISION

Chicago Black Hawks (2-1)
Detroit Red Wings (2-1)
Minnesota North Stars (1-2)
St. Louis Blues (2-1)
Toronto Maple Leafs (1-2)

SMYTHE DIVISION

Calgary Flames (2-1)
Edmonton Oilers (2-1)
Los Angeles Kings (1-2)
Vancouver Canucks (2-1)
Winnipeg Jets (1-2)

Numbers in parenthesis indicate number of games against each opponent by Pittsburgh for the 1982-83 season (home-away).

UNBALANCED SCHEDULE

Each of the 21 teams will play an 80-game schedule with those teams in the Smythe, Norris and Adams Divisions having eight games (four home, four away) against each of their Divisional opponents, plus three games against each of the remaining 16 teams in the League. In the case of the three games against the remaining clubs, teams will play two home, one away or vice-versa, alternating the extra home game each year.

The six clubs in the Patrick Division—New Jersey, New York Islanders, New York Rangers, Philadelphia, Pittsburgh and Washington—will play each other seven times with three games against each of the remaining 15 teams. The home-ice differential will be alternated each season.

STANLEY CUP PLAYOFFS

At the conclusion of the regular schedule, the top four finishers in each of the Divisions will qualify for the Stanley Cup playoffs.

The opening round features divisional playoffs that will have the first place club oppose the fourth-place team and second versus third in the best-of-five series. The winners of each series will advance to a best-of-seven Divisional Final series with the team gaining higher standing during the regular-season holding home-ice advantage.

The four divisional winners will meet in a best-of-seven Conference Championship. The Smythe Division victor will face the Norris Division champion in the Campbell Conference championship, while the Patrick Division victor will oppose the Adams Division winner for the Prince of Wales Conference title. The Conference winners will meet in a best-of-seven final series for the Stanley Cup.

Home-ice advantage for the semi-final and final rounds will be alternated each season according to Division and Conference. For the 1982-83 season, the Adams and Smythe Division winners will gain home-ice advantage in the Conference Championships, while the champion of the Campbell Conference will hold home-ice advantage in the Stanley Cup Final.

1982 STANLEY CUP PLAYOFFS DIVISION SEMI-FINALS

ADAMS DIVISION

SERIES "A" (Quebec won 3-2)

Wed. Apr. 7 Quebec 1 (Bouchard) at Montreal 5 (Wamsley)
Thu. Apr. 8 Quebec 3 (Bouchard) at Montreal 2 (Wamsley)
Sat. Apr. 10 Montreal 1 (Wamsley) at Quebec 2 (Bouchard)
Sun. Apr. 11 Montreal 6 (Wamsley) at Quebec 2 (Bouchard)
Tue. Apr. 13 Quebec 3 (Bouchard) at Montreal 2 (Wamsley)

Winning Goal

Napier
Aubry
D. Hunter
Tremblay
D. Hunter (0:22/ovt)

SERIES "B" (Boston won 3-1)

Wed. Apr. 7 Buffalo 1 (Edwards) at Boston 3 (Moffat)
Thu. Apr. 8 Buffalo 3 (Edwards) at Boston 7 (Moffat)
Sat. Apr. 10 Boston 2 (Moffat) at Buffalo 5 (Edwards)
Sun. Apr. 11 Boston 5 (Moffat) at Buffalo 2 (Edwards)

Park
Pederson
Ramsay
O'Reilly

NORRIS DIVISION

SERIES "C" (Chicago won 3-1)

Wed. Apr. 7 Chicago 3 (Bannerman) at Minnesota 2 (Meloche)
Thu. Apr. 8 Chicago 5 (Bannerman) at Minnesota 3 (Beaupre)
Sat. Apr. 10 Minnesota 7 (Meloche) at Chicago 1 (Bannerman)
Sun. Apr. 11 Minnesota 2 (Meloche) at Chicago 5 (Bannerman)

Fox (3:34/ovt)
Savard
Ciccarelli
Secord

SERIES "D" (St. Louis Won 3-1)

Wed. Apr. 7 St. Louis 4 (Liut) at Winnipeg 3 (Staniowski)
Thu. Apr. 8 St. Louis 2 (Liut) at Winnipeg 5 (Soetaert)
Sat. Apr. 10 Winnipeg 3 (Soetaert) at St. Louis 6 (Liut)
Sun. Apr. 11 Winnipeg 2 (Staniowski) at St. Louis 8 (Liut)

Lapointe
MacLean
Crombeen
Sutter

PATRICK DIVISION

SERIES "E" (NY Islanders won 3-2)

Wed. Apr. 7 Pittsburgh 1 (Dion) at NY Islanders 8 (Smith)
Thu. Apr. 8 Pittsburgh 2 (Dion) at NY Islanders 7 (Smith)
Sat. Apr. 10 NY Islanders 1 (Smith) at Pittsburgh 2 (Dion)
Sun. Apr. 11 NY Islanders 2 (Melanson) at Pittsburgh 5 (Dion)
Tue. Apr. 13 Pittsburgh 3 (Dion) at NY Islanders 4 (Smith)

Gillies
Goring
Kehoe (4:14/ovt)
Kehoe
Tonelli (6:19/ovt)

SERIES "F" (NY Rangers won 3-1)

Wed. Apr. 7 Philadelphia 4 (Peeters) at NY Rangers 1 (Mio)
Thu. Apr. 8 Philadelphia 3 (Peeters) at NY Rangers 7 (Mio)
Sat. Apr. 10 NY Rangers 4 (Mio) at Philadelphia 3 (Peeters)
Sun. Apr. 11 NY Rangers 7 (Mio) at Philadelphia 5 (Peeters)

Propp
Ftorek
Connor
Dv. Maloney

SMYTHE DIVISION

SERIES "G" (Los Angeles won 3-1)

Wed. Apr. 7 Los Angeles 10 (Lessard) at Edmonton 8 (Fuhr)
Thu. Apr. 8 Los Angeles 2 (Lessard) at Edmonton 3 (Fuhr)
Sat. Apr. 10 Edmonton 5 (Fuhr) at Los Angeles 6 (Lessard)
Mon. Apr. 12 Edmonton 3 (Fuhr) at Los Angeles 2 (Lessard)
Tue. Apr. 13 Los Angeles 7 (Lessard) at Edmonton 4 (Fuhr)

Simmer
Gretzky (6:20/ovt)
Evans (2:35/ovt)
Anderson
Nicholls

SERIES "H" (Vancouver won 3-0)

Wed. Apr. 7 Calgary 3 (Riggin) at Vancouver 5 (Brodeur)
Thu. Apr. 8 Calgary 1 (Riggin) at Vancouver 2 (Brodeur)
Sat. Apr. 10 Vancouver 3 (Brodeur) at Calgary 1 (Riggin)

Molin
Williams (14:20/ovt)
Williams

DIVISION FINALS

ADAMS DIVISION

SERIES "I" (Quebec won 4-3)

Thu. Apr. 15	Quebec 3 (Bouchard) at Boston 4 (Moffat)	Bourque
Fri. Apr. 16	Quebec 4 (Garrett) at Boston 8 (Moffat)	Pederson
Sun. Apr. 18	Boston 2 (Moffat) at Quebec 3 (Garrett)	Paiement (11:44/ovt)
Mon. Apr. 19	Boston 2 (Moffat) at Quebec 7 (Garrett)	Cloutier
Wed. Apr. 21	Quebec 4 (Garrett) at Boston 3 (Moffat)	P. Stastny
Fri. Apr. 23	Boston 6 (Moffat) at Quebec 5 (Garrett)	McNab (10:45/ovt)
Sun. Apr. 25	Quebec 2 (Bouchard) at Boston 1 (Moffat)	Pichette

NORRIS DIVISION

SERIES "J" (Chicago won 4-2)

Thu. Apr. 15	Chicago 5 (Esposito) at St. Louis 4 (Liut)	Wilson
Fri. Apr. 16	Chicago 1 (Esposito) at St. Louis 3 (Liut)	Babych
Sun. Apr. 18	St. Louis 5 (Hanlon) at Chicago 6 (Bannerman)	Gardner
Mon. Apr. 19	St. Louis 4 (Hanlon) at Chicago 7 (Bannerman)	Bulley
Wed. Apr. 21	Chicago 2 (Bannerman) at St. Louis 3 (Liut)	Federko (3:28/ovt)
Fri. Apr. 23	St. Louis 0 (Liut) at Chicago 2 (Esposito)	Savard

PATRICK DIVISION

SERIES "K" (NY Islanders won 4-2)

Thu. Apr. 15	NY Rangers 5 (Weeks) at NY Islanders 4 (Smith)	Ruotsalainen
Fri. Apr. 16	NY Rangers 2 (Weeks) at NY Islanders 7 (Smith)	D. Sutter
Sun. Apr. 18	NY Islanders 4 (Smith) at NY Rangers 3 (Mio)	Trottier (3:00/ovt)
Mon. Apr. 19	NY Islanders 5 (Smith) at NY Rangers 3 (Weeks)	D. Sutter
Wed. Apr. 21	NY Rangers 4 (Mio) at NY Islanders 2 (Smith)	Silk
Fri. Apr. 23	NY Islanders 5 (Smith) at NY Rangers 3 (Mio)	Langevin

SMYTHE DIVISION

SERIES "L" (Vancouver won 4-1)

Thu. Apr. 15	Los Angeles 2 (Lessard) at Vancouver 3 (Brodeur)	Lupul
Fri. Apr. 16	Los Angeles 3 (Lessard) at Vancouver 2 (Brodeur)	Bozek (4:33/ovt)
Sun. Apr. 18	Vancouver 4 (Brodeur) at Los Angeles 3 (Lessard)	Campbell (1:23/ovt)
Mon. Apr. 19	Vancouver 5 (Brodeur) at Los Angeles 4 (Keans)	Boldirev
Wed. Apr. 21	Los Angeles 2 (Lessard) at Vancouver 5 (Brodeur)	Rota

CONFERENCE FINALS

PRINCE OF WALES CONFERENCE

SERIES "M" (NY Islanders won 4-0)

Tue. Apr. 27	Quebec 1 (Bouchard) at NY Islanders 4 (Smith)	Goring
Thu. Apr. 29	Quebec 2 (Bouchard) at NY Islanders 5 (Smith)	Bossy
Sat. May 1	NY Islanders 5 (Smith) at Quebec 4 (Bouchard)	Merrick (16:52/ovt)
Tue. May 4	NY Islanders 4 (Smith) at Quebec 2 (Bouchard)	Gillies

CLARENCE CAMPBELL CONFERENCE

SERIES "N" (Vancouver won 4-1)

Tue. Apr. 27	Vancouver 2 (Brodeur) at Chicago 1 (Esposito)	Neill (28:58/ovt)
Thu. Apr. 29	Vancouver 1 (Brodeur) at Chicago 4 (Bannerman)	Feamster
Sat. May 1	Chicago 3 (Bannerman) at Vancouver 4 (Brodeur)	Smyl
Tue. May 4	Chicago 3 (Esposito) at Vancouver 5 (Brodeur)	Halward
Thu. May 6	Vancouver 6 (Brodeur) at Chicago 2 (Bannerman)	Molin

STANLEY CUP FINALS

SERIES "O" (NY Islanders won Stanley Cup 4-0)

Sat. May 8	Vancouver 5 (Brodeur) at NY Islanders 6 (Smith)	Bossy (19:58/ovt)
Tue. May 11	Vancouver 4 (Brodeur) at NY Islanders 6 (Smith)	Trottier
Thu. May 13	NY Islanders 3 (Smith) at Vancouver 0 (Brodeur)	Gillies
Sun. May 16	NY Islanders 3 (Smith) at Vancouver 1 (Brodeur)	Bossy

PLAYOFF SCORING LEADERS

NAME - TEAM	GP	G	A	PTS
Bryan Trottier, NY Islanders	19	6	23	29
Mike Bossy, NY Islanders	19	17	10	27
Denis Potvin, NY Islanders	19	5	16	21
Thomas Gradin, Vancouver	17	9	10	19
Denis Savard, Chicago	15	11	7	18
Stan Smyl, Vancouver	17	9	9	18
Joe Mullen, St. Louis	10	7	11	18
Barry Pederson, Boston	11	7	11	18
Peter Stastny, Quebec	12	7	11	18
Bernie Federko, St. Louis	10	3	15	18
Marian Stastny, Quebec	16	3	14	17

LEADERS

GOALS	Mike Bossy, NY Islanders	17
	Denis Savard, Chicago	11
ASSISTS	Bryan Trottier, NY Islanders	23
	Denis Potvin, NY Islanders	16
POINTS	Bryan Trottier, NY Islanders	29
	Mike Bossy, NY Islanders	27
	Denis Potvin, NY Islanders	21
PENALTY MINUTES	Dave Williams, Vancouver	116
	Curt Fraser, Vancouver	98
	Colin Campbell, Vancouver	87
POWER PLAY GOALS	Mike Bossy, NY Islanders	6
	Denis Savard, Chicago	5
SHORTHANDED GOALS	Billy Carroll, NY Islanders	2
	Michel Goulet, Quebec	2
WINNING GOALS	Mike Bossy, NY Islanders	3
	Clark Gillies, NY Islanders	3
MINUTES PLAYED	Billy Smith, NY Islanders	1120
	Richard Brodeur, Vancouver	1089
SHUTOUTS	Billy Smith, NY Islanders	1
	Tony Esposito, Chicago	1
WINS	Billy Smith, NY Islanders	15
	Richard Brodeur, Vancouver	11
LOSSES	Dan Bouchard, Quebec	7
	Richard Brodeur, Vancouver	6

GOALTENDING LEADERS

NAME - TEAM	GP	MP	GA	AVG
Rick Wamsley, Montreal	5	300	11	2.20
Tony Esposito, Chicago	7	381	16	2.52
Billy Smith, NY Islanders	18	1120	47	2.52
Gilles Meloche, Minnesota	4	184	8	2.61
Richard Brodeur, Vancouver	17	1089	49	2.70
Mike Liut, St. Louis	10	494	27	3.28
Dan Bouchard, Quebec	11	677	38	3.37
Mike Moffat, Boston	11	663	38	3.44

ACTIVE GOALTENDERS VS PITTSBURGH

NAME	GP	MP	GF	GA	ENG	SO	AVG	W	L	T
Baker, Steve	1	60	4	3	0	0	3.00	1	0	0
Bannerman, Murray	1	60	3	3	0	0	3.00	0	0	1
Baron, Marco	1	60	4	5	0	0	5.00	0	1	0
Bouchard, Dan	24	1352	83	66	0	2	2.93	12	9	3
Brodeur, Richard	3	180	12	9	0	0	3.00	1	0	2
Bromley, Gary	9	449	44	32	1	0	4.28	5	2	1
Craig, Jim	2	120	10	7	0	0	3.50	1	0	1
Davidson, John	10	560	28	26	1	0	2.78	5	3	1
Edwards, Don	15	900	69	46	0	1	3.07	7	2	6
Esposito, Tony	45	2700	164	117	4	4	2.60	27	11	7
Fuhr, Grant	1	60	8	3	0	0	3.00	1	0	0
Garrett, John	6	340	28	32	0	0	5.65	2	3	1
Gilbert, Gilles	24	1322	89	82	0	1	3.72	10	7	5
Hanlon, Glen	6	360	21	25	1	0	4.17	1	5	0
Harrison, Paul	7	373	20	30	1	0	4.83	1	5	0
Heinz, Rick	1	60	7	1	0	0	1.00	1	0	0
Herron, Denis	8	480	26	29	0	0	3.63	2	4	2
Jensen, Al	3	121	6	12	0	0	5.95	0	1	1
Keans, Doug	3	140	6	9	1	0	3.86	0	1	1
Larocque, Michel	25	1461	120	67	0	1	2.75	16	3	6
Lemelin, Rejean	3	180	15	9	0	0	3.00	2	0	1
Lessard, Mario	15	840	52	48	0	1	3.43	4	5	5
Liut, Mike	7	400	28	18	0	0	2.70	5	1	1
Lindbergh, Pelle	1	60	2	7	0	0	7.00	0	1	0
Low, Ron	25	1374	88	86	2	1	3.76	11	10	2
Lozinski, Larry	2	98	3	2	0	0	1.22	0	0	1
Melanson, Roland	3	180	15	8	0	0	2.67	2	1	0
Meloche, Gilles	33	1980	112	134	3	0	4.06	11	18	4
Middlebrook, Lindsay	2	67	4	5	0	0	4.48	0	1	0
Millen, Greg	2	119	7	8	1	0	4.03	0	1	1
Mio, Ed	10	576	43	35	0	0	3.65	5	2	2
Moog, Andy	1	60	5	2	0	0	2.00	1	0	0
Myre, Phil	33	1878	99	107	0	0	3.42	9	13	8
Palmateer, Mike	12	616	46	34	0	1	3.31	6	4	0
Parro, Dave	7	419	31	31	1	0	4.44	2	4	1
Peeters, Pete	9	540	39	18	0	2	2.00	7	1	1
Plasse, Michel	13	728	41	48	3	0	3.96	4	8	0
Resch, Glenn	16	898	50	47	0	1	3.14	6	5	5
Riggin, Pat	3	180	11	7	0	1	2.33	1	0	2
Rutherford, Jim	22	1270	68	89	0	0	4.20	7	15	0
St. Croix, Rick	4	240	18	11	0	0	2.75	3	0	1
Sauve, Bob	7	420	36	22	0	0	3.14	3	2	2
Sevigny, Richard	5	244	18	12	1	0	2.95	3	1	0
Smith, Billy	26	1484	81	79	2	0	3.19	8	8	8
Soetaert, Doug	12	621	27	38	0	0	3.67	3	6	1
Stanowski, Ed	11	659	34	49	0	0	4.46	3	8	0
Tremblay, Vincent	3	140	15	10	0	0	4.29	2	0	0
Vachon, Rogie	64	3701	208	175	0	7	2.84	34	19	8
Veisor, Mike	6	261	15	15	0	0	3.45	1	2	1
Wamsley, Rick	1	60	4	2	0	0	2.00	1	0	0
Weeks, Steve	4	180	14	16	1	0	5.33	2	2	0

ALL TIME GOALTENDING VS PITTSBURGH

GAMES PLAYED

Rogie Vachon	64
Tony Esposito	45
Cesare Maniago	39
Bernie Parent	36
Gary Smith	34
Phil Myre	33
Gilles Meloche	33
Ed Giacomini	32
Doug Favell	29
Billy Smith	26

MINUTES PLAYED

Rogie Vachon	3701
Tony Esposito	2700
Cesare Maniago	2199
Bernie Parent	2160
Gilles Meloche	1980
Ed Giacomini	1900
Phil Myre	1878
Gary Smith	1861
Doug Favell	1673
Billy Smith	1484

GOALS AGAINST

Rogie Vachon	175
Gilles Meloche	134
Tony Esposito	117
Phil Myre	107
Gary Smith	105
Cesare Maniago	105
Jimmy Rutherford	89
Ron Low	86
Gilles Gilbert	82
Doug Favell	79
Billy Smith	79

SHUTOUTS

Bernie Parent	10
Rogie Vachon	7
Ed Giacomini	7
Bruce Gamble	5
Cesare Maniago	5
Tony Esposito	4
Ernie Wakely	4
Gerry Cheevers	3
Gerry Desjardins	3
Five goalies with	2

WINS

Rogie Vachon	34
Tony Esposito	27
Bernie Parent	21
Ed Giacomini	20
Cesare Maniago	18
Michel Larocque	16
Gerry Cheevers	15
Ken Dryden	15
Eddie Johnston	13
Dan Bouchard	12

LOSSES

Rogie Vachon	19
Gary Smith	18
Gilles Meloche	18
Jimmy Rutherford	15
Doug Favell	13
Gerry Desjardins	13
Phil Myre	13
Cesare Maniago	12
Tony Esposito	11
Ron Low	10

GOALIE STREAKS VS PITTSBURGH

LONGEST WINNING STREAK: 9 games by Dan Bouchard, Atlanta
(April 7, 1974 to November 3, 1978)

8 games by Tony Esposito, Chicago
(November 8, 1969 to February 7, 1971)

LONGEST LOSING STREAK: 7 games by Gilles Meloche,
California & Cleveland (December 17, 1975 to April 9, 1978)

LONGEST UNBEATEN STREAK: 16 games by Michel Larocque,
Montreal (13-0-3) (November 27, 1974 to December 8, 1978)

15 games by Gerry Cheevers, Boston (10-0-5)
(March 19, 1969 to January 29, 1978)

LONGEST WINLESS STREAK: 13 games by Phil Myre, Atlanta (0-8-5)
(December 16, 1972 to February 25, 1976)

LONGEST HOME WINNING STREAK: 9 games by Michel Larocque,
Montreal (December 7, 1974 to March 29, 1978)

8 games by Ken Dryden, Montreal
(November 27, 1971 to November 23, 1978)

LONGEST HOME LOSING STREAK: 4 games by Gilles Meloche,
California & Cleveland
(December 17, 1975 to April 9, 1978)

LONGEST HOME UNBEATEN STREAK: 13 games by Michael
Larocque, Montreal (12-0-1)
(December 7, 1974 to October 25, 1979)

LONGEST HOME WINLESS STREAK: 9 games by Gilles Meloche
California & Cleveland (0-6-3)
(December 6, 1972 to April 9, 1978)

LONGEST AWAY WINNING STREAK: 5 games by Ed Giacomin, NY
Rangers (March 8, 1969 to February 27, 1971)

LONGEST AWAY LOSING STREAK: 8 games by Jim Rutherford,
Detroit (October 18, 1975 to November 8, 1980)**

7 games by Ed Staniowski, St. Louis
(March 14, 1976 to January 14, 1981)**

LONGEST AWAY UNBEATEN STREAK: 7 games by Gerry Cheevers,
Boston (4-0-3) (March 19, 1969 to October 29, 1977)

LONGEST AWAY WINLESS STREAK: 10 games by Doug Favell,
Philadelphia (0-5-5) (January 6, 1968 to November 8, 1972)

10 games by Phil Myre, Atlanta (0-5-5)
(December 31, 1969 to October 24, 1976)

** - Streak still intact at start of 1982-83 season.

LIFETIME SHUTOUTS VS PITTSBURGH

DATE	TEAM	SCORE	CITY	SAVES
10 - Bernie Parent - Philadelphia & Toronto				
Oct. 17, 1968	Philadelphia	3-0	at Philadelphia	20
Dec. 21, 1979	Philadelphia	4-0	at Philadelphia	28
Oct. 17, 1970	Philadelphia	0-0	at Pittsburgh	30
Feb. 23, 1972	Toronto	2-0	at Toronto	34
Oct. 27, 1973	Philadelphia	6-0	at Pittsburgh	23
Nov. 4, 1973	Philadelphia	7-0	at Philadelphia	29
Dec. 22, 1974	Philadelphia	4-0	at Pittsburgh	24
Mar. 13, 1975	Philadelphia	6-0	at Philadelphia	22
Oct. 28, 1976	Philadelphia	3-0	at Philadelphia	21
Oct. 20, 1977	Philadelphia	11-0	at Philadelphia	20
7 - Ed Giacomin - New York Rangers				
Mar. 17, 1968	NY Rangers	3-0	at New York	20
Mar. 8, 1970	NY Rangers	0-0	at New York	25
Mar. 18, 1970	NY Rangers	2-0	at Pittsburgh	30
Feb. 20, 1971	NY Rangers	2-0	at Pittsburgh	37
Feb. 27, 1971	NY Rangers	4-0	at Pittsburgh	26
Jan. 7, 1973	NY Rangers	3-0	at New York	24
Nov. 18, 1973	NY Rangers	7-0	at New York	33
7 - Rogie Vachon - Los Angeles				
Jan. 16, 1974	Los Angeles	2-0	at Pittsburgh	34
Jan. 26, 1974	Los Angeles	2-0	at Pittsburgh	25
Oct. 28, 1974	Los Angeles	2-0	at Los Angeles	23
Nov. 23, 1974	Los Angeles	0-0	at Pittsburgh	32
Mar. 22, 1975	Los Angeles	4-0	at Los Angeles	31
Oct. 30, 1975	Los Angeles	4-0	at Los Angeles	21
Mar. 2, 1977	Los Angeles	5-0	at Pittsburgh	26
5 - Cesare Maniago - Minnesota				
Mar. 23, 1968	Minnesota	3-0	at Minnesota	31
Dec. 12, 1970	Minnesota	1-0	at Pittsburgh	35
Mar. 13, 1971	Minnesota	0-0	at Pittsburgh	31
Oct. 28, 1971	Minnesota	2-0	at Minnesota	35
Feb. 20, 1972	Minnesota	2-0	at Minnesota	40
5 - Bruce Gamble - Toronto & Philadelphia				
Jan. 13, 1968	Toronto	7-0	at Toronto	33
Jan. 25, 1969	Toronto	2-0	at Pittsburgh	30
Dec. 6, 1969	Toronto	5-0	at Toronto	25
Jan. 17, 1970	Toronto	4-0	at Toronto	38
Jan. 30, 1972	Philadelphia	4-0	at Philadelphia	33
4 - Tony Esposito - Chicago				
Dec. 27, 1969	Chicago	3-0	at Pittsburgh	30
Jan. 14, 1970	Chicago	5-0	at Chicago	28
Feb. 7, 1971	Chicago	1-0	at Chicago	28
Dec. 19, 1979	Chicago	0-0	at Chicago	37
4 - Ernie Wakely - St. Louis				
Nov. 13, 1969	St. Louis	4-0	at St. Louis	25
Jan. 3, 1970	St. Louis	6-0	at St. Louis	26
Nov. 19, 1970	St. Louis	1-0	at Pittsburgh	20
Jan. 22, 1972	St. Louis	1-0	at St. Louis	25
3 - Gerry Cheevers - Boston				
Oct. 19, 1969	Boston	4-0	at Boston	26
Feb. 14, 1970	Boston	3-0	at Pittsburgh	35
Nov. 24, 1976	Boston	4-0	at Pittsburgh	34
3 - Gerry Desjardines - Los Angeles & Buffalo				
Jan. 18, 1969	Los Angeles	4-0	at Los Angeles	30
Oct. 22, 1969	Los Angeles	2-0	at Los Angeles	25
Jan. 11, 1976	Buffalo	6-0	at Buffalo	28
2 - Dan Bouchard - Atlanta				
Jan. 18, 1978	Atlanta	1-0	at Atlanta	25
Nov. 3, 1978	Atlanta	2-0	at Atlanta	25

2 - Doug Favell - Philadelphia			
Oct. 17, 1967	Philadelphia	1-0	at Philadelphia
Nov. 9, 1968	Philadelphia	3-0	at Pittsburgh
2 - Pete Peeters - Philadelphia			
Feb. 2, 1980	Philadelphia	4-0	at Pittsburgh
Jan. 21, 1981	Philadelphia	5-0	at Pittsburgh
2 - Gary Smith - California & Chicago			
Dec. 27, 1967	California	0-0	at Pittsburgh
Jan. 8, 1972	Chicago	4-0	at Pittsburgh
1 - Roger Crozier - Buffalo			
Nov. 12, 1972	Buffalo	1-0	at Buffalo
1 - Michel Dion - Quebec			
Feb. 24, 1980	Quebec	2-0	at Quebec
1 - Ken Dryden - Montreal			
Apr. 2, 1975	Montreal	6-0	at Montreal
1 - Don Edwards - Buffalo			
Feb. 7, 1980	Buffalo	9-0	at Buffalo
1 - Gary Edwards - Cleveland			
Feb. 3, 1977	Cleveland	0-0	at Cleveland
1 - Roy Edwards - Detroit			
Feb. 20, 1969	Detroit	3-0	at Detroit
1 - Gilles Gilbert - Boston			
Mar. 27, 1977	Boston	3-0	at Boston
1 - Doug Grant - Detroit			
Dec. 15, 1973	Detroit	2-0	at Pittsburgh
1 - Glen Hall - St. Louis			
Feb. 12, 1969	St. Louis	2-0	at Boston
1 - Ed Johnston - Boston			
Mar. 2, 1969	Boston	4-0	at Boston
1 - Michel Larocque - Montreal			
Feb. 22, 1979	Montreal	12-0	at Montreal
1 - Mario Lessard - Los Angeles			
Mar. 7, 1979	Los Angeles	4-0	at Pittsburgh
1 - Bill McKenzie - Colorado			
Mar. 28, 1980	Colorado	5-0	at Colorado
1 - Mike Palmateer - Toronto			
Mar. 11, 1979	Toronto	4-0	at Toronto
1 - Jacques Plante - St. Louis			
Nov. 19, 1969	St. Louis	4-0	at Pittsburgh
1 - Glenn Resch - NY Islanders			
Mar. 2, 1980	NY Islanders	0-0	at Pittsburgh
1 - Pat Riggin - Calgary			
Jan. 16, 1982	Calgary	4-0	at Calgary
1 - Terry Sawchuk - New York Rangers			
Feb. 1, 1970	NY Rangers	6-0	at New York
1 - Wayne Stephenson - Philadelphia			
Mar. 13, 1977	Philadelphia	4-0	at Philadelphia
1 - Wayne Thomas - Toronto			
Jan. 11, 1977	Toronto	2-0	at Pittsburgh
1 - Dunc Wilson - Toronto			
Nov. 3, 1973	Toronto	6-0	at Toronto
1 - Lorne Worsley - Montreal			
Feb. 16, 1969	Montreal	4-0	at Pittsburgh
1 - Ron Low & Jacques Plante - Toronto - combined shutout			
Dec. 29, 1972	Toronto	4-0	at Pittsburgh

Low played all but 24 seconds of game

PITTSBURGH LIFETIME SHUTOUTS

DATE	SCORE	OPPONENT	SAVES
11 - Les Binkley			
Nov. 4, 1967	1-0	at California	31
Dec. 23, 1967	4-0	vs Minnesota	23
Dec. 27, 1967	0-0	vs California	24
Jan. 28, 1968	1-0	at Boston	33
Feb. 9, 1968	2-0	vs St. Louis	22
Mar. 30, 1968	2-0	vs Philadelphia (Quebec)	23
Nov. 12, 1969	3-0	at Toronto	31
Dec. 10, 1969	2-0	at Los Angeles	29
Mar. 25, 1970	2-0	vs Minnesota	25
Oct. 17, 1970	0-0	vs Philadelphia	24
Mar. 3, 1971	4-0	vs Montreal	33
5 - Dunc Wilson			
Nov. 13, 1976	1-0	vs Philadelphia	25
Nov. 21, 1976	5-0	vs Chicago	25
Jan. 19, 1977	3-0	at Vancouver	21
Jan. 27, 1977	3-0	at New York Rangers	30
Feb. 3, 1977	0-0	at Cleveland	22
4 - Greg Millen			
Dec. 13, 1979	3-0	vs St. Louis	33
Jan. 16, 1979	5-0	vs Minnesota	25
Dec. 19, 1979	0-0	at Chicago	29
Mar. 30, 1980	4-0	vs Washington	28
4 - Al Smith			
Feb. 26, 1970	1-0	vs Los Angeles	30
Mar. 8, 1970	0-0	at New York Rangers	33
Dec. 8, 1970	4-0	vs Toronto	29
Mar. 13, 1971	0-0	vs Minnesota	20
4 - Jim Rutherford			
Feb. 17, 1972	2-0	at Buffalo	23
Jan. 20, 1973	3-0	vs Boston	26
Feb. 20, 1973	4-0	at New York Islanders	34
Feb. 24, 1973	2-0	vs Chicago	32
3 - Denis Herron			
Oct. 17, 1972	5-0	at New York Islanders	24
Oct. 24, 1972	4-0	at Vancouver	23
Mar. 9, 1977	3-0	vs Colorado	32
2 - Gary Inness			
Nov. 17, 1974	6-0	vs Washington	26
Nov. 23, 1974	0-0	vs Los Angeles	30
2 - Joe Daley			
Feb. 19, 1969	3-0	vs Boston	41
Mar. 23, 1969	5-0	vs Minnesota	32
2 - Michel Plasse			
Mar. 6, 1976	5-0	vs Minnesota	18
Mar. 28, 1976	3-0	vs Detroit	29
1 - Rob Holland			
Mar. 2, 1980	0-0	vs NY Islanders	24
1 - Andy Brown			
Mar. 24, 1974	8-0	vs Detroit	23
1 - Hank Bassen			
Nov. 15, 1967	5-0	vs Philadelphia	27
1 - Gary Edwards			
Mar. 21, 1982	6-0	at Colorado	28

LIFETIME HAT TRICKS VS PITTSBURGH

NAME - TEAM	DATE	GOALIE
3 - Stan Mikita - Chicago	Dec. 6, 1967	Binkley (3) & Bassen (1) **
	Feb. 11, 1970	Smith
	Feb. 10, 1974	Inness
3 - Phil Esposito - Boston	Dec. 15, 1968	Daley
	Dec. 6, 1970	Binkley
	Mar. 6, 1971	Smith
2 - Brad Park - NY Rangers	Dec. 12, 1971	Rutherford
	Feb. 12, 1972	Rutherford
2 - Dave Keon - Toronto	Jan. 17, 1970	Binkley
	Nov. 20, 1974	Inness
2 - Guy Lafleur - Montreal	Dec. 7, 1974	Johnson
	Jan. 26, 1975	Plasse**
2 - Claude Larose - Montreal	Feb. 28, 1974	Inness**
- St. Louis	Feb. 8, 1977	Wilson
2 - Dennis Maruk - California	Nov. 18, 1975	Inness**
Washington	Nov. 12, 1980	Holland
2 - Darryl Sittler - Toronto	Jan. 16, 1980	Millen
	Mar. 5, 1980	Holland
2 - Wayne Gretzky - Edmonton	Mar. 21, 1980	Millen
	Mar. 17, 1982	Dion
1 - Keith Acton - Montreal	Nov. 21, 1981	Dion (2) & Harrison (1)
	Feb. 1, 1970	Smith
1 - Dave Balon - NY Rangers	Mar. 16, 1968	Bassen (2) & ENG
1 - Jean Beliveau - Montreal	Oct. 6, 1976	Laxton**
1 - Rick Blight - Vancouver	Jan. 13, 1981	Millen**
1 - Mike Bossy - NY Islanders	Oct. 29, 1981	Dion
1 - Mel Bridgman - Philadelphia	Dec. 17, 1972	Herron
1 - Gene Carr - NY Rangers	Dec. 13, 1980	Millen
1 - Bobby Clarke - Philadelphia	Nov. 13, 1975	Inness
1 - Yvan Cournoyer - Montreal	Jan. 17, 1980	Millen
1 - Jordy Douglas - Hartford	Feb. 16, 1968	Binkley
1 - Dick Duff - Montreal	Dec. 27, 1981	Harrison
1 - Ron Duguay - NY Rangers	Jan. 31, 1980	Millen
1 - Mike Foligno - Detroit	Feb. 7, 1980	Millen
1 - Danny Gare - Buffalo	Apr. 6, 1975	Johnson**
1 - Stan Gilbertson - Washington	Mar. 23, 1974	Inness
1 - Bill Goldsworthy - Minnesota	Nov. 24, 1977	Herron
1 - Butch Goring - Los Angeles	Mar. 21, 1980	Millen
1 - Wayne Gretzky - Edmonton	Mar. 7, 1973	Brown
1 - Dennis Hextall - Minnesota	Feb. 3, 1974	Brown
1 - Ken Hodge - Boston	Jan. 17, 1973	Newton
1 - Rejean Houle - Montreal	Nov. 2, 1969	Smith
1 - Gordie Howe - Detroit	Nov. 14, 1968	Binkley
1 - Bobby Hull - Chicago	Feb. 29, 1976	Inness
1 - Ted Irvine - St. Louis	Mar. 17, 1973	Brown (2) & Newton (1)
1 - Bobby Lalonde - Vancouver	Oct. 25, 1979	Holland
1 - Pierre Larouche - Montreal	Jan. 3, 1981	Millen
1 - Reed Larson - Detroit	Jan. 19, 1980	Millen
1 - Blair MacDonald - Edmonton	Jan. 3, 1974	Rutherford
1 - Richard Martin - Buffalo	Feb. 18, 1979	Millen (2) & Herron (1)
1 - Dale McCourt - Detroit	Nov. 19, 1969	Binkley
1 - Ab McDonald - St. Louis	Feb. 6, 1981	Ricci
1 - Lanny McDonald - Colorado	Mar. 16, 1981	Millen
1 - Mark Messier - Edmonton	Nov. 12, 1975	Inness
1 - H. Monahan - Washington	Mar. 20, 1982	Dion
1 - Bernie Nicholls - Los Angeles	Feb. 6, 1977	Herron
1 - Wilf Paiement - Colorado	Apr. 1, 1979	Herron (2) & Millen (1)
1 - Darcy Rota - Atlanta	Mar. 13, 1977	Herron
1 - Don Saleski - Philadelphia	Mar. 31, 1971	Newton
1 - Eddie Shack - Buffalo	Dec. 19, 1980	Holland (2) & Millen (1)
1 - Stan Smyl - Vancouver	Jan. 9, 1971	Smith
1 - Brian Spencer - Toronto	Jan. 3, 1982	Harrison
1 - Blaine Stoughton - Hartford	Dec. 28, 1971	Binkley (2) & ENG
1 - Norm Ullman - Toronto	Feb. 10, 1973	Newton
1 - Mike Walton - Boston	Apr. 28, 1970	Smith
	Apr. 9, 1972	Rutherford
	Apr. 9, 1977	Herron

PLAYOFF HAT TRICKS

1 - Frank St. Marseille - St. Louis	Apr. 28, 1970	Smith
1 - Bobby Hull - Chicago	Apr. 9, 1972	Rutherford
1 - Lanny McDonald - Toronto	Apr. 9, 1977	Herron

** - Four goal game

PITTSBURGH ALL-TIME HAT TRICKS

NAME	DATE	GOALIE
7 - Rick Kehoe	Feb. 15, 1975 at Toronto	Favell
	Feb. 19, 1976 vs Toronto	Favell
	Oct. 6, 1976 vs Vancouver	Maniago (2) & Ridley (1)
	Nov. 26, 1980 vs Vancouver	Brodeur
	Dec. 3, 1980 at Toronto	Crha
	Jan. 14, 1981 vs St. Louis	Staniowski
4 - Lowell MacDonald	Jan. 20, 1982 vs Boston	Baron
	Nov. 15, 1972 vs Minnesota	Gilbert
	Nov. 13, 1973 vs Minnesota	Maniago
	Feb. 21, 1976 vs Chicago	Villemure
4 - Pierre Larouche	Mar. 12, 1975 vs Boston	Gilbert
	Feb. 8, 1976 at Vancouver	Smith (2) & Lockett (1)
	Feb. 21, 1976 vs Chicago	Villemure
	Feb. 19, 1977 at Toronto	Palmateer (1) & Thomas (2)
	Feb. 26, 1975 vs Washington	Belhumeur
3 - Jean Pronovost	Nov. 12, 1975 at Washington	Wolfe
	Feb. 19, 1976 vs Toronto	Favell
3 - Al McDonough	Oct. 11, 1972 at St. Louis	Stephenson
	Nov. 18, 1972 vs Atlanta	Myre
	Nov. 22, 1972 vs St. Louis	Stephenson
2 - Syl Apps	Dec. 13, 1972 vs NY Islanders	Desjardins
	Dec. 17, 1975 at California	Meloche
2 - Paul Gardner	Dec. 13, 1980 vs Philadelphia	Myre**
	Nov. 7, 1981 vs Philadelphia	Lyndbergh
2 - Bob Kelly	Mar. 24, 1974 vs Detroit	Grant
	Dec. 17, 1975 at California	Meloche
2 - Ken Schinkel	Oct. 21, 1967 vs Chicago	Dejordy
	Feb. 4, 1970 vs Minnesota	Maniago (1) & Broderick (2)
	Oct. 18, 1967 vs Minnesota	Maniago (2) & Bauman (1)
1 - Andy Bathgate	Dec. 31, 1977 vs Cleveland	Edwards
1 - Wayne Bianchin	Nov. 16, 1977 at Minnesota	Lopresti
1 - Blair Chapman	Jan. 18, 1976 vs NY Rangers	Wilson (1) & Soetart (2)
1 - Stan Gilbertson	Mar. 4, 1979 at Colorado	Plasse
	Dec. 1, 1971 vs Detroit	Smith (2) & Daley (1)
1 - Orest Kindrachuk	Nov. 30, 1977 vs Detroit	Low
1 - Bob Leiter	Mar. 28, 1979 vs NY Rangers	Soetart
	Nov. 28, 1979 vs Quebec	Dion
1 - Pete Mahovlich	Mar. 24, 1971 vs Detroit	Rutherford
1 - Greg Malone	Mar. 6, 1982 at Quebec	Bouchard
1 - Gary McAdam	Dec. 19, 1970 vs Detroit	McLeod (2) & ENG
1 - Duane Rupp	Nov. 29, 1972 vs Toronto	Low
1 - Andre St. Laurent	Jan. 2, 1981 vs Hartford	Garrett
1 - Glen Sather	Mar. 16, 1981 at Edmonton	Mio
	Mar. 18, 1979 at NY Rangers	Thomas
1 - Eddie Shack	Apr. 11, 1970 at Oakland	Smith
1 - Doug Shedden		
1 - Gregg Sheppard		
1 - Ron Stackhouse		

PLAYOFF HAT TRICKS

1 - Ken Schinkel	Apr. 11, 1970 at Oakland	Smith
------------------	--------------------------	-------

** - Four Goal Game

50-GOAL SCORERS

Wayne Gretzky, Edmonton	92	1981-82
Phil Esposito, Boston	76	1970-71
Mike Bossy, NY Islanders	69	1978-79
Phil Esposito, Boston	68	1973-74
Mike Bossy, NY Islanders	68	1980-81
Phil Esposito, Boston	66	1971-72
Mike Bossy, NY Islanders	64	1981-82
Phil Esposito, Boston	61	1974-75
Reggie Leach, Philadelphia	61	1975-76
Steve Shutt, Montreal	60	1976-77
Guy Lafleur, Montreal	60	1977-78
Dennis Maruk, Washington	60	1981-82
Marcel Dionne, Los Angeles	59	1978-79
Bobby Hull, Chicago	58	1968-69
Marcel Dionne, Los Angeles	58	1980-81
Guy Lafleur, Montreal	56	1975-76
Guy Lafleur, Montreal	56	1976-77
Charlie Simmer, Los Angeles	56	1979-80
Danny Gare, Buffalo	56	1979-80
Blaine Stoughton, Hartford	56	1979-80
Charlie Simmer, Los Angeles	56	1980-81
Phil Esposito, Boston	55	1972-73
Wayne Gretzky, Edmonton	55	1980-81
RICK KEHOE, PITTSBURGH	55	1980-81
Dino Ciccarelli, Minnesota	55	1981-82
Bobby Hull, Chicago	54	1965-66
Wayne Babych, St. Louis	54	1980-81
Rick Vaive, Toronto	54	1981-82
Guy Lafleur, Montreal	53	1974-75
PIERRE LAROUCHE, PITTSBURGH	53	1975-76
Marcel Dionne, Los Angeles	53	1976-77
Mike Bossy, NY Islanders	53	1977-78
Marcel Dionne, Los Angeles	53	1979-80
Bobby Hull, Chicago	52	1966-67
Mickey Redmond, Detroit	52	1972-73
Richard Martin, Buffalo	52	1973-74
Richard Martin, Buffalo	52	1974-75
JEAN PRONOVOST, PITTSBURGH	52	1975-76
Guy Lafleur, Montreal	52	1978-79
Jacques Richard, Quebec	52	1980-81
Blaine Stoughton, Hartford	52	1981-82
John Bucyk, Boston	51	1970-71
Mickey Redmond, Detroit	51	1973-74
Mike Bossy, NY Islanders	51	1979-80
Wayne Gretzky, Edmonton	51	1979-80
Rick Middleton, Boston	51	1981-82
Maurice Richard, Montreal	50	1944-45
Bernie Geoffrion, Montreal	50	1960-61
Bobby Hull, Chicago	50	1961-62
Bobby Hull, Chicago	50	1971-72
Vic Hadfield, NY Rangers	50	1972-73
Rick MacLeish, Philadelphia	50	1972-73
Ken Hodge, Boston	50	1973-74
Danny Grant, Detroit	50	1973-74
Bill Barber, Philadelphia	50	1975-76
Danny Gare, Buffalo	50	1975-76
Guy Chouinard, Atlanta	50	1978-79
Guy Lafleur, Montreal	50	1979-80
Pierre Larouche, Montreal	50	1979-80
Reggie Leach, Philadelphia	50	1979-80
Dennis Maruk, Washington	50	1980-81
Mark Messier, Edmonton	50	1981-82
Marcel Dionne, Los Angeles	50	1981-82
Bryan Trottier, NY Islanders	50	1981-82

100-POINT SCORERS

Wayne Gretzky, Edmonton	212	1981-82
Wayne Gretzky, Edmonton	164	1980-81
Phil Esposito, Boston	152	1970-71
Mike Bossy, NY Islanders	147	1981-82
Phil Esposito, Boston	145	1973-74
Bobby Orr, Boston	139	1970-71
Peter Stastny, Quebec	139	1981-82
Marcel Dionne, Los Angeles	137	1979-80
Wayne Gretzky, Edmonton	137	1979-80
Guy Lafleur, Montreal	136	1976-77
Dennis Maruk, Washington	136	1981-82
Bobby Orr, Boston	135	1974-75
Marcel Dionne, Los Angeles	135	1980-81
Bryan Trottier, NY Islanders	134	1978-79
Phil Esposito, Boston	133	1971-72
Guy Lafleur, Montreal	132	1977-78
Kent Nilsson, Calgary	131	1980-81
Phil Esposito, Boston	130	1972-73
Marcel Dionne, Los Angeles	130	1978-79
Guy Lafleur, Montreal	129	1978-79
Bryan Trottier, NY Islanders	129	1981-82
Phil Esposito, Boston	127	1974-75
Phil Esposito, Boston	126	1968-69
Mike Bossy, NY Islanders	126	1978-79
Guy Lafleur, Montreal	125	1975-76
Guy Lafleur, Montreal	125	1979-80
Bryan Trottier, NY Islanders	123	1977-78
Bobby Orr, Boston	122	1973-74
Bobby Orr, Boston	122	1976-77
Marcel Dionne, Los Angeles	121	1974-75
Marcel Dionne, Detroit	121	1974-75
Bobby Orr, Boston	120	1969-70
Guy Lafleur, Montreal	119	1974-75
Bobby Clarke, Philadelphia	119	1975-76
Mike Bossy, NY Islanders	119	1980-81
Denis Savard, Chicago	119	1981-82
Bobby Orr, Boston	117	1971-72
Pete Mahovlich, Montreal	117	1974-75
Darryl Sittler, Toronto	117	1977-78
John Bucyk, Boston	116	1970-71
Bobby Clarke, Philadelphia	116	1974-75
Bobby Smith, Minnesota	114	1981-82
Gil Perreault, Buffalo	113	1975-76
Bill Barber, Philadelphia	112	1975-76
Dave Taylor, Los Angeles	112	1980-81
PIERRE LAROUCHE, PITTSBURGH	111	1975-76
Jean Ratelle, NY Rangers	109	1971-72
Peter Stastny, Quebec	109	1980-81
Bob MacMillan, Atlanta	108	1978-79
Bobby Hull, Chicago	107	1968-69
Guy Chouinard, Atlanta	107	1978-79
Vic Hadfield, NY Rangers	106	1971-72
Gil Perreault, Buffalo	106	1979-80
Dave Taylor, Los Angeles	106	1981-82
Ken Hodge, Boston	105	1970-71
Ken Hodge, Boston	105	1973-74
Jean Ratelle, NY Rangers	105	1975-76
Pete Mahovlich, Montreal	105	1975-76
Steve Shutt, Montreal	105	1976-77
Mike Rogers, Hartford	105	1979-80
Charlie Simmer, Los Angeles	105	1980-81
Mike Rogers, Hartford	105	1980-81
Glenn Anderson, Edmonton	105	1981-82
Bobby Clarke, Philadelphia	104	1972-73
JEAN PRONOVOST, PITTSBURGH	104	1975-76
Bryan Trottier, NY Islanders	104	1979-80
Bernie Federko, St. Louis	104	1980-81
Gordie Howe, Detroit	103	1968-69
Jacques Richard, Quebec	103	1980-81
Rick Middleton, Boston	103	1980-81
Bryan Trottier, NY Islanders	103	1980-81
Dale Hawerchuk, Winnipeg	103	1981-82
Mike Rogers, NY Rangers	103	1981-82
Bobby Orr, Boston	101	1972-73
Denis Potvin, NY Islanders	101	1978-79
Charlie Simmer, Los Angeles	101	1979-80
Rick MacLeish, Philadelphia	100	1972-73
Rene Robert, Buffalo	100	1974-75
Darryl Sittler, Toronto	100	1975-76
Blaine Stoughton, Hartford	100	1979-80

NHL ALL STAR GAME PARTICIPATION

- 1981-82 Randy Carlyle & Michel Dion - Prince of Wales Conference
- 1980-81 Randy Carlyle & Rick Kehoe - Prince of Wales Conference
- 1979-80 Ron Stackhouse - Prince of Wales Conference
- 1977-78 Jean Pronovost - Prince of Wales Conference
- 1976-77 Jean Pronovost - Prince of Wales Conference
- 1975-76 Dave Burrows, Pierre Larouche & Jean Pronovost - Prince of Wales Conference
- 1974-75 Syl Apps, Pierre Larouche & Jean Pronovost - Prince of Wales Conference
- 1973-74 Dave Burrows, Lowell MacDonald & Al McDonough - Western Division
- 1972-73 Greg Polis & Lowell MacDonald - Western Division
- 1971-72 Greg Polis - Western Division
- 1970-71 Greg Polis - Western Division
- 1969-70 Bob Woytowich & Dean Prentice - Western Division
- 1968-69 Ken Schinkel - Western Division
- 1967-68 Ken Schinkel - NHL All Stars

1982 OCTOBER 1982

SUNDAY	MONDAY	TUESDAY	WEDNESDAY	THURSDAY	FRIDAY	SATURDAY
					1	2
		NJ				NYR
3	4 (TV)	5	6	7	8	9
BOST	VAN		NYI			NJ
10	11	12	13 (TV)	14	15	16
			STL	QUE		PHIL
17	18	19	20	21	22	23
24		WASH	PHIL			CALG
NYR	31	25	26	27 (TV)	28	29
						30

1982 NOVEMBER 1982

SUNDAY	MONDAY	TUESDAY	WEDNESDAY	THURSDAY	FRIDAY	SATURDAY
		NYI		NJ		LA
		1	2	3 (TV)	4	5
			EDM			CALG
7	8	9	10	11	12	13
BUFF			HART			BOST
14	15	16	17	18	19	20
			TOR		MINN	STL
21	22	23	24	25	26	27
28	29	30				

1982 DECEMBER 1982

SUNDAY	MONDAY	TUESDAY	WEDNESDAY	THURSDAY	FRIDAY	SATURDAY
			CHI	WASH		PHIL
			1 (TV)	2	3	4
			BUFF			QUE
5	6	7	8	9	10	11
PHIL			DET			WASH
(TV) 12	13	14	15	16	17	18
	NYR	HART		DET		
19	20 (TV)	21	22 (TV)	23	24	25
NYR		WASH	STL			
26	27 (TV)	28	29	30	31	

1983 JANUARY 1983

SUNDAY	MONDAY	TUESDAY	WEDNESDAY	THURSDAY	FRIDAY	SATURDAY
						NYI
						1
MONT					EDM	
2	3	4	5	6	7	8
WIN			MINN	PHIL		MONT
9	10	11	12 (TV)	13	14	15
			NJ			QUE
16	17	18	19	20	21	22
23 (TV)	TOR		WASH		WASH	NYR
24	24		25	26	27 (TV)	28
30	NJ	31	25	26	27	29

1983 FEBRUARY 1983

SUNDAY	MONDAY	TUESDAY	WEDNESDAY	THURSDAY	FRIDAY	SATURDAY
			CHI		WIN	CALG
		1	2	3	4	5
			VAN	BOST		LA
6	7	8	9 (TV)	10	11	12
			DET	NYI		EDM
13	14	15	16 (TV)	17	18	19
	TOR		WIN	PHIL		NJ
20	21	22	23 (TV)	24	25	26
	NYR					
27 (TV)	28					

1983 MARCH 1983

SUNDAY	MONDAY	TUESDAY	WEDNESDAY	THURSDAY	FRIDAY	SATURDAY
		NYR			BUFF	
		1	2	3 (TV)	4	5
PHIL				NYI		HART
6	7	8	9	10	11 (TV)	12
CHI			MINN			LA
13	14	15	16	17	18	19
		VAN				WASH
20	21	22	23	24	25 (TV)	26
NYI			MONT			
27	28	29	30	31		

1983 APRIL 1983

SUNDAY	MONDAY	TUESDAY	WEDNESDAY	THURSDAY	FRIDAY	SATURDAY
						NYI
					1 (TV)	2
NJ						
3	4	5	6	7	8	9
10	11	12	13	14	15	16
17	18	19	20	21	22	23
24						
31	25	26	27	28	29	30

AWAY
 HOME

TELEVISED GAME on
WPGH-TV (CHANNEL 53)

All games home and away on
KQV Radio (1410 AM)

1981-82 AWARD WINNERS

STANLEY CUP NY Islanders
PRINCE OF WALES TROPHY NY Islanders
CLARENCE CAMPBELL BOWL Vancouver Canucks
HART TROPHY Wayne Gretzky, Edmonton
CALDER TROPHY Dale Hawerchuk, Winnipeg
JAMES NORRIS TROPHY Doug Wilson, Chicago
ART ROSS TROPHY Wayne Gretzky, Edmonton
LADY BYNG TROPHY Rick Middleton, Boston
WILLIAM JENNINGS TROPHY Rick Wamsley
 & Denis Herron, Montreal Canadiens
VEZINA TROPHY Billy Smith, NY Islanders
CONN SMYTHE TROPHY Mike Bossy, NY Islanders
FRANK SELKE TROPHY Steve Kasper, Boston
BILL MASTERTON TROPHY Glenn Resch, Colorado
JACK ADAMS TROPHY Tom Watt, Winnipeg

ALL STARS

FIRST TEAM

SECOND TEAM

GOAL

Billy Smith, NY Islanders Grant Fuhr, Edmonton

DEFENSE

Doug Wilson, Chicago Paul Coffey, Edmonton

DEFENSE

Raymond Bourque, Boston Brian Engblom, Montreal

CENTER

Wayne Gretzky, Edmonton Bryan Trottier, NY Islanders

LEFT WING

Mark Messier, Edmonton John Tonelli, NY Islanders

RIGHT WING

Mike Bossy, NY Islanders Rick Middleton, Boston

PENGUIN AWARD WINNERS

MICHEL BRIERE MEMORIAL TROPHY ROOKIE OF THE YEAR

1981-82 Mike Bullard
 1980-81 Mark Johnson
 1979-80 Paul Marshall
 1978-79 Greg Millen & Rod Schutt
 1977-78 Peter Lee
 1976-77 Greg Malone
 1974-75 Pierre Larouche
 1973-74 Ron Lalonde
 1971-72 Dave Burrows
 1970-71 Greg Polis
 1969-70 Jean Pronovost
 1967-68 Les Binkley

BILL McCracken MEMORIAL AWARD UNSUNG HERO

1981-82 Pat Boutette
 1980-81 Paul Gardner
 1979-80 Russ Anderson
 1978-79 George Ferguson
 1977-78 Dave Schultz
 1976-77 Wayne Bianchini
 1975-76 Ron Stackhouse
 1974-75 Gary Inness
 1973-74 Ron Schock
 1972-73 Lowell MacDonald
 1970-71 Bob Blackburn
 1969-70 Val Fonteyne

MAX UNGER AWARD LEADING POINT SCORER

1981-82 Rick Kehoe
 1980-81 Rick Kehoe
 1979-80 Rick Kehoe
 1978-79 Greg Malone
 1977-78 Jean Pronovost
 1976-77 Jean Pronovost
 1975-76 Pierre Larouche
 1974-75 Ron Schock
 1973-74 Syl Apps
 1972-73 Syl Apps
 1971-72 Syl Apps
 1970-71 Bryan Hextall
 1969-70 Dean Prentice
 1968-69 Ken Schinkel
 1967-68 Andy Bathgate

GREY COMMUNICATIONS AWARD PLAYER'S PLAYER (Formerly VITALIS)

1981-82 Mike Bullard
 1980-81 Rick Kehoe
 1979-81 Rick Kehoe
 1978-79 Greg Malone
 1977-78 Denis Herron
 1976-77 Denis Herron
 1975-76 Jean Pronovost
 1974-75 Ron Schock
 1973-74 Jean Pronovost
 1972-73 Lowell MacDonald
 1971-72 Jean Pronovost
 1970-71 Jean Pronovost
 1969-70 Jean Pronovost &
 Dean Prentice
 1968-69 Val Fonteyne

BUDWEISER AWARD MOST VALUABLE PLAYER

1981-82 Michel Dion
 1980-81 Randy Carlyle
 1979-80 George Ferguson
 1978-79 Ron Stackhouse &
 Orest Kindrachuk
 1977-78 Pete Mahovlich
 1976-77 Dunc Wilson
 1975-76 Pierre Larouche
 1974-75 Ron Schock &
 Ron Stackhouse
 1973-74 Syl Apps, Dave Burrows,
 Jean Pronovost & Lowell
 Mac Donald
 1972-73 Dave Burrows
 1971-72 Jean Pronovost
 1970-71 Ron Schock
 1969-70 Jean Pronovost
 1968-69 Keith McCreary
 1967-68 Les Binkley

JAMES G. BALMER AWARD CONTRIBUTION TO HOCKEY IN PITTSBURGH

1980-81 Adolph J. Donadeo
 1979-80 Mark Johnson
 1978-79 Baz Bastien
 1977-78 Pete Mahovlich
 1975-76 Ken Schinkel
 1974-75 Jack Button
 1973-74 Lowell MacDonald
 1972-73 Jack Riley
 1971-72 Pittsburgh Penguin
 Partners
 1970-71 Michel Briere
 1969-70 Red Kelly
 1968-69 Jimmy Jordan
 1966-67 Baz Bastien

BOOSTER CLUB AWARD STAR OF GAME LEADER

1981-82 Michel Dion
 1980-81 Randy Carlyle
 1979-80 George Ferguson
 1978-79 Randy Carlyle
 1977-78 Denis Herron
 1976-77 Dunc Wilson
 1975-76 Dave Burrows
 1974-75 Vic Hadfield

PENGUINS ON THE ROAD

BOSTON BRUINS

G.M. - Harry Sinden
Coach - Gerry Cheevers
P.R. - Nate Greenberg
Arena - Boston Gardens (14,597)
150 Causeway St.
Boston, Mass. 02114
Phone - (617) 227-3209
Hotel - Parker House
Phone - (617) 227-8600

BUFFALO SABRES

G.M. - Scotty Bowman
Coach - Scotty Bowman
P.R. - Gerry Helper
Arena - Memorial Aud (16,433)
140 Main St.
Buffalo, N.Y. 14202
Phone - (716) 856-7300
Hotel - Buffalo Hilton
Phone - (716) 845-5100

CALGARY FLAMES

G.M. - Cliff Fletcher
Coach - Bob Johnson
P.R. - Al Coates/Jane Kennelly
Arena - Stampede Corral (6,492)
P.O. Box 1540, Station M
Calgary, Alberta T2P 3B9
Phone - (403) 233-8383
Hotel - Calgary Inn
Phone - (403) 266-1611

CHICAGO BLACK HAWKS

G.M. - Bob Pulford
Coach - Orval Tessier
P.R. - Don Murphy/Jim Sullivan
Arena - Chicago Stadium (17,100)
1840 W. Madison Ave.
Chicago, Illinois 606129
Phone - (312) 733-5300
Hotel - Marriott Downtown
Phone - (312) 836-0100

DETROIT RED WINGS

G.M. - Jim Devellano
Coach - Nick Polano
P.R. - Bill Jamieson
Arena - Joe Louis Arena (19,275)
600 Civic Center Drive
Detroit, Michigan 48226
Phone - (313) 567-3900
Hotel - Plaza Hotel
Phone - (313) 568-8000

EDMONTON OILERS

G.M. - Glen Sather
Coach - Glen Sather
P.R. - Bill Tuele
Arena - Northlands Coliseum (15,248)
7424 118th Avenue
Edmonton, Alberta T5B 4M9
Phone - (403) 474-8561
Hotel - Forum Motor Inn
Phone - (403) 471-1231

HARTFORD WHALERS

G.M. - Larry Pleau
Coach - Larry Kish
P.R. - Bob Casey
Arena - Hartford Civic Center (14,510)
One Civic Center Plaza
Hartford, Connecticut 06103
Phone - (203) 728-3366
Hotel - Sheraton Hartford
Phone - (203) 728-5151

LOS ANGELES KINGS

G.M. - George Maguire
Coach - Don Perry
P.R. - Scott Carmichael
Arena - The Forum (16,005)
3900 W. Manchester Blvd.
Inglewood, California 90301
Phone - (213) 674-6000
Hotel - Marriott Airport
Phone - (213) 641-5700

MINNESOTA NORTH STARS

G.M. - Lou Nanne
Coach - Glen Sonmor
P.R. - Dick Dillman
Arena - Met Sports Center (15,184)
7901 Cedar Ave. North
Bloomington, Minnesota 55420
Phone - (612) 853-9333
Hotel - Registry Hotel
Phone - (612) 854-2244

MONTREAL CANADIENS

G.M. - Irving Grundman
Coach - Bob Berry
P.R. - Claude Mouton
Arena - Montreal Forum (18,350)
2313 St. Catherine St. West
Montreal, Quebec H3H 1N2
Phone - (514) 932-6131
Hotel - Lemoyne Manoir
Phone - (514) 931-8861

NEW JERSEY DEVILS

G.M. - Billy MacMillan
Coach - Billy MacMillan
P.R. - Larry Brooks
Arena - Brendan Byrne Arena
Box 504
East Rutherford, N.J. 07073
Phone - (201) 935-6050
Hotel - Meadowlands Hilton
Phone - (201) 348-9600

NEW YORK ISLANDERS

G.M. - Bill Torrey
Coach - Al Arbour
P.R. - Les Wagner
Arena - Nassau Coliseum (15,317)
Hempstead Turnpike
Uniondale, New York 11553
Phone - (516) 794-4100
Hotel - Island Inn
Phone - (516) 741-4500

NEW YORK RANGERS

G.M. - Craig Patrick
Coach - Herb Brooks
P.R. - John Halligan
Arena - Madison Sq. Garden (17,500)
4 Pennsylvania Plaza
New York, N.Y. 10001
Phone - (212) 563-8036
Hotel - New York Statler
Phone - (212) 736-5000

PHILADELPHIA FLYERS

G.M. - Keith Allen
Coach - Bob McCammon
P.R. - Joe Kadlec
Arena - The Spectrum (17,077)
Pattison Place
Philadelphia, Pa. 19148
Phone - (215) 465-4500
Hotel - Sheraton Airport Inn
Phone - (215) 365-4150

QUEBEC NORDIQUES

G.M. - Maurice Filion
Coach - Michel Bergeron
P.R. - Michel Parizeau
Arena - Quebec Coliseum (15,300)
5555 3rd Ave. West
Charlesbourg, Quebec G1H 6R1
Phone - (418) 627-3801
Hotel - Chateau Frontenac
Phone - (418) 692-3861

ST. LOUIS BLUES

G.M. - Emile Francis
Coach - Emile Francis
P.R. - Susie Mathieu
Arena - The Checkerdome (18,006)
5700 Oakland Ave.
St. Louis, Missouri 63110
Phone - (314) 781-5300
Hotel - Marriott Pavillion
Phone - (314) 421-1776

TORONTO MAPLE LEAFS

G.M. - Jerry McNamara
Coach - Mike Nykoluk
P.R. - Stan Obodiac
Arena - Maple Leaf Gardens (16,485)
60 Carlton St.
Toronto, Ontario M5B 1L1
Phone - (416) 368-1641
Hotel - Westbury Hotel
Phone - (416) 924-0611

VANCOUVER CANUCKS

G.M. - Harry Neale
Coach - Roger Neilson
P.R. - Norm Jewison
Arena - Pacific Coliseum (15,613)
100 N. Renfrew St.
Vancouver, B.C. V5K 3N7
Phone - (604) 254-5141
Hotel - Hotel Vancouver
Phone - (604) 684-3131

PENGUINS ON THE ROAD

WASHINGTON CAPITALS

G.M. - David Poile
Coach - Bryan Murray
P.R. - Lou Corletto
Arena - Capital Centre (18,130)
Landover, Maryland 20786

Phone - (301) 350-3400
Hotel - International Hotel - Baltimore
Phone - (301) 761-7700

WINNIPEG JETS

G.M. - John Ferguson
G.M. - Tom Watt
P.R. - Hartley Goldman
Arena - Winnipeg Arena (15,430)
15-1430 Maroons Road
Winnipeg, Manitoba R3G 0L5
Phone - (204) 772-9491
Hotel - Winnipeg Inn
Phone - (204) 957-1350

NHL MONTREAL

G.M. - John Zeigler, Jr.
Exec. Vice Pres - Brian O'Neill
Inform. & Stats. - Mike Griffin/
Bennie Ercolani
960 Sun Life Bldg.
1155 Metcalfe St.
Montreal, P.Q. H3B 2W2
Phone - (514) 871-9220


NHL NEW YORK

President - Gil Stein
Vice Pres. - Steve Ryan
P.R. - Rodger Gottlieb
1221 Ave. of Americas
New York, NY 10020
Phone - (212) 398-1100

NHL TORONTO

Referee-in-Chief - Scotty Morrison
Suite 202
1 Greensboro Drive
Rexdale, Ontario M9W 1C8
Phone - (416) 245-2926

PENGUINS FANS... THIS BUD'S® FOR YOU.



KING OF BEERS®
ANHEUSER-BUSCH, INC. • ST. LOUIS

Pittsburgh Penguins



1982-83 AWAY SCHEDULE

DAY	DATE	OPPONENT	TIME
Tuesday	October 5	New Jersey	7:35 (53)
Sunday	October 10	Boston	7:05
Thursday	October 14	NY Islanders	8:05 (53)
Thursday	October 21	Quebec	7:35
Thursday	October 28	Philadelphia	7:35 (53)
Sunday	October 31	NY Rangers	7:35
Tuesday	November 2	NY Islanders	8:05
Thursday	November 4	New Jersey	7:35 (53)
Saturday	November 6	Los Angeles	10:35
Sunday	November 14	Buffalo	7:05
Friday	November 26	Minnesota	9:05
Saturday	November 27	St. Louis	9:05
Thursday	December 2	Washington	7:35 (53)
Sunday	December 12	Philadelphia	7:05 (53)
Monday	December 20	NY Rangers	7:35
Tuesday	December 21	Hartford	7:35 (53)
Thursday	December 23	Detroit	7:35 (53)
Tuesday	December 28	Washington	7:35 (53)
Sunday	January 2	Montreal	8:05
Friday	January 7	Edmonton	9:35
Sunday	January 9	Winnipeg	9:35
Thursday	January 13	Philadelphia	7:35 (53)
Monday	January 24	Toronto	8:05
Friday	January 28	Washington	8:05 (53)
Monday	January 31	New Jersey	7:35 (53)
Wednesday	February 2	Chicago	8:30
Friday	February 4	Winnipeg	8:05
Saturday	February 5	Calgary	8:05
Thursday	February 10	Boston	7:35 (53)
Thursday	February 17	NY Islanders	8:05 (53)
Monday	February 21	Toronto	8:05
Thursday	February 24	Philadelphia	7:35 (53)
Monday	February 28	NY Rangers	7:35 (53)
Friday	March 4	Buffalo	7:35 (53)
Saturday	March 12	Hartford	7:35 (53)
Wednesday	March 16	Minnesota	8:35
Saturday	March 19	Los Angeles	10:35
Saturday	March 22	Vancouver	11:05
Saturday	March 26	Washington	8:05 (53)
Saturday	April 2	NY Islanders	8:05 (53)

All times - Pittsburgh time

(53) - Televised game on WPGH-TV (Channel 53)