

2017.18 *PITTSBURGH PENGUINS* **MEDIA GUIDE**

2016

2017

1991

1992

2009



TABLE OF CONTENTS



PPG Paints Arena
1001 Fifth Avenue
Pittsburgh, PA 15219

PHONE: 412.642.1300

FAX: 412.255.1980

MEDIA RELATIONS FAX: 412.255.1980

SEATING CHART	6	PLAYERS	31	TOM SESTITO	92
PPG PAINTS ARENA	8	2017.18 HEAD SHOTS	33	CONOR SHEARY	94
LE MAGNIFIQUE	11	JOSH ARCHIBALD	34	DOMINIK SIMON	96
UPMC LEMIEUX SPORTS COMPLEX	12	ZACH ASTON-REESE	36	DANIEL SPRONG	98
UPMC LEMIEUX SPORTS COMPLEX	13	IAN COLE	38	CHRIS SUMMERS	100
TEAM INFORMATION	15	FRANK CORRADO	40	JARRED TINORDI	102
Mario Lemieux	16	SIDNEY CROSBY	42	ZACH TROTMAN	104
Ron Burkle	17	KEVIN CZUCZMAN	46	GARRETT WILSON	106
David Morehouse	18	BRIAN DUMOULIN	48	SCOTT WILSON	108
Travis Williams	18	JAKE GUENTZEL	50	LUKAS BENGTSSON	110
Jim Rutherford	19	CARL HAGELIN	52	TEDDY BLUEGER	111
Bill Guerin	20	PATRIC HORNQVIST	54	JEAN-SEBASTIEN DEA	112
Jason Karmanos	20	MATT HUNWICK	56	CASEY DESMITH	113
Mike Sullivan	21	TRISTAN JARRY	58	THOMAS DI PAULI	114
Sergei Gonchar	22	PHIL KESSEL	60	ADAM JOHNSON	115
Jacques Martin	22	TOM KUHNHACKL	62	TROY JOSEPHS	116
Mark Recchi	23	KRIS LETANG	64	SEAN MAGUIRE	117
Mike Buckley	23	OLLI MAATTA	68	ETHAN PROW	118
Derek Clancey	24	EVGENI MALKIN	70	JEFF TAYLOR	119
Patrik Allvin	24	GREG MCKEGG	74	FREDERIK TIFFELS	120
Scott Young	25	MATT MURRAY	76	IN THE SYSTEM	121
Jarrod Skalde	25	ANTTI NIEMI	78	OPPONENTS	127
Brendan Sullivan	26	DERRICK POULIOT	80	ANAHEIM DUCKS	128
Clark Donatelli	26	RYAN REAVES	82	ARIZONA COYOTES	129
Tim Army	27	CARTER ROWNEY	84	BOSTON BRUINS	130
J.D. Forrest	27	CHAD RUHWEDDEL	86	BUFFALO SABRES	131
EQUIPMENT STAFF	28	BRYAN RUST	88	CALGARY FLAMES	132
MEDICAL/TRAINING STAFF	28	JUSTIN SCHULTZ	90	CAROLINA HURRICANES	133
HOCKEY SUPPORT STAFF	28				
SCOUTING STAFF	29				
STAFF DIRECTORY	30				



CHICAGO BLACKHAWKS	134	OPENERS	162	Shots	212
COLORADO AVALANCHE	135	Home [26-14-9]	162	Plus/Minus	213
COLUMBUS BLUE JACKETS	136	Road [21-20-8]	162	G.A.A.	213
DALLAS STARS	137	Home [26-14-9]	163	Plus/Minus	214
DETROIT RED WINGS	138	Road [21-20-8]	163	G.A.A.	214
EDMONTON OILERS	139	SEASON RECORDS	164	Shutouts	215
FLORIDA PANTHERS	140	Overall	164	Wins	215
LOS ANGELES KINGS	141	Overall	165	Shutouts	216
MINNESOTA WILD	142	Home	166	Wins	216
MONTREAL CANADIENS	143	Home	167	TEAM RECORDS	217
NASHVILLE PREDATORS	144	Road	168	Season	217
NEW JERSEY DEVILS	145	Road	169	Games	219
NEW YORK ISLANDERS	146	FORMER PENGUINS	170	Period	221
NEW YORK RANGERS	147	FORWARDS/DEFENSEMEN	170	PLAYER RECORDS	222
OTTAWA SENATORS	148	GOALTENDERS	186	Season	222
PHILADELPHIA FLYERS	149	GOALTENDERS	189	Month	223
ST. LOUIS BLUES	150	All-Time Statistics	189	Game	223
SAN JOSE SHARKS	151	TEAM OPERATIONS	191	Period	223
TAMPA BAY LIGHTNING	152	General Managers	191	Goaltenders	224
TORONTO MAPLE LEAFS	153	TEAM OPERATIONS	192	STREAKS	226
VANCOUVER CANUCKS	154	Head Coaches	192	Overall	226
WASHINGTON CAPITALS	155	COACHES YEARLY	193	Home	226
WINNIPEG JETS	156	CAPTAINS, PRESIDENTS, SCOUTS	199	Road	226
HISTORY	157	ALL-TIME LEADERS	200	STREAKS	227
TRIB TOTAL MEDIA ALL-TIME TEAM	158	Games Played	200	Overall	227
Mario Lemieux • 66	158	Goals	200	Home	227
Ron Francis • 10	158	Assists	200	Road	227
Jaromir Jagr • 68	158	Points	201	MONTH BY MONTH	229
Rick Kehoe • 17	158	Power-Play Goals	201	OVERTIME	231
Kevin Stevens • 25	158	Power-Play Points/Assists [Season]	201	All-Time Overtime Record	231
Jean Pronovost • 19	159	Shorthanded Goals	202	All-Time Overtime vs. Each Team	232
Paul Coffey • 77	159	Game-Winning Goals	202	Wins	232
Larry Murphy • 55	159	Shots	202	Losses	235
Ulf Samuelsson • 5	159	Shooting Percentage	202	Overtime Scoring	238
Tom Barrasso • 35	159	Overtime Goals	203	SHOOTOUT	239
Syl Apps • 26	159	Shootout Goals	203	All-Time Record	239
Joe Mullen • 7	160	Shootout Game Deciding Goals	203	All-Time vs. Each Team	239
Joe Mullen • 7	160	Consecutive Games Played	203	All-Time Results	240
Dave Burrows • 4	160	Games by a Goaltender	204	All-Time Record	242
Mark Recchi • 8/18	160	Victories	204	Penguins Shooters	243
Les Binkley • 30	160	Shutouts	204	Penguins Goalies	243
Pierre Larouche • 10	160	SEASON LEADERS	205	HAT TRICKS	244
ALL-TIME TEAM BUILDERS	160	Goals	205	Hat Tricks Against	247
HONORABLE MENTIONS	161	Assists	205	SPECIAL TEAMS	250
Randy Carlyle • 25	161	Goals	206	Power Play	250
Rick Tocchet • 22/92	161	Assists	206	Penalty Kill	250
Martin Straka • 82	161	Points	207	Power Play	251
Ron Stackhouse • 3	161	GW Goals	207	Penalty Kill	251
Lowell MacDonald • 18	161	Points	208	PENALTY SHOTS	252
		GW Goals	208	Opponent Penalty Shots	253
		PP Goals	209	SHUTOUTS	256
		SH Goals	209	Shutouts Against	259
		PP Goals	210	FASTEST GOALS	263
		SH Goals	210	Teams	263
		Penalty Mins	211	Individuals	264
		Shots	211		
		Penalty Mins	212		



DRAFT PICKS ALL-TIME 265

CIVIC/MELLON ARENA **273**

CIVIC/MELLON ARENA RECORDS 275

 Team Records 275

 Individual Records 275

HISTORIC DATES 276

UNIFORM HISTORY 284

UNIFORM NUMBERS 287

HONORS/AWARDS 291

 Championships 291

 Legacy Honors 291

 NHL Award Winners 291

 Scoring Milestones 292

 All-Star Recognition 293

ALL-STAR GAME 294

ATTENDANCE 297

 Regular Season 297

 Regular Season 298

 Playoffs 299

TRAINING CAMP 300

TEAM AWARDS 301

1967-68 306

1968-69 308

1969-70 310

1970-71 312

1971-72 314

1972-73 316

1973-74 318

1974-75 320

1975-76 322

1976-77 324

1977-78 326

1978-79 328

1979-80 330

1980-81 332

1981-82 334

1982-83 336

1983-84 338

1984-85 340

1985-86 342

1986-87 344

1987-88 346

1988-89 348

1989-90 350

1990-91 352

1991-92 354

1992-93 356

1993-94 358

1994-95 360

1995-96 362

1996-97 364

1997-98 366

1998-99 368

1999-00 370

2000-01 372

2001-02 374

2002-03 376

2003-04 378

2005-06 380

2006-07 382

2007-08 384

2008-09 386

2009-10 388

2010-11 390

2011-12 392

2012-13 394

2013-14 396

2014-15 398

2015-16 400

2016-17 402

PLAYOFF HISTORY **405**

PLAYOFF GAME-BY-GAME RESULTS 407

 All-Time Against Opponents 412

 Coaches' Playoff Records 412

 Records By Game 412

 Records By Series 412

 Miscellaneous Playoff Records 412

 All-Time Playoff Records 413

 All-Time Goaltenders' Playoff Records 413

 Career 414

 Period 414

 Series 414

 Year 414

 Game 414

 Streaks 414

 Series 421

 Game 422

 Period 423

 Fastest Goals 423

 Hat Tricks 424

 Penalty Shots 424

 Shutouts 425

YEAR-BY-YEAR PLAYOFF STATS 426

 1970 426

 1972 426

YEAR-BY-YEAR PLAYOFF STATS 427

 1975 427

 1976 427

 1977 428

 1979 428

 1980 429

 1981 429

 1982 430

 1989 430

 1991 431

 1992 431

 1993 432

 1994 432

 1995 433

 1996 433

 1997 434

 1998 434

 1999 435

 2000 435

 2001 436

 2007 436

 2008 437

 2009 437

 2010 438

 2011 438

 2012 439

 2013 439

 2014 440

 2015 440

 2016 441

 2017 441

 Scoring Leaders 442

 Goaltending Leaders (min: 3 games) 442

MEDIA INFORMATION **443**

MEDIA ENTRANCE 444

MEDIA WORKROOM 444

MEDIA LEVEL 444

INDIVIDUAL GAME CREDENTIALS 444

TELEVISION CREWS 444

LOCKER ROOM ACCESS 444

POST-GAME PROCEDURES 444

PRACTICES AND MORNING SKATES 444

RADIO NETWORK 444

TELEVISION COVERAGE 444

AT&T SPORTSNET BROADCAST TEAM 446

 Steve Mears 446

 Bob Errey 446

PENGUINS RADIO NETWORK 446

 Phil Bourque 446

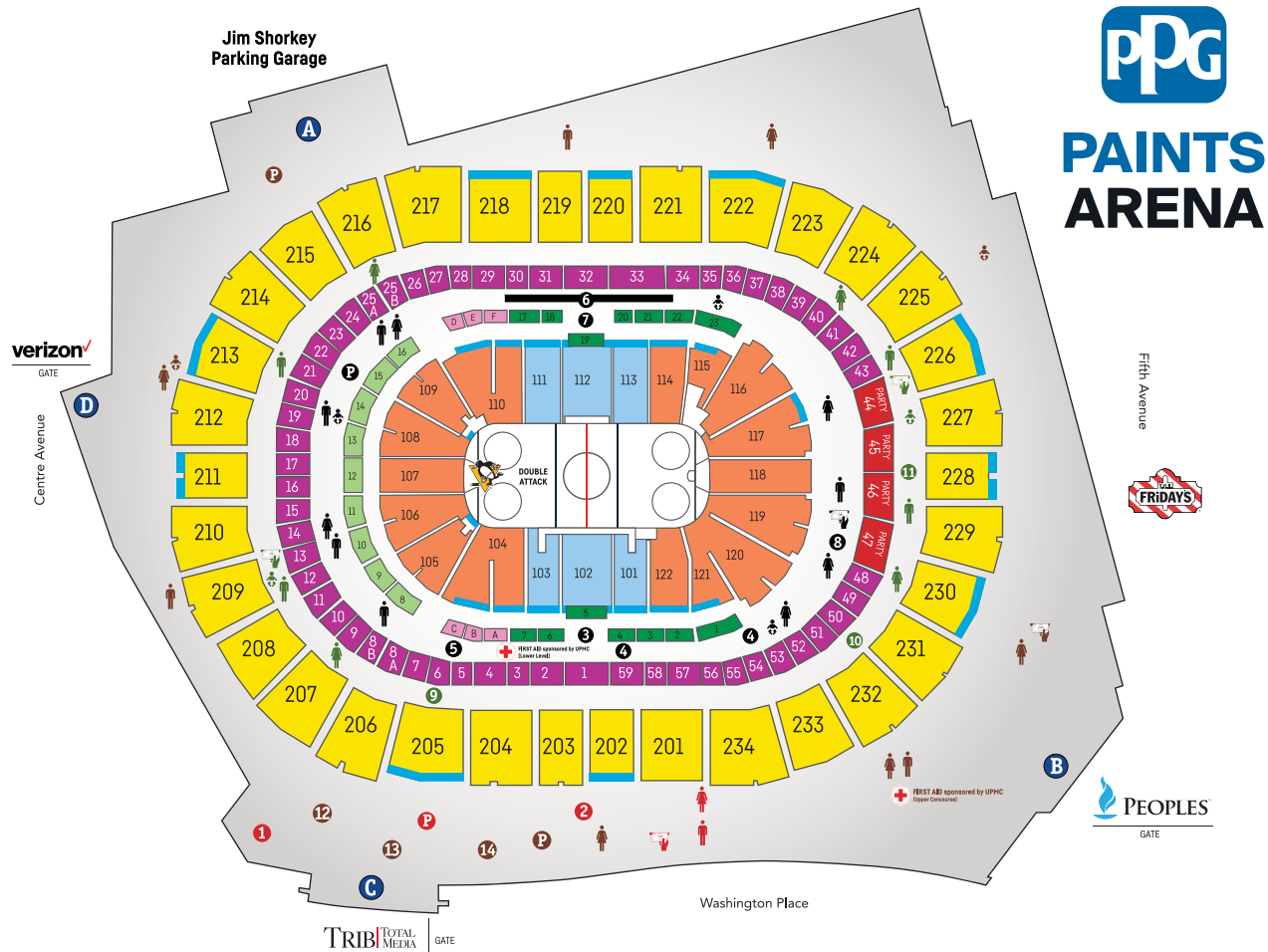
 Mike Lange 446

2017.18 ON AND OFF-ICE OFFICIALS **447**

2017.18 KEY DATES **449**

2017.18 SCHEDULE **450**

SEATING CHART



- CLUB LOGE BOXES
- PNC LEGENDS LEVEL SUITES
- 84 LUMBER LEVEL SEATING
- LOGE BOXES
- CLUB SUITES
- FEDEX LEVEL SEATING
- JIM BEAM® MAKE HISTORY® PARTY SUITES
- CLUB SEATING
- ACCESSIBLE SEATING

Legend

A GARAGE ENTRY

B PEOPLES GATE

C TRIB TOTAL MEDIA GATE

D VERIZON GATE

P PensGear Store

KeyBank ATM

Men's Restrooms

Women's Restrooms

Family Restrooms

TRIB TOTAL MEDIA GATE

1 Trib Total Media All-time Team Zone And Interactive Stanley Cup® Display

2 DICK'S Sporting Goods Box Office And Will Call

FEDEX LEVEL

3 KeyBank Club

4 Sports Exhibits

5 Guest Services

+ First Aid sponsored by UPMC

6 Highmark Wall Of Champions And Highmark Kids' Zone

7 Captain Morgan Club

8 Jim Beam® Rackhouse

PNC LEGENDS LEVEL

9 Lexus Club

10 Conference Center

11 Jim Beam® Make History® Party Suites

P PNC ATM

GIANT EAGLE | SNAPPLE LEVEL

12 Coors Light Igloo Club

13 Smokehouse

14 I.C. Light Icebox

+ First Aid sponsored by UPMC



STANLEY CUP CHAMPIONS
19

PPG PAINTS ARENA



PPG PAINTS

Labatt

UPMC

UPMC

PLAYER PENALTY

0

14:23

0

PLAYER PENALTY



HIGHMARK

ise
DISCOVER
HONDA
DISCOVER

PPG PAINTS ARENA



“We are excited to extend our partnership with PPG – a top-notch global organization that makes its home here in Pittsburgh.”

- David Morehouse, CEO and President

PPG Paints Arena, home of the back-to-back Stanley Cup champion Pittsburgh Penguins, is now in its eighth season of operation as Pittsburgh's multi-purpose entertainment venue.

Ranked as one of the finest indoor facilities in North America, PPG Paints Arena hosts more than 150 events each year, ranging from NHL hockey to collegiate sports, concerts, family shows, skating shows and more.

PPG acquired naming rights in October 2016 to the arena that had been known previously as CONSOL Energy Center.

“We are excited to continue to grow our partnership with PPG - a top-notch global organization that makes its home here in Pittsburgh,” said David Morehouse, president and CEO of the Penguins. “We believe that the partnership offers exciting opportunities for our fans, as well as engagement opportunities for

PPG employees and customers.”

In addition to the last two Stanley Cup Finals, the arena has hosted the NCAA Men's Basketball Tournament second and third rounds (2012 and 2015), the NHL Draft (2012), the NCAA Frozen Four (2013), the USA Gymnastics Championships (2014) and the Atlantic 10 Men's Basketball Conference Championship tournament (2017).

And more national events are on the way. The early rounds of the NCAA Men's Basketball Tournament return this spring, and three NCAA national championships will be held here between 2019 and 2021 - wrestling (2019), women's volleyball (2019) and the men's hockey “Frozen Four” (2021). The first and second rounds of the NCAA Men's Basketball Tournament also will return in 2022.

PPG PAINTS ARENA



PPG PAINTS ARENA

PPG Paints Arena will continue to host the annual “City Game” between NCAA basketball rivals Pitt and Duquesne as well as the annual “Three Rivers Classic” hockey tournament, featuring Robert Morris, Arizona State, Providence and Lake Superior State in 2017. In addition, it will serve as temporary home to Robert Morris basketball games in 2017-18, while Robert Morris builds a new facility on its campus.

Pittsburgh’s much-anticipated new arena opened its doors on August 18, 2010 with a grand opening concert by music legend Paul McCartney, who had not performed in the city since 1990. McCartney had played Pittsburgh as far back as 1964 at the old Civic Arena across the street.

The facility seats 18,387 for hockey, more than 19,000 for basketball and almost 20,000 for concerts. It is a green building

and is the first NHL arena to attain LEED Gold certification.

A funding plan for the new arena project was completed in March 2007, thanks to the combined efforts of Pennsylvania Governor Ed Rendell, Allegheny County Executive Dan Onorato and Pittsburgh Mayor Luke Ravenstahl, among others.

The arena was completed on time and under budget in 2010, thanks to architectural firms Populous and Astorino; the owner’s representative, ICON Venue Group; the construction company, PJ Dick/Hunt; and the excellent construction workers and skilled trade workers of Western Pennsylvania.

The Sports & Exhibition Authority owns the building on behalf of the city and county, and the Penguins have the lease. The arena is managed by AEG facilities with Gary Desjardins serving as GM.

PPG PAINTS ARENA



A groundbreaking ceremony for the new arena was held on August 14, 2008.

PPG Paints Arena and Civic/Mellon Arena Comparison

	PPG Paints Arena	Civic/Mellon Arena
Capacity	Hockey: 18,387	Hockey: 16,940
	Basketball: 19,300	Basketball: 17,537
	End Stage: 14,836	End Stage: 12,800
	Center Stage: 20,058	Center Stage: 18,039
Square Footage	720,000	420,000
Suites	62 Suites + 4 Party Suites	52 Suites
Loge Boxes	32	0
Club Seats	2,000	1,696

PPG Paints Arena Fast Facts

Groundbreaking	August 14, 2008
Opening	August 2, 2010
First Game	Oct. 7, 2010 vs. Philadelphia
Location	Downtown Pittsburgh, PA, bounded by Fifth Ave, Centre Ave. & Washington Place
Owner	Sports & Exhibition Authority of Pittsburgh and Allegheny County
Financial Assistance	Commonwealth of Pennsylvania
Developer	Pittsburgh Arena Development, LP
Operator	Pittsburgh Arena Operating LP/AEG
Primary Tenants	Pittsburgh Penguins
Functions	NHL hockey, basketball, circus, indoor soccer, concerts, tennis, volleyball, stage shows, exhibitions
Site Acreage	Approximately 8 acres
Number of Levels	6

LE MAGNIFIQUE



Penguins Hall of Fame owner Mario Lemieux addressed the crowd during the 'Le Magnifique' statue dedication on March 7, 2012.

Le Magnifique The Statue

The singular image of Mario Lemieux's greatness as a hockey player is Lemieux bursting through two defensemen en route to the goal – brilliant, determined, unstoppable. As captured in this unique sculpture, the image also is a metaphor for everything Lemieux has accomplished in his life and career, overcoming obstacles, turning back challenges, facing seemingly insurmountable odds yet somehow succeeding through talent, dedication and sheer will. After beating cancer, Lemieux turned his focus to raising money for cancer research and neo-natal research, and his efforts through the Mario Lemieux Foundation have had a far-ranging impact on our community, especially our children. Having bought the Pittsburgh Penguins out of bankruptcy, he also led the effort to turn them into a model franchise – worthy of championships but also of the No. 1 ranking in Fan Relations in all of professional sports. His relentless quest for a new arena for Pittsburgh resulted in the spectacular PPG Paints Arena, the region's multi-purpose entertainment center and soon to be a magnet for 21st century development.

“The singular image of Mario Lemieux’s greatness as a hockey player is Lemieux bursting through two defensemen en route to the goal – brilliant, determined, unstoppable.”

Quick Facts

- The statue is made of bronze.
- It is 10.25' high x 13' long x 10' wide.
- It weighs 4,700 pounds.
- It took 15 months to design and construct.
- Each figure was sculpted separately and then assembled.
- It was transported across the country from California to Pittsburgh in February on a large drop bed truck. The trip took six days.

UPMC LEMIEUX SPORTS COMPLEX



UPMC LEMIEUX SPORTS COMPLEX



The UPMC Lemieux Sports Complex in Cranberry Township is, indeed, unique.

Known to hockey fans as the primary practice home of the back-to-back Stanley Cup champion Pittsburgh Penguins, it also is the first such facility in the country to combine hockey with a world-class medical center and performance training center

"It's a one-of-a-kind world-class complex right here in the Pittsburgh area, right here in Cranberry Township," Penguins CEO David Morehouse said.

Now in its third year of operation, the 185,000-square foot complex includes 54,000 square feet of clinical space, offering expert care in orthopaedics, concussion management, physical and occupational therapy and on-site MRI and X-ray imaging.

The Penguins have a locker room and weight room similar to those at PPG Paints Arena as well as other NHL-style facilities for coaches and players.

The two sheets of ice here are home to the Pittsburgh Penguins Elite youth hockey program in addition to amateur and high school games, adult hockey leagues and instructional camps and clinics. Events have ranged from basic learn-to-skate programs to United States Hockey League games and World Cup of Hockey practices.

The facility offers public skating and figure skating and hosts other community events.

"Absolutely incredible," NHL Commissioner Gary Bettman said. "I don't think there's a facility like this in the world, that has the combination of medical treatment, diagnosis, rehab, training,

fitness and the ice rinks themselves ...this is going to be a revolutionary place."

Last season, among its other highlights, the complex hosted the sold-out National Women's Hockey League All-Star Weekend.

The 2017-18 schedule is the most wide-ranging in its existence, including the USHL Fall Classic; Kraft Hockeyville USA; a national sled hockey festival; a 50-team girls youth hockey holiday tournament; the NHL Girls Youth Cup; an NWHL regular-season game; the USA Hockey Tier I regional district championships; and the Collegiate Regional Figure Skating Championships.

The complex also is home to the EXCEL Hockey Academy, in cooperation with Cardinal Wuerl North Catholic High School.

Rich Hixon oversees all business operations as president of the UPMC Lemieux Sports Complex. The facility's world-class hockey staff includes Brian Mueller, executive director of hockey development and programming; Danny McKinnon, Elite hockey director; Ty Hennes, skill development professional; Brad Michalski, skill development professional; Kevin Muller, skating professional and Mike Chiasson, goaltending professional. They are joined by Lorne Goldberg, one of the premier off-ice trainers in the country.

The sports medicine clinic includes 24 private patient rooms and a physical therapy gym overlooking the Penguins' practice rink. There also is a dedicated sports performance space.

For more information on the UPMC Lemieux Sports Complex, please go to www.upmcleieuxsportscomplex.com

UPMC LEMIEUX SPORTS COMPLEX



The Official
Health Care Provider Of The
Pittsburgh Penguins.®



(For yet another banner year.)

UPMC
LIFE CHANGING MEDICINE

TEAM INFORMATION



MARIO LEMIEUX

CO-OWNER/CHAIRMAN

Mario Lemieux is known as one of the greatest players in NHL history, with two Stanley Cups, six NHL scoring titles, three MVP awards, two Conn Smythe Trophies, a Calder Trophy, a Masterton Trophy – and an Olympic gold medal for good measure.

Now, he's also established himself as one of the league's greatest owners.

Lemieux and co-owner Ron Burkle led the Penguins to another championship in 2016-17, their third in nine years, giving Mario more Cups as an owner than he won as a player.

His transition from excellence on the ice to excellence in the front office – with five Cups in all – has been another remarkable achievement in a truly unprecedented pro sports career.

"I don't know that there's another individual who's had the impact on a franchise that Mario has had on the Pittsburgh Penguins," said David Morehouse, the Penguins' president and CEO. "He saved the team as a player and led it to two Stanley Cups. He bought the team out of bankruptcy, led the effort for a new arena and delivered three more Cups. And that doesn't even touch on what he's done for the city as a philanthropist with the Mario Lemieux Foundation. He is one of a kind."

Lemieux and Burkle organized a group of investors that bought the Penguins out of bankruptcy in 1999. The combination of Lemieux's hockey acumen and Burkle's business savvy made them a formidable front office tandem and led to a series of spectacular achievements both on and off the ice.

The Penguins, during that time, have become one of the premier franchises in all of sports, leading the way in fan relations, youth marketing, community outreach and innovative technology while consistently putting a winning product on the ice. That includes qualifying the playoffs for 11 straight seasons – the longest streak in hockey – and reaching the Cup Final four times and the conference finals five times in the past 10 years.

The Penguins entered the 2017-18 season having sold out every game for 10-plus seasons while setting high standards for television ratings, corporate sales and social media.

Lemieux and Burkle were driving forces in the quest for a new multi-purpose arena, which opened in August 2010. PPG Paints Arena is considered one of the top facilities in North America and has hosted such national events as the 2012 and 2015 NCAA Men's Basketball Tournament Second and Third Rounds, the 2012 NHL Draft, the 2013 NCAA Frozen Four, the 2014 USA Gymnastics Championships and the 2016 and 2017 Stanley Cup Finals. NCAA Men's Basketball returns again for early round games in 2018.

Lemieux also helped to launch the UPMC Lemieux Sports Complex in nearby Cranberry, Pa. Now in its third year of operation, the practice home of the Penguins is the first facility of its kind to combine hockey with a world-class medical center and sports performance complex.

As a player, "Le Magnifique" was a gifted 6-foot-4 centerman who dominated play for parts of three decades. Although he faced a numbing series of medical setbacks, including multiple back surgeries and a battle with Hodgkin's disease, he retired in 2006 as the No. 7 all-time scorer in NHL history with 1,723 points. He also ranked eighth all-time in goals (690) and 10th in assists (1,033).

After retiring as a player for the first time in 1997, he put together an ownership group to buy the Penguins out of bankruptcy in September 1999 and then returned to the ice on December 27, 2000 – becoming the first player-owner of the modern era. He also captained Team Canada to an Olympic gold medal in 2002.

In addition to his legendary hockey accomplishments, he continues to oversee the Mario Lemieux Foundation, which has raised more than \$25 million for charity. More information is available at mariolemieux.org.

Mario and his wife, Nathalie, have raised four children and reside in Sewickley.



RON BURKLE

CO-OWNER

Ron Burkle, one of the preeminent investors in retail, hospitality, technology and distribution industries, is also now a three-time Stanley Cup champion as co-owner of the Pittsburgh Penguins.

Burkle teamed with Mario Lemieux to buy the team out of bankruptcy in September, 1999, and together they have become one of the outstanding ownership duos in professional sports, winning three Cups in the past nine seasons, including rare back-to-back championships in 2016 and 2017.

Among Burkle's many significant contributions to the Penguins was his essential role in negotiations for a new arena. PPG Paints Arena is considered one of the finest indoor facilities in North America and has attracted many national-level events to Pittsburgh, including NCAA basketball and hockey. But he also helped create a winning mindset for the Penguins organization both on and off the ice.

Although Burkle prefers to operate quietly and behind the scenes, Lemieux understands his immense role in the team's success.

"Ron is one of the main reasons we still have hockey in Pittsburgh," Lemieux told the Pittsburgh Post-Gazette. "If I was not able to buy the Penguins and have Ron as our top investor, I don't think the Penguins would be here today. He's a great guy and a very smart businessman. He loves Pittsburgh, he loves the Penguins. I think people should know that."

Under the leadership of Lemieux and Burkle, the Penguins have sold out every game for 10-plus seasons and consistently ranked among the most fan-friendly and community-minded teams in the NHL and all of pro sports.

The Penguins have earned 11 straight playoff berths and reached the conference finals five times in the past 10 years, in

addition to the three Cups. The team's solid foundation of ownership has enabled hockey management to spend to the salary cap, sign many of the team's core players to long-term contracts and put a competitive team on the ice year after year.

Burkle founded the Yucaipa Companies in 1986 and has served as Chairman of the Board and controlling shareholder of numerous companies, including Alliance Entertainment, Golden State Foods, Dominick's, Fred Meyer, Ralphs and Food4Less.

Ron is Co-Chairman of the Burkle Center for International Relations at UCLA and is broadly involved in the community. He is a trustee of the Carter Center, the National Urban League, Frank Lloyd Wright Conservancy and AIDS Project Los Angeles (APLA). Ron was the Founder and Chairman of the Ralph's/Food4Less Foundation and the Fred Meyer Inc. Foundation. He was a member of the board of Occidental Petroleum Corporation (NYSE: OXY), KB Home (NYSE: KBH), Kaufman & Broad S.A. (Euronext: KOF), Yahoo! (Nasdaq: YHOO), the J. Paul Getty Trust, the Los Angeles County Museum of Art, The Music Center and the Museum of Contemporary Art, Los Angeles.

He has received numerous honors and awards, including the AFL-CIO's Murray Green Meany Kirkland Community Service Award, the Los Angeles County Federation Man of the Year, the Los Angeles County Boy Scouts Jimmy Stewart Person of the Year Award and the APLA Commitment to Life Award.



DAVID MOREHOUSE

CHIEF EXECUTIVE OFFICER & PRESIDENT

In 10 seasons as a senior executive with the Penguins, David Morehouse has seen the team win three Stanley Cups, make the Cup Finals four times and reach the conference finals five times.

Though his expertise is on the team's business side – especially branding and marketing – Morehouse's greatest achievement has been creating a corporate culture that has driven the Penguins to consistent excellence both on and off the ice.

"It's no coincidence that we've enjoyed this kind of success with David Morehouse as our key senior executive," said co-owner Ron Burkle. "We've obviously made a lot of great acquisitions on the player side, but one of the best acquisitions we've ever made was David himself."

The Penguins have become one of the NHL's strongest business entities during Morehouse's tenure – selling out every game for 10-plus seasons, setting new standards for television ratings and corporate sales and increasing their focus on innovative youth marketing.

He joined the team as a consultant on the new arena project in 2004 and was named team president in April 2007. He was given the additional responsibilities of Chief Executive Officer just as the team's new arena was opening in August 2010.

Under Morehouse's leadership, the Penguins have reshaped their strategic vision with an emphasis on branding, fan relations, community interaction, corporate outreach and cutting-edge

technology, while maintaining a high level of performance on the ice.

A strong commitment to fan outreach includes an annual event where players personally deliver season tickets to fans' homes and a special preseason game where all 18,000 tickets are distributed free to local youth. Morehouse also was a driving force behind the new UPMC Lemieux Sports Complex, which opened in August 2015. It is the first facility to combine hockey with a world-class medical center and sports performance complex.

Morehouse joined the Penguins following a career in national politics that included stints at the White House, Pentagon and on Capitol Hill – as well as key roles in two Presidential campaigns. He attended the Community College of Allegheny County and Duquesne University and received a master's degree in Public Administration from Harvard University's John F. Kennedy School of Government. He is a native of the Pittsburgh neighborhood of Beechview.



TRAVIS WILLIAMS

CHIEF OPERATING OFFICER

Travis Williams is in his 10th season as a senior executive with the Penguins, currently serving as Chief Operating Officer and overseeing finance, legal affairs, technology, business development and arena operations. He also assists CEO David Morehouse in the day-to-day management of the business.

In addition, Williams serves as the Penguins' point man on the development of the former Civic Arena site and oversaw the construction of the UPMC Lemieux Sports Complex in Cranberry.

Williams joined the Penguins in 2008 as Senior Vice President of Business Affairs/General Counsel. One of his first responsibilities was to guide the construction and development of the team's new arena – bringing the project to completion on time and under budget for the start of the 2010-11 season. He now serves as the team's liaison with building manager AEG Facilities, working closely with AEG on all arena-related events, including major concerts and national-level sporting events.

Previously, Williams had been a partner at Reed Smith LLP, where he specialized in mergers and acquisitions, investment management, commercial lending and general corporate matters. During his 12 years at Reed Smith, Williams also represented several sports franchises, regional sports networks and other sports-related businesses.


A native of Indianapolis, he graduated from Penn State University and received a Juris Doctorate from Duquesne University, summa cum laude. While at Duquesne, he was a member of the Duquesne Law Review and the Duquesne Business Law Journal.



JIM RUTHERFORD

EXECUTIVE VICE PRESIDENT & GENERAL MANAGER

- Orchestrated a lineup overhaul during his first 3 years on the job that resulted in back-to-back Stanley Cup titles in 2016 and '17
- Only GM in modern NHL era (post-1967 expansion) to win Stanley Cup titles with 2 different teams (Pittsburgh - 2016, '17; Carolina - 2006). Also 1 of just 7 GMs to win 3 Cups since 1967 (1 of 4 active)
- Named NHL's General Manager of the Year in 2016 after his key trade acquisitions - including Phil Kessel, Nick Bonino, Trevor Daley and Carl Hagelin - an injection of youth from within the organization and the promotion of head coach Mike Sullivan transformed the Penguins into a fast and dominant championship team
- In his 4th season as the Penguins GM after being hired on June 6, 2014. Signed 3-year contract extension through 2018-19
- Spent 20 years as GM of the Carolina Hurricanes/Hartford Whalers franchise from 1994-2014. Architect of the Carolina Hurricanes' 2006 Stanley Cup championship squad and 2002 Stanley Cup finalist team
- Also served 20 years as president of Carolina/Hartford, taking the post in 1994. In his role as president/GM, Rutherford oversaw operations on both the hockey and business sides of the organization
- The Hockey News*' 'Executive of the Year' in 2002 and '06. Voted by his NHL general management peers as *Sporting News*' 'Executive of the Year' in 2006. Named NHL GM of the Year in 2016
- Spearheaded the efforts to bring the 2004 NHL Draft and 2011 NHL All-Star Game to Raleigh
- Ontario Hockey League (OHL) 'Executive of the Year' in back-to-back years with the Windsor Spitfires in 1987 and '88
- Oversaw a Spitfires team that won the OHL championship in 1988 and earned a berth in the Memorial Cup
- Was the 1987 Canadian Hockey League (CHL) 'Executive of the Year'
- In 2009, was named "All-Time Executive" on the Ontario Minor Hockey Association's (OMHA) "All-Time Great Team," which included Wayne Gretzky, Doug Gilmour, Syl Apps, Bobby Orr, Rob Blake, Curtis Joseph and coach Roger Neilson
- Spent over 30 years working with Compuware Sports Corporation, overseeing the purchase of Windsor in 1984 and bringing the first American-based OHL franchise to Detroit in 1989
- Rutherford, 68, is a native of Beeton, Ontario.



Playing Career

- Played 13 years as a goaltender in the NHL, including 3 seasons with the Pittsburgh Penguins from 1971-74
- Selected by the Detroit Red Wings in the 1st round (10th overall) in the 1969 NHL Draft
- Appeared in 457 career NHL games with Pittsburgh, Toronto, Los Angeles and Detroit
- Represented Canada at the 1977 and '79 World Championships



BILL GUERIN

ASSISTANT GENERAL MANAGER

- In his 4th season as Penguins assistant GM, and 7th overall on team's hockey operations staff
- Promoted to his current role on June 6, 2014.
- Named general manager of Wilkes-Barre/Scranton, the Pens' AHL affiliate, on June 16, 2017. He oversees the day-to-day operations and decisions relating to the club
- Was the Penguins player development coach from 2011-14
- Helped develop the Penguins' minor league, junior and college prospects as development coach, many of whom were key contributors to the team's 2016 and '17 Stanley Cup titles
- Guerin, 46, is a native of Worcester, Massachusetts



Playing Career

- Played 18 NHL seasons, including his final 2 with the Penguins
- Won 2 Stanley Cups – 2009 with Pittsburgh and 1995 with New Jersey
- His play and leadership were key to the Penguins' 2009 Stanley Cup championship after being acquired at the NHL trade deadline
- In addition to Pittsburgh and New Jersey, he also played for Edmonton, Boston, Dallas, St. Louis, San Jose and the NY Islanders
- Tallied 429 career goals and 856 points in 1,263 career NHL games
- Became the 8th U.S.-born player to reach the 400/400 club in career goals and assists
- Posted 5 30-plus goal seasons, including a career-high 41 goals with Boston in 2001-02
- Drafted by New Jersey in the 1st round (5th overall) of the 1989 NHL Draft
- 2013 United States Hockey Hall of Fame inductee
- Represented the United States in 3 Olympic Games (1988, '02, '06), earning a silver medal in '02
- Won a gold medal with Team USA at the 1996 World Cup of Hockey
- Played in 46 games for U.S. National Team during 1991-92 Pre-Olympic Tour
- Represented Team USA at 1989 World Junior Championship
- Played college hockey at Boston College

JASON KARMANOS

ASSISTANT GENERAL MANAGER

- In his 1st season as Penguins assistant general manager, which he was named on June 16, 2017
- Oversees team's amateur scouting staff while assisting GM Jim Rutherford in all aspects of hockey operations
- Served as Pittsburgh's VP of hockey operations from 2014-17
- Spearheaded the revamping of the Penguins' use of hockey analytics to assist management in their decision-making process
- Spent 15 years as an executive for the Carolina Hurricanes from 1998-2013
- Served various roles with Carolina, including executive director of hockey operations and vice president/assistant general manager under current Penguins GM Jim Rutherford
- Was 1 of the architects of Carolina's 2006 Stanley Cup championship squad
- Worked for Robertson Stephens and Company, an investment bank located in Boston
- Earned a Bachelor of Arts degree with honors from Harvard University
- Karmanos, 43, is a native of Orchard Lake, Michigan



Playing Career

- Played 4 years of college hockey at Harvard from 1992-96
- Was a member of Team USA's entry at the 1994 World Junior Championship
- Attended Pittsburgh Penguins training camp in 1996
- Skated 1 season with the Raleigh Ice Caps of the ECHL in 1996-97
- Career was cut short due to an eye injury

MIKE SULLIVAN

HEAD COACH

- Led the Penguins to back-to-back Stanley Cup championships in 2016 and '17 to become 1st American-born coach in NHL history to win multiple Cups
- Is the 2nd head coach to win Stanley Cups in each of his first 2 seasons behind the bench with a team, joining Toe Blake (Montreal, 1956-58)
- Helped steer a club that suffered 286 man-games lost in 2016-17, including 139 from March 1 to the end of the season, to a 50-21-11 mark - becoming the 3rd coach in team history to win 50 games. Even without All-Star defenseman Kris Letang, who was unavailable after Feb. 15 due to a herniated disc, Sullivan led the team to the 2nd-best overall record in the NHL and to a 2nd consecutive Stanley Cup title
- Orchestrated one of the most dramatic turnarounds in NHL history in 2015-16. Began the year as bench boss for Wilkes-Barre/Scranton but was promoted to Pittsburgh on Dec. 12, 2015. Led the Penguins from 9th place in the Eastern Conference to the 2nd-best record in the conference, posting a 33-12-5 mark to finish the year, en route to a Stanley Cup championship
- Became only the 2nd AHL head coach promoted to the NHL mid-season to win the Cup (Dan Bylsma, Pittsburgh, 2009). Was named head coach of the Wilkes-Barre/Scranton Penguins on June 18, 2015
- Has 15 years of NHL (Pittsburgh, Boston), AHL (Wilkes-Barre/Scranton, Providence) and international coaching experience
- Has a career NHL head coaching record of 153-93-54 with 2 Stanley Cup championships (Pittsburgh, 2016, '17) and 1 division championship (Boston, Northeast, 2003-04) on his resume
- Served 2 seasons as the head coach of the Boston Bruins from 2003-06. Led Boston to a Northeast Division crown in his first season as head coach (2003-04) with a 41-19-22 mark for 104 points
- Compiled record of 41-17-9-4 with Providence Bruins before his promotion to Boston
- Spent 7 years as an NHL assistant coach with Tampa Bay (2007-09), the New York Rangers ('09-13) and Vancouver ('13-14)
- Spent 2014-15 season as member of the Chicago Blackhawks' player development staff, mainly in charge of the development of forward prospects
- Served as assistant coach for the United States at the 2016 World Cup of Hockey
- Served as head coach for the United States national team at the 2007 World Championship and as an assistant at the 2006 Olympics
- Sullivan, 49, is a native of Marshfield, Massachusetts



Playing Career


- Appeared in more than 700 games over an 11-season NHL career with San Jose, Calgary, Boston and Phoenix
- Recorded 54 goals, including 16 shorthanded tallies, and 136 points in 709 career games
- Drafted by the New York Rangers in the 4th round (69th overall) of the 1987 NHL Draft
- Played 4 years collegiately at Boston University, serving as the Terriers captain as a senior
- Represented Team USA as a player at the 1988 World Junior Championship and the 1997 World Championship



SERGEI GONCHAR

ASSISTANT COACH

- In his 1st season as assistant coach
- Works closely with Pittsburgh's defensive unit in all facets of the game
- Served as team's defenseman development coach from 2015-17. Worked closely with the club's blueliners during 2 Stanley Cup-winning seasons
- Utilizes extensive use of video to coach and teach Penguins' blueliners




Playing Career

- Played 20 NHL seasons with Washington, Boston, Pittsburgh, Ottawa, Dallas and Montreal
- Recorded 811 points (220G-591A) in 1,301 career regular-season games, the most points among Russian-born blueliners in NHL history
- Won Stanley Cup with Pittsburgh in 2009 and played in Penguins' Stanley Cup Final appearance in '08
- Posted 259 points (54G-205A) in 322 career regular-season games for Pittsburgh from 2005-10.
- His 44 postseason points (7G-37A) with the Penguins is surpassed only by Larry Murphy and Kris Letang among defensemen
- Earned NHL Second-Team All-Star in 2001-02 and '02-03 with Washington. Led the NHL in goals by a defenseman in both seasons (26, 18 respectively)
- Originally drafted by Washington in the 1st round (14th overall) of the 1992 NHL Draft
- Represented Russia in several international tournaments, including 4 Winter Olympic Games, 2 World Championships, a World Junior Championship, 2 World Cups of Hockey and a European Junior Championship
- Played in 4 Winter Olympic Games (1998, '02, '06, '10) for Russia
- Won a silver medal at the 1998 Winter Olympic Games and a bronze medal at the '02 Games for Russia
- Earned a silver medal at the 2010 World Championship and bronze at the '07 World Championship

JACQUES MARTIN

ASSISTANT COACH

- Won his 1st Stanley Cup championship in 2016 in his 30th year of coaching in the NHL. Won his 2nd title a season later in 2017
- Named assistant coach of the Penguins on Dec. 12, 2015 following the promotion of Mike Sullivan as head coach
- Began the 2015-16 season as special assistant to the head coach
- Previously served as a special advisor to GM Jim Rutherford in 2014-15 season and as an assistant coach in 2013-14
- 1999 Jack Adams Award winner has won 613 games and made 12 playoff appearances in 17 seasons as an NHL head coach
- Served as NHL head coach for St. Louis (1986-88), Ottawa (1995-04), Florida (2005-08) and Montreal (2009-12). Also served as an assistant coach with Chicago (1988-90) and Colorado (1990-96)
- Won gold medals as an assistant coach for Team Canada at the 2002 Olympics and the 2004 World Cup of Hockey. Also served as assistant coach for the 2006 Canadian Olympic team
- Coaching career began in the OHL in 1983 as an assistant coach for the Peterborough Petes. Martin won the OHL's Matt Layden Trophy as the league's top coach in his only season as bench boss after guiding the 1985-86 Guelph Platers to the Memorial Cup championship
- Martin, 65, is a native of Saint-Pascal Baylon, Ontario



Playing Career

- Played 2 seasons at St. Lawrence University (1972-74), appearing in 28 games as a goaltender


MARK RECCHI

ASSISTANT COACH

- In his 1st season as Penguins assistant coach
- Handles the team's forward group and works closely with head coach Mike Sullivan on the power play
- Served as Penguins development coach from 2014-17
- Was responsible for working with young prospects throughout the Penguins organization – assisting in the development of players in the

minor leagues as well as junior and college hockey

- Served as a senior advisor for the Dallas Stars from 2012-14
- Recchi, 49, is a native of Kamloops, British Columbia



Playing Career

- Elected to the Hockey Hall of Fame Class of 2017
- Veteran of 22 NHL seasons, including parts of 7 seasons with the Penguins
- Is a 3-time Stanley Cup champion with Pittsburgh (1991), Carolina (2006) and Boston (2011)
- Career numbers: 1,652 games played; 577 goals; 956 assists; 1,533 points
- 7-time NHL All-Star (1991, '93, '94, '97, '98, '99, '00); MVP of 1997 All-Star Game
- Played for Pittsburgh, Philadelphia, Montreal, Carolina, Atlanta, Tampa Bay and Boston before retiring in 2011
- Scored 154 goals, 385 points in 3 stints in Pittsburgh
- Led Penguins in scoring in 1990-91 with 40 goals and 113 points;

added 10 goals and 34 points in postseason to help Pittsburgh win its 1st Stanley Cup

- Posted 40 or more goals in 4 seasons and scored a career-high 53 goals in 1992-93 with Philadelphia
- Recorded 100 points 3 times
- Original draft pick of Penguins (4th round, 67th overall, 1988)
- Only 11th NHL player to play in 4 decades ('80s, '90s, '00s, '10s)
- Represented Canada in the Olympics (1998), 3 World Championships (1990, '93, '97) and World Junior Championship (1988)
- Played junior hockey with New Westminster and Kamloops of the Western Hockey League
- His No. 8 is retired by Kamloops


MIKE BUCKLEY

GOALTENDING COACH

- In his 1st season as Penguins goaltending coach
- Served previous 4 seasons as the Penguins goaltending development coach. Was responsible for working with and assisting in the development of goalie prospects and players throughout the Penguins organization
- Helped mentor Matt Murray into a 2-time Stanley Cup-winning goaltender, the 4th rookie netminder to lead his team to a Cup title and a tie of the NHL rookie goaltending record with 15 playoff wins
- Assists in the evaluation and scouting of amateur goaltenders
- Has also worked as goaltending consultant for the Columbus Blue Jackets (2010-12) and for Dynamo Minsk of the Kontinental Hockey League (KHL)
- Before joining the Penguins he served as goaltending coach for 1 year

(2012-13) at the University of New Hampshire, helping the Wildcats advance to the 2nd round of the NCAA Tournament

- Also worked as goaltending coach with USA Hockey
- Worked 5 seasons as goaltending coach at his alma mater, the University of Massachusetts-Amherst, from 2007-12
- Holds dual title of president/head instructor at Goaltending Development Services Inc. since 2004, where he trains NHL, AHL and college goalies throughout the season and summer
- Has trained the likes of Tuukka Rask and Jonathan Quick



Playing Career

- Played 5 seasons of professional hockey with Mississippi and Gwinnett of the ECHL from 2000-05
- Spent 4 years playing collegiately at UMass-Amherst

DEREK CLANCEY

DIRECTOR OF PROFESSIONAL SCOUTING

- In his 8th season as director of professional scouting since being promoted in 2010
- Coordinates the team's pro scouting efforts in North America and Europe
- Is a 3-time Stanley Cup champion with Pittsburgh (2009, '16, '17)
- Joined organization in 2007, serving 3 years as a pro scout
- Head coach with ECHL franchises Jackson (1999-03), Reading ('03-'05) and Dayton ('06-07)
- Career head coaching record of 260-184-52
- All-time coaching wins leader for the Chesapeake/Jackson franchise
- Assistant coach with Manchester of the American Hockey League (2005-06)
- First Newfoundland native to both coach and scout for a professional hockey team



Playing Career

- Played 8 seasons of professional hockey with Winston-Salem, Toledo, Erie, Columbus and Chesapeake of the ECHL
- Retired as the ECHL's all-time assist leader
- Is the all-time leading scorer for both the Columbus/Reading and Chesapeake/Jackson franchises
- As a sophomore playing university hockey in Canada, he was named MVP of his conference, finished second in the nation in points and was nominated for the Sullivan Award, which is the equivalent to the Hobey Baker Award
- Only person to win the Stanley Cup and Boyle Trophy - the 2 oldest hockey championship trophies in North America

PATRIK ALLVIN

DIRECTOR OF AMATEUR SCOUTING

- In his 1st season as director of amateur scouting
- Oversees the Penguins' amateur scouting efforts in North America and Europe. Reports directly to assistant GM Jason Karmanos
- In his 12th season overall as a member of the Penguins' scouting organization. Served as head European scout from 2012-17 and as a European scout from 2006-12
- Worked as a European scout for Montreal from 2002-06
- Allvin, 42, is a native of Falun, Sweden




Playing Career

- Played 9 seasons of professional hockey as a defenseman in both Europe and North America
- Played for the Atlanta Knights (IHL) and Nashville Knights (ECHL) in 1995-96 and the Quebec Rafales (IHL) and Pensacola Ice Pilots (ECHL) in 1996-97
- Played 7 seasons of pro hockey in Sweden with Arvika HC (1993-94), IK Vita Hasten (1994-95), Bodens IK (1997-98), Mora IK (1998-99, 2000-02), Leksands IF (1999-00) and Sparta Sarpsborg (2000-01)

SCOTT YOUNG

DIRECTOR OF PLAYER DEVELOPMENT

- In his 1st season as director of player development
- Oversees the Penguins' efforts at developing prospects in the minor leagues as well as junior and college hockey
- Joined his alma mater Boston University in 2014 as director of hockey operations. Moved behind the bench in 2015 as an assistant coach
- Chosen to serve as an assistant coach for Team USA at the 2018 Winter Olympic Games in PyeongChang
- Young, 49, is a native of Clinton, Massachusetts



Playing Career

- Played 16 NHL seasons with Hartford, Pittsburgh, Quebec, Colorado, Anaheim, St. Louis and Dallas
- 2-time Stanley Cup champion with Pittsburgh (1991) and Colorado (1996)
- Totaled 342 goals, 415 assists and 757 points in 1,181 career NHL games
- Notched 8 seasons of 20 goals or more. Also posted 7 50-point campaigns
- Set career highs in goals (40) and points (73) in 2000-01 with the St. Louis Blues
- Originally drafted by Hartford in the 1st round (11th overall) in the 1986 NHL Draft
- Enshrined in United States Hockey Hall of Fame in the Class of 2017
- Won a silver medal at the 2002 Olympic Games in Salt Lake City. Also won gold at the 1996 World Cup of Hockey and bronze in the 1986 World Junior Championship
- Represented the United States in 3 Winter Olympic Games (1988, 1992 and 2002), 3 World Championships and 3 World Junior Championships
- Played 2 seasons of collegiate hockey with Boston University from 1985-87, winning Hockey East Rookie of the Year in 1986

JARROD SKALDE

PLAYER DEVELOPMENT COACH

- In his 1st season as player development coach
- Is responsible for working with young prospects throughout the Penguins organization - assisting in the development of players in the minor leagues as well as junior and college hockey
- Spent the past 9 years as a coach in various capacities
- Served as head coach for Guelph (2015-17, Ontario Hockey League), Norfolk (American Hockey League, 2014-15), Cincinnati (ECHL, 2010-13) and Bloomington Prairie (International Hockey League, 2008-10). Also was an assistant coach with Norfolk in 2013-14
- Named ECHL Coach of the Year in 2013 with Cincinnati
- Skalde, 46, is a native of Niagara Falls, Ontario




Playing Career

- Appeared in over 1,000 career games in 17-plus seasons of professional hockey
- Played 9 NHL seasons with New Jersey, Anaheim, Calgary, San Jose, Dallas, Chicago, Atlanta and Philadelphia
- Also spent time with 9 American Hockey League teams and 7 International Hockey League franchises
- Played pro hockey overseas in Sweden, Switzerland, Asia and Slovenia
- Member of 2 championship teams in his pro career (2001, Orlando, IHL; 2008, HK Jesenice, Slovenia)
- Originally drafted by New Jersey in the 2nd round (26th overall) in the 1989 NHL Draft
- Played 4 seasons in the Ontario Hockey League with Oshawa and Belleville
- Won OHL and Memorial Cup titles in 1990 with Belleville, skating alongside Eric Lindros

BRENDAN SULLIVAN

GOALTENDING DEVELOPMENT COACH

- In his 1st season as goaltending development coach
- Worked the previous 8 years as a staff member of Goaltending Development Services Elite training school, which has current Penguins goaltending coach Mike Buckley as its president and head instructor. The school trains NHL, AHL and college goalies year-round
- Served as a scout for Sioux City of the USHL from 2015-17
- Sullivan, 29, is a native of Fall River, Massachusetts



Playing Career

- Played 4 seasons of NCAA Division III college hockey at Lake Forest College from 2009-13
- Earned First-Team All-Conference honors while finishing 5th in school history in goals-against average (3.46) and 6th in save percentage (.898)
- Played 1 year with Aurora of the Ontario Hockey League in 2008-09
- Played high school hockey at Catholic Memorial High School. Named team MVP while backstopping his club to a pair of championships
- As an athlete, Sullivan trained with Penguins goaltending coach Mike Buckley

CLARK DONATELLI

WILKES-BARRE/SCRANTON HEAD COACH

- In his 3rd season as head coach of the Wilkes-Barre/Scranton Penguins
- Steered WBS to the top regular-season record in the AHL, including an Atlantic Division title and 51 regular-season victories in 2016-17 despite losing many of his top players to NHL callups as Pittsburgh battled through 286 man-games lost to injury
- Named Wilkes-Barre/Scranton head coach on Dec. 22, 2015 following Mike Sullivan's promotion to Pittsburgh
- Spent 4-plus seasons as head coach of the Wheeling Nailers of the ECHL
- All-time wins leader in franchise history for Wheeling with 147
- Posted career record of 147-119-10-22 with Wheeling
- In his 5 seasons behind the bench for Wheeling, the Nailers qualified for the Kelly Cup Playoffs 4 times, and he is the only coach in Nailers history to take team to consecutive playoff appearances
- Served as Wheeling assistant coach before being promoted to head coach halfway through the 2011-12 season
- Donatelli, 49, is a native of Providence, RI



Playing Career

- Played 35 NHL games for Minnesota and Boston
- Also played for Providence of the AHL and Kalamazoo, San Diego, Los Angeles and Detroit of the IHL
- Played 3 seasons of collegiate hockey at Boston University from 1984-87
- Was a Terriers teammate of Pittsburgh head coach Mike Sullivan in his final season at Boston University
- Represented the United States in 2 Winter Olympic Games (1988, '92), 3 World Championships and 1 World Junior Championship
- Served as team captain for the United States in the 1992 Winter Olympic Games and at the '85 World Junior Championship

TIM ARMY

WILKES-BARRE/SCRANTON ASSISTANT COACH

- In his 1st season as assistant coach for the Wilkes-Barre/Scranton Penguins. Named to position on August 10, 2017
- Has 29 years of coaching experience in the National Hockey League, American Hockey League and NCAA.
- Spent the previous 6 seasons as an assistant coach with Colorado from 2011-17.
- Also worked as an NHL assistant coach with Anaheim (1993-97) and Washington (1997-02). Helped lead Capitals to 1998 Stanley Cup Final.
- Served as head coach for Portland of the AHL from 2002-05,

compiling a career 99-89-26-6 record in 240 contests.

- Was head coach of his alma mater, Providence, from 2006-11. Previously served as assistant coach of the Friars from 1987-93.
- Coached USA Hockey in various capacities from 1991-13. Won a bronze medal at the 1996 and '13 World Championships.
- Army, 54, is a native of Providence, Rhode Island.



Playing Career

- Played 2 seasons of pro hockey in the American Hockey League and overseas.
- Suited up for the Marine Mariners of the AHL for 1 season in 1985-86.
- Split the 1986-87 campaign with Peliitat Heinola (Finland) and Fribourg-Gotteron (Switzerland).
- Played 4 seasons of collegiate hockey with Providence from 1981-85, serving as team captain in senior season in 1984-85.
- Was a finalist for the Hobey Baker Award, given to the best NCAA hockey player, First Team All-American and First Team All-Hockey East in 1985.
- 1st winner of the Hockey East Scoring Champion Award in 1985 after posting 74 points (27G-47A) in 45 games.
- Was inducted into Providence Hall of Fame in 1997.

J.D. FORREST

WILKES-BARRE/SCRANTON ASSISTANT COACH

- In his 2nd season as assistant coach for the Wilkes-Barre/Scranton Penguins. Named to position on August 2, 2016
- Coached Austria's top farm team, Salzburg, in 2015-16
- Led Salzburg to 32-22 record in international Red Bull Hockey Series and a perfect 4-0 in season-ending tournament

- Served as assistant coach for U.S. National Team Development Program in 2014-15
- Forrest, 36, is a native of Auburn, NY




Playing Career

- Played 9 seasons of pro hockey in North America and Europe
- Saw action with Albany and Worcester of the AHL, as well as playing in Finland, Sweden, Switzerland and Germany
- Originally drafted in the 6th round (181st overall) of the 2000 NHL Draft
- Played collegiately at Boston College for 4 seasons from 2000-04
- Played for U.S. National Team Development Program, winning a gold medal at the Under-18 World Junior Championship

by Carolina


EQUIPMENT STAFF




DANA HEINZE
Head Equipment
Manager



JC IHRIG
Assistant Equipment
Manager



DANNY KROLL
Assistant Equipment
Manager



JON TAGLIANETTI
Assistant Equipment
Manager

MEDICAL/TRAINING STAFF



CHRIS STEWART
Head Athletic Trainer



CURTIS BELL
Director of Sports Performance




PATRICK STEIDLE
Assistant Athletic Trainer




DR. DHARMESH VYAS
Head Team Physician




DR. MELISSA MCLANE
Assistant Team Physician



ANDY O'BRIEN
Director of Sports Science



ALEX TRINCA
Strength and
Conditioning Coach




ALEXI PIANOSI
Assistant Strength Coach

HOCKEY SUPPORT STAFF



ANDY SAUCIER
Video Coach



SAM VENTURA
Director of Hockey Research



JIM BRITT
Director of Team Operations



ERIK HEASLEY
Hockey Operations Assistant



MICHELE COLAIANNI
Executive Assistant to EVP/GM



JEN BULLANO

Sr. Director of Communications



JASON SEIDLING

Manager of Communications

SCOUTING **STAFF**



AL SANTILLI

Pro Scout



RYAN BOWNESS

Pro Scout



COLIN ALEXANDER

Amateur Scout



BRIAN FITZGERALD

Amateur Scout



LUC GAUTHIER

Amateur Scout



FRANK GOLDEN

Amateur Scout



JAY HEINBUCK

Amateur Scout



JAMIE HUFFMAN

Amateur Scout



WAYNE MEIER

Amateur Scout



CASEY TORRES

Amateur Scout



WARREN YOUNG

Amateur Scout



PETRI PAKASLAHTI

European Scout



TOMMY WESTLUND

European Scout



GILLES MELOCHE

Special Assignment Scout



KEVIN STEVENS

Special Assignment Scout

STAFF DIRECTORY

OWNERSHIP

Pittsburgh Penguins LP

EXECUTIVE OPERATIONS

Co-owner/Chairman Mario Lemieux
 Co-owner Ron Burkle
 CEO/President David Morehouse
 Executive Vice President and General Manager Jim Rutherford
 COO/General Counsel Travis Williams
 Senior Vice President, Sales and Broadcasting Terry Kalna
 Senior Vice President, Finance Kevin Hart
 Vice President, Communications Tom McMillan
 Vice President, Marketing James Santilli
 Vice President, Ticket Sales Chad Slencak
 Director, Events and Hospitality Kat Smerdel
 Executive Assistants Susan Carper, Nicole Schaaf, Molly Trunzo
 Coordinator, Shipping and Receiving Brett Hart
 Receptionist Kelly Hart

HOCKEY OPERATIONS

Assistant General Managers Bill Guerin, Jason Karmanos
 Head Coach Mike Sullivan
 Assistant Coaches Sergei Gonchar, Jacques Martin, Mark Recchi
 Goaltending Coach Mike Buckley
 Video Coach Andy Saucier
 Director, Player Development Scott Young
 Player Development Coach Jarrod Skalde
 Goaltending Development Coach Brendan Sullivan
 Director, Team Operations Jim Britt
 Director of Hockey Research Sam Ventura
 Hockey Operations Assistant Erik Heasley
 Executive Assistant to EVP/GM Michele Colaianni

SCOUTS

Director, Professional Scouting Derek Clancey
 Professional Scouts Ryan Bowness, Al Santilli
 Director of Amateur Scouting Patrick Allvin
 Amateur Scouts Colin Alexander, Brian Fitzgerald, Luc Gauthier, Frank Golden,
 Jay Heinbuck, Jamie Huffman, Dan McLean, Wayne Meier, Casey Torres, Warren Young
 European Scouts Petri Pakaslanti, Tommy Westlund
 Special Assignment Scouts Gilles Meloche, Kevin Stevens

EQUIPMENT/TRAINING STAFF

Head Equipment Manager Dana Heinze
 Assistant Equipment Managers JC Ihrig, Danny Kroll, Jon Taglianetti
 Head Athletic Trainer Chris Stewart
 Director of Sports Performance Curtis Bell
 Assistant Athletic Trainer Patrick Steidle
 Physical Therapist Rick Joreitz
 Head Team Physician Dr. Dharmesh Vyas, M.D.
 Assistant Team Physician Dr. Melissa McLane, D.O.
 Director, Sport Science Andy O'Brien
 Strength and Conditioning Coach Alex Trinca
 Assistant Strength Coach Alexi Pianosi

COMMUNICATIONS

Senior Director, Communications Jennifer Bullano Ridgley
 Director, Communications Jason Seidling
 Producer, Penguins Radio Network David Reynolds
 Producer, Penguins Radio Wayne Anderson
 Radio Broadcasters Phil Bourque, Mike Lange
 Radio Host Josh Getzoff
 Communications Specialist Paul Steigerwald

PARTNERSHIP SALES/MARKETING

Senior Director, Partnership Sales and Media Mark Turley
 Senior Director, Partnership Marketing Ross Miller
 Senior Director, Partnership Sales George Manias
 Director, Partnership Sales Jack Tipton
 Manager, Partnership Sales Brett Baur
 Director, Partnership Marketing Lori Wineland
 Managers, Partnership Marketing Devin Beahm, Matt Dentinger,
 Paige Hancher, Erin Lockwood, Jim Meyer
 Liaison, Partnership Sales Pierre Larouche

NEW MEDIA

Director, Content Sam Kasan
 Manager, Content Michelle Crechiolo
 Director, New Media Andi Perelman
 Coordinators, New Media Jonathan Kabana, Jamie Louden, Evan Schall

MARKETING

Senior Director, Creative Services and Publications Barb Pilarski
 Senior Director, Digital Marketing Leo McCafferty
 Manager, Publications Erin Halley
 Graphic Designer Dave Scheponik
 Director, Fan Development and Special Events Jill Shipley
 Manager, Fan Development Laura Spencer
 Coordinator, Marketing Christine King
 Manager, Youth Hockey Mike Chiasson
 Local Manager, Learn to Play Program Rocky Saganiuk

TECHNOLOGY

Senior Director, Technology Erik Watts
 Building Audio/Video Specialist Aaron Miller, Drew Warren
 Systems Administrator Jason Henry
 Junior Systems Administrators Justin Mellor, Alex Navarette
 Manager, CRM Mark Walczak

UPMC LEMIEUX SPORTS COMPLEX

President, UPMC Lemieux Sports Complex Rich Hixon
 Executive Director, Hockey Development and Programing Brian Mueller
 Director, Facility Operations Brandon Radeke
 Director, Business Operations Kara Radeke
 Manager, Facility Operations Christopher Banks
 Assistant Manager, Facility Operations Patrick McMurray
 Manager, Accounting Neal Bruder
 Coordinator, Programming Abby Greenbaum
 Skills Development Professionals Ty Hennes, Brad Michalski
 Coordinator, Youth Skating and Introductory Programs Angela Gubala
 Power Skating and Skill Development Professional Kevin Muller
 Director, Adult Leagues, Camps and Tournaments Mark Shuttleworth
 Director, Elite Hockey Danny MacKinnon

GAME ENTERTAINMENT AND PRODUCTION

Senior Director, Production and Game Presentation Rod Murray
 Director, Event Presentation Bill Wareham
 Director, Production Operations Mike Davenport
 Producer, New Media Video Mark Cottingham
 Producers, In The Room Andrew McIntyre, Jon Otte
 Producer Meghan McManimon
 Manager, Motion Graphics Aaron Spiegel
 Producers, Motion Graphics Design Dave Distilli, Ethan Mansberger
 Producer/Host, PensTV Celina Pompeani
 Public Address Announcer Ryan Mill

FINANCE

Director, Finance Mark R. Kuczynski
 Senior Accountant Troy Ussack
 Financial Analyst Derek Bacon
 Payroll Manager Andrea Winschel
 Accounts Payable Tawni Love

TICKETING

Senior Director, Premium Seating Brian Magness
 Senior Director, Ticket Sales George Murphy
 Managers, Premium Seating Kyle Lux, Jon Seelnacht
 Manager, Premium Services Julia Ivery
 Managers, Group Sales Mike Zatchey, Ashley Smith
 Manager, Ticket Sales Nicole Rudy
 Senior Ticket Sales Account Executives George Birman, Jeff Blizman, Bonnie Golinski
 Inside Sales Representatives Auguste DeRose-Jones, Kevin Devine, Derek Leto, Paige Wise
 Managers, Box Office Carol Coulson, Kelly Gabany
 Manager, Box Office Operations Jason Onufer
 Director, Customer Service Kathy Davis
 Customer Service Representative Holly Bandish
 Senior Director, Database Marketing Erin Exley
 Manager, Database Marketing Danny Gardner

PENGUINS FOUNDATION


President Dave Soltesz
 Director, Foundation Programs Amanda Susko
 Program Coordinators Abbey Braddock, Madison Connelly
 Director, Community/Alumni Relations Cindy Himes
 Liaison, Community Relations Ed Johnston

PLAYERS







2017.18 HEAD SHOTS




JOSH
ARCHIBALD
45




ZACH
ASTON-REESE
46




IAN
COLE
28



FRANK
CORRADO
18




SIDNEY
CROSBY
87




KEVIN
CZUCZMAN
27



BRIAN
DUMOULIN
8




JAKE
GUENTZEL
59




CARL
HAGELIN
62



PATRIC
HORNQVIST
72




MATT
HUNWICK
22




TRISTAN
JARRY
35




PHIL
KESSEL
81




TOM
KUHNHACKL
34




KRIS
LETANG
58




OLLI
MAATTA
3




EVGENI
MALKIN
71




GREG
MCKEGG
33




MATT
MURRAY
30



ANTTI
NIEMI
31



DERRICK
POULIOT
51




RYAN
REAVES
75




CARTER
ROWNEY
37




CHAD
RUHWEDL
2




BRYAN
RUST
17




JUSTIN
SCHULTZ
4



TOM
SESTITO
25




CONOR
SHEARY
43




DOMINIK
SIMON
49



DANIEL
SPRONG
41




CHRIS
SUMMERS
55




JARRED
TINORDI
24



ZACH
TROTMAN
5



GARRETT
WILSON
19



SCOTT
WILSON
23

JOSH ARCHIBALD

RW

PRONOUNCED AHR-chih-bawld, JAWSH

SIGNED Through 2018-19 Season

DOB 10/6/92

BIRTHPLACE Regina, SK

45

SHOOTS	HT	WT
Right	5-10	176

ACQUIRED
Drafted by Penguins in the 6th round (174th overall) of the 2011 NHL Draft.



FIRSTS

Recorded 1st career NHL point/goal Feb. 11 at Arizona. Also added a shorthanded goal later in the game, marking 1st career shorthanded tally and 1st career 2-goal game. Made his NHL postseason debut in Game 4 of Eastern Conference Final vs. Ottawa in 2017.

PRO LIVING

Played 3-plus seasons with Wilkes-Barre/Scranton of the American Hockey League after transitioning to pro game in 2014. Has appeared in 182 games for WBS.

UNO

Played 3 seasons of college hockey with the University of Nebraska-Omaha (UNO) of the National Collegiate Hockey Conference. Finished college career with 58 goals and 94 points in 112 games.

POY

Named 2014 NCHC Player of the Year, Forward of the Year and All-Conference First-Team. Named Nebraska-Omaha Athletics' Male Athlete of the Year.



4

Games played in 2017 playoffs, including in Stanley Cup Final, helping the Pens win back-to-back titles.

29

Goals in 2013-14 with Nebraska-Omaha were the 3rd-most in the entire nation, while his 43 points led the NCHC.

HOBNEY

Was a finalist for the Hobey Baker Award as the top NCAA college hockey player and was an NCAA First-Team All-American in 2013-14.

USA! USA!

Represented the United States at the 2012 World Junior Championship in Alberta.

FAMILY TIES

His father, Jim, was drafted by Minnesota in the 7th round (139th overall) of the 1981 NHL Draft and appeared in 16 games for the North Stars.

CAREER HIGHS

2 GOALS IN A GAME
LAST: (1 time), 02.11.17 at ARI

0 ASSISTS IN A GAME
LAST: N/A

2 POINTS IN A GAME
LAST: (1 time), 02.11.17 at ARI (2G)

SHOTS ON GOAL

2

LAST: (4 times), 04.06.17 at NJD

PENALTY MINUTES

2

LAST: (2 times), 04.08.17 at TOR

CAREER STATISTICS

YEAR	TEAM	LEAGUE	REGULAR SEASON										PLAYOFFS				
			GP	G	A	PTS	PIM	+/-	PP	SH	GW	S	GP	G	A	PTS	PIM
2009-10	Brainerd	USHS	25	20	30	50	72	--	--	--	--	--	2	2	5	7	2
2010-11	Team North	UMHSEL	21	8	7	15	49	--	--	--	--	--	3	0	2	2	6
	Brainerd	USHS	25	27	46	73	40	--	--	--	--	--	2	3	2	5	0
2011-12	Nebraska-Omaha	NCHC	36	10	5	15	33	3	1	0	0	62	--	--	--	--	--
	United States	WJC	6	0	2	2	6	-2	0	0	0	--	--	--	--	--	--
2012-13	Nebraska-Omaha	NCHC	39	19	17	36	34	18	3	1	1	96	--	--	--	--	--
2013-14	Nebraska-Omaha	NCHC	37	29	14	43	62	2	8	0	6	127	--	--	--	--	--
	Wilkes-Barre	AHL	7	1	0	1	13	0	0	0	0	10	2	1	0	1	0
2014-15	Wilkes-Barre	AHL	45	5	8	13	24	-1	2	0	--	75	3	0	1	1	0
	Wheeling	ECHL	9	7	4	11	4	4	0	0	--	43	--	--	--	--	--
2015-16	PITTSBURGH	NHL	1	0	0	0	0	0	0	0	0	0	--	--	--	--	--
	Wilkes-Barre	AHL	69	9	9	18	75	1	0	0	1	115	10	1	0	1	10
2016-17	PITTSBURGH	NHL	10	3	0	3	4	3	0	1	0	11	4	0	0	0	2
	Wilkes-Barre	AHL	61	16	13	29	54	25	0	4	2	119	5	2	0	2	16
PIT/NHL TOTALS			11	3	0	3	4	3	0	1	0	11	4	0	0	0	2

0 GOAL STREAK
LAST: N/A

0 ASSIST STREAK
LAST: N/A

0 POINT STREAK
LAST: N/A

ZACH ASTON-REESE

RW

PRONOUNCED AS-tuhn-REES, ZAK

SIGNED Through 2018-19 Season

DOB 8/10/94 **BIRTHPLACE** Staten Island, NY

46

SHOOTS Left	HT 6-0	WT 205
-----------------------	------------------	------------------

ACQUIRED
Signed as a free agent on March 14, 2017.

63

Points posted in 2016-17 for Northeastern. His 63 points tied for the NCAA lead, while he became just the 3rd player in NCAA history to post 50-plus points in 30 games or less (Kyle Connor, Michigan, 2015-16; Johnny Gaudreau, Boston College, 2013-14).

HOBEBY BAKER

Was 1 of 3 finalists for the 2017 Hobey Baker Award, given to the best player in college hockey, during his senior season with Northeastern.

31 Goals scored in 2016-17 for Northeastern, leading the entire NCAA.

USHL

Played 3 years of USHL hockey with Des Moines and Lincoln from 2010-13. Totaled 50 points in 138 career games. Was selected to the USHL/NHL Top Prospects Game in 2011-12.

PRO TIP

Made the jump to pro hockey with Wilkes-Barre/Scranton of the American Hockey League after signing with the Pens as an undrafted free agent. Posted 8 points (3G-5A) in 10 games.

SENIOR SURGE

Had a breakout senior year with Northeastern in 2016-17. Posted career highs in goals (31), assists (32), points (63), power-play goals (13) and shots (161). His 31 goals led the entire NCAA, while his 63 points tied for most.

HONORS

Received numerous accolades during collegiate career at Northeastern. Named Hockey East Player of the Year, Hockey East First-Team All-Star and CCM Hockey All-American Team in 2017. Voted Second-Team Hockey East in 2016.

COVETED

Was a highly sought-after undrafted free agent following his spectacular senior season at Northeastern, which saw him among the top scorers in the NCAA while garnering many awards and being named a finalist for the Hobey Baker Award, given to the best player in college hockey. Signed with Pittsburgh following conclusion of college career. Finished college career with 148 points (66G-82A) and plus-47 in 145 total games.

CAREER HIGHS

0 GOALS IN A GAME
LAST: N/A

0 ASSISTS IN A GAME
LAST: N/A

0 POINTS IN A GAME
LAST: N/A

SHOTS ON GOAL

0

LAST: N/A

PENALTY MINUTES

0

LAST: N/A



CAREER STATISTICS

YEAR	TEAM	LEAGUE	REGULAR SEASON										PLAYOFFS				
			GP	G	A	PTS	PIM	+/-	PP	SH	GW	S	GP	G	A	PTS	PIM
2010-11	Des Moines	USHL	2	0	0	0	2	1	--	--	--	--	--	--	--	--	--
	Lincoln	USHL	25	2	3	5	4	1	--	--	--	--	1	0	0	0	5
2011-12	Lincoln	USHL	53	5	10	15	69	-4	--	--	--	--	8	1	2	3	8
2012-13	Lincoln	USHL	60	9	21	30	113	14	--	--	--	--	5	3	2	5	4
2013-14	Northeastern	NCAA	35	8	11	19	22	8	1	0	4	67	--	--	--	--	--
2014-15	Northeastern	NCAA	31	13	10	23	60	8	5	0	3	88	--	--	--	--	--
2015-16	Northeastern	NCAA	41	14	29	43	28	19	5	0	3	143	--	--	--	--	--
2016-17	Northeastern	NCAA	38	31	32	63	72	13	13	4	3	161	--	--	--	--	--
	Wilkes-Barre	AHL	10	3	5	8	7	2	1	0	--	25	--	--	--	--	--

0 GOAL STREAK
LAST: N/A

0 ASSIST STREAK
LAST: N/A

0 POINT STREAK
LAST: N/A

IAN COLE

D

PRONOUNCED KOHL, EE-an

SIGNED Through 2017-18 Season

DOB 2/21/89

BIRTHPLACE Ann Arbor, MI

28

SHOOTS	HT	WT
Left	6-1	219

ACQUIRED

From St. Louis for Robert Bortuzzo and a 2016 7th-round pick on Mar. 2, 2015.



BLOCK PARTY

Set a career-high and franchise record with 194 blocked shots during the 2016-17 season, besting Rob Scuderi's previous mark of 164 (2008-09), since blocked shots became an official stat in 2005-06. Also notched career highs across the board in games played (81), goals (5), assists (21), points (26) and plus-minus (+26).

RED, WHITE & BLUE

Represented the United States at the 2008 and '09 World Junior Championships. Won silver medal and was named 1 of Team USA's Top 3 players at the 2007 World Under-18 Championship. Spent 2 seasons with the United States National Development Team Program (USNTDP), which was based in his hometown of Ann Arbor, Mich., from 2005-07.

CLUTCH

Scored the biggest goal of his career in Game 4 of the Stanley Cup Final against San Jose en route to a 3-1 victory and 3-1 series lead for Pittsburgh. The goal was his 1st career postseason tally, and his only goal of the entire 2015-16 campaign, including regular and postseason.

1st

Round pick in the 2007 NHL Draft (18th overall) by St. Louis.

IRISH

Played 3 seasons of college hockey at Notre Dame from 2007-10. Helped the Irish to its 1st-ever Frozen Four and title game in school history as a freshman in 2008. Selected as NCAA West First Team All-American, becoming 1st Notre Dame All-American defenseman since 1999 (Benoit Cotnoir) in junior season. Also named First Team All-CCHA and selected to CCHA All-Tournament Team. Totaled 65 points (17G-48A) in 111 career games for the Irish.

UNDER THE LIGHTS

Was introduced to the game of hockey at a young age when his father, Doug, built an outdoor rink in the backyard of their family home in Ann Arbor, Michigan. Grew up a fan of the Detroit Red Wings, and their back-to-back Stanley Cup titles in 1997 and '98 influenced Cole's desire to play in the NHL.

CAREER HIGHS

- 1** GOALS IN A GAME
LAST: (15 times), 03.11.17 at VAN
- 2** ASSISTS IN A GAME
LAST: (8 times), 12.20.16 vs. NYR
- 2** POINTS IN A GAME
LAST: (12 times), 12.20.16 vs. NYR (2A)

SHOTS ON GOAL

5

LAST: (2 times), 03.15.15 vs. DET

PENALTY MINUTES

9

LAST: (2 times), 04.02.16 at NYI

CAREER STATISTICS

YEAR	TEAM	LEAGUE	REGULAR SEASON											PLAYOFFS				
			GP	G	A	PTS	PIM	+/-	PP	SH	GW	S	GP	G	A	PTS	PIM	
2005-06	USNTDP	U17	18	2	1	3	14	--	--	--	--	--	--	--	--	--	--	--
	USNTDP	NAHL	40	2	8	10	75	--	0	0	0	--	12	0	3	3	14	
2006-07	USNTDP	U18	42	6	11	17	36	--	--	--	--	--	--	--	--	--	--	
	USNTDP	NAHL	16	2	7	9	28	--	1	0	0	--	--	--	--	--	--	
2007-08	United States	WJ-18	7	4	1	5	6	--	--	--	--	--	--	--	--	--	--	
	Notre Dame	CCHA	43	8	12	20	40	--	--	--	--	--	--	--	--	--	--	
2008-09	United States	WJC	6	0	0	0	6	--	--	--	--	--	--	--	--	--	--	
	Notre Dame	CCHA	38	6	20	26	58	--	--	--	--	--	--	--	--	--	--	
2009-10	United States	WJC	6	2	2	4	4	--	--	--	--	--	--	--	--	--	--	
	Notre Dame	CCHA	30	3	16	19	55	--	--	--	--	--	--	--	--	--	--	
2010-11	Peoria	AHL	9	1	4	5	4	2	0	0	0	--	--	--	--	--	--	
	St. Louis	NHL	26	1	3	4	35	6	0	0	0	22	--	--	--	--	--	
2011-12	Peoria	AHL	44	5	10	15	63	2	1	0	0	67	--	--	--	--	--	
	St. Louis	NHL	26	1	5	6	22	7	0	0	0	18	2	0	0	0	0	
2012-13	Peoria	AHL	22	1	3	4	26	-8	0	0	0	23	--	--	--	--	--	
	St. Louis	NHL	15	0	1	1	10	-4	0	0	0	10	--	--	--	--	--	
2013-14	Peoria	AHL	34	3	11	14	43	-9	1	0	0	46	--	--	--	--	--	
	St. Louis	NHL	46	3	8	11	31	15	0	0	0	45	--	--	--	--	--	
2014-15	St. Louis	NHL	54	4	5	9	44	16	0	0	0	52	--	--	--	--	--	
	PITTSBURGH	NHL	20	1	7	8	7	-2	0	0	0	31	5	0	2	2	8	
2015-16	PITTSBURGH	NHL	70	0	12	12	59	-3	0	0	0	72	24	1	2	3	14	
2016-17	PITTSBURGH	NHL	81	5	21	26	72	26	0	0	1	89	25	0	9	9	22	
NHL TOTALS			338	15	62	77	280	61	5	0	1	339	56	1	13	14	44	
PITTSBURGH TOTALS			171	6	40	46	138	21	0	0	1	192	54	1	13	14	44	

0 GOAL STREAK
LAST: N/A

5 ASSIST STREAK
LAST: 03.29.15-04.07.15 (6)

5 POINT STREAK
LAST: 03.29.15-04.07.15 (6A)



FRANK CORRADO

D

PRONOUNCED koh-RA-doh, FRANK

SIGNED Through 2017-18 Season

DOB 3/26/93 **BIRTHPLACE** Toronto, ON

18

SHOOTS	HT	WT
Right	6-0	205

ACQUIRED
From Toronto for Eric Fehr, Steve Oleksy and 2017 4th-round pick on March 1, 2017.

NHL FIRST

Made his NHL debut with Vancouver on April 22, 2013 vs. Chicago. Recorded 1st point/goal on April 13, 2014 vs. Calgary. Posted 1st career multi-point/assist game with 2 helpers on Feb. 9, 2016 at Calgary.

WOLVES

Played parts of 4 seasons with the Sudbury Wolves of the Ontario Hockey League from 2009-13. Served as team captain in 2012-13. Named team's Top Defenceman and won Community Club Most Popular Player Award in 2012. Led club in plus-minus (+26) in 2011-12.

+26

Team-leading plus-minus rating with Sudbury of the OHL in 2011-12. Also posted a +21 in 28 games with Kitchener of the OHL during the 2012-13 campaign.

5TH

Round pick (150th overall) of the Vancouver Canucks in the 2011 NHL Draft.



4

NHL playoff appearances with Vancouver in 2013.

SUPER

Skated for Team OHL in the CHL Super Series in 2012. Played 4 seasons in the Ontario Hockey League with Sudbury (2009-13) and Kitchener (2012-13).

CAREER HIGHS

- 1** GOALS IN A GAME
LAST: (3 times), 03.24.16 vs. ANA
- 2** ASSISTS IN A GAME
LAST: (1 time), 02.09.16 at CGY
- 2** POINTS IN A GAME
LAST: (1 time), 02.09.16 at CGY (2A)

SHOTS ON GOAL

6

LAST: (1 time), 02.11.16

PENALTY MINUTES

4

LAST: (2 times), 01.19.17 vs. NYR

CAREER STATISTICS

YEAR	TEAM	LEAGUE	REGULAR SEASON										PLAYOFFS				
			GP	G	A	PTS	PIM	+/-	PP	SH	GW	S	GP	G	A	PTS	PIM
2009-10	Sudbury	OHL	63	1	8	9	46	--	--	--	--	--	4	0	1	1	0
2010-11	Sudbury	OHL	67	4	26	30	94	-10	1	0	--	--	8	1	4	5	8
2011-12	Sudbury	OHL	60	3	23	26	81	26	2	0	--	--	4	0	0	0	12
	Chicago	AHL	4	0	1	1	0	1	0	0	0	5	2	0	0	0	0
2012-13	Vancouver	NHL	3	0	0	0	0	-1	0	0	0	4	4	0	0	0	0
	Sudbury	OHL	41	6	21	27	44	-3	3	0	--	--	--	--	--	--	--
	Kitchener	OHL	28	1	17	18	45	21	0	0	--	--	10	1	1	2	6
	Chicago	AHL	3	0	2	2	0	0	0	0	0	2	--	--	--	--	--
2013-14	Vancouver	NHL	15	1	0	1	4	-2	0	0	0	20	--	--	--	--	--
	Utica	AHL	59	6	11	17	46	-7	2	0	2	94	18	1	0	1	24
2014-15	Vancouver	NHL	10	1	0	1	0	-7	0	0	0	8	--	--	--	--	--
	Utica	AHL	35	7	9	16	31	12	2	0	2	73	--	--	--	--	--
2015-16	Toronto	NHL	39	1	5	6	26	-12	0	0	0	46	--	--	--	--	--
	Toronto	AHL	7	0	3	3	2	3	0	0	0	7	--	--	--	--	--
2016-17	Toronto	NHL	2	0	0	0	6	0	0	0	0	2	--	--	--	--	--
	PITTSBURGH	NHL	2	0	0	0	2	-1	0	0	0	1	--	--	--	--	--
	Toronto	AHL	18	1	11	12	14	6	0	0	0	44	--	--	--	--	--
	Wilkes-Barre	AHL	17	1	3	4	6	3	0	0	1	35	1	0	0	0	2
NHL TOTALS			71	3	5	8	38	-23	0	0	0	81	4	0	0	0	0
PITTSBURGH TOTALS			2	0	0	0	2	-1	0	0	0	1	--	--	--	--	--

0 GOAL STREAK
LAST: N/A

0 ASSIST STREAK
LAST: N/A

0 POINT STREAK
LAST: N/A

SIDNEY CROSBY

C

PRONOUNCED KRAWZ-bee, SIHD-nee

SIGNED Through 2024-25 Season

DOB 8/7/87

BIRTHPLACE Cole Harbour, NS

87

SHOOTS Left	HT 5-11	WT 200
-----------------------	-------------------	------------------

ACQUIRED
Drafted by Penguins in the 1st round (1st overall) of the 2005 NHL Draft.



ELITE Named to list of NHL's 100 Greatest Players. Only player in history of hockey to win an Olympic gold medal, Stanley Cup championship, World Championship gold, World Cup of Hockey gold, World Jr. Championship gold, Hart Trophy (NHL MVP), Art Ross Trophy (NHL scoring champion) and Conn Smythe Trophy (NHL playoff MVP).

21 Crosby's age when he led the Penguins to a Stanley Cup championship in 2009. He is the youngest captain in NHL history to win a Cup.

TROPHY CASE

Has won 12 individual NHL awards in his 12-year NHL career. That includes 2 MVPs (Hart - 2007, '14), 2 NHL scoring championships (Art Ross - 2007, '14), 2 NHL goal-scoring championships ("Rocket" Richard - 2010, '17), 3 NHL outstanding player awards as voted by his peers (Lester Pearson - 2007; Ted Lindsay - 2013, '14), 2 NHL playoff MVPs (Conn Smythe - 2016, '17) and 1 NHL leadership award (Mark Messier - 2010).

1k Became the 86th player in NHL history to reach 1,000 career points with an assist on Chris Kunitz's goal on Feb. 16, 2017 vs. Winnipeg. Also became 12th-fastest player [757 games played] to reach the milestone.

51

Career-high total goals scored in 2009-10, earning his first-career "Rocket" Richard Trophy.

25

Game scoring streak from Nov. 5 to Dec. 28, 2010, totaling 50 points (26G-24A). The streak is the 3rd-longest in team history and 9th-longest in NHL history. Crosby became the 5th player in NHL history to average a goal-per-game in a streak of 25 games or more (Wayne Gretzky, Brett Hull, Steve Yzerman and Bryan Trottier).

2

Olympic gold medals for Team Canada. Crosby led his nation to gold in the 2010 and 2014 Winter Olympic Games. He was captain of the 2014 team and an alternate captain for the 2010 squad. At the 2010 Games played on his native soil in Vancouver, Canada, Crosby scored the gold-medal winning overtime goal against the United States. The score is now known as "The Golden Goal."

3RD

Rank on the franchise's all-time scoring list with 1,027 points, behind only Mario Lemieux (1,723) and Jaromir Jagr (1,079).

CAREER HIGHS

3

GOALS IN A GAME
LAST: (10 times), 03.19.17 vs. FLA



5

ASSISTS IN A GAME
LAST: (3 times), 11.08.14 at BUF



6

POINTS IN A GAME
LAST: (2 times), 01.19.10 vs. NYI (2G-4A)



SHOTS ON GOAL

9

LAST: (9 times), 03.11.17 at VAN

PENALTY MINUTES

21

LAST: (1 time), 01.03.09 vs. FLA



CAREER STATISTICS

YEAR	TEAM	LEAGUE	REGULAR SEASON										PLAYOFFS					
			GP	G	A	PTS	PIM	+/-	PP	SH	GW	S	GP	G	A	PTS	PIM	
2002-03	Shattuck	USHS	57	72	90	162	--	--	--	--	--	--	--	--	--	--	--	--
2003-04	Rimouski	QMJHL	59	54	81	135	74	--	--	--	--	--	9	7	9	16	10	
	Canada	WJC	6	2	3	5	4	--	--	--	--	--	--	--	--	--	--	
2004-05	Rimouski	QMJHL	62	66	102	168	84	--	--	--	--	--	13	14	17	31	16	
	Rimouski	M-Cup	--	--	--	--	--	--	--	--	--	--	5	6	5	11	6	
	Canada	WJC	6	6	3	9	4	--	--	--	--	--	--	--	--	--	--	
2005-06	PITTSBURGH	NHL	81	39	63	102	110	-1	16	0	5	278	--	--	--	--	--	
	Canada	WC	9	8	8	16	10	7	2	0	1	25	--	--	--	--	--	
2006-07	PITTSBURGH	NHL	79	36	84	120*	60	10	13	0	4	250	5	3	2	5	4	
2007-08	PITTSBURGH	NHL	53	24	48	72	39	18	6	0	4	173	20	6	21*	27*	12	
2008-09	PITTSBURGH	NHL	77	33	70	103	76	3	7	0	3	238	24	15*	16	31	14	
2009-10	PITTSBURGH	NHL	81	51*	58	109	71	15	13	2	6	298	13	6	13	19	6	
	Canada	Olympics	7	4	3	7	4	2	1	0	2	28	--	--	--	--	--	
2010-11	PITTSBURGH	NHL	41	32	34	66	31	20	10	1	3	161	--	--	--	--	--	
2011-12	PITTSBURGH	NHL	22	8	29	37	14	15	2	0	3	75	6	3	5	8	9	
2012-13	PITTSBURGH	NHL	36	15	41	56	16	26	3	0	1	124	14	7	8	15	8	
2013-14	PITTSBURGH	NHL	80	36	68*	104*	46	18	11	0	5	259	13	1	8	9	4	
	Canada	Olympics	6	1	2	3	0	4	0	0	0	11	--	--	--	--	--	
2014-15	PITTSBURGH	NHL	77	28	56	84	47	5	10	0	3	237	5	2	2	4	0	
	Canada	WC	9	4	7	11	2	1	1	0	1	22	--	--	--	--	--	
2015-16	PITTSBURGH	NHL	80	36	49	85	42	19	10	0	9	248	24	6	13	19	4	
2016-17	PITTSBURGH	NHL	75	44	45	89	24	17	14	0	5	255	24	8	19*	27	10	
	Canada	WCH	6	3	7	10	8	0	0	0	1	21	--	--	--	--	--	
PIT/NHL TOTALS			782	382	645	1027	576	165	115	3	51	2596	148	57	107	164	71	

*NHL LEADER

7 Tournaments for Hockey Canada in international play - 2 Winter Olympic Games (2010, '14), 2 World Championships (2006, '15), 2 World Junior Championships (2004, '05) and 1 World Cup ('16). Won gold medals in '10 and '14 Olympics, '15 World Championship, '05 World Junior Championship and '16 World Cup. Won silver at '04 WJC.

SHATTUCK

Attended the illustrious hockey program at Shattuck St. Mary's in Faribault, Minnesota in 2002-03. Other notable players that attended the school include Zach Parise, Jonathan Toews, Drew Stafford and Jack Johnson.

7 Time Penguins Team MVP (2005-06, '06-07, '09-10, '12-13, '13-14, '15-16, '16-17).

QMJHL TITLE

Crosby played 2 seasons for Rimouski of the Quebec Major Junior Hockey League. In 2005 he led his club to a QMJHL championship and a berth in the Memorial Cup. Led the QMJHL in playoff scoring with 31 points (14G-17A) in 13 games. Added 11 points (5G-6A) in 5 games during the Memorial Cup.

120 Career-high point total in 2006-07 season, Crosby's 2nd in the NHL. He won the trifecta of NHL awards that year: NHL scoring title (Art Ross); NHL MVP (Hart); and NHL outstanding player as voted by his peers (Lester Pearson). At just 19 years, 241 days, he became the youngest scoring champion in team sports history. He was also the youngest winner of the Ted Lindsay award and 2nd youngest to win the Hart (Wayne Gretzky).

HAT TRICKS



LAST: 03.19.17 vs. FLA (3G)

7 GOAL STREAK
LAST: 01.21.16-02.08.16 (10)

9 ASSIST STREAK
LAST: 12.20.07-01.08.08 (13)

25 POINT STREAK
LAST: 11.05.10-12.28.10 (26G-24A)



MASTERTON AWARD

Named by the Pittsburgh Chapter of Professional Hockey Writers Association as the 2013 Bill Masterton Memorial Trophy nominee – given to the player that best exemplifies the qualities of perseverance, sportsmanship and dedication to the game of hockey – after returning to his elite form following 2 seasons plagued with a concussion and neck injuries.

BACK-TO-BACK

Won Conn Smythe Trophy as Stanley Cup playoff MVP in 2016 and '17. Became just the 3rd player to win consecutive trophies [Bernie Parent, 1974-75; Mario Lemieux, 1991-92]. Joins Parent, Lemieux, Wayne Gretzky, Patrick Roy and Bobby Orr as only multi winners of the award.

OH CAPTAIN

Was named the Penguins captain on May 31, 2007 to become the youngest captain in NHL history at 19 years, 297 days old [since surpassed by Colorado's Gabriel Landeskog and Edmonton's Connor McDavid].

12 Year contract extension signed by Crosby on June 28, 2012 that runs through the 2024-25 season. The deal totals \$104.4 million with an average annual value of \$8.7 million.

ALL-STAR STATUS

Has been named an NHL All-Star on 6 occasions (2006-07, '07-08, '08-09, '10-11, '14-15, '16-17). Also was named a 1st Team NHL All-Star 4 times (2006-07, '12-13, '13-14, '15-16) and 2nd Team All-Star 3 times (2009-10, '14-15, '16-17).

WELCOME BACK SID

Missed 61 consecutive games between 2010-11 and '11-12 seasons due to a concussion and neck injury. He returned to the lineup on Nov. 21, 2011 against the NY Islanders, scoring 2 goals, including the game-winner, and 4 points. The crowd was littered with fans holding signs that read "Welcome Back Sid."

26TH

Player to join the Triple Gold Club (winning a Stanley Cup, 2009, '16, '17; Olympic gold medal, 2010 and '14; and World Championship, 2015). Only member of the Triple Gold Club to have captained all three teams to their respective titles.

102

Points scored in rookie season of 2005-06. The total surpassed Mario Lemieux's team rookie record of 100 points (1984-85). Crosby is the youngest player in NHL history (18 years old) to reach 100 points.

2

Times named Canadian Hockey Player of the Year while also winning the CHL scoring title (2004, '05).

CALLING HIS SHOT

Favorite sport other than hockey is baseball. Played in his youth and it showed in 2010. During batting practice at PNC Park, home of the MLB's Pittsburgh Pirates, Crosby showed perfect form when hitting a home run over the right field seats. Also brought the Stanley Cup to PNC Park in 2009 and '17. Threw out first pitch each time.

32,66

Goals and points totaled in the first 41 games of the 2010-11 season. Crosby missed the rest of the season due to a concussion. Was on pace to set career highs with 64 goals and 132 points.



CROSBY

SIDNEY



NHL ALL-STAR

- 2006
- 2007
- 2010
- 2013
- 2014
- 2016
- 2017

7

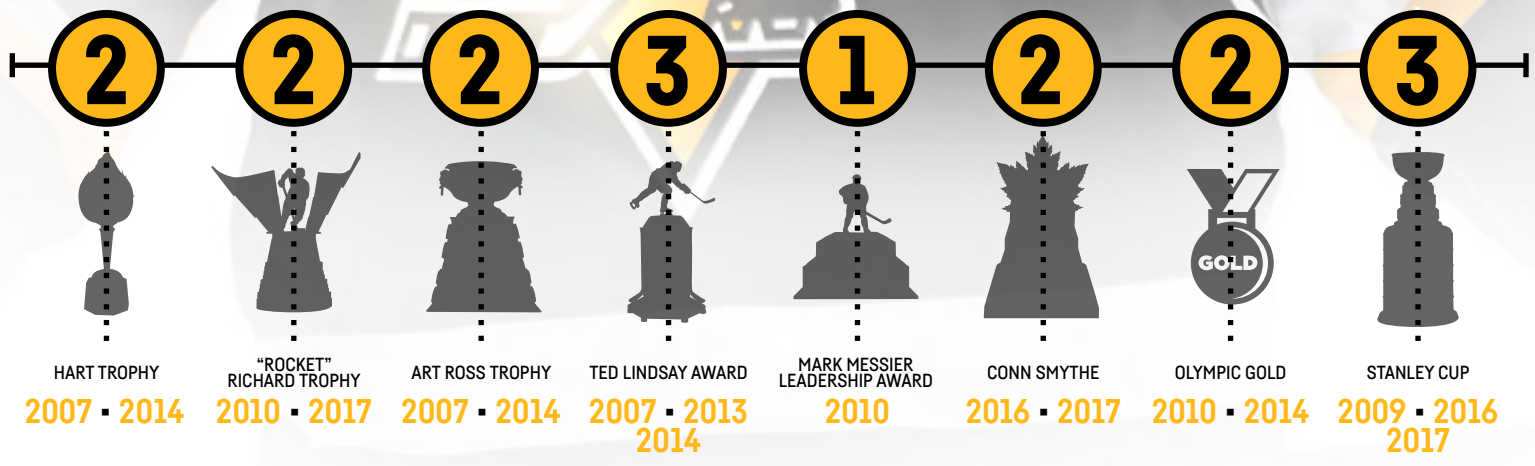
Time Team MVP



YOUNGEST
In Team History

YOUNGEST
Captain to Win the Stanley Cup

DRAFTED NO. 1 OVERALL IN 2005



KEVIN CZUCZMAN

D

PRONOUNCED CHUHRCH-muhn, KEH-vihn

SIGNED Through 2017-18 Season

DOB 1/9/91

BIRTHPLACE Port Elgin, ON

27

SHOOTS	HT	WT
Left	6-2	206

ACQUIRED
Signed as a free agent on July 11, 2017.

NHL DEBUT

Made his NHL debut with the NY Islanders on March 18, 2014 vs. Minnesota. Recorded 1st point/assist on March 25, 2014 vs. Carolina.

200

Career games played in the American Hockey League with Bridgeport (2014-16) and Manitoba (2016-17). Has AHL career totals of 14 goals, 40 assists and 54 points, along with 199 penalty minutes.

FREE AGENT

Was not selected in the NHL Draft. Worked his way to a pro contract with a strong college career. Signed NHL contract with the NY Islanders in 2014.

LAKERS

Played 3 collegiate seasons with Lake Superior of the WCHA from 2011-14 before signing a pro contract with the NY Islanders. Named to WCHA Second All-Star Team in 2014 after setting career highs in goals (10), assists (11) and points (21). His 10 goals were the 2nd-most (tied) among all NCAA defensemen. Named Lakers' "Most Valuable Defenseman" as a sophomore and "Most Outstanding Freshman" in his 1st college campaign.

10

Goals scored in 2013-14 with Lake Superior of the WCHA, the 2nd-most (tied) goals scored by a defenseman in the entire NCAA.

A

Served as an alternate captain with Manitoba of the American Hockey League in 2016-17. Posted career highs in goals (9), assists (23) and points (32).



CAREER HIGHS

0 GOALS IN A GAME
LAST: N/A

1 ASSISTS IN A GAME
LAST: (1 time), 04.08.14 vs. OTT

1 POINTS IN A GAME
LAST: (2 times), 04.08.14 vs. OTT (1A)

SHOTS ON GOAL

4

LAST: (1 time), 04.08.14 vs. OTT

PENALTY MINUTES

6

LAST: (1 time), 03.25.14 at CAR

CAREER STATISTICS

YEAR	TEAM	LEAGUE	REGULAR SEASON										PLAYOFFS				
			GP	G	A	PTS	PIM	+/-	PP	SH	GW	S	GP	G	A	PTS	PIM
2006-07	Grey Bruce	Minor-OH	59	2	19	21	50	--	--	--	--	--	4	1	0	1	0
2007-08	Grey Bruce	Minor-OH	54	6	20	26	76	--	--	--	--	--	4	1	2	3	6
	Owen Sound	ON-Jr. B	2	0	0	0	0	--	--	--	--	--	--	--	--	--	--
2008-09	Listowel	ON-Jr. B	2	0	0	0	0	--	--	--	--	--	--	--	--	--	--
	Walkerton	ON-Jr. C	35	3	20	23	49	--	--	--	--	--	10	2	3	5	4
2009-10	Waterloo	ON-Jr. B	51	2	23	25	84	--	--	--	--	--	10	1	1	2	15
2010-11	Newmarket	ON-Jr. A	47	4	19	23	40	--	--	--	--	--	10	1	3	4	13
2011-12	Lake Superior	CCHA	40	2	11	13	26	--	--	--	--	--	--	--	--	--	--
2012-13	Lake Superior	CCHA	38	2	9	11	42	--	--	--	--	--	--	--	--	--	--
2013-14	Lake Superior	WCHA	36	10	11	21	73	--	--	--	--	--	--	--	--	--	--
	NY Islanders	NHL	13	0	2	2	14	-5	0	0	0	24	--	--	--	--	--
2014-15	Bridgeport	AHL	50	1	6	7	56	4	0	0	0	77	--	--	--	--	--
	Florida	ECHL	9	1	0	1	4	-6	0	0	1	23	12	0	0	0	6
2015-16	Bridgeport	AHL	74	4	11	15	95	1	1	0	0	126	3	0	0	0	0
2016-17	Manitoba	AHL	76	9	23	32	48	-23	6	0	0	190	--	--	--	--	--
NHL TOTALS			13	0	2	2	14	-5	0	0	0	24	--	--	--	--	--

0 GOAL STREAK
LAST: N/A

0 ASSIST STREAK
LAST: N/A

0 POINT STREAK
LAST: N/A

BRIAN DUMOULIN

D

PRONOUNCED DOO-moh-lihn, BRIGH-uhn

SIGNED Through 2022-23 Season

DOB 9/6/91

BIRTHPLACE Biddeford, ME

8

SHOOTS	HT	WT
Left	6-4	207

ACQUIRED

From Carolina with Brandon Sutter and a 2012 1st-round draft pick for Jordan Staal on June 22, 2012.



MAINE MAN

The Biddeford, Maine native became the 1st player ever from the state of Maine to in the Stanley Cup.

WINNER

Has been a winner in every level of hockey. Won back-to-back Stanley Cup titles with Pittsburgh in 2016 and '17. Won 2 NCAA National Championships with Boston College in 2010 and '12. Also member of 3 40-plus-win seasons with Wilkes-Barre/Scranton of the American Hockey League from 2012-15.

1st

Career NHL playoff goal in Game 5 vs. Tampa Bay of 2016 ECF.

12.14.13

Appeared in his 1st career NHL game with Pittsburgh at Detroit. Tallied 1st career point (assist) Dec. 16, 2013 vs. Toronto during a 6-game stint with the Penguins. Tallied 1st career goal vs. Tampa Bay on Dec. 15, 2014.

CLUTCH

Scored Pens' 1st goal in decisive Stanley Cup-winning Game 6 in San Jose in 2016. Pittsburgh would go on to win 3-1 for its 4th Cup title in team history.

WIN, REPEAT

2-time NCAA National Champion with Boston College (2010, '12). Selected to the All-Tournament Team during both the 2010 and '12 Frozen Fours.

NHL STATUS

Developed into 1 of team's most reliable defenseman since making his full leap to the NHL in 2015-16. Scored his 1st NHL goal Dec. 15, 2014 vs. Tampa Bay. The defensive defenseman went 150 regular-season games before recording his 2nd goal (April 4, 2017 vs. Columbus).



BEST OF THE BEST

Finalist for the Hobey Baker Award as the nation's top college hockey player in 2011-12.

BEST D-MAN

2-time winner of Hockey East's Best Defensive Defenseman Award and Bob Monahan Award as the best defenseman in New England (2010-11, '11-12).

RED, WHITE AND BLUE

Won a bronze medal with Team USA at the 2011 World Junior Championship in Buffalo, NY.

CAREER HIGHS

1	GOALS IN A GAME LAST: [2 times], 04.04.17 vs. CBJ	>
2	ASSISTS IN A GAME LAST: [1 time], 12.05.15 at LAK	>
2	POINTS IN A GAME LAST: [1 time], 12.05.15 at LAK (2A)	>

SHOTS ON GOAL

5

LAST: [1 time], 02.24.16 at BOS

PENALTY MINUTES

4

LAST: [1 time], 11.19.16 at BUF

CAREER STATISTICS

YEAR	TEAM	LEAGUE	REGULAR SEASON										PLAYOFFS				
			GP	G	A	PTS	PIM	+/-	PP	SH	GW	S	GP	G	A	PTS	PIM
2009-10	Boston College	HE	42	1	21	22	16	40	--	--	--	--	--	--	--	--	--
2010-11	Boston College	HE	37	3	30	33	6	23	2	--	--	--	--	--	--	--	
	United States	WJC	6	0	2	2	2	4	--	--	--	--	--	--	--		
2011-12	Boston College	HE	44	7	21	28	26	27	2	--	2	--	--	--	--		
2012-13	Wilkes-Barre	AHL	73	6	18	24	18	-11	4	0	2	93	15	2	6	8	6
2013-14	PITTSBURGH	NHL	6	0	1	1	4	1	0	0	0	3	--	--	--	--	
	Wilkes-Barre	AHL	53	5	16	21	21	2	3	0	0	78	17	3	9	12	22
2014-15	PITTSBURGH	NHL	8	1	0	1	2	0	0	0	0	4	5	0	0	0	0
	Wilkes-Barre	AHL	62	4	29	33	18	25	1	0	0	94	6	0	3	3	0
2015-16	PITTSBURGH	NHL	79	0	16	16	14	11	0	0	0	101	24	2	6	8	2
2016-17	PITTSBURGH	NHL	70	1	14	15	14	0	0	0	0	78	25	1	5	6	6
PIT/NHL TOTALS			163	2	31	33	34	12	0	0	0	186	54	3	11	14	8

0 GOAL STREAK
LAST: N/A

2 ASSIST STREAK
LAST: 03.05.17-03.08.17 [2]

2 POINT STREAK
LAST: 03.05.17-03.08.17 [2A]



JAKE GUENTZEL

LW

PRONOUNCED GENT-zuhl, JAYK

SIGNED Through 2018-19 Season

DOB 10/6/94 **BIRTHPLACE** Omaha, NE

59

SHOOTS	HT	WT
Left	5-11	180

ACQUIRED
Drafted by Penguins in the 3rd round (77th overall) of the 2013 NHL Draft.



RECORD SETTER

Led NHL in goals (13) and game-winning goals (5) in 2017 Stanley Cup playoffs. His 13 goals are 2nd-most ever by a rookie in a single postseason in NHL history. His 21 points tied the league record for a rookie, while his 5 game-winners is a new NHL rookie mark.

ROOK SENSATION

Posted 1st career playoff hat trick in Game 3 vs. Columbus in the 2017 First Round, 3rd goal was overtime winner. Became 2nd rookie in NHL history to record hat trick with OT goal in playoffs (Gerry Plamondon, Montreal, Game 2, 1949 Semifinals at DET). 1st rookie since Maurice Richard in 1944 to score 5 goals in 1st 4 playoff games. Also 4th Pens rookie to post 3-game goal scoring streak (accomplished twice).

NHL LIFE

Totaled 16 goals and 33 points in 40 games during rookie campaign in 2016-17. Finished season strong on career-long 5-game goal/point streak (5G, 8PTS).

119

Career points (40G-79A) in 108 NCAA contests with the University of Nebraska-Omaha. Led team in scoring in back-to-back seasons in 2014-15 and '15-16. Named to National Collegiate Hockey Conference All-Rookie team in 2013-14.



AHL BEAST

Had incredible run of success during short tenure with Wilkes-Barre/Scranton of the AHL. Posted 14 points (5G-9A) in 10 postseason games in 2016. Led the AHL with 21 goals while his 42 points and +21 ranked 2nd in the league at the time of his recall to Pittsburgh in 2016-17. Named to 2017 AHL All-Rookie Team and 2017 AHL All-Star Classic.

GRAND DEBUT

Made his NHL debut on Nov. 21, 2016 against the New York Rangers. Scored 2 goals in the contest, including a tally on the 1st shot of his 1st shift. That goal came at the 1:02 mark, the fastest goal by a Penguin in an NHL debut.

CAREER HIGHS

2	GOALS IN A GAME LAST: (1 time), 11.21.16 vs. NYR	➔
3	ASSISTS IN A GAME LAST: (1 time), 03.19.17 vs. FLA	➔
3	POINTS IN A GAME LAST: (1 time), 03.19.17 vs. FLA (3A)	➔

SHOTS ON GOAL

6

LAST: (1 time), 03.05.17 vs. BUF

PENALTY MINUTES

6

LAST: (1 time), 12.17.13 at PHI

CAREER STATISTICS

YEAR	TEAM	LEAGUE	REGULAR SEASON										PLAYOFFS				
			GP	G	A	PTS	PIM	+/-	PP	SH	GW	S	GP	G	A	PTS	PIM
2010-11	Hill-Murray	USHS	28	19	30	49	10	29	--	--	--	--	3	4	2	6	4
	Team Northwest	UMHSEHL	15	6	5	11	4	--	--	1	0	--	3	0	0	0	0
2011-12	Hill-Murray	USHS	31	23	52	75	16	--	--	--	--	6	2	6	8	0	
	Team Southeast	UMHSEHL	21	14	27	41	8	--	--	2	1	--	3	0	3	3	0
2012-13	Sioux City	USHL	60	29	44	73	24	13	11	0	3	153	--	--	--	--	--
2013-14	Nebraska-Omaha	NCHC	37	7	27	34	16	-2	2	0	1	84	--	--	--	--	--
2014-15	Nebraska-Omaha	NCHC	36	14	25	39	34	10	3	0	1	108	--	--	--	--	--
2015-16	Nebraska-Omaha	NCHC	35	19	27	46	20	6	5	3	0	108	--	--	--	--	--
	Wilkes-Barre	AHL	11	2	4	6	0	-1	0	0	1	29	10	5	9	14	0
2016-17	PITTSBURGH	NHL	40	16	17	33	10	7	3	0	0	81	25	13*	8	21	10
	Wilkes-Barre	AHL	33	21	21	42	12	21	5	0	2	98	--	--	--	--	--
PIT/NHL TOTALS			40	16	17	33	10	7	3	0	0	81	25	13	8	21	10

*NHL LEADER

1ST STAR


Was named the No. 1 star of the 2017 Stadium Series against Philadelphia at Heinz Field on Feb. 25, 2017. Posted 2 assists for his 1st career multi-assist game in the NHL.

73

Points with Sioux City to rank 6th overall in the USHL in 2012-13. Named to the USHL All-Rookie Team, Rookie of the Year and Second Team All-Star. Also tied a Tier-1 USHL record with 21-game scoring streak (16G-27A-43PTS).

BLOODLINES

Father, Mike, is the associate head coach for the University of Minnesota men's hockey team. Mike was behind the bench during Phil Kessel's lone season with the Gophers in 2005-06, where Jake actually served as Kessel's stick boy.

5 GOAL STREAK 
LAST: 03.31.17-04.08.17 (5)

3 ASSIST STREAK 
LAST: 04.04.17-04.08.17 (3)

5 POINT STREAK 
LAST: 03.31.17-04.08.17 (5G-3A)

CARL HAGELIN

LW

PRONOUNCED HAG-eh-lihn, KARL

SIGNED Through 2018-19 Season

DOB 8/23/88 **BIRTHPLACE** Sodertalje, Sweden

62

SHOOTS	HT	WT
Left	5-11	186

ACQUIRED
From Anaheim for David Perron and Adam Clendening on Jan. 16, 2016.



COMIN' IN HOT

Set new career highs in 2015-16 in assists (25) and points (39). Finished the season with 19 points (9G-10A) in his last 21 games, including 2 4-game scoring streaks.

6 Game-winning goals scored for Pittsburgh in 2015-16, the most for any in-season acquisition in Pens team history.

112

Career playoff games played. Set career highs in assists (10) and points (16) while helping the Pens win the 2016 Stanley Cup championship. Scored Cup-sealing empty-net goal in Game 6 of 2017 Final at Nashville.

5

Seasons of hitting double digits in goals. Has notched at least 10 in 5 of 6 seasons in the NHL.

+75

Career plus-minus number. Has been a plus player in each of his 6 NHL seasons.

PLAYOFF PERFORMER

Tied a career high with 3 points (1G-2A) in series-clinching Game 6 overtime win against Washington in the Second Round of the 2016 playoffs. Also posted a 4-game point streak from April 23-May 2 (3G-2A).

GO BLUE

Played 4 seasons of collegiate hockey at the University of Michigan from 2007-11, totaling 61 goals and 152 points in 171 contests. He was 1st Swedish ice hockey player to play for Michigan.

BIG APPLE

Played 1st 4 seasons of his career with NY Rangers after the team drafted him in 6th round (168th overall) of the 2007 NHL Draft. Posted 58 goals and 130 points in 266 career games played in the Big Apple and helped Rangers reach 2014 Stanley Cup Final.

OT

Scored series-deciding OT goal for New York in Game 5 of the Pens-Rangers Round 1 matchup in the Stanley Cup playoffs in 2015.

CAREER HIGHS

3	GOALS IN A GAME LAST: (1 time), 03.14.14 at WPG	➔
3	ASSISTS IN A GAME LAST: (2 times), 11.05.16 at SJS	➔
3	POINTS IN A GAME LAST: (6 times), 11.05.16 at SJS (3A)	➔

SHOTS ON GOAL

8

LAST: (2 times), 11.19.16 at BUF

PENALTY MINUTES

4

LAST: (10 times), 03.05.17 vs. BUF



CAREER STATISTICS

YEAR	TEAM	LEAGUE	REGULAR SEASON											PLAYOFFS				
			GP	G	A	PTS	PIM	+/-	PP	SH	GW	S	GP	G	A	PTS	PIM	
2004-05	Sodertalje	SWE-18	14	10	7	17	16	--	--	--	--	--	2	0	2	2	0	
2005-06	Sodertalje	SWE-18	7	4	8	12	2	--	--	--	--	--	--	--	--	--	--	
	Sodertalje	SWE-Jr.	41	20	20	40	42	--	--	--	--	--	4	1	2	3	22	
2006-07	Sodertalje	SWE-Jr.	40	24	31	55	42	--	--	--	--	--	3	1	5	6	20	
2007-08	Michigan	CCHA	41	11	11	22	28	--	--	--	--	--	--	--	--	--	--	
	Sweden	WJC	6	0	0	0	0	--	--	--	--	--	--	--	--	--	--	
2008-09	Michigan	CCHA	41	13	18	31	32	--	--	--	--	--	--	--	--	--	--	
2009-10	Michigan	CCHA	45	19	31	50	34	--	--	--	--	--	--	--	--	--	--	
2010-11	Michigan	CCHA	44	18	31	49	39	--	7	0	6	--	--	--	--	--	--	
	Connecticut	AHL	--	--	--	--	--	--	--	--	--	--	5	1	1	2	4	
2011-12	NY Rangers	NHL	64	14	24	38	24	21	0	2	2	131	17	0	3	3	17	
	Connecticut	AHL	17	7	6	13	6	12	0	1	0	46	--	--	--	--	--	
2012-13	NY Rangers	NHL	48	10	14	24	18	10	1	0	1	132	12	3	3	6	0	
	Sodertalje	SWE-2	8	5	6	11	0	--	--	--	--	--	--	--	--	--	--	
2013-14	NY Rangers	NHL	72	17	16	33	44	8	0	1	5	144	25	7	5	12	16	
	Sweden	OLY	6	2	0	2	0	1	0	0	0	13	--	--	--	--	--	
2014-15	NY Rangers	NHL	82	17	18	35	46	18	1	0	4	185	19	2	3	5	6	
2015-16	Anaheim	NHL	43	4	8	12	14	-10	0	0	0	82	--	--	--	--	--	
	PITTSBURGH	NHL	37	10	17	27	18	18	0	0	6	96	24	6	10	16	14	
2016-17	PITTSBURGH	NHL	61	6	16	22	16	10	0	0	2	128	15	2	0	2	19	
	Sweden	WCH	4	0	1	1	1	0	0	0	0	8	--	--	--	--	--	
NHL TOTALS			407	78	113	191	180	75	2	3	20	898	112	20	24	44	72	
PITTSBURGH TOTALS			98	16	33	49	34	28	0	0	8	224	39	8	10	18	33	

HAT TRICKS



LAST: 03.14.14 at WPG (3G)

4

GOAL STREAK

LAST: 02.10.13-02.17.13 (5)



5

ASSIST STREAK

LAST: 01.18.16-02.02.16 (5)



5

POINT STREAK

LAST: 01.18.16-02.02.16 (5A)



PATRIC HORNQVIST

RW

PRONOUNCED HOHRN-kvihst, PAT-rihk

SIGNED Through 2017-18 Season

DOB 1/1/87

BIRTHPLACE Sollentuna, Sweden

72

SHOOTS	HT	WT
Right	5-11	189

ACQUIRED
From Nashville with Nick Spaling for James Neal on June 27, 2014.

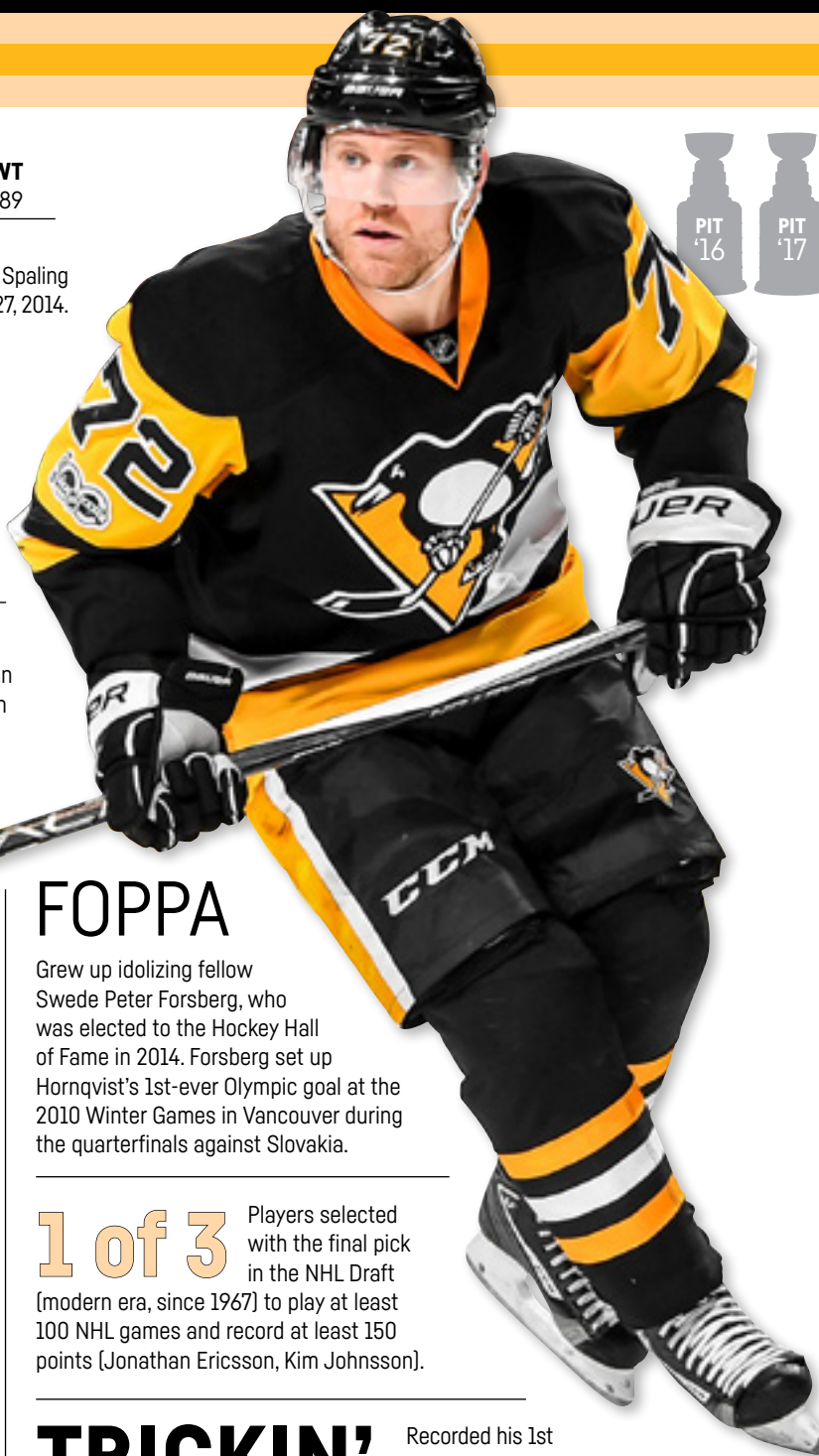


CUP CLINCHER

Scored the Cup-clinching goal in Game 6 of the 2017 Stanley Cup Final against his former club and home city Nashville at Bridgestone Arena. Tallied the goal on a bank shot off of goalie Pekka Rinne from below the goal line with just 1:35 left in

3 Goals scored in Game 1 of the First Round series against NY Rangers in 2016 - 1st career playoff hat trick. Added an assist for a career-high 4 points. Also scored OT winner in Game 4 vs. Washington in Second Round.

7 Number of times Hornqvist has scored at least 20 goals in his 8 NHL seasons.



FOPPA

Grew up idolizing fellow Swede Peter Forsberg, who was elected to the Hockey Hall of Fame in 2014. Forsberg set up Hornqvist's 1st-ever Olympic goal at the 2010 Winter Games in Vancouver during the quarterfinals against Slovakia.

1 of 3 Players selected with the final pick in the NHL Draft (modern era, since 1967) to play at least 100 NHL games and record at least 150 points (Jonathan Ericsson, Kim Johnsson).

TRICKIN'

Recorded his 1st career hat trick with 3 goals on Feb. 29, 2016 vs. Arizona. He had previously posted 18 2-goal games before finally breaking through for the hat trick tally. Hornqvist also added an assist in the game to notch a single-game career-high 4 points.

ROOK

Named Rookie of the Year in the Swedish Elite League in 2006-07 with Djurgardens after leading junior players with 23 goals.

50

Hit the 50-point mark for the 3rd consecutive season, 4th overall, in 2015-16. Has collected at least 40 points in 7 of the past 8 seasons.

SHOTS

Finished 2nd on Pens in 2015-16 (274) and 3rd in '16-17 (223). Led Nashville in shots for 4 of his last 5 seasons with the club. Set a Predators franchise record for shots in a season with 275 in 2009-10.

FROM FIRST TO LAST

The Penguins have the 1st and last picks of the 2005 NHL Draft on their roster. Sidney Crosby was taken by Pittsburgh in the 1st round (1st overall) that year, while Hornqvist was selected by Nashville in the 7th round (230th overall).

CAREER HIGHS

3	GOALS IN A GAME LAST: (1 time), 02.29.16 vs. ARI	➔
3	ASSISTS IN A GAME LAST: (4 times), 11.02.13 at LAK	➔
4	POINTS IN A GAME LAST: (1 time), 02.29.16 vs. ARI (3G-1A)	➔

SHOTS ON GOAL

14

LAST: (1 time), 12.28.10 vs. DAL

PENALTY MINUTES

15

LAST: (1 time), 03.17.11 vs. BOS

CAREER STATISTICS

YEAR	TEAM	LEAGUE	REGULAR SEASON										PLAYOFFS				
			GP	G	A	PTS	PIM	+/-	PP	SH	GW	S	GP	G	A	PTS	PIM
2003-04	Vasby IK	SWE-JR	10	7	10	17	30	--	--	--	--	--	--	--	--	--	--
	Vasby IK	SWE-3	32	8	5	13	26	--	--	--	--	--	--	--	--	--	--
2004-05	Vasby IK	SWE-3	28	12	12	24	36	--	--	--	--	--	--	--	--	--	--
	Djurgardens IF	SWE-JR	5	3	0	3	2	--	--	--	--	--	--	--	--	--	--
2005-06	Djurgardens IF	SWE-JR	4	2	1	3	2	--	--	--	--	--	4	1	2	3	2
	Djurgardens IF	SWE	47	5	2	7	36	--	--	--	--	--	--	--	--	--	--
2006-07	Djurgardens IF	SWE	49	23	11	34	38	-2	--	--	--	--	--	--	--	--	--
	Sweden	WJC	7	1	2	3	4	--	--	--	--	--	--	--	--	--	--
	Djurgardens IF	SWE-JR	--	--	--	--	--	--	--	--	--	--	7	2	5	7	14
	Sweden	WC	9	2	4	6	6	--	--	--	--	--	--	--	--	--	--
2007-08	Djurgardens IF	SWE	53	18	12	30	58	2	--	--	--	--	5	0	1	1	6
	Sweden	WC	9	6	0	6	12	--	--	--	--	--	--	--	--	--	--
2008-09	Nashville	NHL	28	2	5	7	16	-3	0	0	0	54	--	--	--	--	--
	Milwaukee	AHL	49	17	18	35	44	-3	8	0	3	--	11	4	4	8	6
2009-10	Nashville	NHL	80	30	21	51	40	18	10	0	8	275	2	0	1	1	4
	Sweden	Olympics	4	1	0	1	4	--	--	--	--	--	--	--	--	--	--
2010-11	Nashville	NHL	79	21	27	48	47	11	6	0	5	265	12	2	1	3	6
2011-12	Nashville	NHL	76	27	16	43	28	9	8	0	3	230	10	1	3	4	2
	Sweden	WC	3	0	0	0	0	0	0	0	0	--	--	--	--	--	--
2012-13	Nashville	NHL	24	4	10	14	14	-1	4	0	1	87	--	--	--	--	--
	HC Red Ice	SWISS-2	9	7	7	14	8	--	--	--	--	--	--	--	--	--	--
	Djurgardens IF	SWE	10	2	3	5	6	5	--	--	--	--	--	--	--	--	--
2013-14	Nashville	NHL	76	22	31	53	28	1	7	0	6	248	--	--	--	--	--
2014-15	PITTSBURGH	NHL	64	25	26	51	38	12	6	0	4	220	5	2	1	3	2
2015-16	PITTSBURGH	NHL	82	22	29	51	36	15	9	0	3	257	24	9	4	13	10
2016-17	PITTSBURGH	NHL	70	21	23	44	28	16	10	0	6	223	19	5	4	9	18
	Sweden	WCH	4	0	2	2	1	2	0	0	0	10	--	--	--	--	--
NHL TOTALS			579	174	188	362	275	78	60	0	36	1859	72	19	14	33	42
PITTSBURGH TOTALS			216	68	78	146	102	43	25	0	13	700	48	16	9	25	30

HAT TRICKS



LAST: 02.29.16 vs. ARI (3G)

6

GOAL STREAK

LAST: 10.27.11-11.08.11 (7)



5

ASSIST STREAK

LAST: 11.15.14-11.24.14 (5)



7

POINT STREAK

LAST: 03.21.14-04.05.14 (7G-7A)



MATT HUNWICK

D

PRONOUNCED HUHN-wihk, MAT

SIGNED Through 2019-20 Season

DOB 5/21/85 **BIRTHPLACE** Warren, MI

22

SHOOTS	HT	WT
Left	5-11	200

ACQUIRED

Signed as an unrestricted free agent on July 1, 2017.

VETERAN

Has played 9-plus NHL seasons with Boston, Colorado, NY Rangers and Toronto. Has appeared in nearly 500 career NHL contests (479 entering 2017-18).

PK SPECIALIST

Helped Toronto drastically improve its PK units during his 2-year stint with the club. Toronto's PK was ranked 22nd in the NHL (80.5 percent success rate) prior to his arrival. That mark jumped to 13th (81.6%) in his 1st season with the Maple Leafs, and 10th (82.5%) in the league during his 2nd season.

RECONNECTED

Was a member of Team USA's 2005 World Junior Championship team with current teammate Phil Kessel.

LEADER

Served in a leadership role during his 2 years with a young Toronto team from 2015-17. Named alternate captain in both seasons and helped Toronto return to the playoffs in 2016-17.

3:43

Shorthanded minutes per game in 2015-16 with Toronto, the highest total among all NHL players that year.



7th

Round draft pick (224th overall) in the 2004 NHL Draft by Boston.

AMERICA

The Michigan native was a part of the United States National Team Development Program from 2001-03. Has represented his country at 4 international tournaments: 2003 U-18 World Junior, 2004 and '05 World Junior and 2013 World Championship. Won gold at the '04 WJC and bronze at the '13 WC.

COLLEGE

Played 3 seasons of college hockey with Michigan from 2003-07. Served as team captain in senior campaign and alternate captain as a junior. Named as NCAA West Second All-American Team in 2007. Also Named as CCHA First All-Star Team (2007), Second All-Star Team (2005, '06) and All-Rookie Team (2004).

CAREER HIGHS

1 GOALS IN A GAME
LAST: (21 times), 02.14.17 vs. NYI

3 ASSISTS IN A GAME
LAST: (2 times), 03.28.09 at TOR

3 POINTS IN A GAME
LAST: (2 times), 03.28.09 at TOR (3A)

SHOTS ON GOAL

5

LAST: (3 times), 02.20.15 at BUF

PENALTY MINUTES

5

LAST: (2 times), 11.28.10 at ATL

CAREER STATISTICS

YEAR	TEAM	LEAGUE	REGULAR SEASON										PLAYOFFS				
			GP	G	A	PTS	PIM	+/-	PP	SH	GW	S	GP	G	A	PTS	PIM
2001-02	USNTDP	U17	14	3	4	7	6	--	--	--	--	--	--	--	--	--	--
	USNTDP	NAHL	29	2	1	3	30	--	--	--	--	--	--	--	--	--	--
2002-03	USNTDP	U18	40	6	16	22	40	--	--	--	--	--	--	--	--	--	--
	USNTDP	NAHL	8	2	2	4	23	--	--	--	--	--	--	--	--	--	--
2003-04	United States	WJ-18	6	0	3	3	6	-2	--	--	--	--	--	--	--	--	--
	Michigan	CCHA	41	1	14	15	62	--	--	--	--	--	--	--	--	--	--
2004-05	United States	WJC	6	0	0	0	2	0	--	--	--	--	--	--	--	--	--
	Michigan	CCHA	40	6	19	25	60	--	--	--	--	--	--	--	--	--	--
2005-06	United States	WJC	7	0	4	4	0	-1	--	--	--	--	--	--	--	--	--
	Michigan	CCHA	41	11	19	30	70	--	--	--	--	--	--	--	--	--	--
2006-07	Michigan	CCHA	41	6	21	27	64	--	--	--	--	--	--	--	--	--	--
2007-08	Boston	NHL	13	0	1	1	4	-1	0	0	0	6	--	--	--	--	--
	Providence	AHL	55	2	21	23	49	16	0	0	--	61	10	0	5	5	8
2008-09	Boston	NHL	53	6	21	27	31	15	0	0	1	58	1	0	0	0	0
	Providence	AHL	3	0	3	3	0	-3	0	0	0	3	--	--	--	--	--
2009-10	Boston	NHL	76	6	8	14	32	-16	1	1	1	60	13	0	6	6	2
2010-11	Boston	NHL	22	1	2	3	9	4	0	0	0	26	--	--	--	--	--
	Colorado	NHL	51	0	10	10	16	-19	0	0	0	74	--	--	--	--	--
2011-12	Colorado	NHL	33	3	3	6	8	-3	0	0	0	40	--	--	--	--	--
2012-13	Colorado	NHL	43	0	6	6	16	4	0	0	0	57	--	--	--	--	--
	United States	WC	10	2	2	4	2	--	--	--	--	--	--	--	--	--	--
2013-14	Colorado	NHL	1	0	0	0	0	0	0	0	0	1	--	--	--	--	--
	Lake Erie	AHL	52	10	21	31	33	4	4	1	--	93	--	--	--	--	--
2014-15	NY Rangers	NHL	55	2	9	11	16	17	0	0	1	72	6	0	0	0	0
2015-16	Toronto	NHL	60	2	8	10	32	-17	0	0	1	74	--	--	--	--	--
2016-17	Toronto	NHL	72	1	18	19	18	8	0	0	0	73	6	0	1	1	2
NHL TOTALS			479	21	86	107	182	-8	1	1	4	541	26	0	7	7	4

2 GOAL STREAK

LAST: 02.26.09-02.28.09 [2]



3 ASSIST STREAK

LAST: 02.12.11-02.16.11 [3]



6 POINT STREAK

LAST: 11.17.08-11.28.08 (3G-5A)



TRISTAN JARRY

G

PRONOUNCED JAR-ee, TRIH-stan

SIGNED Through 2017-18 Season

DOB 4/29/95 **BIRTHPLACE** Surrey, BC

35

CATCH	HT	WT
Left	6-2	194

ACQUIRED
Drafted by Penguins in the 2nd round (44th overall) of the 2013 NHL Draft.

NHL DEBUT

Made his NHL debut on April 9, 2017 at NY Rangers. Stopped 22 pucks on the night at Madison Square Garden.

ALL-STAR

Played in 2017 AHL All-Star Classic after ranking in the top-6 in the league in wins (28, 3rd), GAA (2.15, 4th-t) and save percentage (.925, 6th-t). Paired with Casey DeSmith to win AHL's Harry "Hap" Holmes Award for fewest goals per game allowed in regular season (2.25).

CHAMP STATUS

Led Edmonton of the Western Hockey League to a WHL championship and Memorial Cup title in 2014. Won WHL ring with Game 7 road victory against Portland Winterhawks and current Pens teammate Derrick Pouliot.

93

Career wins in his 4-year WHL career. Also posted 17 shutouts and a 2.37 goals-against average. Best season was 2013-14 when he set career highs in games played (63), wins (44), minutes (3703) and shutouts (8). Named WHL First-Team All-Star.



PRO DEBUT

Made his transition to professional hockey in 2015-16 with Wilkes-Barre/Scranton of the American Hockey League. Carried the team down the stretch, starting 11 straight games from March 12-April 8.

44

Wins in 2013-14 with Edmonton of the Western Hockey League. That led the entire WHL - 5 more than the next closest goalie. Also led the WHL in goals-against average (1.61) and save percentage (.936) in 2012-13 season.

GOLD

Won gold medal with Canada Pacific at the 2012 World U-17 Challenge.

CAREER HIGHS

SHOTS FACED

25

LAST: 04.09.17 vs. NYR

SAVES

22

LAST: 04.09.17 vs. NYR

SHUTOUTS

0

LAST: N/A

CAREER STATISTICS

YEAR	TEAM	LEAGUE	REGULAR SEASON									PLAYOFFS						
			GP	W	L	OTL	MIN	GA	SO	GAA	SV%	GP	W-L	MIN	GA	SO	GAA	SV%
2009-10	North Delta	Minor-BC	26	--	--	--	--	--	--	1.65	--	--	--	--	--	--	--	--
2010-11	Greater Vancouver	BCMML	20	--	--	--	--	--	--	2.31	--	6	--	--	--	--	--	--
2011-12	Edmonton	WHL	14	8	2	1	718	35	0	2.93	.894	--	--	--	--	--	--	--
	British Columbia	CWG	2	--	--	--	--	--	--	4.32	--	--	--	--	--	--	--	--
	Canada Pacific	WHC-17	2	--	--	--	--	--	--	1.95	--	--	--	--	--	--	--	--
2012-13	Edmonton	WHL	27	18	7	0	1495	40	6	1.61	.936	1	0-0	27	0	0	0.00	1.00
2013-14	Edmonton	WHL	63	44	14	3	3703	138	8	2.24	.914	21	16-5	1261	46	3	2.19	.925
	Edmonton	M-Cup	5	3	2	--	364	17	0	2.80	--	--	--	--	--	--	--	--
2014-15	Edmonton	WHL	55	23	26	6	3216	147	3	2.74	.907	5	1-4	312	15	0	2.88	.896
2015-16	Wilkes-Barre	AHL	33	17	13	3	1943	87	5	2.69	.905	3	1-0	107	4	0	2.24	.902
2016-17	PITTSBURGH	NHL	1	0	1	0	59	3	0	3.05	.880	--	--	--	--	--	--	--
	Wilkes-Barre	AHL	45	28	15	2	2707	97	3	2.15	.925	--	--	--	--	--	--	--
PIT/NHL TOTALS			1	0	1	0	59	3	0	3.05	.880	--	--	--	--	--	--	--

CHERRY POG

Named "Player of the Game" for Team Cherry in the 2013 CHL Top Prospects Game, stopping all 16 shots he faced.

ROOKIE SENSATION

Posted 17 wins during rookie campaign with Wilkes-Barre/Scranton of the American Hockey League in 2015-16. His 17 victories ranked 3rd in the AHL among rookie netminders. Meanwhile, his 5 shutouts ranked 4th (tied) among all AHL rookies.

"BLACK ACE"

Member of the Black Aces practice squad during the Penguins' back-to-back Stanley Cup championship runs in 2016 and '17. During both seasons, he dressed as the backup goalie in the opening rounds due to injuries to Marc-Andre Fleury and Matt Murray.

WIN STREAK

0

N/A

SHUTOUT STREAK

0

N/A

PHIL KESSEL

RW

PRONOUNCED KEH-suhl, FIHL

SIGNED Through 2021-22 Season

DOB 10/2/87 **BIRTHPLACE** Madison, WI

81

SHOOTS	HT	WT
Right	6-0	202

ACQUIRED

From Toronto with Tyler Biggs, Tim Erixon and 2016 2nd-round pick for Kasperii Kapanen, Nick Spaling, Scott Harrington, 2016 1st-round pick and 2016 3rd-round pick on July 1, 2015.

SNIPER

Led Pens in goals [10] and points [22] in 2016 postseason. Tied single-game career highs with 2 goals and 3 points in series-clinching Game 6 win against Washington in Second Round.

200

Goals in the last 7 years, 8th-most in the NHL (Alex Ovechkin, 289; Steven Stamkos, 247; Corey Perry, 231; Joe Pavelski, 212; John Tavares, 211; Patrick Kane, 209; Max Pacioretty, 203).

403

Points since the 2011-12 season [168G-235A], 10th-most in the NHL. His 467 points over the past 7 seasons ranks 9th in the league, making the Pens the only team with 3 players in the top-12 during that span (Sidney Crosby, 2nd, 521; Evgeni Malkin, t-12th, 451).

OLYMPIAN

Twice represented USA in Olympic action in 2010 and '14. Won silver medal in '10, losing overtime contest in Gold Medal Game to Canada. Named Best Forward while leading all Olympians with 5 goals and 8 points in '14 Games in Sochi, Russia.

AMERICA

Has represented his country in several international tournaments, including Winter Olympics (2010, '14), World Championship (2006, '07, '08), World Junior Championship (2005, '06) and World U-18 Championship (2004, '05). The Madison, Wisconsin native played 2 seasons for the US National Team Development Program in Ann Arbor, Michigan from 2003-05. He is the 5th-active US-born player to reach 600 career points.

5

Time 30-goal scorer. Career-high 37 in 2013-14. Also has posted 9 seasons of 20+ goals and 50+ points, and 6 seasons of 60+ points.

5th

Overall selection in the 2006 NHL Draft by the Boston Bruins.

MASTERTON

Winner of the NHL's Bill Masterton Award in 2007, given to the "player that best exemplifies the qualities of perseverance, sportsmanship and dedication to the game of hockey" after overcoming a bout with testicular cancer.



3

Time selection to NHL All-Star Game (2011, '12, '15).

CAREER HIGHS

3

GOALS IN A GAME

LAST: (5 times), 02.01.14 vs. OTT



4

ASSISTS IN A GAME

LAST: (1 time), 03.26.16 at DET



5

POINTS IN A GAME

LAST: (1 time), 03.26.16 at DET (1G-4A)



SHOTS ON GOAL

12

LAST: (1 time), 11.23.09 vs. NYI

PENALTY MINUTES

7

LAST: (2 times), 11.02.13 at VAN



CAREER STATISTICS

YEAR	TEAM	LEAGUE	REGULAR SEASON										PLAYOFFS						
			GP	G	A	PTS	PIM	+/-	PP	SH	GW	S	GP	G	A	PTS	PIM		
2003-04	USNTDP	U-17	32	31	18	49	8	--	--	--	--	--	--	--	--	--	--	--	
	USNTDP	NAHL	30	21	12	33	18	--	--	--	--	--	--	--	--	--	--	--	
	United States	WJ-18	6	7	3	10	6	--	--	--	--	--	--	--	--	--	--	--	
2004-05	USNTDP	U-18	31	41	32	73	16	--	--	--	--	--	--	--	--	--	--	--	
	USNTDP	NAHL	14	11	14	25	21	0	5	0	2	--	--	--	--	--	--	--	
	United States	WJ-18	6	9	7	16	2	--	--	--	--	--	--	--	--	--	--	--	
2005-06	United States	WJC	7	4	2	6	2	-1	--	--	--	--	--	--	--	--	--	--	
	Minnesota	WCHA	39	18	33	51	28	--	--	--	--	--	--	--	--	--	--	--	
	United States	WC	7	1	1	2	2	--	--	--	--	--	--	--	--	--	--	--	
2006-07	United States	WJC	7	1	10	11	2	0	--	--	--	--	--	--	--	--	--	--	
	Boston	NHL	70	11	18	29	12	-12	1	0	0	170	--	--	--	--	--	--	
	Providence	AHL	2	1	0	1	2	0	0	0	0	--	--	--	--	--	--	--	
2007-08	United States	WC	7	2	5	7	6	--	--	--	--	--	--	--	--	--	--	--	
	Boston	NHL	82	19	18	37	28	-6	5	0	3	213	4	3	1	4	2	2	
	United States	WC	7	6	4	10	6	--	--	--	--	--	--	--	--	--	--	--	
2008-09	Boston	NHL	70	36	24	60	16	23	8	0	6	232	11	6	5	11	4	4	
	Toronto	NHL	70	30	25	55	21	-8	8	0	5	297	--	--	--	--	--	--	
2009-10	United States	Olympics	6	1	1	2	0	--	--	--	--	--	--	--	--	--	--	--	
	Toronto	NHL	82	32	32	64	24	-20	12	1	6	325	--	--	--	--	--	--	
2010-11	Toronto	NHL	82	37	45	82	20	-10	10	0	6	295	--	--	--	--	--	--	
	Toronto	NHL	48	20	32	52	18	-3	6	0	4	161	7	4	2	6	2	2	
2012-13	Toronto	NHL	82	37	43	80	27	-5	8	0	6	305	--	--	--	--	--	--	
	United States	Olympics	6	5	3	8	4	6	0	0	1	21	--	--	--	--	--	--	
2014-15	Toronto	NHL	82	25	36	61	30	-34	8	0	4	280	--	--	--	--	--	--	
	PITTSBURGH	NHL	82	26	33	59	18	9	4	0	5	274	24	10	12	22	4	4	
2016-17	PITTSBURGH	NHL	82	23	47	70	20	3	8	0	4	229	25	8	15	23	2	2	
	NHL TOTALS			832	296	353	649	234	-63	78	1	49	2781	71	31	35	66	14	14
PITTSBURGH TOTALS			164	49	80	129	38	12	12	0	9	503	49	18	27	45	6	6	6

COLLEGE HOCKEY

Played 1 season of college hockey with Minnesota in 2005-06, recording 18 goals and 51 points en route to being named Western Collegiate Hockey Association (WCHA) rookie of the year and to All-Rookie Team.

610

Consecutive games played, an iron man streak that began on Nov. 3, 2009. Has played in every single game over the past 7 straight seasons. Streak is 681 games when including playoffs.

BLOODLINES

Father, Phil Sr., played quarterback at Northern Michigan and spent a year on Washington Redskins practice squad. Sister, Amanda, is 1 of the top female hockey players in the world, winning silver medal with Team USA at the 2014 Winter Olympics. Plays for New York of the NWHL. Brother, Blake, is a pro hockey player.

HAT TRICKS



LAST: 02.01.14 vs. OTT (3G)

6 GOAL STREAK
LAST: 11.26.08-12.08.08 (7)



7 ASSIST STREAK
LAST: 12.08.08-12.21.08 (9)



18 POINT STREAK
LAST: 11.13.08-12.21.08 (14G-14A)



TOM KUHNHACKL

LW

PRONOUNCED koon-HAH-kuhl, TAWM

SIGNED Through 2017-18 Season

DOB 1/21/92

BIRTHPLACE Landshut, Germany

34

SHOOTS	HT	WT
Left	6-2	196

ACQUIRED
Drafted by Penguins in 4th round (110th overall) of the 2010 NHL Draft.



LONG ROAD

On Jan. 9, 2015 at Montreal, just 2 weeks shy of his 24th birthday, Kuhnhackl made his NHL debut. He never looked back and finished the year with Pittsburgh. Kuhnhackl became a staple on the team and penalty kill unit. Before earning his place in the NHL, he battled through 4 seasons in the AHL and ECHL, including overcoming a few long-term injuries.

GERMAN BOUND

Became the 1st player ever to take the Stanley Cup to Germany during his Cup Day on August 16, 2016.

PAYING DUES

Played 3-plus seasons with Wilkes-Barre/Scranton of the American Hockey League and Wheeling of the ECHL. Best season was 2014-15 in WBS when he set career highs in games played (72), goals (12), assists (18) and points (30).

JUNIOR

Played 2 seasons in the Ontario Hockey League for Windsor and Niagara. Led Windsor in goals (39) and power-play goals (15) in 2010-11. Helped team reach conference finals by leading team in postseason goals (11), points (23) and plus-minus (+11). His playoff goal and point total ranked 3rd in OHL.

FIRSTS

Scored 1st career playoff goal (Henrik Lundqvist) in 1st career playoff contest in Game 1 of the First Round series against the NY Rangers in 2016. The tally proved to be the game-winner and was a shorthanded score. Added 2 more assists during the Pens' 5-game series victory.

DEUTSH

Represents Germany internationally, playing in the 2008 and '09 World Under-17 Hockey Challenge, the 2009 and '10 World U-18 Championships and the 2010 and '11 World Junior Championships. Won gold medal at 2010 World U-18 Championship. Scored game-winning 3rd-period goal against Latvia in qualification tournament to help Germany earn a spot in the 2018 Winter Olympic Games.

RUNS IN THE FAMILY

Kuhnhackl's father, Erich, was elected to the International Ice Hockey Federation (IIHF) Hall of Fame in 1997 and was named the German hockey player of the century in 2000.

CAREER HIGHS

- 1** GOALS IN A GAME
LAST: (9 times), 03.03.17 vs. TBL
- 2** ASSISTS IN A GAME
LAST: (3 times), 03.17.17 vs. NJD
- 3** POINTS IN A GAME
LAST: (1 time), 03.20.16 vs. WSH (1G-2A)

SHOTS ON GOAL

4

LAST: [1 time], 03.06.16 at NJD

PENALTY MINUTES

12

LAST: [1 time], 03.20.16 vs. WSH



CAREER STATISTICS

YEAR	TEAM	LEAGUE	REGULAR SEASON										PLAYOFFS				
			GP	G	A	PTS	PIM	+/-	PP	SH	GW	S	GP	G	A	PTS	PIM
2007-08	EV Landshut	GER-JR	30	21	20	41	102	--	--	--	--	--	3	1	0	1	2
	Germany	WHC-17	5	4	1	5	2	--	--	--	--	--	--	--	--	--	--
2008-09	EV Landshut	GER-JR	6	4	3	7	31	--	--	--	--	--	7	5	5	10	27
	EV Landshut	GER-2	42	11	10	21	34	--	--	--	--	--	6	1	0	1	6
	Germany	WHC-17	5	4	3	7	2	--	--	--	--	--	--	--	--	--	--
	Germany	WJ-18	6	1	1	2	4	--	--	--	--	--	--	--	--	--	--
2009-10	EV Landshut	GER-JR	2	1	3	4	0	4	--	--	--	--	3	4	4	8	12
	EV Landshut	GER-2	38	12	9	21	38	--	--	--	--	--	6	0	0	0	2
	Augsburger	GER	4	0	0	0	0	0	--	--	--	--	--	--	--	--	--
	Germany	WJ-18	5	4	2	6	2	8	1	0	0	--	--	--	--	--	--
	DEB	DEB-Pokal U20	--	--	--	--	--	--	--	--	--	--	2	2	0	2	2
2010-11	Windsor	OHL	63	39	29	68	47	4	15	1	--	--	18	11	12	23	10
	Germany	WJC	6	1	0	1	16	5	0	0	0	--	--	--	--	--	--
2011-12	Windsor	OHL	4	1	3	4	6	3	0	0	--	--	--	--	--	--	--
	Niagara	OHL	30	7	18	25	29	17	2	0	--	--	20	6	5	11	14
2012-13	Wilkes-Barre	AHL	11	2	2	4	6	3	0	0	0	10	--	--	--	--	--
	Wheeling	ECHL	2	1	0	1	2	2	0	0	--	5	--	--	--	--	--
2013-14	Wilkes-Barre	AHL	48	8	2	10	22	-4	4	0	3	60	2	0	0	0	2
	Wheeling	ECHL	16	7	7	14	12	10	1	0	--	51	10	6	0	6	6
2014-15	Wilkes-Barre	AHL	72	12	18	30	19	10	4	2	2	132	8	0	2	2	0
2015-16	PITTSBURGH	NHL	42	5	10	15	24	3	0	2	1	52	24	2	3	5	0
	Wilkes-Barre	AHL	23	7	8	15	18	10	1	0	0	39	--	--	--	--	--
2016-17	PITTSBURGH	NHL	57	4	12	16	18	8	0	1	0	49	11	1	1	2	4
PIT/NHL TOTALS			99	9	22	31	42	11	0	3	1	101	35	3	4	7	4

NIGHT TO REMEMBER

The Pens hosted Presidents Trophy-winning Washington in a late-season divisional showdown on March 20, 2016. Of all the firepower in both lineups, Kuhnhackl was the star of the game. He posted 1 goal and 3 points – his 1st career 3-point game. He even earned a game misconduct after coming to the aid of teammate and friend Bryan Rust. He was named the game's No. 1 star that evening.

STICKING AROUND

Earned himself a 2-year, 1-way contract extension with his play during his 1st NHL season in 2015-16. Deal runs through 2017-18.

0 GOAL STREAK
LAST: N/A

3 ASSIST STREAK
LAST: 04.04.17-04.08.17 (3)

3 POINT STREAK
LAST: 04.04.17-04.08.17 (3A)



KRIS LETANG

D

PRONOUNCED leh-TANG, KRIHS

SIGNED Through 2021-22 Season

DOB 4/24/87

BIRTHPLACE Montreal, QC

58

SHOOTS	HT	WT
Right	6-0	201

ACQUIRED
Drafted by Penguins in the 3rd round (62nd overall) of the 2005 NHL Draft.



CAREER YEAR

Enjoyed best season in 2015-16, establishing career highs in goals (16), assists (51), points (67) and average minutes per game (26:56). Those marks paced all Pens blueliners and his .94 points-per-game average ranked 2nd in the entire NHL - behind only Ottawa's Erik Karlsson (1.00). Posted 1.15 points-per-game under head coach Mike Sullivan (15 goals, 53 points in 46

LEADER

Led all NHL defensemen with 16 points (3G-13A) during the 2013 postseason. His career-high playoff point total ranked 1st among all Penguins players.

.80 Letang's average points per game since 2010, the 2nd-best mark among NHL defensemen during that span behind only Ottawa's Erik Karlsson (0.86).

CLUTCH

Helped the Penguins capture the Stanley Cup in 2009 by tying Larry Murphy's single-season franchise record for playoff goals by a defenseman with 5. Helped turn around Pittsburgh's Eastern Conference semifinals series against Washington by scoring the overtime game-winning goal in Game 3 at Mellon Arena.

300

Recorded his 300th career point (assist) on Dec. 26, 2015 at Minnesota. Became just the 3rd defenseman in Pens history to surpass the 300-point plateau.

18

Career postseason goals, the most tallies among blueliners in team playoff history. Scored Stanley Cup-winning goal in Game 6 at San Jose in 2016.

UNFORTUNATE END

Letang's 2016-17 season came to a premature end following neck surgery to repair a herniated disc on April 13, 2017.

INSPIRATIONAL COMEBACK

Finalist for NHL's Bill Masterton Trophy in 2015. Selected by the local media as the Penguins' Masterton nominee for 2 straight seasons after returning from a stroke to post a remarkable, Norris Trophy-caliber season in 2014-15. Was also the team's Masterton nominee in 2014 following his remarkable late-season comeback on April 9, 2014 against Detroit. Suffered a stroke in late January 2014 that kept him out of the lineup for 26 games and he still deals with the effects of the stroke on a daily basis.

5

Assists posted in 1 game on Jan. 27, 2015 vs. Winnipeg. The 5 assists are career highs in assists and points in a single game. Was the only defenseman in the NHL to post a 5-point game in 2014-15.

CAREER HIGHS

2 GOALS IN A GAME
LAST: (7 times), 02.06.16 at FLA

5 ASSISTS IN A GAME
LAST: (1 time), 01.27.15 vs. WPG

5 POINTS IN A GAME
LAST: (1 time), 01.27.15 vs. WPG (5A)

SHOTS ON GOAL

9

LAST: (1 time), 03.28.10 vs. TOR

PENALTY MINUTES

22

LAST: (1 time), 03.15.15 vs. DET



CAREER STATISTICS

YEAR	TEAM	LEAGUE	REGULAR SEASON										PLAYOFFS				
			GP	G	A	PTS	PIM	+/-	PP	SH	GW	S	GP	G	A	PTS	PIM
2004-05	Val d'Or	QMJHL	70	13	19	32	79	-16	5	1	--	--	--	--	--	--	--
	Canada	WJ-18	6	2	2	4	20	--	--	--	--	--	--	--	--	--	--
2005-06	Val d'Or	QMJHL	60	25	43	68	156	4	13	1	2	290	5	1	5	6	20
	Canada	WJC	6	1	2	3	2	5	0	0	1	8	--	--	--	--	--
2006-07	PITTSBURGH	NHL	7	2	0	2	4	-3	2	0	0	8	--	--	--	--	--
	Val d'Or	QMJHL	40	14	38	52	74	19	5	2	4	171	19	12	19	31	48
	Canada	WJC	6	0	6	6	12	4	0	0	0	22	--	--	--	--	--
	Wilkes-Barre	AHL	--	--	--	--	--	--	--	--	--	--	1	0	1	1	2
2007-08	PITTSBURGH	NHL	63	6	11	17	23	-1	1	0	3	68	16	0	2	2	12
	Wilkes-Barre	AHL	10	1	6	7	4	0	0	0	0	18	--	--	--	--	--
2008-09	PITTSBURGH	NHL	74	10	23	33	24	-7	4	1	3	138	23	4	9	13	26
2009-10	PITTSBURGH	NHL	73	3	24	27	51	1	0	0	0	174	13	5	2	7	6
2010-11	PITTSBURGH	NHL	82	8	42	50	101	15	4	0	2	236	7	0	4	4	10
2011-12	PITTSBURGH	NHL	51	10	32	42	34	21	4	1	3	142	6	1	4	5	21
2012-13	PITTSBURGH	NHL	35	5	33	38	8	16	1	0	1	95	15	3	13	16	8
2013-14	PITTSBURGH	NHL	37	11	11	22	16	-8	6	0	1	108	13	2	4	6	14
2014-15	PITTSBURGH	NHL	69	11	43	54	79	12	2	1	1	197	--	--	--	--	--
2015-16	PITTSBURGH	NHL	71	16	51	67	66	9	5	0	2	218	23	3	12	15	22
2016-17	PITTSBURGH	NHL	41	5	29	34	32	2	2	0	2	122	--	--	--	--	--
PIT/NHL TOTALS			603	87	299	386	438	57	31	3	18	1506	116	18	50	68	119

3

GOAL STREAK

LAST: 11.28.14-12.13.14 (4)



8

ASSIST STREAK

LAST: 03.26.16-04.07.16 (10)



8

POINT STREAK

LAST: 03.26.16-04.07.16 (2G-10A)



PRESTIGIOUS COMPANY

Only 3 players chosen in the 3rd round or later in the 2005 NHL Draft have totaled 300-plus points: Florida defenseman Keith Yandle (410), Letang (386) and Letang's teammate Patric Hornqvist (362).

YOUNG GUN

Appeared in back-to-back NHL YoungStars Games in 2008 and '09.

38

During the shortened 2012-13 season, Letang tied for the NHL lead among defensemen with 38 points (5G-33A), finishing as the only defender in the league to average better than a point per game (1.09 avg.). That season Letang finished in 3rd place in Norris Trophy voting.

FAMILY MATTERS

Kris and his wife, Catherine, are the proud parents of a son, Alexander.

ALL-STAR STATUS

Has been named as an NHL Second Team All-Star 2 times in his career (2012-13, '15-16). Played in 3 NHL All-Star Games in 2011, '12 and '16. In '12, he was overwhelmingly voted into the game via fan balloting with 477,960 votes, finishing 2nd overall behind only teammate Sidney Crosby, despite having to be a write-in candidate.

CAPTAIN CANADA

Was the captain of Canada's gold-medal winning squad at the 2007 World Junior Championship. Also won a gold medal with Canada at the '06 WJC.

JUNIOR SENSATION His 3 years of junior hockey with Val d'Or of the Quebec Major Junior Hockey League (QMJHL) was culminated by a final season in 2006-07 that saw him win the Emile "Butch" Bouchard Trophy as the league's top defenseman, the Paul Dumont Trophy as the best personality and the Kevin Lowe Trophy as the top defensive defenseman. Letang was also selected as a QMJHL First-Team All-Star.

51

Assists led the team in 2015-16. He also led the team in assists in 2010-11 (42). He is the only player besides Sidney Crosby, Evgeni Malkin and Phil Kessel to lead team in assists the last 11 years.

BLEU, BLANC ET ROUGE

The Montreal, Quebec native grew up a huge Canadiens fan. Wishes he could have met Montreal's legendary Hall of Fame forward Maurice "Rocket" Richard.

35:14

Career-high minutes logged on March 29, 2016 vs. Buffalo. 2 days earlier he logged 31:45, including a 3:32-minute shift in OT, before setting up the Pens' game-winning overtime goal at NY Rangers. That NY game was the 2nd half of back-to-backs, where Letang skated for 29:52 in Detroit - an average of 32:28 in 3 games in 4 nights.

23

Shootout tallies registered. Only Sidney Crosby (36) has more all-time tallies among Penguins players. Letang also has 13 game-deciding shootout tallies. His 23 shootout goals are the most all-time by an NHL defenseman.

19

Age when he made his NHL debut in 2006, scoring his 1st NHL goal against the NY Rangers' Henrik Lundqvist on Oct. 12, 2006 at Madison Square Garden.



LETTANG

KRIS

NHL ALL-STAR

NOMINEE

NORRIS TROPHY
2013

BILL MASTERTON TROPHY
2014 - 2015

.80 POINTS PER GAME
Since 2010

2ND-BEST Among NHL Defensemen

67

CAREER-HIGH
Point Total
2015.16

19 YEARS-OLD WHEN HE MADE HIS NHL DEBUT



38

POINTS
2012.13
TIED FOR MOST
among NHL D-men

18 CAREER
POST-SEASON
GOALS
Among Defensemen

FRANCHISE RECORD

BEST QMJHL
DEFENSEMAN

EMILE "BUTCH" BOUCHARD TROPHY
2007

3



STANLEY CUP
2009 - 2016
2017

OLLI MAATTA

D

PRONOUNCED MA-TA, OH-lee

SIGNED Through 2021-22 Season

DOB 8/22/94

BIRTHPLACE Jyvaskyla, Finland

3

SHOOTS	HT	WT
Left	6-2	206

ACQUIRED

Drafted by Penguins in the 1st round (22nd overall) of the 2012 NHL Draft.

BRONZE MEDALIST

Helped his native Finland win a bronze medal at the 2014 Winter Olympic Games in Sochi, Russia, tying for 2nd on his team with 3 goals in 6 games. Also represented his country in the 2016 World Cup of Hockey.

TUMOR

Was diagnosed with a cancerous tumor on his neck during the 2014 preseason that required surgical removal. Missed 6 games from Nov. 1-15 after surgery on Nov. 4. The malignant tumor was located in his thyroid gland.

+27

Ranked 1st among Pens defensemen and 3rd among all NHL blueliners with a career-high plus-27 in 2015-16.

MILESTONES

Set 2 career milestones during 2014-15 season. Recorded a career-high 3 points (1G-2A) in season-opener against Anaheim on Oct. 9, his 1st game action since previous playoffs due to extended summer-long rehab following offseason shoulder surgery. Posted career-long 3-game point streak from Oct. 23-28 for 3 total points (1G-2A).

31:57

Career-high playoff minutes played in Game 7 of the Eastern Conference Final against Ottawa.

18

Age when he made his professional debut for the Wilkes-Barre/Scranton Penguins of the American Hockey League in the conference finals of the 2013 Calder Cup playoffs.

7

Became 7th D-man in team history to win team's Rookie of the Year award in 2013-14, joining Dave Burrows, Jim Johnson, Zarley Zalapski, Jim Paek, Kris Letang and Simon Despres.

SWEET 16

In 2011, he became the first 16-year-old since 1998 to suit up for Finland at the World Junior Championship. Played in 3 straight WJCs for Finland from 2011-13, and was an alternate captain in '13.

6

Year contract extension signed on Feb. 26, 2016. The new deal, with an average annual value of \$4.083 million, began in the 2016-17 season and runs through 2021-22.



1st

Scored his 1st NHL goal against Roberto Luongo of the Vancouver Canucks on Oct. 19, 2013 at PPG Paints Arena. His NHL debut came Oct. 3, 2013 against the New Jersey Devils.

29

Points (9G-20A) during the 2013-14 season, ranking 3rd among NHL rookie blueliners. His point total is 4th-most among rookie defenders in franchise history, while his 9 goals rank 2nd behind only Zarley Zalapski (12, 1988-89).



CAREER HIGHS

2 GOALS IN A GAME
LAST: (1 time), 03.06.14 at SJS

3 ASSISTS IN A GAME
LAST: (1 time), 10.09.14 vs. ANA

3 POINTS IN A GAME
LAST: (1 time), 10.09.14 vs. ANA (3A)

SHOTS ON GOAL

6

LAST: (1 time), 12.14.15 vs. WSH

PENALTY MINUTES

4

LAST: (2 times), 01.16.17 vs. WSH

CAREER STATISTICS

YEAR	TEAM	LEAGUE	REGULAR SEASON										PLAYOFFS					
			GP	G	A	PTS	PIM	+/-	PP	SH	GW	S	GP	G	A	PTS	PIM	
2010-11	JYP 2	FIN-2	23	1	5	6	6	--	--	--	--	--	--	--	--	--	--	--
	JYP JR.	FIN-JR.	19	2	6	8	8	--	--	--	--	--	--	--	--	--	--	--
	Finland	WJC	6	0	0	0	0	0	--	--	--	--	--	--	--	--	--	--
2011-12	London	OHL	58	5	27	32	25	25	1	0	--	--	19	6	17	23	2	
	London	M-Cup	4	0	0	0	0	0	--	--	--	--	--	--	--	--	--	
	Finland	WJC	1	0	0	0	0	-2	--	--	--	--	--	--	--	--	--	
2012-13	London	OHL	57	8	30	38	30	9	3	1	--	--	21	4	10	14	8	
	London	M-Cup	5	0	2	2	0	--	--	--	--	--	--	--	--	--	--	
	Finland	WJC	5	1	2	3	2	0	0	0	0	8	--	--	--	--	--	
	Wilkes-Barre	AHL	--	--	--	--	--	--	--	--	--	--	3	0	0	0	0	
2013-14	PITTSBURGH	NHL	78	9	20	29	14	8	3	1	1	119	13	0	4	4	0	
	Finland	Olympics	6	3	2	5	0	1	1	0	0	13	--	--	--	--	--	
2014-15	PITTSBURGH	NHL	20	1	8	9	10	1	0	0	0	27	--	--	--	--	--	
2015-16	PITTSBURGH	NHL	67	6	13	19	22	27	0	0	2	95	18	0	7	7	4	
2016-17	PITTSBURGH	NHL	55	1	6	7	12	17	0	0	0	66	25	2	6	8	12	
	Finland	WCH	3	0	0	0	-1	0	0	0	0	4	--	--	--	--	--	
PIT/NHL TOTALS			220	17	47	64	58	53	3	1	3	307	56	2	17	19	16	

RARE FEAT

Became just the 2nd defenseman in franchise history (George Konik, Jan. 31, 1968) to score on a penalty shot (shorthanded) when he converted against the Minnesota Wild's Niklas Backstrom on Dec. 19, 2013. Maatta's goal was part of a 2-point (1G-1A) night and it came with his mother in attendance.

PLAYOFF LAMP

Scored 1st career NHL playoff goal in critical Game 4 victory at Ottawa in Eastern Conference Final in 2017. Followed that with another goal (game-winner) in a Game 5 win for Pittsburgh.

2

GOAL STREAK

LAST: 12.05.15-12.06.15 (2)



2

ASSIST STREAK

LAST: 12.31.16-01.08.17(2)



3

POINT STREAK

LAST: 01.12.16-01.17.16 (1G-2A)



EVGENI MALKIN

C

PRONOUNCED MAHL-kihn, ehv-GEH-nee

SIGNED Through 2021-22 Season

DOB 7/31/86

BIRTHPLACE Magnitogorsk, Russia

71

SHOOTS	HT	WT
Left	6-3	195

ACQUIRED

Drafted by Penguins in the 1st round (2nd overall) of the 2004 NHL Draft.



FIRST

Has been named NHL First-Team All-Star 3 times during his career - in 2007-08, '08-09 and '11-12.

800

Career NHL point recorded on Dec. 27, 2016 at New Jersey, becoming the 4th Pens player in team history to accomplish the feat (Mario Lemieux, Jaromir Jagr, Sidney Crosby).

2 Times he's led the NHL in scoring during the Stanley Cup playoffs (36 points in 2009; 28 in 2017).

19

Points recorded at the 2012 World Championship, establishing a Team Russia WC scoring record. He finished with 11 goals and 8 assists, earning him tournament MVP and Top Forward honors, with Russia taking home the gold medal. Represented Russia at the 2016 World Cup of Hockey.

"THE GENO"

Perhaps his finest NHL moment came in Game 2 of the 2009 Eastern Conference Final against the Carolina Hurricanes when he recorded his 1st career playoff hat trick and added an assist. His hat trick marker came on a faceoff play dubbed "The Geno" in which he won the draw forward in the offensive zone, carried the puck behind the net and scored on a spinning, backhand shot.

3 Stanley Cups in his career, tied for most-ever by a Russian-born player (Igor Larionov, Sergei

Fedorov, Sergei Brylin). Has won 2 NHL scoring titles (Art Ross), 1 NHL MVP (Hart), 1 Ted Lindsay and NHL Rookie of the Year (Calder).

157

Only Mario Lemieux (172 points) and current teammate Sidney Crosby (164) have amassed more playoff points in franchise history than Malkin's 157 (58G-99A).

ELITE COMPANY

In 2009, he won both the regular season and playoff scoring titles, allowing him to join Mario Lemieux, Wayne Gretzky, Guy Lafleur and Phil Esposito as the only NHL players to do so since the 1967 NHL Expansion.

1ST GAME, 1ST GOAL

Beat future Hall of Fame goaltender Martin Brodeur for 1st NHL goal in his 1st game on Oct. 18, 2006 against New Jersey at Mellon Arena. Malkin went on to tally in his first 6 NHL games (7 goals total), becoming the first player in 89 years to accomplish that feat.

FATHER FIGURE

Lived with fellow Russian Sergei Gonchar and his family during his first 2 years in the NHL. When Malkin won the Hart Trophy in 2012, he dedicated the award to Gonchar.

CAREER HIGHS

3 GOALS IN A GAME
LAST: (11 times), 01.16.17 vs. WSH

5 ASSISTS IN A GAME
LAST: (1 time), 01.20.07 vs. TOR

5 POINTS IN A GAME
LAST: (7 times), 03.20.12 vs. WPG (2G-3A)

SHOTS ON GOAL

12

LAST: (3 times), 11.12.11 at CAR

PENALTY MINUTES

16

LAST: (1 time), 12.02.14 vs. NJD



CAREER STATISTICS

YEAR	TEAM	LEAGUE	REGULAR SEASON										PLAYOFFS				
			GP	G	A	PTS	PIM	+/-	PP	SH	GW	S	GP	G	A	PTS	PIM
2002-03	Russia	WJ-18	6	5	4	9	2	11	0	0	1	18	--	--	--	--	--
2003-04	Magnitogorsk	RUS	34	3	9	12	12	11	--	--	--	--	--	--	--	--	
	Russia	WJC	6	1	4	5	0	2	0	0	1	9	--	--	--	--	
	Russia	WJ-18	6	4	4	8	31	4	1	0	0	4	--	--	--	--	
2004-05	Magnitogorsk	RUS	52	12	20	32	24	21	--	--	--	--	5	0	4	4	0
	Russia	WC	9	0	4	4	8	6	0	0	0	14	--	--	--	--	
	Russia	WJC	6	3	7	10	16	0	1	0	0	22	--	--	--	--	
2005-06	Magnitogorsk	RUS	46	21	26	47	46	28	--	--	--	--	11	5	10	15	41
	Russia	Olympics	7	2	4	6	31	5	0	1	0	17	--	--	--	--	
	Russia	WC	7	3	6	9	6	7	0	1	0	20	--	--	--	--	
	Russia	WJC	6	4	6	10	12	5	3	0	1	26	--	--	--	--	
2006-07	PITTSBURGH	NHL	78	33	52	85	80	2	16	0	6	242	5	0	4	4	8
	Russia	WC	9	5	5	10	6	5	2	0	0	33	--	--	--	--	
2007-08	PITTSBURGH	NHL	82	47	59	106	78	16	17	0	5	272	20	10	12	22	24
2008-09	PITTSBURGH	NHL	82	35	78*	113*	80	17	14	2	4	290	24	14	22*	36*	51
2009-10	PITTSBURGH	NHL	67	28	49	77	100	-6	13	2	7	268	13	5	6	11	6
	Russia	Olympics	4	3	3	6	0	0	2	0	1	17	--	--	--	--	
	Russia	WC	5	5	2	7	10	--	--	--	--	--	--	--	--		
2010-11	PITTSBURGH	NHL	43	15	22	37	18	-4	5	0	3	182	--	--	--	--	
2011-12	PITTSBURGH	NHL	75	50	59	109*	70	18	12	0	9	339*	6	3	5	8	6
	Russia	WC	10	11	8	19	4	16	5	0	2	47	--	--	--	--	
2012-13	PITTSBURGH	NHL	31	9	24	33	36	5	4	0	3	99	15	4	12	16	26
	Magnitogorsk	KHL	37	23	42	65	58	23	--	--	--	--	--	--	--		
2013-14	PITTSBURGH	NHL	60	23	49	72	62	10	7	0	3	191	13	6	8	14	8
	Russia	Olympics	5	1	2	3	2	2	0	0	0	20	--	--	--	--	
	Russia	WC	4	2	1	3	2	0	2	0	1	9	--	--	--	--	
2014-15	PITTSBURGH	NHL	69	28	42	70	60	-2	9	0	4	212	5	0	0	0	0
	Russia	WC	9	5	5	10	8	8	1	0	1	17	--	--	--	--	
2015-16	PITTSBURGH	NHL	57	27	31	58	65	1	11	0	6	162	23	6	12	18	18
2016-17	PITTSBURGH	NHL	62	33	39	72	77	18	11	0	6	191	25	10	18	28*	53*
	Russia	WCH	4	1	2	3	4	2	0	0	0	6	--	--	--	--	
PIT/NHL TOTALS			706	328	504	832	726	75	119	4	56	2448	149	58	99	157	200

*NHL LEADER

HAT TRICKS



x11

LAST: 01.16.17 vs. WSH (3G)

6

GOAL STREAK

LAST: 01.13.12-01.22.12 (9)



13

ASSIST STREAK

LAST: 10.16.08-11.15.08 (21)



15

POINT STREAK

LAST: 01.16.10-03.04.10 (9G-15A)



2009 STANLEY CUP CHAMP

Helped lead the Penguins to the franchise's 3rd Stanley Cup in 2009. Was awarded the Conn Smythe Trophy as playoff MVP after posting a league-leading 36 points (14G-22A). Was the 4th-youngest Conn Smythe winner at 22 years, 10 months.

HOMETOWN HERO

Before joining the Penguins, suited up for his hometown team, Magnitogorsk Metallurg, in the Russian Super League/Kontinental Hockey League from 2003-06. He also played for Magnitogorsk during the work stoppage in 2012, finishing 3rd in the KHL scoring race with 65 points (23G-42A) despite playing just 37 games.

THREE-TIME OLYMPIAN

Has represented his native Russia in 3 Winter Olympic Games: 2006, '10 and '14. The '14 Games were held in Sochi, Russia.

254

Consecutive games played beginning with his NHL debut on Oct. 18, 2006 and running until he missed a game vs. Columbus on Oct. 30, 2009. His streak is the 5th-longest in team history.

11

Began 2014-15 season with an 11-game scoring streak totaling 17 points (6G-11A).

3

Helped the Penguins eliminate the Columbus Blue Jackets in the 2014 First Round by notching his 2nd career postseason hat trick in Game 6 at Nationwide Arena. By doing so, Malkin joined Sidney Crosby and Mario Lemieux as the only skaters in team history with multiple playoff hat tricks.

DID YOU KNOW?

Evgeni is a huge sports fan. In addition to being an avid soccer and billiards player, he enjoys watching tennis, NBA basketball and the Pittsburgh Steelers. He's been spotted at Steelers games wearing Troy Polamalu's No. 43 jersey.

13

His 13-game assist streak (21 total) from Oct. 16-Nov. 15, 2008 is the 3rd-longest in team history.

SOCIAL MEDIA MOGUL

Is one of the biggest sports stars on social media, thanks to a Twitter account that boasts over 1.5 million followers and an Instagram account with over 500 thousand followers as of September, 2017. Some of Malkin's most-popular Instagram photos are him catching large fish, swimming with whale sharks, candid shots of him alongside Sidney Crosby and with his family.

414

Number of points Malkin has registered since the beginning of the 2011-12 season, 7th-most in the NHL during that span. Malkin has 170 goals and 244 assists during the past 6 seasons.

CELEB STATUS

Evgeni isn't the only member of the Malkin family who owns celebrity status in Pittsburgh. His parents, Vladimir and Natalia, are scoreboard sensations at PPG Paints Arena and fan favorites whenever they come to visit Evgeni during the season.

LET'S GO STREAKING

Has run off 15-game point streaks twice in his career, most recently from Jan. 16 to March 4, 2010 (9G-14A). He also had a 15-game streak between Oct. 23 and Nov. 22, 2007 (7G-15A).

SPLIT MILESTONE


Recorded his 200th NHL point when he collected an assist on Sidney Crosby's 100th NHL goal on Oct. 18, 2008 against Toronto at Mellon Arena. The milestone puck was later split in half for both players to share.

INTERNATIONAL PLAY

Played for Russia in 6 World Championships, 3 World Junior Championships and 2 World Under-18 Championships. He won gold medals with Russia at the '12 and '14 World Championships. He was the MVP and Top Forward at the '06 WJC and was named to the World Championship All-Tournament Team in '07, '10 and '12. Played for Russia at the 2016 World Cup of Hockey.

STAR OF THE MONTH

Led all NHL players in November 2013 with 21 assists and 25 points. His 21 assists were the most for a player in a single month since Wayne Gretzky also had 21 in January 1996.



MAILKIN

EVGENI



NHL ALL-STAR


- 2008
- 2009
- 2012

3 Time Team MVP

DRAFTED NO. **2** OVERALL IN 2004

50 GOAL SEASON

2012



GREG MCKEGG

C

PRONOUNCED muh-KEHG, GREHG

SIGNED Through 2017-18 Season

DOB 6/17/92 **BIRTHPLACE** St. Thomas, ON

33

SHOOTS	HT	WT
Left	6-0	191

ACQUIRED
Signed as an unrestricted free agent on July 1, 2017.

PRO SET

Has played 5-plus seasons of pro hockey in the NHL (Toronto, Florida, Tampa Bay) and the AHL (Toronto, Portland, Springfield).

244

Career AHL games played entering the 2017-18 season. Totaled 135 points (62G-73A), including a career-high 47 (19G-28A) in 2013-14 in 65 contests.

OLD MATES

Was teammates with fellow Penguin Olli Maatta and Jarred Tinordi in the Ontario Hockey League with London in 2011-12.

CAPTAIN

Served as team captain for 2 seasons with Erie of the Ontario Hockey League in 2010-11 and '11-12.

62nd

Overall selection (2nd round) of the 2010 NHL Draft by Toronto.

49

Goals scored in 2010-11 with Erie of the Ontario Hockey League, tied for 3rd-most in the league. His 92 points that season ranked 8th in the OHL.

OTTER-KNIGHT

Played 4 seasons of junior hockey in the Ontario Hockey League from 2008-12 with Erie and London. Totaled 125 goals, 145 points and 270 points. Added 22 points (12G-10A) in 31 OHL postseason contests. Played in the 2009-10 OHL All-Star Classic.

CAREER HIGHS

1	GOALS IN A GAME LAST: (5 times), 01.18.17 at EDM	>
1	ASSISTS IN A GAME LAST: (4 times), 03.27.17 vs. CHI	>
1	POINTS IN A GAME LAST: (9 times), 03.27.17 vs. CHI (1A)	>

SHOTS ON GOAL

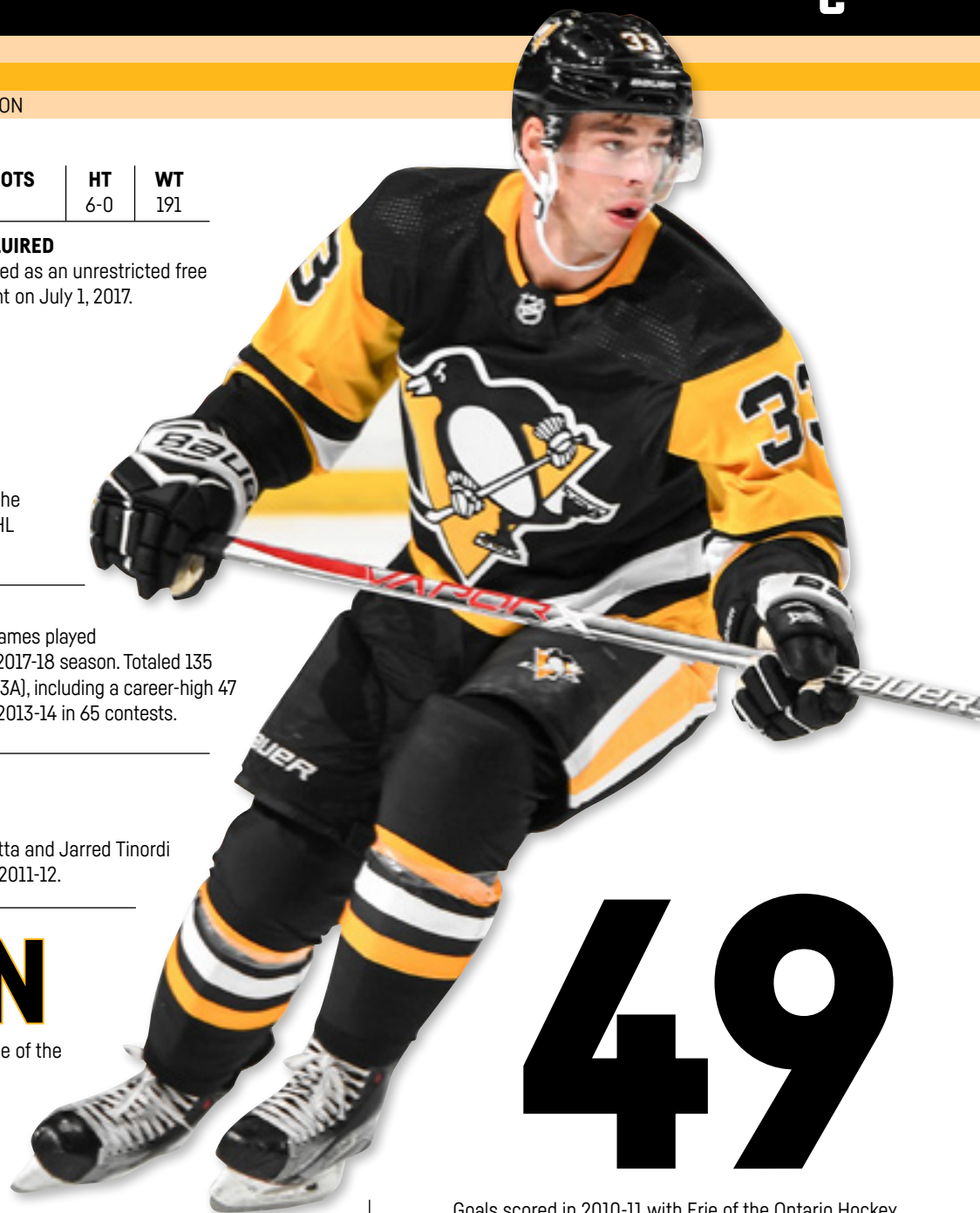
3

LAST: (3 times), 01.06.17 vs. NSH

PENALTY MINUTES

5

LAST: (2 times), 03.24.17 at DET



CAREER STATISTICS

YEAR	TEAM	LEAGUE	REGULAR SEASON										PLAYOFFS				
			GP	G	A	PTS	PIM	+/-	PP	SH	GW	S	GP	G	A	PTS	PIM
2008-09	Erie	OHL	64	8	10	18	22	-13	0	0	1	--	5	2	1	3	4
2009-10	Erie	OHL	67	37	48	85	32	18	16	2	6	--	4	2	1	3	0
2010-11	Erie	OHL	66	49	43	92	35	20	17	3	9	--	7	4	1	5	12
	Toronto	AHL	2	1	0	1	0	-1	1	0	--	4	--	--	--	--	--
2011-12	Erie	OHL	35	12	22	34	32	-39	7	0	0	--	--	--	--	--	--
	London	OHL	30	19	22	41	22	5	8	0	2	--	15	4	7	11	2
2012-13	Toronto	AHL	61	8	15	23	22	4	2	0	--	68	9	3	3	6	10
2013-14	Toronto	NHL	1	0	0	0	0	0	0	0	0	1	--	--	--	--	--
	Toronto	AHL	65	19	28	47	31	0	7	0	--	118	14	3	3	6	10
2014-15	Toronto	NHL	3	0	0	0	0	0	0	0	0	3	--	--	--	--	--
	Toronto	AHL	62	22	15	37	39	9	4	1	--	126	5	2	0	2	12
2015-16	Florida	NHL	15	2	0	2	2	1	0	0	0	14	1	0	0	0	2
	Portland	AHL	47	10	13	23	22	1	1	1	--	84	3	1	0	1	2
2016-17	Florida	NHL	31	3	3	6	11	-5	0	0	0	28	--	--	--	--	--
	Tampa Bay	NHL	15	0	1	1	11	2	0	0	0	8	--	--	--	--	--
	Springfield	AHL	7	2	2	4	2	-4	0	0	--	9	--	--	--	--	--
NHL TOTALS			65	5	4	9	24	-2	0	0	0	52	1	0	0	0	2

2

GOAL STREAK

LAST: 01.04.17-01.06.17 (2)



0

ASSIST STREAK

LAST: N/A

2

POINT STREAK

LAST: 01.04.17-01.06.17 (2A)



MATT MURRAY

G

PRONOUNCED MUHR-ee, MAT

SIGNED Through 2019-20 Season

DOB 5/25/94

BIRTHPLACE Thunder Bay, ON

30

CATCH	HT	WT
Left	6-4	178

ACQUIRED
Drafted by Penguins in the 3rd round (83rd)



15

Playoff wins in 2016. Tied for most ever in NHL history for a rookie goaltender, joining Patrick Roy, Cam Ward and Ron Hextall.

32

Wins posted during rookie campaign in 2016-17, a new franchise record for wins by a rookie goaltender (24, Gary Inness, 1974-75). Won team's Rookie of the Year and Named to NHL All-Rookie Team.

4th

Rookie goaltender in NHL history to lead his team to the Stanley Cup title, joining Ken Dryden, Patrick Roy and Cam Ward. Is only 2nd rookie goalie in NHL history to start in multiple Stanley Cup Finals (2016, '17; Jacques Plante, 3, 1953-55).

PRIME TIME

Made NHL postseason debut in 2016 First Round vs. NY Rangers. Led Pens to 3 straight wins and series victory. Hit several milestones in the run, including 1st career playoff game, win and shutout. Became 1st Pens rookie goalie to post a playoff shutout and youngest goaltender in team history to start a playoff game (21 years, 330 days) in Game 3 at Madison Square Garden.



2nd

Rookie in past 20 years to win AHL Goaltender of Year in 2015.

12

Shutouts in 2014-15, most ever by a rookie AHL netminder.

33

Wins in his first 50 NHL appearances, the 2nd-most in the NHL since 1967. Also notched 30 wins in his first 44 games to become the 4th-fastest ever to reach 30 (games played include 2015-16 and '16-17 seasons).

WORLDWIDE

Played for Team North America in the 2016 World Cup of Hockey. The team was comprised of the best American and Canadian players under the age of 23.

CAREER HIGHS

SHOTS FACED

45

LAST: 01.22.17 vs. BOS

SAVES

44

LAST: 01.22.17 vs. BOS

SHUTOUTS

5

LAST: 03.11.17 at VAN (27)

CAREER STATISTICS

YEAR	TEAM	LEAGUE	REGULAR SEASON									PLAYOFFS						
			GP	W	L	OTL	MIN	GA	SO	GAA	SV%	GP	W-L	MIN	GA	SO	GAA	SV%
2010-11	Sault Ste Marie	OHL	28	8	11	3	1377	87	1	3.79	.887	--	--	--	--	--	--	--
2011-12	Sault Ste Marie	OHL	36	13	19	1	1912	130	0	4.08	.876	--	--	--	--	--	--	--
	Canada	WJ-18	7	4	3	0	420	19	0	2.72	.910	--	--	--	--	--	--	--
2012-13	Sault Ste Marie	OHL	53	26	19	4	2910	178	2	3.67	.894	6	2-4	381	17	1	2.67	.910
2013-14	Sault Ste Marie	OHL	49	32	11	1	2984	128	6	2.57	.921	9	4-3	547	24	1	2.63	.915
	Wilkes-Barre	AHL	1	0	1	0	60	2	0	2.00	.920	1	0-0	20	0	0	.00	1.00
2014-15	Wilkes-Barre	AHL	40	25	10	3	2321	61	12+	1.58+	.941	8	4-4	456	18	1	2.37	.923
2015-16	PITTSBURGH	NHL	13	9	2	1	749	25	1	2.00	.930	21	15*-6	1267	44	1	2.08	.923
2016-17	Wilkes-Barre	AHL	31	20	9	1	1827	64	4	2.10	.931	--	--	--	--	--	--	--
	PITTSBURGH	NHL	49	32	10	4	2766	111	4	2.41	.923	11	7-3	669	19	3*	1.70*	.937*
	N. America	WCH	2	1	1	0	95	5	0	3.16	.886	--	--	--	--	--	--	--
PIT/NHL TOTALS			62	41	12	5	3515	136	5	2.32	.925	32	22-9	1937	63	4	1.95	.928

*NHL LEADER +AHL LEADER

NEXT LEVEL

Became 1st rookie goaltender to earn playoff series win against the Presidents' Trophy-winning team (Washington Capitals, Second Round, 2016) since Calgary's Mike Vernon against Edmonton in 1986. Also became 3rd goalie in NHL expansion era to reach double digits in postseason wins before regular-season wins (Ken Dryden, 1971; Vernon, 1986).

24

Saves against the NY Islanders on April 2, 2016 to record his 1st NHL shutout. Recorded 1st NHL win Dec. 21, 2015 vs. Columbus, and made NHL debut Dec. 19, 2015 vs. Carolina.

304:11

AHL-record shutout sequence set from Feb. 8 to March 8, 2015 – a calendar month. The longest streak in the AHL's 80-year history.

SHINE BRIGHT

Named First-Team AHL All-Star and won Harry "Hap" Holmes Memorial Award (with Jeff Zatkoff) for team that boasted the fewest GAA in the AHL in 2014-15.

ALL-STAR

Twice named an American Hockey League All-Star. He was a Second-Team All-Star in 2015-16 despite playing only half the season with WBS. He was a First Team All-Star in 2014-15.

RECORD YEAR

Made his pro debut with Wilkes-Barre/Scranton of the American Hockey League in 2014-15, and he rewrote nearly every record book along the way. Was named AHL Goaltender of the Year and Rookie of the Year after leading the league in shutouts (12), save percentage (.941) and goals-against average (1.58), and setting a new league record for consecutive shutout streak (304:11 minutes).

WIN
STREAK

7

03.06.16 – 04.07.16

SHUTOUT
STREAK

112:05

03.29.16 – 04.03.16

ANTTI NIEMI

G

PRONOUNCED nee-YEH-mee, AN-tee

SIGNED Through 2017-18 Season

DOB 8/29/83 **BIRTHPLACE** Vantaa, Finland

31

CATCH	HT	WT
Left	6-2	215

ACQUIRED
Signed as an unrestricted free agent on July 1, 2017.



CHAMPION

Led Chicago to 2010 Stanley Cup title, the franchise's 1st championship since 1961, in his 1st full NHL season.

ROOKIE RUN

Made the jump to the NHL in 2009-10 at the age of 26, appearing in 39 regular-season games for Chicago. Took over as team's starter during the postseason and led club to a Stanley Cup championship. Would have set several NHL rookie records, including most postseason wins (16), but was not given rookie designation due to his age.

400+

NHL games played in his career (423), including over 200 career wins. Possesses a career 227-125-51 mark entering the 2017-18 season (.627 winning percentage). Has appeared in 67 career postseason games, boasting a 36-29 record (.554).

16

Playoff victories in 2010 to lead Chicago to a Stanley Cup championship during his 1st full season in the NHL.

FIN

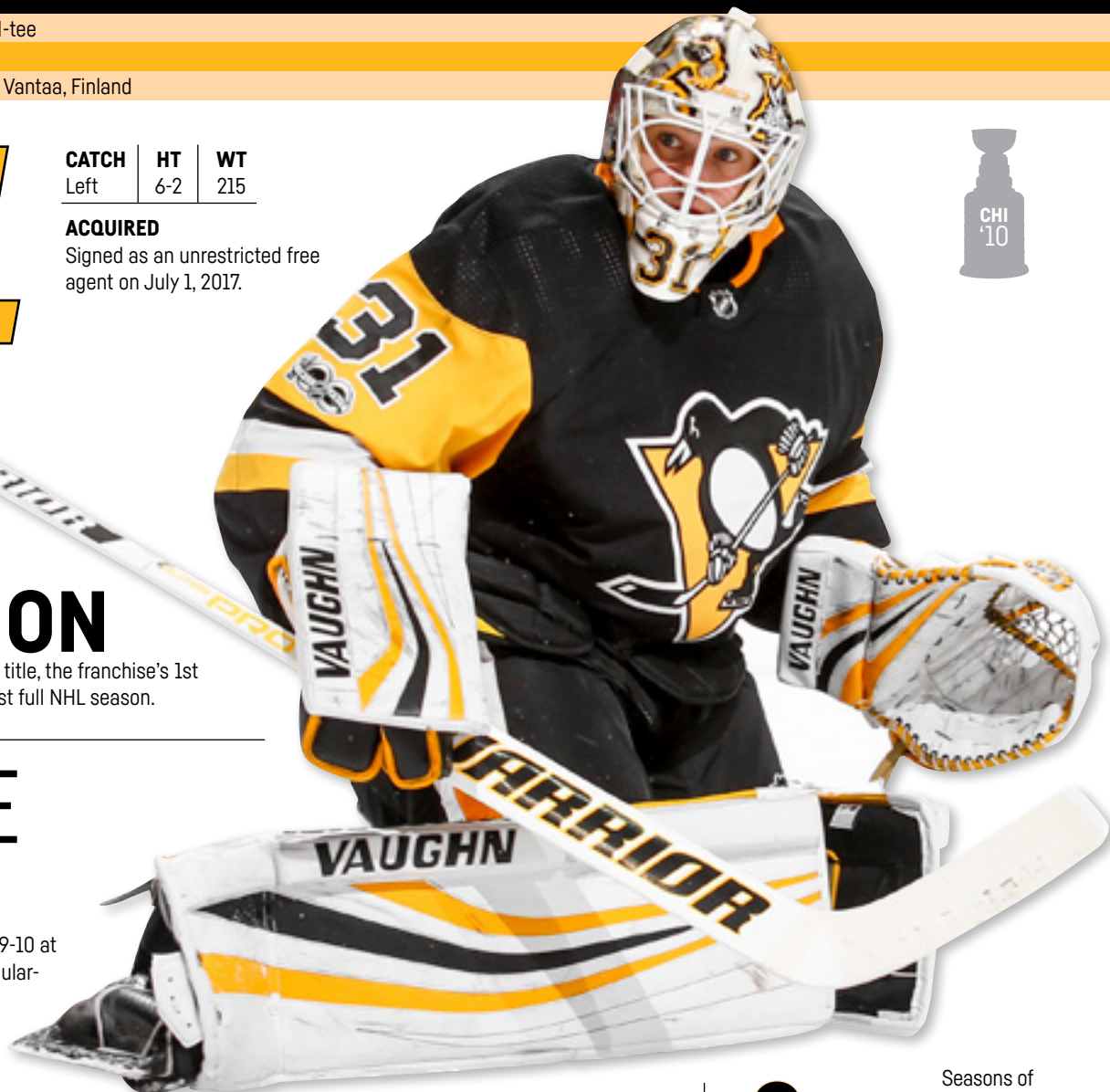
Played 3 seasons of pro hockey with Lahti of the Finnish League from 2005-08 before making the jump to the NHL. Also played for Lahti during the 2012-13 NHL work stoppage. Played junior hockey with Kiekko-Vantaa from 2000-05.

8+

Seasons of NHL experience with Chicago, San Jose and Dallas.

COMPANY

Since the 2009-10 seasons, his 1st in the NHL, Niemi ranks 5th in total victories (227), 7th in games played (423) and 8th in starts (404) despite splitting duties with Kari Lehtonen in Dallas for the past 2 seasons.



CAREER HIGHS

SHOTS FACED

47

LAST: 01.03.11 vs. VAN

SAVES

43

LAST: (2 times) 10.30.14 at MIN

SHUTOUTS

35

LAST: 12.22.15 vs. CHI (20)

CAREER STATISTICS

YEAR	TEAM	LEAGUE	REGULAR SEASON									PLAYOFFS						
			GP	W	L	OTL	MIN	GA	SO	GAA	SV%	GP	W-L	MIN	GA	SO	GAA	SV%
2000-01	Kiekko-Vantaa	FIN-Jr.	4	--	--	--	--	--	--	--	--	--	--	--	--	--	--	--
2001-02	Kiekko-Vantaa	FIN-2	24	--	--	--	--	--	--	--	--	--	3	--	--	--	--	--
2002-03	Kiekko-Vantaa	FIN-Jr.	19	--	--	--	1095	58	2	3.18	--	--	--	--	--	--	--	
2003-04	Kiekko-Vantaa	FIN-2	19	--	--	--	1048	47	1	2.69	--	3	--	187	13	0	4.17	
2004-05	Kiekko-Vantaa	FIN-2	38	--	--	--	2261	95	1	2.52	--	3	--	187	13	0	4.17	
2005-06	Lahti	FIN	40	12	17	8	2263	103	3	2.73	.916	--	--	--	--	--	--	
2006-07	Lahti	FIN	48	18	21	7	2780	119	3	2.57	--	6	2-4	371	9	1	1.46	
2007-08	Lahti	FIN	49	26	14	6	2778	109	4	2.35	--	6	2-3	327	21	0	3.85	
2008-09	Chicago	NHL	3	1	1	1	141	8	0	3.40	.864	--	--	--	--	--	--	
	Rockford	AHL	38	18	14	3	2095	85	2	2.43	.910	--	--	--	--	--	--	
2009-10	Chicago	NHL	39	26	7	4	2190	82	7	2.25	.912	22	16-6	1322	58	2	2.63	
2010-11	San Jose	NHL	60	35	18	6	3524	140	6	2.38	.920	18	8-9	1044	56	0	3.22	
2011-12	San Jose	NHL	68	34	22	9	3936	159	6	2.42	.915	5	1-4	318	13	0	2.45	
2012-13	San Jose	NHL	43	24	12	6	2581	93	4	2.16	.924	11	7-4	673	21	0	1.87	
	Lahti	SM-liiga	10	3	5	2	597	31	0	3.11	--	--	--	--	--	--	--	
2013-14	San Jose	NHL	64	39	17	7	3740	149	4	2.39	.913	6	3-3	305	19	0	3.74	
	Finland	Olympics	--	--	--	--	--	--	--	--	--	--	--	--	--	--	--	
2014-15	San Jose	NHL	61	31	23	7	3588	155	5	2.59	.914	--	--	--	--	--	--	
2015-16	Dallas	NHL	48	25	13	7	2654	118	3	2.67	.905	5	1-3	237	13	0	3.29	
2016-17	Dallas	NHL	37	12	12	4	1729	95	0	3.30	.892	--	--	--	--	--	--	
NHL TOTALS			423	227	125	51	24083	999	35	2.49	.913	67	36-29	3899	180	2	2.77	.905

4

30-win seasons on his resume. Recorded a career-high 39 wins in 2013-14 with San Jose.

BRONZE

Won a bronze medal during the 2014 Winter Olympic Games in Sochi, Russia with Team Finland. Teammate of current Pens defenseman Olli Maatta.

WIN
STREAK

8

02.15.11 - 03.03.11

SHUTOUT
STREAK

148:33

01.21.12 - 02.04.12

DERRICK POULIOT

D

PRONOUNCED POO-lee-ot, DAIR-ihk

SIGNED Through 2017-18 Season

DOB 1/16/94

BIRTHPLACE Estevan, SK

51

SHOOTS	HT	WT
Left	6-0	208

ACQUIRED

Drafted by Penguins in the 1st round (8th overall) of the 2012 NHL Draft.



GREAT DEBUT

Made his NHL debut Dec. 20, 2014 vs. Florida and scored his 1st goal on his 1st shot in the contest. Became 1st Penguins player to score in NHL debut on 1st shot since Brian Gibbons (Nov. 18, 2013 vs. Anaheim).

8th

Overall pick in the 2012 NHL Draft, which took place in Pittsburgh at PPG Paints Arena. Pens also selected teammate Olli Maatta

(22nd) in 1st round that year.

ALL★STAR

Named to his 1st American Hockey League All-Star Classic in 2015 during his 1st season playing pro hockey with Wilkes-Barre/Scranton. Made the team again in 2016.

DEVELOPMENT

Played parts of 3 seasons with Wilkes-Barre/Scranton of the American Hockey League from 2014-17. Posted 70 points (20G-50A) in 114 career AHL games. Finished 2nd among WBS defensemen in scoring in 2014-15 with 24 points (7G-17A) despite playing in only 31 games.

FIRST TASTE

Appeared in his 1st career NHL postseason game in Game 3 against Washington in Second Round series in 2016. Posted 3 shots, plus-2 and logged 12:10 minutes of ice time.

HONORS

Named Canadian Hockey League (CHL) and Western Hockey League (WHL) Defenseman of the Year following his 2013-14 season. Also named to WHL First-Team All-Star squad. Posted 70 points (17G-53A) and a plus-40 in 58 games on the season.

WINTER HAWK

Played 4-plus seasons with Portland of the Western Hockey League from 2010-14. Was selected 1st overall in WHL Bantam Draft in 2009. Helped lead team to 4-straight WHL Finals and a championship in 2013. Totaled 205 career points (42G-163A) in 247 games with Winterhawks.

PATRIOT

Won gold medal with Canada at 2011 Ivan Hlinka Tournament. Also represented his country in the 2012 and '13 Subway Super Series and with Team West at the 2010 World Under-17 Challenge. Named tournament All-Star for WU-17.



27

Career-high playoff assists with Portland in 2014 postseason. His 27 helpers were the most in the WHL, while his 32 points ranked 2nd.

CAREER HIGHS

- 1** GOALS IN A GAME
LAST: (2 times), 03.01.15 vs. CBJ
- 2** ASSISTS IN A GAME
LAST: (1 time), 02.27.16 vs. WPG
- 2** POINTS IN A GAME
LAST: (1 time), 02.27.16 vs. WPG (2A)

SHOTS ON GOAL

6

LAST: (1 time), 03.01.15 vs. CBJ

PENALTY MINUTES

2

LAST: (3 times), 02.29.16 vs. ARI

CAREER STATISTICS

YEAR	TEAM	LEAGUE	REGULAR SEASON										PLAYOFFS				
			GP	G	A	PTS	PIM	+/-	PP	SH	GW	S	GP	G	A	PTS	PIM
2008-09	Weyburn	SJHL	26	25	38	63	24	--	--	--	--	--	5	5	1	6	--
	Moose Jaw	SMHL	5	1	1	2	0	--	--	--	--	--	--	--	--	--	--
2009-10	Moose Jaw	SMHL	43	14	29	43	38	--	--	--	--	--	4	0	2	2	4
	Portland	WHL	7	0	1	1	0	0	0	0	--	--	--	--	--	--	--
2010-11	Portland	WHL	66	5	25	30	38	13	1	0	--	--	21	1	3	4	16
	Canada West	WHL-17	5	0	3	3	2	--	--	--	--	--	--	--	--	--	--
2011-12	Portland	WHL	72	11	48	59	79	15	6	0	--	--	22	3	14	17	18
2012-13	Portland	WHL	44	9	36	45	60	35	2	0	--	--	21	4	16	20	12
	Portland	M-Cup	5	2	5	7	10	-4	1	0	--	--	--	--	--	--	--
	Wilkes-Barre	AHL	--	--	--	--	--	--	--	--	--	--	1	0	0	0	0
2013-14	Portland	WHL	58	17	53	70	74	40	10	0	--	--	21	5	27	32	13
	Canada	WJC	7	1	4	5	8	2	0	0	0	22	--	--	--	--	--
2014-15	PITTSBURGH	NHL	34	2	5	7	4	-11	1	0	2	56	--	--	--	--	--
	Wilkes-Barre	AHL	31	7	17	24	20	2	4	0	1	60	6	1	2	3	2
2015-16	PITTSBURGH	NHL	22	0	7	7	2	4	0	0	0	25	2	0	0	0	2
	Wilkes-Barre	AHL	37	6	17	23	26	15	4	0	2	65	--	--	--	--	--
2016-17	PITTSBURGH	NHL	11	0	0	0	4	-4	0	0	0	11	--	--	--	--	--
	Wilkes-Barre	AHL	46	7	16	23	26	15	3	0	1	103	5	1	1	2	2
PIT/NHL TOTALS			67	2	12	14	10	-11	1	0	2	92	2	0	0	0	2

0 GOAL STREAK
LAST: N/A

2 ASSIST STREAK
LAST: 03.28.15-03.29.15 (2)

2 POINT STREAK
LAST: 03.28.15-03.29.15 (2A)



RYAN REAVES

RW

PRONOUNCED REEVES, RIGH-uhn

SIGNED Through 2017-18 Season

DOB 1/20/87 **BIRTHPLACE** Winnipeg, MB

75

SHOOTS Right	HT 6-1	WT 225
------------------------	------------------	------------------

ACQUIRED
From St. Louis with 2017 2nd-round pick for Oskar Sundqvist and 2017 1st-round pick on June 23, 2017.

WELCOME

"We're very excited to add Ryan to our organization. He will be a regular in our top-12, and will add both size and physical presence."
- Penguins general manager Jim Rutherford.

126

Penalty minutes recorded in the 2013-14 season, a career high. Averaged 2 PIMs per game.

CAREER YEAR

Set career highs across the board during the 2016-17 campaign in goals (7), assists (6), points (13) and shots (58) while appearing in 81 games.

10

Ranking in the NHL in hits during the 2016-17 season. Recorded 239 on the year, the 4th straight season he eclipsed the 200-hit plateau.

5th

Round selection (156th overall) in the 2005 NHL Draft by St. Louis. Played his 1st 7 NHL seasons in the Blues organization.

695

Career penalty minutes during his 7 NHL seasons with St. Louis. Has topped the 100-PIM mark on 4 occasions. Posted 78 PIMs in just 28 games (2.8 per game) during his rookie season in 2010-11.

WHEAT KING

Played 3 seasons for Brandon of the Western Hockey League, totaling 79 points (36G-43A) and 246 penalty minutes in 201 career games.



CAREER HIGHS

2	GOALS IN A GAME LAST: (1 time), 04.25.13 vs. CGY	➔
1	ASSISTS IN A GAME LAST: (24 times), 03.05.17 at COL	➔
2	POINTS IN A GAME LAST: (1 time), 04.25.13 vs. CGY (2G)	➔

SHOTS ON GOAL

5

LAST: (1 time), 01.30.15 at CAR

PENALTY MINUTES

22

LAST: (1 time), 02.04.17 vs. PIT

CAREER STATISTICS

YEAR	TEAM	LEAGUE	REGULAR SEASON										PLAYOFFS				
			GP	G	A	PTS	PIM	+/-	PP	SH	GW	S	GP	G	A	PTS	PIM
2004-05	Brandon	WHL	64	7	9	16	79	-5	--	--	--	--	23	2	4	6	43
2005-06	Brandon	WHL	68	14	14	28	91	-3	--	--	--	--	6	0	1	1	8
2006-07	Brandon	WHL	69	15	20	35	76	11	--	--	--	--	11	1	4	5	19
2007-08	Peoria	AHL	31	4	3	7	46	5	0	0	--	18	--	--	--	--	--
	Alaska	ECHL	9	2	0	2	42	6	--	--	--	--	2	0	0	0	22
2008-09	Peoria	AHL	57	8	9	17	130	9	0	1	--	54	4	0	0	0	2
2009-10	Peoria	AHL	76	4	7	11	167	-16	0	0	--	64	--	--	--	--	--
2010-11	St. Louis	NHL	28	2	2	4	78	-1	0	0	1	16	--	--	--	--	--
	Peoria	AHL	50	4	6	10	146	-3	0	0	--	56	--	--	--	--	--
2011-12	St. Louis	NHL	60	3	1	4	124	0	0	0	1	32	2	0	0	0	0
2012-13	St. Louis	NHL	43	4	2	6	79	3	0	0	1	24	6	0	0	0	2
	Orlando	ECHL	13	6	3	9	34	-1	--	--	--	--	--	--	--	--	--
2013-14	St. Louis	NHL	63	2	6	8	126	-1	0	0	0	25	6	0	0	0	6
2014-15	St. Louis	NHL	81	6	6	12	116	-3	0	0	1	55	6	1	0	1	0
2015-16	St. Louis	NHL	64	3	1	4	68	-6	0	0	0	31	5	0	0	0	7
2016-17	St. Louis	NHL	80	7	6	13	104	4	0	0	1	58	11	0	0	0	8
NHL TOTALS			419	27	24	51	695	-4	0	0	5	241	36	1	0	1	23

2

GOAL STREAK

LAST: 04.06.17-04.08.17 (2)



0

ASSIST STREAK

LAST: N/A

2

POINT STREAK

LAST: 04.06.17-04.08.17 (2G)



CARTER ROWNEY

RW

PRONOUNCED ROW-nee, KAHR-tuhr

SIGNED Through 2017-18 Season

DOB 5/10/89 **BIRTHPLACE** Grand Prairie, AB

37

SHOOTS Right	HT 6-2	WT 200
------------------------	------------------	------------------

ACQUIRED

Signed as free agent on March 9, 2016.



DUES PAID

Made his NHL debut at the age of 27 after 8 years of working his way up the system through college hockey, the American Hockey League and ECHL. Earned his 1st NHL contract with the Pens entering the 2016-17 season. Compiled 150 college games, 191 AHL games and 44 ECHL contests before signing.

CONTRACT EARNED

Signed his 1st career NHL contract in the spring of 2016 after a career year with Wilkes-Barre/Scranton of the American Hockey League. Posted 24 goals and 56 points in 74 games in 2015-16. Played 3-plus seasons with WBS, totaling 46 goals and 112 points in 187 games from 2013-17.

FIGHTING HAWK

Played 4 seasons of collegiate hockey at North Dakota of the WCHA. Appeared in 150 games in his collegiate career, totaling 72 points (31G-41A). Helped lead the Fighting Hawks to 3 consecutive WCHA championships from 2010-12. Served as alternate captain during senior campaign in 2012-13.

GRAND PRAIRIE

Led Grand Prairie of the AJHL to a championship in 2009. Named playoff MVP after posting 12 goals and 18 points in 19 games. Also led the Storm in regular-season scoring in 2008-09 with 78 points (35G-43A) in 62 contests.

3

Career high NHL playoff assists/points in Game 5 of Eastern Conference Final against Ottawa in 2017. The 3 assists were also the 1st playoff assists/points in his career.

+23

Team leading plus-minus with Wilkes-Barre/Scranton in 2015-16.

JUMP

Made his NHL debut on Jan. 31, 2017 vs. Nashville at 27 years old. Tallied his 1st career goal and multi-point game (1G-1A) on March 17 vs. New Jersey. His goal held up as the eventual game-winner. Posted his 1st career NHL point (assist) on Feb. 4 at St. Louis. Made his NHL postseason debut in Game 1 of 2017 First Round series vs. Columbus.

CAREER HIGHS

1 GOALS IN A GAME
LAST: (3 times), 04.09.17 at NYR

1 ASSISTS IN A GAME
LAST: (4 times), 04.06.17 at NJD

2 POINTS IN A GAME
LAST: (1 time), 03.17.17 vs. NJD (1G-1A)

SHOTS ON GOAL


3

LAST: (2 times), 03.31.17 at NYR

PENALTY MINUTES

2

LAST: (2 times), 03.26.17 vs. PHI



CAREER STATISTICS

YEAR	TEAM	LEAGUE	REGULAR SEASON										PLAYOFFS				
			GP	G	A	PTS	PIM	+/-	PP	SH	GW	S	GP	G	A	PTS	PIM
2007-08	Grand Prairie	AJHL	52	16	15	31	47	--	--	--	--	--	--	--	--	--	--
2008-09	Grand Prairie	AJHL	62	35	43	78	71	--	--	--	--	--	19	12	6	18	10
2009-10	North Dakota	WCHA	39	1	7	8	23	--	--	--	--	--	--	--	--	--	--
2010-11	North Dakota	WCHA	28	3	2	5	14	--	--	--	--	--	--	--	--	--	--
2011-12	North Dakota	WCHA	42	18	15	33	18	--	--	--	--	--	--	--	--	--	--
2012-13	North Dakota	WCHA	41	10	17	27	10	--	--	--	--	--	--	--	--	--	--
	Abbotsford	AHL	4	1	0	1	0	1	--	--	--	--	--	--	--	--	--
2013-14	Wilkes-Barre	AHL	24	2	2	4	6	-2	0	1	0	23	7	0	2	2	2
	Wheeling	ECHL	39	13	31	44	19	23	1	0	3	81	--	--	--	--	--
2014-15	Wilkes-Barre	AHL	63	10	21	31	31	14	2	1	1	86	8	2	2	4	4
	Wheeling	ECHL	5	1	6	7	2	0	1	0	0	10	--	--	--	--	--
2015-16	Wilkes-Barre	AHL	74	24	32	56	37	23	4	2	5	140	10	4	8	12	6
2016-17	PITTSBURGH	NHL	27	3	4	7	4	2	0	0	1	24	20	0	3	3	4
	Wilkes-Barre	AHL	26	10	11	21	15	6	4	0	2	50	--	--	--	--	--
PIT/NHL TOTALS			27	3	4	7	4	2	0	0	1	24	20	0	3	3	4

0 GOAL STREAK
LAST: N/A

0 ASSIST STREAK
LAST: N/A

3 POINT STREAK
LAST: 04.02.17-04.06.17 [1G-2A]



CHAD RUHWEDEL

D

PRONOUNCED ROO-WEE-dehl, CHAD

SIGNED Through 2018-19 Season

DOB 5/7/90

BIRTHPLACE San Diego, CA

2

SHOOTS	HT	WT
Right	5-11	191

ACQUIRED

Signed as an unrestricted free agent on July 1, 2016.



PLAYOFF

Made his NHL postseason debut as a Penguin in 2017 in Game 6 of the Second Round against Washington.

REUNITED

UMass-Lowell teammate with Penguins' Scott Wilson for 2 years.

LEAP

Made the jump to Pittsburgh in December, 2016 and following January recall remained for the rest of the regular season. Scored his 1st career goal Dec. 23 vs. New Jersey, and posted a career-high 3 assists March 8 at Winnipeg.

RIVER HAWK

Played 3 collegiate seasons at the University of Massachusetts-Lowell from 2010-13, boasting 63 points (15G-48A) in 110 career games.

206

Career American Hockey League games played with Rochester and Wilkes-Barre/Scranton, totaling 28 goals, 78 assists and 106 points.

FALLS

Played 2 years with Sioux Falls of the USHL from 2008-10, serving as captain in both seasons. Named USHL All-Star in '09-10.

HONORS

In final college season in 2012-13 was named NCAA First-Team All-American, First-Team All-Hockey East and crowned best defenseman in New England.

ROLLER

California native starred on his roller hockey team at Scripps Ranch High School.

FROZEN FOUR Helped lead UMass-Lowell to 2013 Frozen Four, held at Pittsburgh's PPG Paints Arena.

CAREER HIGHS

1	GOALS IN A GAME LAST: (2 times), 02.25.17 vs. PHI	➤
3	ASSISTS IN A GAME LAST: (1 time), 03.08.17 at WPG	➤➤
3	POINTS IN A GAME LAST: (1 time), 03.08.17 at WPG (3A)	➤➤

SHOTS ON GOAL

4

LAST: (3 times), 03.03.17 vs. TBL

PENALTY MINUTES

2

LAST: (6 times), 03.21.17 at BUF



CAREER STATISTICS

YEAR	TEAM	LEAGUE	REGULAR SEASON										PLAYOFFS				
			GP	G	A	PTS	PIM	+/-	PP	SH	GW	S	GP	G	A	PTS	PIM
2008-09	Sioux Falls	USHL	55	0	11	11	30	13	0	0	0	30	4	0	1	1	4
2009-10	Sioux Falls	USHL	58	5	17	22	55	20	2	1	0	78	3	0	1	1	2
2010-11	UMass-Lowell	H-East	32	2	13	15	10	--	2	0	0	--	--	--	--	--	
2011-12	UMass-Lowell	H-East	37	6	19	25	26	--	2	0	1	--	--	--	--	--	
2012-13	UMass-Lowell	H-East	41	7	16	23	20	--	3	1	2	--	--	--	--	--	
	Buffalo	NHL	7	0	0	0	0	0	0	0	0	8	--	--	--	--	
2013-14	Buffalo	NHL	21	0	1	1	2	-3	0	0	0	35	--	--	--	--	
	Rochester	AHL	47	4	24	28	22	-1	3	0	1	77	5	2	3	5	4
2014-15	Buffalo	NHL	4	0	1	1	0	3	0	0	0	4	--	--	--	--	
	Rochester	AHL	72	10	26	36	22	-6	8	0	3	167	--	--	--	--	
2015-16	Buffalo	NHL	1	0	0	0	2	0	0	0	0	1	--	--	--	--	
	Rochester	AHL	59	10	16	26	26	-19	5	0	2	144	--	--	--	--	
2016-17	PITTSBURGH	NHL	34	2	8	10	8	9	0	0	0	45	6	0	0	0	4
	Wilkes-Barre	AHL	28	4	12	16	12	0	3	0	1	75	--	--	--	--	
NHL TOTALS			67	2	10	12	12	9	0	0	0	93	6	0	0	0	4
PITTSBURGH TOTALS			34	2	8	10	8	9	0	0	0	45	6	0	0	0	4

0 GOAL STREAK
LAST: N/A

0 ASSIST STREAK
LAST: N/A

2 POINT STREAK
LAST: 12.23.16-12.27.16 (1G-1A)



BRYAN RUST

RW

PRONOUNCED RUHST, BRIGH-uhn

SIGNED Through 2017-18 Season

DOB 5/11/92 **BIRTHPLACE** Pontiac, MI

17

SHOOTS	HT	WT
Right	5-11	192

ACQUIRED
Drafted by Pens in the 3rd round (80th overall) in 2010 NHL Draft.



GAME 7 HERO

In decisive Game 7 of 2016 Eastern Conference Final vs. Tampa Bay, scored the only 2 goals for Pens in a 2-1 victory. Became 1st Pens rookie to notch multiple goals in a Game 7 in team history.

MR. ELIMINATION

Posted 8 goals and 9 points in 15 career elimination NHL playoff games. Posted 3 career 2-goal games in postseason, all 3 of which were elimination games. Notched 2 goals in Game 5 vs. NY Rangers and Game 7 against Tampa Bay in 2016. Rust became 2nd rookie in NHL history to record multiple goals in 2 series-clinching wins (Jeremy Roenick, 1990). Scored 2 goals to eliminate Columbus in Game 5 in 2017, becoming 1st player since Roenick (1990-92) to have his 1st 3 multi-point games in clinchers. Scored game-winning tally in Game 7 vs. Washington in Second Round of 2017 playoffs. Became 4th player in NHL history to have each of his 1st 3 career playoff game-winning goals decide a series.

2 Goals scored in the Pens' series-clinching Game 5 victory in their First Round series against the NY Rangers in 2016. Added an assist for a 3-point night. Marked 1st career multi-point playoff game and 1st career multi-goal playoff game. Also posted clutch goal in Game 6 of Eastern Conference Final vs. Tampa Bay to force a decisive Game 7.

BANNER YEAR

Enjoyed his best NHL season during the 2016-17 campaign. Posted career highs across the board in games played (57), goals (15), assists (13) and points (28).



6

Goals scored during Pens' 2016 Stanley Cup championship season. His 6 goals rank 2nd in team history for a rookie (Jake Guentzel, 13, 2017).

3

Goals scored on Dec. 5, 2016 vs. Ottawa for his 1st career NHL hat trick. Also scored 1 goal on a penalty shot and added an assist for a career-high 4-point night.

SENIOR YEAR

Won Notre Dame's Unsung Hero Award after leading the team with 17 goals and ranking 2nd with 33 points in 40 games his senior year. An alternate captain for the Fighting Irish, Rust was also named to the Hockey East All-Academic Team.

CAREER HIGHS

- 3** GOALS IN A GAME
LAST: (1 time), 12.05.16 vs. OTT
- 2** ASSISTS IN A GAME
LAST: (3 times), 01.22.17 vs. BOS
- 4** POINTS IN A GAME
LAST: (1 time), 12.05.16 vs. OTT (3G-1A)

SHOTS ON GOAL

6

LAST: (4 times), 11.12.16 vs. TOR

PENALTY MINUTES

4

LAST: (2 times), 03.17.16 vs. CAR

CAREER STATISTICS

YEAR	TEAM	LEAGUE	REGULAR SEASON										PLAYOFFS				
			GP	G	A	PTS	PIM	+/-	PP	SH	GW	S	GP	G	A	PTS	PIM
2007-08	Honeybaked	MWEHL	31	17	28	45	6	--	--	--	--	--	--	--	--	--	--
	Honeybaked	Minor	37	27	20	47	--	--	--	--	--	--	--	--	--	--	--
2008-09	USNTDP	NAHL	42	6	9	15	18	-5	--	--	--	--	9	0	2	2	4
	USNTDP	U17	16	3	2	5	4	--	--	--	--	--	--	--	--	--	--
2009-10	USNTDP	USHL	26	10	13	23	6	17	--	--	--	--	--	--	--	--	--
	USNTDP	U17	1	0	0	0	0	-2	--	--	--	--	--	--	--	--	--
	USNTDP	U18	38	16	13	29	18	--	--	--	--	--	--	--	--	--	--
	United States	WJC-18	7	4	2	6	4	--	--	--	--	--	--	--	--	--	--
2010-11	Notre Dame	CCHA	40	6	13	19	4	14	0	1	0	58	--	--	--	--	--
2011-12	Notre Dame	CCHA	40	5	6	11	14	-2	0	0	1	78	--	--	--	--	--
2012-13	Notre Dame	CCHA	41	15	19	34	4	25	5	1	4	121	--	--	--	--	--
2013-14	Notre Dame	HE	40	17	16	33	12	16	4	2	3	132	--	--	--	--	--
	Wilkes-Barre	AHL	2	0	0	0	0	0	0	0	0	2	1	0	0	0	0
2014-15	PITTSBURGH	NHL	14	1	1	2	4	-3	0	0	0	34	--	--	--	--	--
	Wilkes-Barre	AHL	45	13	14	27	14	6	3	0	3	109	3	2	0	2	0
2015-16	PITTSBURGH	NHL	41	4	7	11	12	1	0	0	1	68	23	6	3	9	6
	Wilkes-Barre	AHL	16	3	3	6	2	-5	1	0	1	40	--	--	--	--	--
2016-17	PITTSBURGH	NHL	57	15	13	28	8	4	0	0	1	110	23	7	2	9	10
PIT/NHL TOTALS			112	20	21	41	24	2	0	0	1	212	46	13	5	18	16

ROOK

Named the Pens' 2015-16 Rookie of the Year. Recalled halfway through the year and established himself as an NHL regular. The Pens brass were so impressed with his play that they signed him to a 2-year, 1-way contract extension.

FIGHTING IRISH

Played 4 seasons of college hockey at Notre Dame from 2010-14, where he finished with 43 goals, 54 assists, 97 points and a plus-53 in 161 career games.

ALL-AMERICAN

Won a gold medal at World Under-18 Championship with Team USA in 2010. Invited to the U.S. National Junior Evaluation Camp following the 2009-10 and '10-11 seasons.

2

GOAL STREAK

LAST: 03.29.17-03.31.17 (2)



2

ASSIST STREAK

LAST: 01.20.17-01.22.17 (4)



2

POINT STREAK

LAST: 01.20.17-01.22.17 (1G-4A)



JUSTIN SCHULTZ

D

PRONOUNCED SHUHLTZ, JUHS-tihn

SIGNED Through 2019-20 Season

DOB 7/6/90

BIRTHPLACE Kelowna, BC

4

SHOOTS	HT	WT
Right	6-2	193

ACQUIRED

From Edmonton for 2016 3rd-round pick on Feb. 27, 2016.



BREAKOUT

Enjoyed his best NHL season with Pittsburgh in 2016-17. Posted career highs across the board in goals [12], assists [39], points [51] and plus-minus [+27]. Ranked in the top-10 in the NHL among defensemen in assists (t-7th), points (t-7th) and plus-minus (6th). Also set new career highs for assists [4] and shots [8] in a single game and for goal, assist and point streaks.

FOSSIL FUELS

Played 1st 3-plus seasons of his NHL career in Edmonton from 2012-16. Posted 28 goals, 73 assists and 101 points in 248 games with the Oilers.

BADGER

Played 3 seasons of college hockey at the University of Wisconsin from 2009-12. Posted 40 goals, 73 assists and 113 points in 121 contests.

HIGH HONORS

Began pro career with Oklahoma City of the American Hockey League in 2012-13. Despite playing only half of a season with the Barons, he led all AHL defensemen in goals [18] and points [48] en route to winning the Eddie Shore Award (best defensemen) and being named to the AHL First-Team All-Star and All-Rookie Team.

TURNAROUND

Before being traded to Pittsburgh, was a minus-22 in 45 games with Edmonton. After arriving with the Pens, was a plus-7 in 18 games. Was a key contributor to Pittsburgh's 2016 Stanley Cup championship run, appearing in 15 contests.

2nd

Round pick (43rd overall) of the 2008 NHL Draft by Anaheim. Never signed with Ducks.

NOTORIETY

Named WCHA Defensive Player of the Year, WCHA First-Team All-Star and Hobey Baker finalist [best college hockey player] in each of his last 2 seasons at Wisconsin. Also named NCAA West First Team All-Star in 2010-11.

INTERNATIONAL

Played for Canada at the 2013 World Championship, posting 4 assists in 8 games.

CAREER HIGHS

1 GOALS IN A GAME
LAST: [41 times], 03.08.17 at WPG

4 ASSISTS IN A GAME
LAST: [1 time], 01.16.17 vs. WSH

4 POINTS IN A GAME
LAST: [2 times], 01.16.17 vs. WSH [4A]

SHOTS ON GOAL

8

LAST: [1 time], 03.17.17 vs. NJD

PENALTY MINUTES

4

LAST: [2 times], 02.18.16 vs. MIN



CAREER STATISTICS

YEAR	TEAM	LEAGUE	REGULAR SEASON										PLAYOFFS				
			GP	G	A	PTS	PIM	+/-	PP	SH	GW	S	GP	G	A	PTS	PIM
2007-08	Westside	BCHL	56	9	31	40	28	--	--	--	--	--	11	3	5	8	4
2008-09	Westside	BCHL	49	15	35	50	29	--	--	--	--	--	6	1	2	3	2
2009-10	Wisconsin	WCHA	43	6	16	22	12	--	--	--	--	--	--	--	--	--	--
2010-11	Wisconsin	WCHA	41	18	29	47	28	--	9	0	3	--	--	--	--	--	--
2011-12	Wisconsin	WCHA	37	16	28	44	12	--	7	0	0	--	--	--	--	--	--
2012-13	Edmonton	NHL	48	8	19	27	8	-17	4	0	3	85	--	--	--	--	--
	Oklahoma City	AHL	34	18	30	48	6	8	7	2	3	93	--	--	--	--	--
	Canada	WC	8	0	4	4	2	1	0	0	0	--	--	--	--	--	--
2013-14	Edmonton	NHL	74	11	22	33	16	-22	1	0	3	109	--	--	--	--	--
2014-15	Edmonton	NHL	81	6	25	31	12	-17	0	0	1	122	--	--	--	--	--
2015-16	Edmonton	NHL	45	3	7	10	14	-22	1	0	0	59	--	--	--	--	--
	PITTSBURGH	NHL	18	1	7	8	2	7	1	0	0	23	15	0	4	4	0
2016-17	PITTSBURGH	NHL	78	12	39	51	34	27	3	0	1	154	21	4	9	13	4
NHL TOTALS			344	41	119	160	86	-44	10	0	8	552	36	4	13	17	4
PITTSBURGH TOTALS			96	13	46	59	36	34	4	0	0	177	36	4	13	17	4

MONTH TO REMEMBER

Notched 18 points (6G-12A) in the month of December, 2016, leading all NHL defensemen and becoming just 1 of 3 blueliners to record 18 points in a single month in the past 5 years.

GAME 7

After missing 4 games with an upper-body injury, returned to the lineup for Game 7 of the 2017 Eastern Conference Final against Ottawa. Posted 2 points (1G-1A), including a crucial power-play goal in the 3rd period. Assisted on Chris Kunitz's double-overtime winner.

TOP ROOK

Earned a spot on the NHL All-Rookie Team after posting 8 goals, 19 assists and 27 points with Edmonton in shortened 2012-13 season.

3

GOAL STREAK

LAST: 03.03.17-03.08.17 (3)



4

ASSIST STREAK

LAST: 12.28.16-01.11.17 (4)



6

POINT STREAK

LAST: 12.23.16-01.11.17 (1G-5A)



TOM SESTITO

LW

PRONOUNCED sehs-TEE-toh, TAWM

SIGNED Through 2017-18 Season

DOB 9/28/87 **BIRTHPLACE** Rome, NY

25

SHOOTS Left	HT 6-5	WT 228
-----------------------	------------------	------------------

ACQUIRED
Signed as an unrestricted free agent on Feb. 1, 2016.

CAREER HIGH

Tied for 3rd on Vancouver with a career-high 121 hits during the 2013-14 season.

77 Career-high games played with Vancouver in 2013-14. Also set career highs in goals [5], assists [4], points [9], penalty minutes [213] and shots [31].

CRUNCH

Played 1st 3 pro seasons with the Syracuse Crunch of the American Hockey League from 2007-10.

During that span, Sestito posted 508 penalty minutes in 154 games (3.3 per game).

3rd

Round pick (85th overall) by Columbus in the 2006 NHL Draft.

EARNING HIS WAY

Attended Pittsburgh's training camp in 2015 on a professional tryout contract. Did not earn a roster spot. Though Sestito didn't make the team, he signed a professional tryout contract with WBS and earned himself a 2-way deal from Pittsburgh on Feb. 1, 2016.

213 Career high penalty minutes set in 2013-14 with Vancouver. Has totaled 499 career penalty minutes over parts of 8 seasons in the NHL. Averaging 3.24 PIMs per game.

42

Goals scored with Plymouth of the Ontario Hockey League in 2006-07, the highest total in his junior career. Also had junior highs in games played [60], assists [22] and points [64] that season.



CAREER HIGHS

- 2** GOALS IN A GAME
LAST: (1 time), 02.05.13 vs. TBL ➔
- 1** ASSISTS IN A GAME
LAST: (11 times), 03.17.17 vs. NJD ➔
- 2** POINTS IN A GAME
LAST: (1 time), 02.05.13 vs. TBL (2G) ➔

SHOTS ON GOAL

3

LAST: (1 time), 01.05.14 at ANA

PENALTY MINUTES

27

LAST: (1 time), 01.13.14 at LAK

CAREER STATISTICS

YEAR	TEAM	LEAGUE	REGULAR SEASON										PLAYOFFS				
			GP	G	A	PTS	PIM	+/-	PP	SH	GW	S	GP	G	A	PTS	PIM
2003-04	Syracuse	EMJHL	31	13	16	29	137	--	--	--	--	--	6	5	6	11	32
2004-05	Plymouth	OHL	35	1	3	4	88	-2	--	--	--	--	--	--	--	--	--
2005-06	Plymouth	OHL	57	10	10	20	176	-1	--	--	--	--	13	5	2	7	29
2006-07	Plymouth	OHL	60	42	22	64	135	6	--	--	--	--	19	11	6	17	57
	Plymouth	M-Cup	5	2	5	7	6	--	0	0	0	--	--	--	--	--	--
2007-08	Columbus	NHL	1	0	0	0	17	0	0	0	0	0	--	--	--	--	--
	Syracuse	AHL	66	7	16	23	202	-5	3	0	--	--	9	3	0	3	57
2008-09	Syracuse	AHL	52	8	12	20	168	-4	4	0	2	--	--	--	--	--	--
2009-10	Columbus	NHL	3	0	0	0	7	0	0	0	0	0	--	--	--	--	--
	Syracuse	AHL	36	10	7	17	138	-10	6	0	2	--	--	--	--	--	--
2010-11	Columbus	NHL	9	2	2	4	40	-4	1	0	0	7	--	--	--	--	--
	Springfield	AHL	46	11	21	32	192	-14	2	0	1	70	--	--	--	--	--
	Adirondack	AHL	11	2	1	3	45	-1	0	0	0	13	--	--	--	--	--
2011-12	Philadelphia	NHL	14	0	1	1	83	-3	0	0	0	4	--	--	--	--	--
	Adirondack	AHL	34	9	8	17	120	-2	4	0	1	62	--	--	--	--	--
2012-13	Philadelphia	NHL	7	2	0	2	12	1	0	0	1	3	--	--	--	--	--
	Vancouver	NHL	23	1	0	1	53	-3	0	0	0	11	1	0	0	0	2
	Adirondack	AHL	1	0	0	0	2	0	0	0	0	1	--	--	--	--	--
	Sheffield	Britain	17	8	11	19	69	--	--	--	--	--	--	--	--	--	--
2013-14	Vancouver	NHL	77	5	4	9	213	-14	1	0	0	31	--	--	--	--	--
2014-15	Vancouver	NHL	3	0	1	1	7	1	0	0	0	1	--	--	--	--	--
	Utica	AHL	10	1	0	1	20	-2	0	0	0	11	--	--	--	--	--
2015-16	PITTSBURGH	NHL	4	0	1	1	19	1	0	0	0	1	--	--	--	--	--
	Wilkes-Barre	AHL	41	5	9	14	104	-3	3	0	1	34	7	1	3	4	52
2016-17	PITTSBURGH	NHL	13	0	2	2	48	0	0	0	0	3	--	--	--	--	--
	Wilkes-Barre	AHL	33	6	10	16	121	1	1	0	--	34	5	1	0	1	13
NHL TOTALS			154	10	11	21	499	-21	2	0	1	61	1	0	0	0	2
PITTSBURGH TOTALS			17	0	3	3	67	1	0	0	0	4	--	--	--	--	--

0 GOAL STREAK
LAST: N/A

0 ASSIST STREAK
LAST: N/A

3 POINT STREAK
LAST: 12.21.10-12.26.10 (1G-2A)



CONOR SHEARY

LW

PRONOUNCED SHEER-ee, KAW-nuhr

SIGNED Through 2019-20 Season

DOB 6/8/92

BIRTHPLACE Winchester, MA

43

SHOOTS	HT	WT
Left	5-8	175

ACQUIRED
Signed as a free agent on July 1, 2015.

CAREER YEAR

Enjoyed breakout season in 2016-17. Set career highs across the board in games played (61), goals (23), assists (30), points (53) and plus-minus (+24). Named NHL's First Star of the Week ending on Jan. 22 after posting 6 goals and 9 points. His 13 points in the month of January were 2nd on the team behind linemate Sidney Crosby (14), and his 8 goals ranked 3rd among NHL players.

OT HERO

Scored the biggest goal of his career in overtime of Game 2 of the 2016 Stanley Cup Final against San Jose. On the play, linemate Sidney Crosby drew up the sequence. Crosby won an offensive zone faceoff and Sheary finished the play going top shelf for the win. Became 1st rookie to score an OT winner in Stanley Cup Final since Montreal's Brian Skrudland on May 18, 1986. Also posted a goal in Game 1 for back-to-back tallies in the Final.

BACK-TO-BACK

Recorded goals in back-to-back games of the Pens' First Round series against the NY Rangers in 2016. Posted his 1st career playoff goal in Game 4 at Madison Square Garden. Added another goal in the series-clinching Game 5 victory for Pittsburgh.

45

Points posted in his 1st season with Wilkes-Barre/Scranton of the American Hockey League in 2014-15. That led the team, while his 20 goals ranked 2nd. He also led WBS with 12 points in that postseason.

FAMILY AFFAIR

Older sister, Courtney, played for University of New Hampshire's women's hockey team from 2006-11.

BROADWAY X2

In a crucial game late in the 2015-16 season, the Pens traveled to Madison Square Garden for a key divisional battle on March 13. Sheary recorded his 1st career 2-goal game with a pair of tallies in the Pens' 5-3 win.



12th

Player in UMass-Amherst history to hit the century mark in points. Ranks 7th in assists (66), 8th in points (104) and 15th in goals (38) in team history.

23

Career American Hockey League playoff points in 23 career games, a point-per-game average. Led Wilkes-Barre/Scranton in postseason goals (5), assists (7) and points (12) in 2015 Calder Cup playoffs.



CAREER HIGHS

2 GOALS IN A GAME
LAST: (5 times), 01.22.17 vs. BOS

3 ASSISTS IN A GAME
LAST: (1 time), 03.19.17 vs. FLA

3 POINTS IN A GAME
LAST: (3 times), 03.19.17 vs. FLA (3A)

SHOTS ON GOAL

8

LAST: (1 time), 03.11.17 at VAN

PENALTY MINUTES

6

LAST: (1 time), 03.08.17 at WPG

CAREER STATISTICS

YEAR	TEAM	LEAGUE	REGULAR SEASON										PLAYOFFS				
			GP	G	A	PTS	PIM	+/-	PP	SH	GW	S	GP	G	A	PTS	PIM
2010-11	UMass-Amherst	H-East	34	6	8	14	12	-5	0	0	1	59	--	--	--	--	--
2011-12	UMass-Amherst	H-East	36	12	23	35	10	15	4	0	0	80	--	--	--	--	--
2012-13	UMass-Amherst	H-East	34	11	16	27	29	-6	5	1	1	102	--	--	--	--	--
2013-14	UMass-Amherst	H-East	34	9	19	28	2	-4	3	2	1	126	--	--	--	--	--
	Wilkes-Barre	AHL	2	0	0	0	0	0	0	0	0	5	15	6	5	11	0
2014-15	Wilkes-Barre	AHL	58	20	25	45	8	0	5	0	1	127	8	5	7	12	2
2015-16	PITTSBURGH	NHL	44	7	3	10	8	-1	0	0	0	51	23	4	6	10	8
	Wilkes-Barre	AHL	30	7	29	36	4	8	1	0	2	93	--	--	--	--	--
2016-17	PITTSBURGH	NHL	61	23	30	53	22	24	2	0	6	154	22	2	5	7	4
PITTSBURGH TOTALS			105	30	33	63	30	23	5	0	6	205	45	6	11	17	12

STARTED FROM THE BOTTOM

After going undrafted, signed with the Pens following his collegiate career to an AHL-only contract in 2014. The following year, he led Wilkes-Barre/Scranton in scoring in both the regular and postseason. Sheary earned himself a new 2-year, 2-way contract in 2015. He was recalled to Pittsburgh in December, 2015 where he earned himself a roster spot in the NHL and never looked back.

DEBUT

The Massachusetts native made his debut in Boston on Dec. 16, 2015. The following game in Pittsburgh, again against the Bruins, he notched his 1st career NHL goal on Dec. 18.

LETTERMAN

Played 4 seasons of college hockey at the University of Massachusetts-Amherst. Totaled 38 goals, 66 assists and 104 points in 138 career games. Served as team captain during senior campaign.

+24

Plus-minus rating in 2016-17. The best mark among Pens forwards and 6th among all NHL forwards.

2 GOAL STREAK
LAST: 03.11.17-03.13.17 (2)



3 ASSIST STREAK
LAST: 03.17.17-03.21.17 (5)



4 POINT STREAK
LAST: 01.16.17-01.22.17 (6G-3A)



DOMINIK SIMON

C

PRONOUNCED SEE-mohn, dom-UH-nick

SIGNED Through 2017-18 Season

DOB 8/8/94 **BIRTHPLACE** Prague, CZE

49

SHOOTS Left	HT 5-11	WT 176
-----------------------	-------------------	------------------

ACQUIRED
Drafted by Penguins in 5th round (137th overall) of the 2015 NHL Draft.

25

Team-leading goals for WBS in 2015-16, his 1st season of pro hockey in North America.

PENS CONNECTIONS

Played 1 season with HC Plzen of the Czech Extraliga, the team owned by former Penguins forward Martin Straka, in 2014-15. Also was a linemate of Jaromir Jagr in the 2015 World Championship.

THE A Has played 2 seasons with Wilkes-Barre/Scranton of the American Hockey League. Totaled 40 goals, 54 assists and 94 points in 138 career contests.

POCKET ACES
Was a member of Pittsburgh's 2016 and '17 playoff practice squad known as the "Black Aces."

CAREER YEAR

Set professional career highs across the board in his 1st season with Wilkes-Barre/Scranton of the American Hockey League in 2015-16. He put up new markers in games played (68), goals (25), assists (23) and points (48).

CZECH PRO

Played 3 pro seasons in the Czech Extraliga with Sparta and Plzen. Posted 26 goals, 17 assists and 43 points in 116 games in Czech career.



18

Career-high goal total in the Czech League for HC Plzen in 2014-15. Also added 12 assists for a 30-point season in 52 games.

CZECH MATE

Has represented Czech Republic on the international stage in the 2012 Under-18 World Championship, 2013 and '14 World Junior Championships and 2015 World Championship.

CAREER HIGHS

0 GOALS IN A GAME
LAST: N/A

1 ASSISTS IN A GAME
LAST: (2 times), 04.09.17 at NYR

1 POINTS IN A GAME
LAST: (2 times), 04.09.17 at NYR (1A)

SHOTS ON GOAL

2

LAST: [1 time], 04.09.17 at NYR

PENALTY MINUTES

0

LAST: N/A

CAREER STATISTICS

YEAR	TEAM	LEAGUE	REGULAR SEASON										PLAYOFFS					
			GP	G	A	PTS	PIM	+/-	PP	SH	GW	S	GP	G	A	PTS	PIM	
2011-12	Czech Republic	WJ-18	6	4	4	8	4	2	--	--	--	--	--	--	--	--	--	--
2012-13	HC Sparta	Czech	18	1	1	2	0	-2	--	--	--	--	--	--	--	--	--	--
	Czech Republic	WJC	8	0	1	1	2	-2	--	--	--	--	--	--	--	--	--	--
2013-14	HC Sparta	Czech	46	7	4	11	4	5	--	--	--	--	10	1	1	2	6	
	Czech Republic	WJC	5	2	2	4	2	0	--	--	--	--	--	--	--	--	--	
2014-15	HC Plzen	Czech	52	18	12	30	20	0	--	--	--	--	4	1	2	3	4	
	Czech Republic	WC	10	1	5	6	2	5	--	--	--	--	--	--	--	--	--	
2015-16	PITTSBURGH	NHL	3	0	1	1	0	0	0	0	0	2	--	--	--	--	--	
	Wilkes-Barre	AHL	68	25	23	48	36	4	4	1	3	134	7	1	1	2	2	
2016-17	PITTSBURGH	NHL	2	0	1	1	0	-1	0	0	0	2	--	--	--	--	--	
	Wilkes-Barre	AHL	70	15	31	46	18	10	3	0	6	143	5	0	3	3	0	
PIT/NHL TOTALS			5	0	2	2	0	0	0	0	0	4	--	--	--	--	--	

0

GOAL STREAK

LAST: N/A

0

ASSIST STREAK

LAST: N/A

0

POINT STREAK

LAST: N/A

DANIEL SPRONG

RW

PRONOUNCED SPRONG, DAN-yehl

SIGNED Through 2017-18 Season

DOB 03/17/97

BIRTHPLACE Amsterdam, Netherlands

41

SHOOTS	HT	WT
Right	6-0	180

ACQUIRED

Drafted by Penguins in 2nd round [46th overall] of the 2015 NHL Draft.

18 Games played with the Penguins in 2015-16 before being returned to his junior team. Earned roster spot following training camp and made his NHL debut on Oct. 8, 2015 at Dallas. Scored 1st NHL goal on Oct. 15, 2015 vs. Ottawa.

TOP NOTCH

In draft year, posted career highs in goals [39], assists [49] and points [88] in 68 games in 2014-15 with Charlottetown of the Quebec Major Junior Hockey League. His goals, assists and points led the Islanders. He also led the Islanders in those 3 categories [30G-38A-68PTS] in 2013-14 en route to earning a spot on the QMJHL All-Rookie Team.

C-TOWN

Finished his final season of junior hockey in spectacular fashion in 2016-17. Posted 32 goals and 59 points in just 31 games for Charlottetown of the Quebec Major Junior Hockey League. Posted 4 hat tricks, including a 4-goal game, as well as 10 multi-goal games. Added 18 multi-point games, hitting 3 or more points on 10 occasions. Notched career-high 4 goals and 7 points on March 8, 2017 vs. Moncton.

4th

2nd-round draft pick to play in his draft year since 2003-04 [Ryan O'Reilly, 2009; Patrice Bergeron, '03; and Dan Fritsche, '03].

1.39

Team-leading points per game posted during 2015-16 regular season with Charlottetown. Finished 6th overall in scoring despite only appearing in 33 games - half the amount of most of his teammates.



DUTCH

Hails from Amsterdam, Netherlands, and had to drive 45 minutes to the nearest ice rink. Became 1st Dutch-born hockey player in the NHL since defenseman Ed Kea of Weesp [Atlanta Flames, 1974-79; St. Louis, 1979-83].

CAREER HIGHS

1 GOALS IN A GAME
LAST: [2 times], 11.06.15 at EDM >

0 ASSISTS IN A GAME
LAST: [9 times], 02.27.16 vs. ARI

1 POINTS IN A GAME
LAST: [2 times], 11.06.15 at EDM [IG] >

SHOTS ON GOAL

4

LAST: [1 time], 10.15.15 vs. OTT

PENALTY MINUTES

0

LAST: N/A

CAREER STATISTICS

YEAR	TEAM	LEAGUE	REGULAR SEASON										PLAYOFFS				
			GP	G	A	PTS	PIM	+/-	PP	SH	GW	S	GP	G	A	PTS	PIM
2013-14	Charlottetown	QMJHL	67	30	38	68	20	-20	9	0	0	260	4	4	1	5	0
2014-15	Charlottetown	QMJHL	68	39	49	88	18	-23	16	0	4	270	10	7	4	11	6
2015-16	PITTSBURGH	NHL	18	2	0	2	0	-1	0	0	0	23	--	--	--	--	--
	Charlottetown	QMJHL	33	16	30	46	22	-7	5	0	--	145	12	4	11	15	12
	Wilkes-Barre	AHL	--	--	--	--	--	--	--	--	--	--	10	5	2	7	2
2016-17	Charlottetown	QMJHL	31	32	27	59	9	29	6	0	5	140	12	9	11	20	17
PIT/NHL TOTALS			18	2	0	2	0	-1	0	0	0	23	--	--	--	--	--

WB CONNECT

Played for the Wilkes-Barre Knights of the Atlantic Metro Hockey League, a traveling bantam team, where he posted 32 points (9G-23A) in 11 games. Was teammates with Penguins 2015 7th-round pick Nikita Pavlychev.

BLACK ACES

Was a member of Pittsburgh's 2016 and '17 playoff practice squad known as the Black Aces.

PASSPORT

Relocated to Montreal, Quebec at age of 7 with his family to pursue hockey career.

Youngest player to skate for Pens since 2005 at 18 years, 6 months, 21 days [Sidney Crosby, 18 years, 1 month, 28 days; Jordan Staal, 18 years, 25 days].

3rd

0 GOAL STREAK
LAST: N/A

0 ASSIST STREAK
LAST: N/A

0 POINT STREAK
LAST: N/A

CHRIS SUMMERS

D

PRONOUNCED SUHM-mehrs, KRISH

SIGNED Through 2018-19 Season

DOB 2/5/88

BIRTHPLACE Ann Arbor, MI



55

SHOOTS Left	HT 6-2	WT 207
-----------------------	------------------	------------------

ACQUIRED
Signed as an unrestricted free agent on July 1, 2017.

EXPERIENCE

Played pro hockey for 7-plus seasons in the NHL (Arizona, NY Rangers) and the AHL (San Antonio, Portland, Hartford).

WOLVERINE

Played 4 seasons of collegiate hockey from 2006-10 at the University of Michigan based in his hometown of Ann Arbor. Totaled 60 points (16G-44A) and 191 penalty minutes in 163 career contests with the Wolverines.

LEADER

Served as captain in 2009-10 as a senior at Michigan. Also acted as an alternate captain as a junior in 2008-09. Also named alternate captain with Team USA at the 2008 World Junior Championship.

USA! USA!

Represented Team USA at the 2006 World Junior U-18 Championship and '08 World Junior Championship. Won gold in '06 while being voted as one of USA's "Top Three Players" in '08. Also was a member of the United States National Team Development Program.

386

Career games played in the AHL with San Antonio, Portland and Hartford entering the 2017-18 season. Totaled 59 points (13G-46A) and was named an AHL All-Star in 2013. Served as alternate captain for Hartford in 2016-17.

+66

Mark during his 4-year college career at Michigan. Posted a career-best +27 in 2007-08 as a sophomore followed by a +21 in 2008-09.

1st

Round pick (29th overall) at the 2006 NHL Draft by Arizona.

REUNITED

Played at the University of Michigan with fellow Penguins teammate Carl Hagelin.

CAREER HIGHS

- 1** GOALS IN A GAME
LAST: (1 time), 03.27.14 at NJD ➤
- 2** ASSISTS IN A GAME
LAST: (1 time), 01.16.12 vs. COL ➤
- 2** POINTS IN A GAME
LAST: (2 times), 03.27.14 at NJD (1G-1A) ➤

SHOTS ON GOAL

3

LAST: (3 times), 01.13.15 vs. SJS

PENALTY MINUTES

7

LAST: (1 time), 03.20.14 vs. FLA

CAREER STATISTICS

YEAR	TEAM	LEAGUE	REGULAR SEASON										PLAYOFFS				
			GP	G	A	PTS	PIM	+/-	PP	SH	GW	S	GP	G	A	PTS	PIM
2004-05	USNTDP	U17	13	2	2	4	10	--	--	--	--	--	--	--	--	--	--
	USNTDP	NAHL	31	2	5	7	20	--	--	--	--	--	7	1	0	1	0
2005-06	USNTDP	U18	42	4	9	13	67	--	--	--	--	--	--	--	--	--	--
	USNTDP	NAHL	17	2	2	4	20	--	--	--	--	--	--	--	--	--	--
	United States	WJ-18	6	1	0	1	35	--	--	--	--	--	--	--	--	--	--
2006-07	Michigan	CCHA	41	6	8	14	58	13	0	0	1	--	--	--	--	--	--
2007-08	Michigan	CCHA	41	2	11	13	65	27	0	0	1	--	--	--	--	--	--
	United States	WJC	6	0	1	1	2	--	--	--	--	--	--	--	--	--	--
2008-09	Michigan	CCHA	41	4	13	17	40	21	1	1	0	--	--	--	--	--	--
2009-10	Michigan	CCHA	40	4	12	16	28	5	2	0	0	--	--	--	--	--	--
	San Antonio	AHL	6	1	0	1	0	2	0	0	--	8	--	--	--	--	--
2010-11	Phoenix	NHL	2	0	0	0	4	-3	0	0	0	0	--	--	--	--	--
	San Antonio	AHL	75	1	9	10	54	-3	0	0	--	78	--	--	--	--	--
2011-12	Phoenix	NHL	21	0	3	3	11	-4	0	0	0	10	--	--	--	--	--
	Portland	AHL	28	0	2	2	37	3	0	0	0	25	--	--	--	--	--
2012-13	Phoenix	NHL	6	0	0	0	9	-3	0	0	0	5	--	--	--	--	--
	Portland	AHL	60	2	10	12	53	3	0	0	--	61	3	0	0	0	0
2013-14	Phoenix	NHL	18	2	1	3	15	0	0	0	0	17	--	--	--	--	--
	Portland	AHL	48	2	7	9	47	-7	0	0	--	59	--	--	--	--	--
2014-15	Arizona	NHL	17	0	3	3	8	-12	0	0	0	13	--	--	--	--	--
	Portland	AHL	8	0	1	1	6	-5	0	0	0	9	--	--	--	--	--
	NY Rangers	NHL	3	0	0	0	0	0	0	0	0	2	--	--	--	--	--
	Hartford	AHL	21	0	2	2	23	-2	0	0	0	20	--	--	--	--	--
2015-16	NY Rangers	NHL	3	0	0	0	4	-2	0	0	0	5	--	--	--	--	--
	Hartford	AHL	74	3	8	11	51	2	0	0	--	69	--	--	--	--	--
2016-17	Hartford	AHL	74	4	8	12	71	-6	0	0	--	78	--	--	--	--	--
NHL TOTALS			70	2	7	9	51	-24	0	0	0	52	--	--	--	--	--

0

GOAL STREAK

LAST: N/A

0

ASSIST STREAK

LAST: N/A

0

POINT STREAK

LAST: N/A

JARRED TINORDI

D

PRONOUNCED tih-NOHR-dee, JAIR-uhd

SIGNED Through 2017-18 Season

DOB 2/20/92 **BIRTHPLACE** Burnsville, MN

24

SHOOTS	HT	WT
Left	6-6	230

ACQUIRED

Signed as an unrestricted free agent on July 1, 2017.

PAYING DUES

Has seen action in parts of 5 seasons in the American Hockey League with Hamilton, St. John's and Tuscon. Compiled 42 points (7G-35A) and 285 penalty minutes in 228 career games entering 2017-18 season.

22nd

Overall pick (1st round) in the 2010 NHL Draft by Montreal.

C

Captain of London's 2012 Ontario Hockey League championship team and Team USA's gold-medal winning U-18 World Junior club in 2010. Also named alternate captain with USA at the 2012 World Junior Championship and Tuscon of the American Hockey League in 2016-17.

USA

Has twice represented his country in international play at the 2010 U-18 World Junior Championship and the 2012 World Junior Championship. Captained the 2010 team to a gold medal.

KNIGHT'S HONOR

Played 2 seasons in the Ontario Hockey League with London. Helped lead the Knights to an OHL title in 2012 and a berth in the Memorial Cup while playing with current teammate Olli Maatta. Tinordi served as team captain during that 2011-12 championship season.

53

Career NHL games played with Montreal and Arizona. Also has appeared in 5 postseason contests with Montreal.

BLOODLINES

Son of former NHL defenseman Mark Tinordi, who played 11-plus seasons in the league with NY Rangers, Minnesota, Dallas and Washington. Father played in 663 career games while posting 200 points (52G-148A) and 1,514 PIMs. Mark faced the Penguins in the 1991 Stanley Cup Final while playing for Minnesota. Also squared off against Pittsburgh in the NHL playoffs while playing in Washington in 1995 and '96.



CAREER HIGHS

0	GOALS IN A GAME LAST: N/A	
2	ASSISTS IN A GAME LAST: (1 time), 04.05.14 vs. DET	➤
2	POINTS IN A GAME LAST: (1 time), 04.05.14 vs. DET (2A)	➤

SHOTS ON GOAL

3

LAST: (1 time), 03.19.13 vs. BUF

PENALTY MINUTES

19

LAST: (1 time), 03.08.14 at SJS

CAREER STATISTICS

YEAR	TEAM	LEAGUE	REGULAR SEASON										PLAYOFFS				
			GP	G	A	PTS	PIM	+/-	PP	SH	GW	S	GP	G	A	PTS	PIM
2008-09	USNTDP	NAHL	42	2	13	15	53	--	--	--	--	--	9	1	0	1	6
	USNTDP	U17	16	3	1	4	12	--	--	--	--	--	--	--	--	--	--
	USNTDP	U18	1	0	1	1	0	--	--	--	--	--	--	--	--	--	--
2009-10	USNTDP	USHL	26	4	5	9	68	--	--	--	--	--	--	--	--	--	--
	USNTDP	U18	39	2	6	8	37	--	--	--	--	--	--	--	--	--	--
	United States	WJ-18	7	1	1	2	10	8	--	--	--	--	--	--	--	--	--
2010-11	London	OHL	63	1	13	14	140	-8	0	0	0	--	6	0	0	0	17
2011-12	London	OHL	48	2	14	16	63	39	0	0	0	--	19	3	5	8	27
	London	M-Cup	4	0	0	0	4	2	--	--	--	--	--	--	--	--	--
	United States	WJC	6	1	1	2	6	7	--	--	--	--	--	--	--	--	--
2012-13	Montreal	NHL	8	0	2	2	2	5	0	0	0	5	5	0	1	1	15
	Hamilton	AHL	67	2	11	13	71	-14	0	0	--	70	--	--	--	--	--
2013-14	Montreal	NHL	22	0	2	2	40	-2	0	0	0	10	--	--	--	--	--
	Hamilton	AHL	47	3	6	9	70	-4	0	0	--	73	--	--	--	--	--
2014-15	Montreal	NHL	13	0	2	2	19	-5	0	0	0	5	--	--	--	--	--
	Hamilton	AHL	44	1	6	7	36	9	0	0	--	53	--	--	--	--	--
2015-16	Montreal	NHL	3	0	0	0	5	-3	0	0	0	0	--	--	--	--	--
	Arizona	NHL	7	0	0	0	12	-2	0	0	0	3	--	--	--	--	--
	St. John's	AHL	6	0	2	2	6	3	0	0	--	6	--	--	--	--	--
2016-17	Tuscon	AHL	64	1	10	11	102	-6	0	0	--	79	--	--	--	--	--
NHL TOTALS			53	0	6	6	78	-7	0	0	0	32	5	0	1	1	15

0 GOAL STREAK
LAST: N/A

2 ASSIST STREAK
LAST: 10.13.14-10.16.14 (2)

2 POINT STREAK
LAST: 10.13.14-10.16.14 (2A)



ZACH TROTMAN

D

PRONOUNCED TRAWT-muhn, ZAK

SIGNED Through 2017-18 Season

DOB 8/26/90

BIRTHPLACE Carmel, IN

5

SHOOTS	HT	WT
Right	6-3	217

ACQUIRED

Signed as an unrestricted free agent on July 1, 2017.



67

Career NHL games played, all with Boston, over the course of 3 seasons. Totaled 12 points (3G-9A).

PRO TIP

Has played professional hockey in the NHL (Boston) and the American Hockey League (Providence, Ontario) over the past 4-plus years.

210th

Overall selection (7th round) of the 2010 NHL Draft by Boston.

AHL MARKS

Played parts of 4 seasons in the American Hockey League with Providence (2012-15) and Ontario (2016-17). Has posted 58 points (13G-45A) in 159 career AHL contests entering the 2017-18 season.

SUPERIOR

Played 3 seasons of collegiate hockey with Lake Superior State of the CCHA. Posted 49 career points (19G-30A) in 114 contests. Acted as alternate captain during final season in 2011-12. Also led team's D-men in scoring that year with 21 points.

COME BACK

Returned to action following an injury-riddled season in 2016-17 with Ontario of the American Hockey League. An upper-body injury limited him to only 9 games on the season.

CAREER HIGHS

1 GOALS IN A GAME
LAST: (3 times), 02.14.16 at DET

1 ASSISTS IN A GAME
LAST: (9 times), 02.13.16 at MIN

1 POINTS IN A GAME
LAST: (12 times), 02.14.16 at DET (1G)

SHOTS ON GOAL

5

LAST: (2 times), 01.08.16 at NJD

PENALTY MINUTES

4

LAST: (1 time), 01.26.16 vs. ANA

CAREER STATISTICS

YEAR	TEAM	LEAGUE	REGULAR SEASON											PLAYOFFS				
			GP	G	A	PTS	PIM	+/-	PP	SH	GW	S	GP	G	A	PTS	PIM	
2008-09	Wichita Falls	NAHL	47	2	4	6	79	--	--	--	--	--	5	0	1	1	8	
2009-10	Lake Superior St	CCHA	36	2	6	8	18	--	--	--	--	--	--	--	--	--	--	
2010-11	Lake Superior St	CCHA	38	6	14	20	12	--	2	1	0	--	--	--	--	--	--	
2011-12	Lake Superior St	CCHA	40	11	10	21	12	--	6	0	2	--	--	--	--	--	--	
	Providence	AHL	9	1	2	3	2	-4	1	0	1	10	--	--	--	--	--	
2012-13	Providence	AHL	48	2	14	16	19	4	0	0	1	88	4	0	0	0	2	
2013-14	Boston	NHL	2	0	0	0	0	0	0	0	0	4	--	--	--	--	--	
	Providence	AHL	53	8	16	24	21	13	3	0	2	104	8	0	4	4	14	
2014-15	Boston	NHL	27	1	4	5	0	-2	0	0	1	46	--	--	--	--	--	
	Providence	AHL	40	2	11	13	27	-9	1	0	0	68	5	1	0	1	2	
2015-16	Boston	NHL	38	2	5	7	22	3	0	0	0	60	--	--	--	--	--	
2016-17	Ontario	AHL	9	0	2	2	26	2	0	0	0	8	--	--	--	--	--	
NHL TOTALS			67	3	9	12	22	1	0	0	1	110	--	--	--	--	--	

0 GOAL STREAK
LAST: N/A

0 ASSIST STREAK
LAST: N/A

2 POINT STREAK
LAST: 02.13.16-02.14.16 (1G-1A)



GARRETT WILSON

LW

PRONOUNCED WIHL-suhn, GAIR-reht

SIGNED Through 2018-19 Season

DOB 3/16/91 **BIRTHPLACE** Barrie, ON

19

SHOOTS	HT	WT
Left	6-2	199

ACQUIRED

Signed as an unrestricted free agent on July 1, 2016.

PANTHER

Appeared in career-high 29 games and 6 postseason contests for Florida in 2015-16. Notched 1st career NHL point (assist) on Alex Petrovic's game-winning goal in Game 4 against the NY Islanders in the First Round.

272

Career AHL games played for Portland, San Antonio and WBS, posting 59 goals, 125 points and 297 PIMs.

LEADER

Served as alternate captain for 2 seasons with Portland of the American Hockey League in 2014-16.

19

Goals scored in 38 games with Cincinnati of the ECHL in 2012-13. Played 2 seasons with the Cyclones (2011-13).



4th

Round selection (107th overall) in the 2009 NHL Draft by Florida.

ALL-STAR

Named First-Team OHL All-Star in 2010-11 after notching career highs with 40 goals, 46 assists and 86 points in 66 games.

184

Career points in 191 games over 4 OHL seasons with Windsor and Owen Sound from 2007-11. Totaled 94 goals, 90 assists and 240 penalty minutes.

CHAMPS

Helped lead the Owen Sound to the Ontario Hockey League title and Memorial Cup berth in 2011 after posting 11 goals and 21 points in 22 postseason contests.

CAREER HIGHS

0 GOALS IN A GAME
LAST: N/A

0 ASSISTS IN A GAME
LAST: N/A

0 POINTS IN A GAME
LAST: N/A

SHOTS ON GOAL

2

LAST: (6 times), 03.24.16 at BOS

PENALTY MINUTES

5

LAST: (2 times), 03.15.16 at MTL

CAREER STATISTICS

YEAR	TEAM	LEAGUE	REGULAR SEASON											PLAYOFFS				
			GP	G	A	PTS	PIM	+/-	PP	SH	GW	S	GP	G	A	PTS	PIM	
2007-08	Windsor	OHL	7	1	0	1	2	1	0	0	--	--	3	0	0	0	0	
2008-09	Owen Sound	OHL	53	17	18	35	44	-7	2	1	--	--	4	1	3	4	7	
2009-10	Owen Sound	OHL	65	36	26	62	80	4	11	2	--	--	--	--	--	--	--	
2010-11	Owen Sound	OHL	66	40	46	86	114	33	19	2	--	--	22	11	10	21	28	
	Owen Sound	M-Cup	3	1	0	1	6	-2	--	--	--	--	--	--	--	--	--	
2011-12	San Antonio	AHL	11	1	0	1	2	-4	1	0	0	15	--	--	--	--	--	
	Cincinnati	ECHL	63	17	18	35	50	-8	5	1	--	--	--	--	--	--	--	
2012-13	San Antonio	AHL	26	3	2	5	19	-1	0	0	1	25	--	--	--	--	--	
	Cincinnati	ECHL	38	19	10	29	56	4	7	0	--	--	15	4	1	5	17	
2013-14	Florida	NHL	3	0	0	0	0	-1	0	0	0	4	--	--	--	--	--	
	San Antonio	AHL	71	14	16	30	58	-8	3	0	1	137	--	--	--	--	--	
2014-15	Florida	NHL	2	0	0	0	0	-2	0	0	0	5	--	--	--	--	--	
	San Antonio	AHL	71	23	15	38	80	4	8	0	2	200	3	0	2	2	2	
2015-16	Florida	NHL	29	0	0	0	24	-3	0	0	0	28	6	0	1	1	4	
	Portland	AHL	37	7	13	20	55	3	1	1	2	74	--	--	--	--	--	
2016-17	Wilkes-Barre	AHL	59	11	20	31	83	16	2	0	--	125	5	0	2	2	0	
NHL TOTALS			34	0	0	0	24	-6	0	0	0	37	6	0	1	1	4	

0 GOAL STREAK
LAST: N/A

0 ASSIST STREAK
LAST: N/A

0 POINT STREAK
LAST: N/A

SCOTT WILSON

LW

PRONOUNCED WIHL-suhn, SKAWT

SIGNED Through 2017-18 Season

DOB 4/24/92 **BIRTHPLACE** Oakville, ON

23

SHOOTS	HT	WT
Left	5-11	183

ACQUIRED
Drafted by Penguins in 7th round (209th overall) of the 2011 NHL Draft.



THE BIG SHOW

Played the past 2 seasons with Pittsburgh. Set career highs in 2016-17 in games played (78), goals (8), assists (18) and points (26).

STICKING AROUND

Signed 2-year contract extension that runs through the 2017-18 season.

3

Game goal-scoring streak from Feb. 18-21, 2016 – a career high and longest by a Pens rookie since Jordan Staal in 2007. Also registered 4 goals in a 5-game span during the stretch.

PAYING HIS DUES

Played 2-plus seasons with Wilkes-Barre/Scranton of American Hockey League from 2014-16. Posted 41 goals (14 game-winners) in 90 career AHL games, an average of .46 per game. Notched an AHL-leading 22 goals in 2015-16 at the time of recall to Pittsburgh.

REPEAT SUCCESS Had identical point totals in his 1st 2 seasons at UMass-Lowell, recording 16 goals, 22 assists and 38 points both years.

2nd

NCAA ranking in points per game (1.03) among first-year players his freshman season in 2011-12 (38 points in 37 games) with UMass-Lowell.

3

Seasons with the University of Massachusetts-Lowell from 2011-14. Helped team win Hockey East title and NCAA tournament berth.

FROZEN FOUR

Played an instrumental role in helping UMass-Lowell reach the Frozen Four for the 1st time in program history as a sophomore in 2013. Had at least 1 point in the last 7 games leading into the tournament, amassing 10 total points (5G-5A) over that span. The event was hosted by PPG Paints Arena in Pittsburgh.

FRESHMAN MAGIC

Named 2012 Hockey East Rookie of the Year after posting 16 goals and 38 points in 37 games during his freshman campaign in 2011-12 with UMass-Lowell. Also named to the 2012 Hockey East All-Rookie Team and was the 2012 recipient of the New England Hockey Writers' George C. Carens Rookie of the Year Award.

CAREER HIGHS

- 1** GOALS IN A GAME
LAST: (13 times), 04.02.17 vs. CAR
- 2** ASSISTS IN A GAME
LAST: (2 times), 01.31.17 vs. NSH
- 2** POINTS IN A GAME
LAST: (2 times), 01.31.17 vs. NSH

SHOTS ON GOAL

5

LAST: (1 time), 02.16.17 vs. WPG

PENALTY MINUTES

17

LAST: (1 time), 01.26.17 vs. BOS

CAREER STATISTICS

YEAR	TEAM	LEAGUE	REGULAR SEASON											PLAYOFFS				
			GP	G	A	PTS	PIM	+/-	PP	SH	GW	S	GP	G	A	PTS	PIM	
2008-09	Georgetown	OJHL	6	0	1	1	2	--	0	0	0	--	1	0	0	0	0	
2009-10	Georgetown	OJHL	56	24	43	67	28	--	5	1	4	--	11	9	8	17	2	
2010-11	Georgetown	OJHL	42	20	41	61	59	--	2	3	2	--	4	1	2	3	8	
	Canada East	WJAC-19	5	3	3	6	2	--	--	--	--	--	--	--	--	--	--	
2011-12	UMass-Lowell	H-East	37	16	22	38	26	12	5	0	2	83	--	--	--	--	--	
2012-13	UMass-Lowell	H-East	41	16	22	38	32	5	6	0	5	114	--	--	--	--	--	
2013-14	UMass-Lowell	H-East	31	7	12	19	24	5	1	0	1	108	--	--	--	--	--	
	Wilkes-Barre	AHL	1	0	0	0	0	0	0	0	0	1	--	--	--	--	--	
2014-15	PITTSBURGH	NHL	1	0	0	0	0	0	0	0	0	0	3	0	0	0	0	
	Wilkes-Barre	AHL	55	19	22	41	30	14	7	0	7	147	3	2	2	4	0	
2015-16	PITTSBURGH	NHL	24	5	1	6	12	0	0	0	1	39	--	--	--	--	--	
	Wilkes-Barre	AHL	34	22	14	36	19	4	9	0	7	114	--	--	--	--	--	
2016-17	PITTSBURGH	NHL	78	8	18	26	32	0	0	0	1	127	20	3	3	6	11	
PIT/NHL TOTALS			103	13	19	32	44	0	0	0	2	166	23	3	3	6	11	

PLAYOFF TALLY

Recorded 1st career NHL playoff goal in Game 5 of First Round series against Columbus in 2017. Goal came as Pens eliminated Blue Jackets to advance to Second Round.


3 GOAL STREAK
LAST: 02.18.16-02.21.16 (3)

3 ASSIST STREAK
LAST: 03.08.17-03.11.17 (3)

3 POINT STREAK
LAST: 04.02.17-04.06.17 (1G-2A)

LUKAS BENGTTSSON

D

PRONOUNCED BANG-suhn, LOO-kuhs**SIGNED** Through 2017-18 Season**DOB** 4/14/94 **BIRTHPLACE** Grums, Sweden

2016-17 SEASON

- Played 1st season in North America with Wilkes-Barre/Scranton of the American Hockey League.
- Finished with a plus-14 despite playing in only 16 games.
- Missed majority of the season with an illness.

CAREER/PERSONAL

- Played parts of 2 seasons with Frölunda of the Swedish Hockey League from 2014-16.
- Won the 2016 Swedish Hockey League championship with Frölunda while contributing 7 points (2G-5A) and a plus-7 in 12 postseason contests.
- Led the Frölunda defensive corps during the regular season with a plus-17 mark in 2016-17.
- Played in 113 regular-season contests for Mora IK of Hockey Allsvenskan (2nd highest Swedish hockey league).
- Recorded 68 career points (22G-48A) during his time with Mora IK.
- Posted back-to-back 30-point seasons with Mora IK (2013-14, '14-15).
- Tallied the most assists (20) by a junior in 2013-14 with Mora IK.
- Was part of Sweden's 2014 World Junior Championship silver medal team, gathering 3 points (1G-2A) in 7 games.

SHOOTS	HT	WT
Right	5-11	172

ACQUIRED

Signed as a free agent on April 27, 2016.

CAREER STATISTICS

YEAR	TEAM	LEAGUE	REGULAR SEASON										PLAYOFFS				
			GP	G	A	PTS	PIM	+/-	PP	SH	GW	S	GP	G	A	PTS	PIM
2010-11	Mora IK	SWE-18	33	3	12	15	4	--	--	--	--	--	3	0	0	0	0
	Mora IK	SWE-20 2	2	2	0	2	2	--	--	--	--	--	--	--	--	--	--
2011-12	Mora IK	SWE-18	9	1	2	3	0	2	--	--	--	--	--	--	--	--	--
	Mora IK	SWE-20	25	3	5	8	37	-4	--	--	--	--	--	--	--	--	--
	Mora IK	ALS	3	0	0	0	0	0	--	--	--	--	--	--	--	--	--
2012-13	Mora IK	SWE-20	32	4	14	18	18	-2	--	--	--	--	--	--	--	--	--
	Mora IK	ALS	22	1	3	4	2	-10	--	--	--	--	--	--	--	--	--
2013-14	Mora IK	SWE-20	2	2	2	4	4	4	1	0	0	9	--	--	--	--	--
	Mora IK	ALS	45	13	20	33	10	13	0	1	--	86	--	--	--	--	--
	Sweden	WJC	7	1	2	3	0	2	0	0	0	7	--	--	--	--	--
2014-15	Mora IK	ALS	43	8	23	31	10	13	3	0	2	130	--	--	--	--	--
	Frolunda	SWE	0	0	0	0	0	0	--	--	--	--	9	1	3	4	2
2015-16	Frolunda	SWE	30	7	7	14	12	--	--	--	--	--	12	2	5	7	0
	Frolunda	SWE-CHL	10	2	5	7	0	3	--	--	--	--	--	--	--	--	--
2016-17	Wilkes-Barre	AHL	16	1	5	6	6	14	0	0	0	25	--	--	--	--	--


TEDDY BLUEGER

C

PRONOUNCED BLEW-guhr, TEH-dee

SIGNED Through 2017-18 Season

DOB 8/15/94 **BIRTHPLACE** Riga, Latvia



SHOOTS	HT	WT
Left	6-0	185

ACQUIRED

Drafted by Penguins in 2nd round (52nd overall) of the 2012 NHL Draft.

2016-17 SEASON

- Completed 1st full season of pro hockey with Wilkes-Barre/Scranton of the American Hockey League.
- Finished in the top-10 in scoring on WBS with 31 points despite playing in just 54 contests.
- Ranked 2nd among forwards and 3rd overall on club with a plus-24.

CAREER/PERSONAL

- Played 1-plus seasons of pro hockey with Wilkes-Barre/Scranton of the American Hockey League.
- Played 4 seasons of college hockey at Minnesota State-Mankato from 2012-16. Secured Western Collegiate Hockey Association tournament championship in 2013-14 and '14-15.
- Completed his collegiate career with 108 points (31G-77A) in 155 games. He finished with 13 game-winning goals, 10 power-play goals and 2 shorthanded tallies.
- Named to Western Collegiate Hockey Association First All-Star Team in senior season in 2015-16 after finishing 2nd in the WCHA in scoring with 35 points.
- Tied for 9th place on Minnesota State-Mankato's career points list with 108 (31G-77A).
- Played 2 years of prep hockey at Shattuck St. Mary's in Minnesota from 2009-11.
- Helped lead Shattuck-St. Mary's to back-to-back National Championships in 2010-11 and '11-12.
- Suited up for Latvia for 5 major international tournaments: 3 times at the World Junior Championship (2012, '13, '14) and twice at the World Under-18 Championship (2011, '12).
- Helped the Latvians medal twice, winning a silver medal at the 2014 WJC and a gold at the 2011 Under-18 WJC.
- Led the 2011 World Under-18 Championship tournament in both goals (4) and faceoff percentage (68.8%).
- Named 1 of Latvia's 'Top-Three Players' at the 2013 World Junior Championship and the 2012 World Under-18 Championship.


CAREER STATISTICS

YEAR	TEAM	LEAGUE	REGULAR SEASON										PLAYOFFS					
			GP	G	A	PTS	PIM	+/-	PP	SH	GW	S	GP	G	A	PTS	PIM	
2009-10	Shattuck	HS-MN	53	20	40	60	84	--	--	--	--	--	--	--	--	--	--	--
2010-11	Shattuck	HS-MN	54	24	42	66	32	--	--	--	--	--	--	--	--	--	--	--
	Latvia	WJ-18	4	4	1	5	0	4	--	--	--	--	--	--	--	--	--	--
2011-12	Shattuck	HS-MN	51	24	64	88	63	--	--	--	--	--	--	--	--	--	--	--
	Latvia	WJC	6	1	2	3	2	-5	--	--	--	--	--	--	--	--	--	--
2012-13	Minn-Mankato	WCHA	37	6	13	19	40	--	1	0	2	--	--	--	--	--	--	--
	Latvia	WJC	6	1	1	2	8	-1	1	0	0	18	--	--	--	--	--	--
2013-14	Minn-Mankato	WCHA	40	4	22	26	55	--	2	0	1	--	--	--	--	--	--	--
	Latvia	WJC	3	0	1	1	8	-4	--	--	--	--	--	--	--	--	--	--
2014-15	Minn-Mankato	WCHA	37	10	18	28	26	9	4	1	3	103	--	--	--	--	--	--
2015-16	Minn-Mankato	WCHA	41	11	24	35	29	10	3	1	7	106	--	--	--	--	--	--
	Wilkes-Barre	AHL	10	0	0	0	2	-2	0	0	0	12	10	0	1	1	4	4
2016-17	Wilkes-Barre	AHL	54	7	24	31	20	24	1	0	2	83	5	1	0	1	2	2

JEAN-SEBASTIEN **DEA**

C
PRONOUNCED DEE, ZHAWN-suh-BAS-t'yehn

SIGNED Through 2017-18 Season

DOB 2/8/94 **BIRTHPLACE** Laval, QC


SHOOTS	HT	WT
Right	5-11	175

ACQUIRED

Signed as a free agent with the Penguins on Sept. 17, 2013.

2016-17 SEASON

- Made NHL debut with Penguins in the season finale on April 9 at NY Rangers. Played 11:18 minutes and posted 1 shot.
- Completed 2nd full season with Wilkes-Barre/Scranton of the American Hockey League.
- Was a member of the Penguins' 'Black Aces' taxi squad during the 2017 playoffs.

CAREER/PERSONAL


- Played 3-plus pro seasons with Wilkes-Barre/Scranton of the American Hockey League and Wheeling of the ECHL.
- Totaled 91 points (48G-43A) and a plus-27 in 192 career games in the American Hockey League, all with Wilkes-Barre/Scranton.
- Was a member of the Penguins' 'Black Aces' taxi squad during the 2016 and '17 championship runs.
- Tallied 192 career points (111G-81A) over 3 seasons with Rouyn-Noranda Huskies of the Quebec Major Junior Hockey League. Posted those 192 points in 183 career games – a 1.05 points per game average.
- Scored 49 goals in 2013-14 with Rouyn-Noranda, 18 more than the 2nd-highest player on the team. Total set a single-season career high and tied for 4th most in the entire QMJHL. His 75 points ranked 15th overall in the QMJHL.
- Helped lead Rouyn-Noranda to the QMJHL semifinals in 2013 playoffs. Led team and ranked 6th in league with 12 goals (6 on power play).
- Named Telus First Star after finishing October 2013 as QMJHL's leading scorer with 34 points in 17 games, including 3 hat tricks and 10 multi-point games.

CAREER STATISTICS

YEAR	TEAM	LEAGUE	REGULAR SEASON										PLAYOFFS				
			GP	G	A	PTS	PIM	+/-	PP	SH	GW	S	GP	G	A	PTS	PIM
2010-11	Charles-Lemoy	QMAAA	42	26	29	55	26	--	--	--	--	--	5	6	3	9	6
2011-12	Rouyn-Noranda	QMJHL	50	17	15	32	42	-5	4	0	3	71	4	1	2	3	0
2012-13	Rouyn-Noranda	QMJHL	68	45	40	85	59	21	25	2	4	157	14	12	9	21	24
2013-14	Rouyn-Noranda	QMJHL	65	49	26	75	53	4	17	6	8	249	9	6	3	9	12
	Wilkes-Barre	AHL	1	0	0	0	0	0	0	0	0	1	--	--	--	--	--
2014-15	Wilkes-Barre	AHL	43	10	11	21	16	1	7	0	3	88	4	0	0	0	2
	Wheeling	ECHL	14	4	3	7	6	2	1	0	--	47	--	--	--	--	--
2015-16	Wilkes-Barre	AHL	75	20	16	36	36	13	4	0	5	147	10	0	0	0	18
2016-17	PITTSBURGH	NHL	1	0	0	0	2	0	0	0	0	1	--	--	--	--	--
	Wilkes-Barre	AHL	73	18	16	34	59	13	2	0	5	124	5	2	1	3	4
PIT/NHL TOTALS			1	0	0	0	2	0	0	0	0	1	--	--	--	--	--

CASEY DESMITH

G

PRONOUNCED Duh-SMIHTH, KAY-see**SIGNED** Through 2018-19 Season**DOB** 8/31/91 **BIRTHPLACE** Rochester, NH

2016-17 SEASON

- Split starting duties for Wilkes-Barre/Scranton of the American Hockey League with Tristan Jarry.
- Paired with Jarry to win the Harry "Hap" Holmes Memorial Award, given to the AHL goaltenders who combine to post the lowest goals-against average [2.19].
- Set pro career highs in games played [29], wins [21], goals-against average [2.01] and save percentage [.926].
- His 2.01 GAA led the entire AHL [minimum 25 games played] and his .926 save percentage topped all WBS netminders.
- Named to AHL 2016-17 All-Rookie Team.

CAREER/PERSONAL

- Played 2 years of pro hockey with Wilkes-Barre/Scranton of the American Hockey League and Wheeling of the ECHL.
- Has a career 23-7-3 record in the AHL along with a 2.00 GAA and .926 save percentage.
- Originally signed with the Penguins as an undrafted free agent. Following 2 spectacular seasons, earned an NHL contract with the club.
- Played 3 seasons of collegiate hockey at the University of New Hampshire from 2011-14.
- Posted a career college mark of 48-36-8 with a 2.32 GAA, .923 save percentage and 9 shutouts.
- Set school record shutout streak in 2012-13 at 203:32 minutes [spanned 3-plus games].
- Named to Hockey East All-Rookie Team and was Hockey East Honorable Mention All-Star selection in 2012-13.
- Registered a career-high 50 saves at Boston University on March 11, 2012.
- Backstopped the Indiana Ice of the USHL for 2 seasons from 2009-11.

CATCH	HT	WT
Left	6-0	180

ACQUIRED

Signed by Penguins as an unrestricted free agent on July 1, 2017.

CAREER STATISTICS

YEAR	TEAM	LEAGUE	REGULAR SEASON								PLAYOFFS							
			GP	W	L	OTL	MIN	GA	SO	GAA	SV%	GP	W-L	MIN	GA	SO	GAA	SV%
2009-10	Indiana	USHL	27	11	11	1	1434	76	0	3.18	.897	8	4-3	412	17	0	2.48	.922
2010-11	Indiana	USHL	37	22	13	2	2174	92	3	2.54	.920	4	2-2	229	10	1	2.63	.929
2011-12	New Hampshire	HE	22	9	10	1	1285	50	1	2.33	.926	--	--	--	--	--	--	--
2012-13	New Hampshire	HE	38	19	10	7	2204	82	7	2.23	.924	--	--	--	--	--	--	--
2013-14	New Hampshire	HE	37	20	16	0	2148	86	0	2.40	.920	--	--	--	--	--	--	--
2015-16	Wheeling	ECHL	13	5	2	0	611	26	0	2.55	.915	--	--	--	--	--	--	--
	Wilkes-Barre	AHL	6	2	2	0	308	10	0	1.94	.925	9	5-4	541	22	1	2.44	.919
2016-17	Wilkes-Barre	AHL	29	21	5	3	1730	97	1	2.01	.926	5	2-3	302	14	0	2.78	.916


THOMAS DI PAULI

C

PRONOUNCED DEE-paw-LEE, TAW-muhs

SIGNED Through 2017-18 Season

DOB 4/29/94 **BIRTHPLACE** Caldaro, Italy



SHOOTS	HT	WT
Left	5-11	188

ACQUIRED

Signed as a free agent on August 19, 2016.

2016-17 SEASON

- Completed 1st full season of pro hockey with Wilkes-Barre/Scranton of the American Hockey League.
- Limited to just 21 games played due to various injuries.

CAREER/PERSONAL


- Played 1 season of pro hockey with Wilkes-Barre/Scranton of the American Hockey League.
- Played 4 seasons of collegiate hockey for Notre Dame from 2012-16. Totaled 30 goals, 48 assists and 78 points in 145 career games for the Fighting Irish.
- Played in the longest game in NCAA Division I men's ice hockey history in a 5-overtime affair against UMass on March 7, 2015. The game lasted 151:42 minutes and took 5 hours, 55 minutes to play. UMass prevailed, 4-3.
- Originally drafted by Washington in the 4th round (100th overall) of the 2012 NHL Draft at CONSOL Energy Center.
- Was selected to the 2014 U.S. World Junior National Team where he recorded 3 assists in 5 games.
- Represented the United States at the 2012 World Under-18 Junior Championship, where he helped lead America to gold. Won a silver medal with the United States at the Under-17 World Hockey Challenge.
- 2-time invitee to the U.S. National Junior Evaluation Camp in Lake Placid, New York (2012 and '13).
- Spent 2 seasons with U.S. National Team Developmental Program in Ann Arbor, Michigan.
- Moved to Downers Grove, Illinois at the age of 12 to play AAA hockey for the Chicago Mission, along with his brother Theo. Moved from Italy with his brother, sister, Sandra, and mother Christina. His father, Alexander, remained in Italy but visited when he could.
- Speaks 4 languages – English, Italian, Spanish and German. Though he grew up in northern Italy, the city of Caldaro's main language is German due to its close proximity to the Austrian border.

CAREER STATISTICS

YEAR	TEAM	LEAGUE	REGULAR SEASON										PLAYOFFS				
			GP	G	A	PTS	PIM	+/-	PP	SH	GW	S	GP	G	A	PTS	PIM
2010-11	United States	USHL	32	4	11	15	16	-1	2	0	0	48	2	0	1	1	0
	United States	U-17	17	4	9	12	10	--	--	--	--	--	--	--	--	--	
2011-12	United States	USHL	21	6	5	11	6	11	0	1	1	41	--	--	--	--	--
	United States	U-18	34	5	5	10	16	--	--	--	--	--	--	--	--	--	
	United States	WJC-18	6	1	0	1	0	0	0	0	0	--	--	--	--	--	
2012-13	Notre Dame	H-East	41	5	7	12	31	8	0	0	1	74	--	--	--	--	--
2013-14	Notre Dame	H-East	26	3	2	5	12	0	0	0	1	41	--	--	--	--	--
	United States	WJC	5	0	3	3	2	2	0	0	0	5	--	--	--	--	--
2014-15	Notre Dame	H-East	41	8	21	29	24	8	3	0	3	90	--	--	--	--	--
2015-16	Notre Dame	H-East	37	14	18	32	16	13	3	0	2	135	--	--	--	--	--
2016-17	Wilkes-Barre	AHL	21	2	0	2	20	0	0	0	0	22	--	--	--	--	--

ADAM JOHNSON

F

PRONOUNCED JAWN-suhn, A-duhm**SIGNED** Through 2018-19 Season**DOB** 6/22/94 **BIRTHPLACE** Hibbing, MN

2016-17 SEASON

- Completed sophomore campaign with Minnesota-Duluth.
- Set collegiate career highs across the board in games played (42), goals (18), assists (19), points (37), power-play goals (7) and game-winning goals (5).
- His 18 goals and 19 assists both ranked 2nd on the club.
- Helped Bulldogs earn a berth in the NCAA Frozen Four after scoring overtime, power-play tally to defeat Boston University, 3-2. Minn.-Duluth advanced to the NCAA championship, eventually falling to Denver, 3-2.
- Versatile skater played all three forward positions during the season. Even filled in on defense, as well as power-play quarterback, due to a number of injuries on the backend.
- Attended Penguins 2017 prospect development camp.
- Signed pro contract with the Penguins at the conclusion of college campaign.

SHOOTS	HT	WT
Left	6-0	174

ACQUIRED

Signed as free agent on July 6, 2017.

CAREER/PERSONAL


- Played the past 2 seasons in college hockey with Minnesota-Duluth.
- Posted 24 goals and 55 points in 81 career college contests.
- Father, Davey, and uncle, Gary DeGrio, both played 4 years of college hockey with Minn.-Duluth. Davey was captain during senior campaign in 1980-81.
- Logged 2-plus seasons in the USHL with Indiana and Sioux City.
- Finished 2nd in the USHL in scoring in 2014-15 with 71 points (31G-40A). Named All-USHL First Team.
- Finalist for Minnesota Mr. Hockey Award in 2012-13 while playing high school hockey in Hibbing, MN.
- Also a 6-time letterman in tennis at Hibbing High School.

CAREER STATISTICS

YEAR	TEAM	LEAGUE	REGULAR SEASON										PLAYOFFS					
			GP	G	A	PTS	PIM	+/-	PP	SH	GW	S	GP	G	A	PTS	PIM	
2012-13	Indiana	USHL	6	0	2	2	0	0	0	0	0	0	6	--	--	--	--	--
2013-14	Sioux City	USHL	56	15	31	46	25	0	0	1	1	124	8	4	3	7	6	
2014-15	Sioux City	USHL	59	31	40	71	24	0	3	6	7	222	5	1	2	3	2	
2015-16	Minn.-Duluth	NCHC	39	6	12	18	8	-3	2	0	0	95	--	--	--	--	--	
2016-17	Minn.-Duluth	NCHC	42	18	19	37	18	5	7	0	5	133	--	--	--	--	--	

TROY JOSEPHS

C

PRONOUNCED JOH-sehfs, TROI**SIGNED** Through 2017-18 (AHL contract)**DOB** 5/9/94**BIRTHPLACE** Whitby, ON

2016-17 SEASON

- Played in his 1st pro game with Wilkes-Barre/Scranton of the American Hockey League on March 21, 2017 against Hartford following the conclusion of his senior season at Clarkson.
- Played in 13 games for WBS and 1 postseason contest.
- Led Clarkson in goals with 20, the most by a Golden Knight in 7 years, as well as power-play goals (7), game-winning goals (5) and a plus-10.
- Posted 33 points during senior season, 1 point shy of equaling combined total of the previous 3 seasons.
- Named to ECAC Hockey All-Academic team.

CAREER/PERSONAL

- Made professional hockey debut in 2016-17 with Wilkes-Barre/Scranton of the American Hockey League.
- Played 4 seasons of college hockey at Clarkson University from 2013-17.
- Amassed 67 points (30G-37A) in his 134 collegiate games.
- Played 2-plus seasons in the Ontario Junior Hockey League from 2010-13 with Pickering and St. Michael's.
- Tallied 66 points (32G-34A) in 90 contests during OJHL career.

SHOOTS	HT	WT
Left	6-1	184

ACQUIRED


Drafted by Penguins in the 7th round (209th overall) of the 2013 NHL Draft.

CAREER STATISTICS

YEAR	TEAM	LEAGUE	REGULAR SEASON										PLAYOFFS				
			GP	G	A	PTS	PIM	+/-	PP	SH	GW	S	GP	G	A	PTS	PIM
2009-10	Whitby	ETAMMHL	70	27	25	52	52	--	--	--	--	--	4	0	0	0	6
2010-11	PEAC	HS	52	29	38	67	38	--	--	--	--	--	--	--	--	--	--
	Pickering	OJHL	7	4	1	5	4	--	1	0	0	--	--	--	--	--	--
2011-12	St. Michael's	OJHL	41	11	13	24	10	--	2	0	2	--	5	0	0	0	2
2012-13	St. Michael's	OJHL	42	17	20	37	64	--	1	2	3	--	24	7	13	20	38
	Canada East	WJAC-19	5	1	1	2	8	--	--	--	--	--	--	--	--	--	--
2013-14	Clarkson	ECAC	33	2	3	5	60	-6	0	0	1	--	--	--	--	--	--
2014-15	Clarkson	ECAC	36	3	14	17	14	7	0	0	0	79	--	--	--	--	--
2015-16	Clarkson	ECAC	28	5	7	12	35	-7	0	1	0	--	--	--	--	--	--
2016-17	Clarkson	ECAC	37	20	13	33	42	10	7	0	5	--	--	--	--	--	--
	Wilkes-Barre	AHL	13	1	1	2	10	1	0	0	0	20	1	0	0	0	0

SEAN MAGUIRE

G

PRONOUNCED muh-GWIH-uhr, SHAWN**SIGNED** Through 2017-18 Season**DOB** 2/2/93 **BIRTHPLACE** Edmonton, AB

CATCH	HT	WT
Left	6-2	202

ACQUIRED

Drafted by Penguins in the 4th round (113th overall) of the 2012 NHL Draft.

2016-17 SEASON

- Played 1st full season of pro hockey with Wheeling (ECHL) and Wilkes-Barre/Scranton (American Hockey League).
- Led Wheeling in games played (35), goals-against average (3.20) and save percentage (.897).
- Served as emergency 3rd-string goalie for Penguins in first 2 rounds of their 2017 Stanley Cup title run.

CAREER/PERSONAL

- Played 1-plus seasons of pro hockey with Wheeling of the ECHL and Wilkes-Barre/Scranton of the American Hockey League.
- Played 3 seasons of college hockey at Boston University from 2012-14 and '15-16.
- Sat out his 2014-15 season with Boston University as a medical redshirt after playing 37 games in his first 2 seasons.
- Named a Hockey East Top Performer of the week 4 times as a freshman and once as a sophomore.
- Collected his first collegiate shutout in his home debut with BU. Stopped 21 shots in 4-0 win over St. Lawrence on November 24, 2012.
- Played 2 seasons with the Powell River Kings of the British Columbia Hockey League (BCHL) before joining BU.
- Was 30-20-1 with 7 shutouts and named a BCHL Second-Team All-Star in 2012.
- 2-time co-winner of the BCHL's Wally Forslund Memorial Trophy (lowest combined GAA) with teammate Michael Garteig.
- Backstopped Team Canada West to a gold medal at the World Junior A Challenge in 2011 and was named tournament's top goaltender.

CAREER STATISTICS

YEAR	TEAM	LEAGUE	REGULAR SEASON									PLAYOFFS						
			GP	W	L	OTL	MIN	GA	SO	GAA	SV%	GP	W-L	MIN	GA	SO	GAA	SV%
2010-11	Powell River	BCHL	15	10	3	0	841	35	2	2.50	.903	2	0-0	44	1	0	1.36	--
2011-12	Powell River	BCHL	31	17	12	1	1774	69	3	2.33	.913	15	7-6	808	28	2	2.08	--
2012-13	Boston U	H-East	21	13	8	0	1230	52	4	2.54	.926	--	--	--	--	--	--	--
2013-14	Boston U	H-East	16	3	12	0	868	42	0	2.90	.919	--	--	--	--	--	--	--
2014-15	Boston U	H-East	--	--	--	--	--	--	--	--	--	--	--	--	--	--	--	--
2015-16	Boston U	H-East	25	13	9	1	1372	55	1	2.41	.920	--	--	--	--	--	--	--
	Wilkes-Barre	AHL	1	0	0	1	13	0	0	0.00	1.000	--	--	--	--	--	--	--
2016-17	Wilkes-Barre	AHL	1	1	0	0	60	4	0	4.00	.846	--	--	--	--	--	--	--
	Wheeling	ECHL	35	14	16	4	2025	108	2	3.20	.897	--	--	--	--	--	--	--

ETHAN PROW

D

PRONOUNCED PROW, EE-thin

SIGNED Through 2017-18 Season

DOB 11/17/92 **BIRTHPLACE** Sauk Rapids, MN



SHOOTS	HT	WT
Right	5-11	180

ACQUIRED

Signed as a free agent on March 29, 2016.

2016-17 SEASON

- Completed 1st full pro season with Wilkes-Barre/Scranton of the American Hockey League.


CAREER/PERSONAL

- Played 1-plus seasons with Wilkes-Barre/Scranton of the American Hockey League.
- Played in 149 career games for St. Cloud State, registering 99 points (19G-80A), a plus-51 and 24 penalty minutes in 4 years.
- Captained St. Cloud State to a National Collegiate Hockey Conference tournament championship in 2016.
- Was a Hobey Baker Award Finalist as the best college hockey player in the country in 2016-17 after posting 38 points (8G-30A) in senior campaign. His 30 assists and 38 points (8G-30A) were career highs and the most by any NCAA defenseman.
- Received NCHC Player of the Year, Defenseman of the Year, Offensive Defenseman of the Year honors and named an All-NCHC First-Team All-Star in 2016-17.
- Named to 2015 NCAA West Region All-Tournament Team.
- Was named to the All-NCHC Academic Team as both a sophomore and junior.
- Played 2 seasons of junior hockey with Des Moines of the United States Hockey League.
- Earned All-Conference status as a prep hockey player in the Central Lakes Conference (Sauk Rapids-Rice High School).

CAREER STATISTICS

YEAR	TEAM	LEAGUE	REGULAR SEASON										PLAYOFFS					
			GP	G	A	PTS	PIM	+/-	PP	SH	GW	S	GP	G	A	PTS	PIM	
2010-11	Des Moines	USHL	59	8	14	22	28	-8	--	--	--	--	--	--	--	--	--	--
2011-12	Des Moines	USHL	56	2	22	24	22	-9	--	--	--	--	--	--	--	--	--	--
2012-13	St. Cloud State	WCHA	39	3	12	15	2	--	--	--	--	--	--	--	--	--	--	--
2013-14	St. Cloud State	NCHC	38	4	19	23	14	--	1	0	2	--	--	--	--	--	--	--
2014-15	St. Cloud State	NCHC	35	4	19	23	6	-4	4	0	0	--	--	--	--	--	--	--
2015-16	St. Cloud State	NCHC	37	8	30	38	2	29	6	0	0	56	--	--	--	--	--	--
	Wilkes-Barre	AHL	5	0	1	1	6	1	0	0	0	8	2	0	0	0	0	0
2016-17	Wilkes-Barre	AHL	59	1	15	16	24	1	0	0	0	71	5	1	0	1	2	
	Wheeling	ECHL	1	0	2	2	0	-2	0	0	0	0	--	--	--	--	--	--

JEFF TAYLOR

D**PRONOUNCED** YAY-luhr, JEHF**SIGNED** Through 2018-19 Season**DOB** 4/13/94 **BIRTHPLACE** Albany, NY

2016-17 SEASON

- Played in his 1st pro game with Wilkes-Barre/Scranton of the American Hockey League on March 31, 2017 at Springfield following the conclusion of his senior season at Union College.
- Appeared in 6 contests for WBS down the stretch of the regular season.
- Finished senior campaign by setting career highs in goals (9) and points (33) while being named All-ECAC Second Team.
- Served as alternate captain and helped Union earn a berth in the NCAA Tournament.

CAREER/PERSONAL

- Made the jump to pro hockey at the conclusion of collegiate career. Suited up for Wilkes-Barre/Scranton of the American Hockey League.
- Participated in 4 seasons of college hockey with Union from 2013-17.
- Key member of Union's 2014 NCAA national championship team. Assisted on Union's opening goal in the Championship Game.
- Ended college career with 92 points (18G-74A) and a plus-33 in 149 contests.
- Named All-ECAC Third Team as a sophomore in 2014-15 and ECAC All-Rookie Team in 2013-14.
- Played 1 season with Dubuque of the USHL.
- Played high school hockey at Albany Academy. Helped the Fighting Saints win Clark Cup championship.

SHOOTS	HT	WT
Left	5-11	181

ACQUIRED

Drafted by Penguins in the 7th round (203rd overall) of the 2014 NHL Draft.


CAREER STATISTICS

YEAR	TEAM	LEAGUE	REGULAR SEASON										PLAYOFFS					
			GP	G	A	PTS	PIM	+/-	PP	SH	GW	S	GP	G	A	PTS	PIM	
2010-11	Albany Acad.	USHS	36	7	28	35	--	--	--	--	--	--	--	--	--	--	--	--
2011-12	Albany Acad.	USHS	26	10	28	38	--	--	--	--	--	--	--	--	--	--	--	--
2012-13	Dubuque	USHL	57	5	22	27	16	41	3	0	0	92	11	0	5	5	4	
2013-14	Union	ECAC	41	3	13	16	18	21	0	0	0	39	--	--	--	--	--	--
2014-15	Union	ECAC	34	4	27	31	28	5	3	0	2	66	--	--	--	--	--	--
2015-16	Union	ECAC	36	2	10	12	37	-8	1	0	1	--	--	--	--	--	--	--
2016-17	Union	ECAC	38	9	24	33	24	15	6	0	4	101	--	--	--	--	--	--
	Wilkes-Barre	AHL	6	0	0	0	0	0	0	0	0	5	--	--	--	--	--	--

FREDERIK TIFFELS

LW
PRONOUNCED TIH-fuhlz, FREH-duhr-ihk

SIGNED Through 2018-19 Season

DOB 5/20/95 **BIRTHPLACE** Cologne, Germany


2016-17 SEASON

- Appeared in all 37 games during junior season with Western Michigan of the NCHC.
- Tied a career high with 21 points while helping the Broncos reach the NCHC semifinals and the NCAA Tournament.
- Academic All-NCHC selection and NCHC Scholar Athlete.
- Scored 2 goals in the World Championship to help Germany reach the quarterfinals.

CAREER/PERSONAL

- Played 3 seasons of college hockey at Western Michigan of the NCHC.
- Appeared in 105 career games with Western Michigan, posting 27 goals and 59 points.
- Is 1st German national to play for the Broncos.
- Played 2 seasons in the USHL with Muskegon, Fargo and Cedar Rapids from 2012-14.
- Tallied 62 points (16G-46A) in 106 career games.
- Represented his country on the international stage at the 2017 World Championship, the 2013 and '14 World Junior Championship and the 2011 and '12 World Junior U-18 Championship.
- Scored 3 points in an upset win against Czech Republic in the 2014 WJC, while chipping in 2 goals in the group stage of the 2017 World Championship.

SHOOTS	HT	WT
Left	6-0	192


ACQUIRED

Drafted by the Penguins in the 6th round (167th overall) of the 2015 NHL Draft.

CAREER STATISTICS

YEAR	TEAM	LEAGUE	REGULAR SEASON										PLAYOFFS					
			GP	G	A	PTS	PIM	+/-	PP	SH	GW	S	GP	G	A	PTS	PIM	
2010-11	Germany	WJC-18	6	0	0	0	2	-2	--	--	--	--	--	--	--	--	--	--
2011-12	Germany	WHC-17	5	2	0	2	6	--	--	--	--	--	--	--	--	--	--	
	Germany	WJC-18	6	2	0	2	25	-2	--	--	--	--	--	--	--	--	--	
2012-13	Muskegon	USHL	50	3	22	25	10	13	1	0	0	78	3	1	0	1	0	
	Germany	WJC	6	0	0	0	2	-8	--	--	--	--	--	--	--	--	--	
2013-14	Muskegon	USHL	13	3	2	5	4	2	1	0	1	39	--	--	--	--	--	
	Fargo	USHL	12	1	4	5	2	-7	0	0	0	31	--	--	--	--	--	
	Cedar Rapids	USHL	31	9	18	27	4	14	4	0	2	66	4	1	0	1	2	
2014-15	Germany	WJC	7	3	2	5	12	-2	--	--	--	--	--	--	--	--	--	
	Western Michigan	NCAC	32	11	10	21	14	6	2	1	1	87	--	--	--	--	--	
2015-16	Germany	WJC	6	2	2	4	2	-6	--	--	--	--	--	--	--	--	--	
	Western Michigan	NCHC	36	7	10	17	25	-16	3	0	0	102	--	--	--	--	--	
2016-17	Western Michigan	NCHC	37	9	12	21	12	-6	3	0	1	82	--	--	--	--	--	
	Germany	WC	8	2	0	2	6	0	0	0	1	13	--	--	--	--	--	

IN THE SYSTEM




NICLAS ALMARI

Pos: D Ht: 6-1 Wt: 167 DOB: 5/11/98 POB: Espoo, Finland

Acquired: Drafted by Penguins in 5th round (151st overall) of 2016 NHL Draft.

CAREER STATISTICS

YEAR	TEAM	LEAGUE	REGULAR SEASON										PLAYOFFS				
			GP	G	A	PTS	PIM	+/-	PP	SH	GW	S	GP	G	A	PTS	PIM
2013-14	Espoo	FIN-18	6	0	1	1	2	--	--	--	--	--	6	0	3	3	0
2014-15	Espoo	FIN-18	17	2	4	6	10	--	--	--	--	--	9	2	3	5	2
	Espoo	FIN-Jr.	26	4	4	8	16	--	--	--	--	--	--	--	--	--	--
2015-16	Espoo	FIN-18	5	2	3	5	0	--	--	--	--	--	--	--	--	--	--
	Espoo	FIN-Jr.	12	0	0	0	4	--	--	--	--	--	--	--	--	--	--
	Helsinki	FIN-Jr.	27	2	5	7	10	--	--	--	--	--	2	0	1	1	4
2016-17	Hameenlinna	SM-liiga	24	3	2	5	10	5	--	--	--	--	--	--	--	--	--
	Lempaala	Mestis	23	1	6	7	8	-3	--	--	--	--	--	--	--	--	--




ANTHONY ANGELLO

Pos: C Ht: 6-4 Wt: 197 DOB: 3/6/96 POB: Albany, NY

Acquired: Drafted by Penguins in 5th round (145th overall) of 2014 NHL Draft.

CAREER STATISTICS

YEAR	TEAM	LEAGUE	REGULAR SEASON										PLAYOFFS				
			GP	G	A	PTS	PIM	+/-	PP	SH	GW	S	GP	G	A	PTS	PIM
2011-12	Syracuse	EMJHL	36	11	21	32	18	--	--	--	--	--	4	0	1	1	4
	Fayetteville-Manlius	USHS	18	32	31	63	--	--	--	--	--	--	1	1	2	3	--
2012-13	Syracuse	EMJHL	40	31	29	60	60	--	--	--	--	--	3	1	3	4	2
	Fayetteville-Manlius	USHS	16	34	31	65	40	--	--	--	--	--	--	--	--	--	--
2013-14	Omaha	USHL	58	11	10	21	85	-10	1	0	1	75	4	0	1	1	4
2014-15	Omaha	USHL	56	19	16	35	90	9	3	2	2	107	3	1	1	2	4
	United States	WJAC-19	4	2	3	5	0	--	--	--	--	--	--	--	--	--	--
2015-16	Cornell	ECAC	34	11	13	24	26	9	3	0	3	--	--	--	--	--	--
2016-17	Cornell	ECAC	35	12	8	20	51	6	2	0	2	79	--	--	--	--	--




DANE BIRKS

Pos: D Ht: 6-2 Wt: 183 DOB: 8/29/95 POB: Merritt, BC

Acquired: Drafted by Penguins in 6th round (164th overall) of 2013 NHL Draft.

CAREER STATISTICS

YEAR	TEAM	LEAGUE	REGULAR SEASON										PLAYOFFS				
			GP	G	A	PTS	PIM	+/-	PP	SH	GW	S	GP	G	A	PTS	PIM
2011-12	Creston Valley	KIJHL	47	3	21	24	72	--	--	--	--	--	6	0	1	1	20
	Trail	BCHL	10	0	0	0	12	--	--	--	--	--	--	--	--	--	--
2012-13	Merritt	BCHL	52	5	15	20	28	0	3	0	1	--	5	0	1	1	6
2013-14	Merritt	BCHL	50	4	17	21	57	0	2	0	0	--	1	0	0	0	0
	Canada West	WJAC-19	4	0	2	2	4	--	0	0	0	--	--	--	--	--	--
2014-15	Michigan Tech	WCHA	--	--	--	--	--	--	--	--	--	--	--	--	--	--	--
2015-16	Michigan Tech	WCHA	31	0	3	3	16	5	0	0	0	18	--	--	--	--	--
2016-17	Michigan Tech	WCHA	42	2	7	9	26	12	0	1	1	25	--	--	--	--	--




KASPER BJORKQVIST

Pos: RW Ht: 6-1 Wt: 198 DOB: 7/10/97 POB: Espoo, Finland

Acquired: Drafted by Penguins in 2nd round (61st overall) of 2016 NHL Draft.

CAREER STATISTICS

YEAR	TEAM	LEAGUE	REGULAR SEASON										PLAYOFFS				
			GP	G	A	PTS	PIM	+/-	PP	SH	GW	S	GP	G	A	PTS	PIM
2013-14	Espoo	FIN-18	21	9	12	21	12	--	--	--	--	--	11	5	2	7	16
	Akatemia Espoo	FIN-18	3	5	3	8	0	--	--	--	--	--	--	--	--	--	--
	Espoo	FIN-Jr.	17	3	4	7	8	--	--	--	--	--	--	--	--	--	--
2014-15	Espoo	FIN-Jr.	34	19	11	30	82	--	--	--	--	--	8	0	2	2	2
2015-16	Espoo	FIN-Jr.	45	28	38	66	32	--	--	--	--	--	2	1	1	2	2
2016-17	Providence	HE	30	3	6	9	8	2	0	0	0	60	--	--	--	--	--




ALEX D'ORIO

Pos: G Ht: 6-2 Wt: 198 DOB: 4/28/99 POB: Sherbrooke, PQ

Acquired: Signed as a free agent on Sept. 20, 2017.

CAREER STATISTICS

YEAR	TEAM	LEAGUE	REGULAR SEASON									PLAYOFFS						
			GP	W	L	OTL	MIN	GA	SO	GAA	SV%	GP	W-L	MIN	GA	SO	GAA	SV%
2015-16	Canada Black	WHC-17	2	--	--	--	--	--	--	2.90	.895	--	--	--	--	--	--	--
2016-17	Saint John	QMJHL	28	19	4	--	1499	60	1	2.40	.903	--	--	--	--	--	--	--



JAN DROZG

Pos: LW Ht: 6-0 Wt: 174 DOB: 4/1/99 POB: Maribor, SVN

Acquired: Drafted by Penguins in 5th round (152nd overall) of 2017 NHL Draft.

CAREER STATISTICS

YEAR	TEAM	LEAGUE	REGULAR SEASON										PLAYOFFS					
			GP	G	A	PTS	PIM	+/-	PP	SH	GW	S	GP	G	A	PTS	PIM	
2014-15	Slovenia	WJC U-18	5	4	2	6	0	--	--	--	--	--	--	--	--	--	--	--
2015-16	Leksands	SVN-18	22	16	15	31	16	--	--	--	--	--	--	--	--	--	--	--
	Leksands	SVN	1	0	0	0	2	--	--	--	--	--	--	--	--	--	--	--
2016-17	Slovenia	WJC-18	5	3	4	7	2	--	--	--	--	--	--	--	--	--	--	--
	Leksands	SVN-18	18	12	16	28	8	--	--	--	--	--	--	--	--	--	--	--
	Leksands	SVN	4	3	2	5	0	--	--	--	--	--	2	1	0	1	0	
	Slovenia	WJC-18	5	5	8	13	4	--	--	--	--	--	--	--	--	--	--	--
	Slovenia	WJC	3	1	2	3	2	--	--	--	--	--	--	--	--	--	--	--




FILIP GUSTAVSSON

Pos: G Ht: 6-2 Wt: 184 DOB: 6/7/98 POB: Skelleftea, Sweden

Acquired: Drafted by Penguins in 2nd round (55th overall) of 2016 NHL Draft.

CAREER STATISTICS

YEAR	TEAM	LEAGUE	REGULAR SEASON										PLAYOFFS					
			GP	W	L	OTL	MIN	GA	SO	GAA	SV%	GP	W-L	MIN	GA	SO	GAA	SV%
2013-14	Skelleftea AIK	SWE-18	18	15	3	0	1082	28	4	1.55	--	--	--	--	--	--	--	--
2014-15	Lulea	SWE-18	18	9	9	0	1092	40	2	2.20	--	--	--	--	--	--	--	--
	Lulea	SWE-Jr.	7	1	6	0	424	28	0	3.96	--	--	--	--	--	--	--	--
2015-16	Lulea	SWE-Jr.	20	8	11	0	1154	62	0	3.22	.893	1	0-1	60	3	0	3.00	--
	Lulea	SWE	6	4	2	0	359	13	0	2.17	.910	1	0-0	1	0	0	0.00	--
	Sweden	WJC-18	5	3	1	0	289	13	0	2.70	.906	--	--	--	--	--	--	--
2016-17	Lulea	SWE	15	4	10	0	845	38	0	2.70	.911	2	--	--	--	--	3.53	--
	Sweden	WJC	1	1	0	0	60	2	0	2.00	.947	--	--	--	--	--	--	--




CONNOR HALL

Pos: D Ht: 6-3 Wt: 190 DOB: 2/21/98 POB: Cambridge, ON

Acquired: Drafted by Penguins in 3rd round (77th overall) of 2016 NHL Draft.

CAREER STATISTICS

YEAR	TEAM	LEAGUE	REGULAR SEASON										PLAYOFFS				
			GP	G	A	PTS	PIM	+/-	PP	SH	GW	S	GP	G	A	PTS	PIM
2014-15	Elmira	ON-Jr.B	37	2	3	5	111	--	--	--	--	--	11	0	2	2	16
	Elmira	Suth-Cup	5	1	1	2	19	--	--	--	--	--	--	--	--	--	--
2015-16	Kitchener	OHL	8	0	0	0	11	0	0	0	0	--	--	--	--	--	
	Elmira	ON-Jr.B	3	1	0	1	6	--	--	--	--	--	--	--	--	--	
	Kitchener	OHL	39	2	7	9	49	7	--	--	--	--	9	1	4	5	19
	Canada	WJC-18	6	1	1	2	4	2	0	0	0	5	--	--	--	--	--
2016-17	Kitchener	OHL	17	1	2	3	35	-4	0	0	0	16	--	--	--	--	--




RYAN JONES

Pos: D Ht: 6-2 Wt: 186 DOB: 5/26/96 POB: Munster, IN

Acquired: Drafted by Penguins in 4th round (121st overall) of 2016 NHL Draft.

CAREER STATISTICS

YEAR	TEAM	LEAGUE	REGULAR SEASON											PLAYOFFS				
			GP	G	A	PTS	PIM	+/-	PP	SH	GW	S	GP	G	A	PTS	PIM	
2013-14	Indiana	Minor-18	44	9	12	21	56	--	--	--	--	--	--	--	--	--	--	--
	Indiana	HPHL-18	10	2	2	4	10	--	--	--	--	--	--	--	--	--	--	--
	Minnesota	NAHL	1	0	0	0	0	1	0	0	0	--	--	--	--	--	--	--
2014-15	Lincoln	USHL	60	4	9	13	69	-14	--	--	--	--	--	--	--	--	--	--
2015-16	Lincoln	USHL	60	3	27	30	112	8	--	--	--	--	4	0	1	1	16	--
2016-17	Nebraska-Omaha	NCHC	35	1	5	6	52	-7	0	0	0	28	--	--	--	--	--	--




SAM LAFFERTY

Pos: C Ht: 6-1 Wt: 184 DOB: 3/6/95 POB: Hollidaysburg, PA

Acquired: Drafted by Penguins in 4th round (113th overall) of 2014 NHL Draft.

CAREER STATISTICS

YEAR	TEAM	LEAGUE	REGULAR SEASON											PLAYOFFS				
			GP	G	A	PTS	PIM	+/-	PP	SH	GW	S	GP	G	A	PTS	PIM	
2011-12	Deerfield	USHS	25	8	8	16	--	--	--	--	--	--	--	--	--	--	--	--
2012-13	Deerfield	USHS	24	9	15	24	--	--	--	--	--	--	--	--	--	--	--	--
2013-14	Boston	Minor	11	2	9	11	2	--	--	--	--	--	--	--	--	--	--	--
	Deerfield	USHS	25	21	34	55	--	--	--	--	--	--	--	--	--	--	--	--
2014-15	Brown	ECAC	31	4	8	12	16	-9	0	0	1	41	--	--	--	--	--	--
2015-16	Brown	ECAC	31	4	6	10	4	-7	1	0	1	--	--	--	--	--	--	--
2016-17	Brown	ECAC	31	13	22	35	32	-2	0	2	0	83	--	--	--	--	--	--




ZACHARY LAUZON

Pos: D Ht: 6-1 Wt: 187 DOB: 10/10/98 POB: Val-d'Or, QC

Acquired: Drafted by Penguins in 2nd round (51st overall) of 2017 NHL Draft.

CAREER STATISTICS

YEAR	TEAM	LEAGUE	REGULAR SEASON											PLAYOFFS				
			GP	G	A	PTS	PIM	+/-	PP	SH	GW	S	GP	G	A	PTS	PIM	
2014-15	Rouyn-Noranda	QMJHL	11	0	1	1	6	-4	--	--	--	5	1	0	0	0	0	
2015-16	Rouyn-Noranda	QMJHL	61	1	11	12	77	28	--	--	1	47	17	2	4	6	13	
2016-17	Rouyn-Noranda	QMJHL	63	3	18	21	90	42	--	--	1	90	11	1	1	2	0	



NIKITA PAVLYCHEV

Pos: C Ht: 6-7 Wt: 200 DOB: 3/23/97 POB: Yaroslavl, Russia

Acquired: Drafted by Penguins in 7th round (197th overall) of 2015 NHL Draft.

CAREER STATISTICS

YEAR	TEAM	LEAGUE	REGULAR SEASON										PLAYOFFS				
			GP	G	A	PTS	PIM	+/-	PP	SH	GW	S	GP	G	A	PTS	PIM
2012-13	Wilkes-Barre	AYHL	21	10	16	26	47	--	--	--	--	--	2	0	3	3	10
2013-14	Wilkes-Barre	AYHL	22	9	14	23	65	--	--	--	--	--	--	--	--	--	--
	Des Moines	USHL	4	0	1	1	0	-1	0	0	0	4	--	--	--	--	--
2014-15	Des Moines	USHL	42	6	10	16	80	1	1	1	0	56	--	--	--	--	--
2015-16	Des Moines	USHL	58	9	13	22	161	2	--	--	--	--	--	--	--	--	--
2016-17	Penn State	Big-10	36	6	7	13	46	0	2	2	1	90	--	--	--	--	--



CLAYTON PHILLIPS

Pos: D Ht: 5-11 Wt: 182 DOB: 9/9/99 POB: Edina, MN

Acquired: Drafted by Penguins in 3rd round (93rd overall) of 2017 NHL Draft.

CAREER STATISTICS

YEAR	TEAM	LEAGUE	REGULAR SEASON										PLAYOFFS				
			GP	G	A	PTS	PIM	+/-	PP	SH	GW	S	GP	G	A	PTS	PIM
2015-16	Fargo	USHL	3	0	0	0	0	0	0	0	0	0	--	--	--	--	--
2016-17	Fargo	USHL	56	7	13	20	35	18	4	0	1	--	3	0	0	0	2



WILLIAM REILLY

Pos: D Ht: 6-2 Wt: 197 DOB: 7/23/97 POB: Toronto, ON

Acquired: Drafted by Penguins in 7th round (217th overall) of 2017 NHL Draft.

CAREER STATISTICS

YEAR	TEAM	LEAGUE	REGULAR SEASON										PLAYOFFS				
			GP	G	A	PTS	PIM	+/-	PP	SH	GW	S	GP	G	A	PTS	PIM
2013-14	Oakville	OJHL	1	0	0	0	0	--	--	--	--	--	--	--	--	--	--
2014-15	North York	OJHL	47	17	18	35	96	--	--	--	--	--	6	0	1	1	8
2015-16	Nanaimo	BCHL	52	9	23	32	75	--	--	--	--	--	14	2	1	3	16
2016-17	RPI	NCAA	35	2	13	15	68	-17	1	0	0	80	--	--	--	--	--

OPPONENTS





ANAHEIM DUCKS

WEBSITE: anaheimducks.com

Ducks vs. Penguins

All-time scorer vs. Pittsburgh:

Teemu Selanne (16gp, 7-17-24)

All-time Pittsburgh scorer vs.

Anaheim: Jaromir Jagr (13gp, 11-11-22)

Longest Anaheim win streak vs.

Pittsburgh: 3, Oct. 6, 2001-Dec. 15, 2002; Jan. 18, 1999-Jan. 29, 2000

Longest Pittsburgh win streak vs.

Anaheim: 4, Nov. 18, 2013-Mar. 6, 2015; Oct. 6, 2007-Nov. 16, 2009; Dec. 7, 1996-Dec. 10, 1997

Longest Anaheim undefeated streak vs. Pittsburgh:

4, Dec. 1, 1998-Jan. 29, 2000 (3-0-1)

Longest Pittsburgh undefeated streak vs. Anaheim:

6, Mar. 6, 2004-Nov. 16, 2009 (5-0-1)

Last Anaheim win at home:

Dec. 6, 2015 (2-1) (0-1-0 since last win)

Last Pittsburgh win at home:

Oct. 15, 2016 (3-2) (0-0-0 since last win)

Last Anaheim win at Pittsburgh:

Feb. 15, 2012 (2-1) (0-4-0 since last win)

Last Pittsburgh win at Anaheim:

Nov. 2, 2016 (5-2) (0-0-0 since last win)

Most goals by Anaheim vs.

Pittsburgh: 7, Jan. 29, 2000 (A, 7-1)

Most goals by Pittsburgh vs.

Anaheim: 7, Dec. 11, 1996 (P, 7-3)

Most goals by both teams:

10, Oct. 9, 2014 (P, 6-4); Dec. 11, 1996 (P, 7-3)

Last Anaheim shutout vs. Pittsburgh:

Dec. 15, 2002 (5-0) – Jean-Sebastien Giguere

Last Pittsburgh shutout vs. Anaheim:

Dec. 10, 1997 (3-0) – Tom Barrasso

Last Anaheim hat trick vs. Pittsburgh:

Oct. 9, 2014 – Corey Perry

Last Pittsburgh hat trick vs.

Anaheim: None

Last Pittsburgh trade with Anaheim:

Jan. 16, 2016 – Carl Hagelin to Pittsburgh in exchange for David Perron and Adam Clendening

Pittsburgh's Overtime/Shootout Record vs. Anaheim: 1-2-2

Year By Year

YEAR	PIT	ROAD	TOTAL	GF/GA
1993-94	0-0-1	1-0-0	1-0-1	7-6
1994-95	Did Not Play			
1995-96	1-0-0	0-1-0	1-1-0	8-8
1996-97	1-0-0	1-0-0	2-0-0	12-6
1997-98	1-0-0	1-0-0	2-0-0	8-2
1998-99	0-0-1	0-1-0	0-1-1	7-9
1999-00	0-1-0	0-0-1	0-1-1	2-9
2000-01	1-0-0	0-0-0	1-0-0	3-2
2001-02	0-1-0	0-1-0	0-2-0	4-8
2002-03	0-0-0	0-1-0	0-1-0	0-5
2003-04	1-0-0	0-0-0	1-0-0	2-1
2004-05	No Season			
2005-06	Did Not Play			
2006-07	0-0-0	0-0-1	0-0-1	2-3
2007-08	1-0-0	0-0-0	1-0-0	5-4
2008-09	1-0-0	0-0-0	1-0-0	3-1
2009-10	1-0-0	1-0-0	2-0-0	9-5
2010-11	0-0-0	0-1-0	0-1-0	2-3
2011-12	0-1-0	0-0-0	0-1-0	1-2
2012-13	Did Not Play			
2013-14	1-0-0	1-0-0	2-0-0	5-3
2014-15	1-0-0	1-0-0	2-0-0	11-6
2015-16	1-0-0	0-1-0	1-1-0	7-4
2016-17	1-0-0	1-0-0	2-0-0	8-3
TOTALS	12-3-2	7-6-2	19-9-4	106-90



ARIZONA COYOTES

WEBSITE: arizonacoyotes.com | Franchise played as Winnipeg Jets from 1979-80 to 1995-96

Coyotes vs. Penguins

All-time scorer vs. Pittsburgh: Dale Hawerchuk (27gp, 18-31-49)

All-time Pittsburgh scorer vs. Arizona: Mario Lemieux (26gp, 19-34-53)

Longest Arizona win streak vs. Pittsburgh: 6, Jan. 12, 2000-Mar. 4, 2003

Longest Pittsburgh win streak vs. Arizona: 9, Oct. 10, 1979-Dec. 2, 1981

Longest Arizona undefeated streak vs. Pittsburgh: 6, Jan. 12, 2000-Mar. 4, 2003 (6-0-0)

Longest Pittsburgh undefeated streak vs. Arizona: 9, Oct. 10, 1979-Dec. 2, 1981 (9-0-0)

Last Arizona win at home: Feb. 11, 2017 (4-3 OT) [0-0-0 since last win]

Last Pittsburgh win at home: Dec. 12, 2016 (7-0) [0-0-0 since last win]

Last Arizona win at Pittsburgh: Mar. 25, 2014 (3-2) [0-3-0 since last win]

Last Pittsburgh win at Arizona: Mar. 21, 2015 (3-1) [0-1-1 since last win]

Most goals by Arizona vs. Pittsburgh: 7, Jan. 20, 1989 (W, 7-3); Jan. 21, 1985 (W, 7-6)

Most goals by Pittsburgh vs. Arizona: 9, Mar. 5, 1996 (Pgh, 9-4); Dec. 18, 1990 (Pgh, 9-2)

Most goals by both teams: 13, Mar. 5, 1996 (Pgh, 9-4); Jan. 21, 1985 (Pgh, 7-6)

Last Arizona shutout vs. Pittsburgh: Oct. 7, 2009 (3-0) – Ilya Bryzgalov

Last Pittsburgh shutout vs. Arizona: Dec. 12, 2016 (7-0) – Matt Murray

Last Arizona hat trick vs. Pittsburgh: Jan. 21, 1985 – Dale Hawerchuk

Last Pittsburgh hat trick vs. Arizona: Feb. 29, 2016 – Patric Hornqvist

Last Pittsburgh trade with Arizona: Feb. 29, 2016 – Dustin Jeffrey, Dan O'Donoghue and James Melindy to Pittsburgh in exchange for Matia Marcantuoni

Pittsburgh's Overtime/Shootout Record vs. Arizona: 3-4-2

Year By Year

YEAR	PIT	ROAD	TOTAL	GF/GA	YEAR	PIT	ROAD	TOTAL	GF/GA
1979-80	2-0-0	2-0-0	4-0-0	14-8	2009-10	0-1-0	0-0-0	0-1-0	0-3
1980-81	2-0-0	2-0-0	4-0-0	18-14	2010-11	1-0-0	1-0-0	2-0-0	9-4
1981-82	2-0-0	0-1-0	2-1-0	7-9	2011-12	1-0-0	0-0-0	1-0-0	2-1
1982-83	1-0-0	0-2-0	1-2-0	13-14	2012-13	Did Not Play			
1983-84	0-2-0	1-0-0	1-2-0	13-12	2013-14	0-1-0	0-1-0	0-2-0	3-6
1984-85	0-1-0	1-1-0	1-2-0	14-16	2014-15	1-0-0	1-0-0	2-0-0	6-3
1985-86	2-0-0	0-1-0	2-1-0	16-8	2015-16	1-0-0	0-1-0	1-1-0	7-2
1986-87	0-1-0	1-1-0	1-2-0	9-10	2016-17	1-0-0	0-0-1	1-0-1	10-4
1987-88	0-2-0	1-0-0	1-2-0	9-12	TOTALS	26-12-0	17-17-4	43-29-4	275-232
1988-89	1-0-0	1-1-0	2-1-0	13-12					
1989-90	2-0-0	0-0-1	2-0-1	13-7					
1990-91	1-0-0	1-1-0	2-1-0	17-12					
1991-92	1-1-0	1-0-0	2-1-0	6-7					
1992-93	1-0-0	0-1-0	1-1-0	7-5					
1993-94	1-0-0	1-0-0	2-0-0	10-6					
1994-95	Did Not Play								
1995-96	1-0-0	1-0-0	2-0-0	10-4					
1996-97	1-0-0	0-0-1	1-0-1	9-6					
1997-98	0-1-0	0-0-1	0-1-1	3-4					
1998-99	1-0-0	0-1-0	1-1-0	7-6					
1999-00	1-0-0	0-1-0	1-1-0	5-5					
2000-01	0-0-0	0-1-0	0-1-0	4-5					
2001-02	0-1-0	0-1-0	0-2-0	3-8					
2002-03	0-1-0	0-1-0	0-2-0	3-9					
2003-04	0-0-0	1-0-0	1-0-0	4-3					
2004-05	No Season								
2005-06	Did Not Play								
2006-07	0-0-0	1-0-0	1-0-0	7-2					
2007-08	1-0-0	0-0-0	1-0-0	3-1					
2008-09	0-0-0	0-1-0	0-1-0	1-4					



BOSTON BRUINS

WEBSITE: bostonbruins.com

Bruins vs. Penguins

All-time scorer vs. Pittsburgh:

Ray Bourque (72gp, 25-63-88)

All-time Pittsburgh scorer vs. Boston:

Mario Lemieux (43gp, 31-42-73)

Longest Boston win streak vs. Pittsburgh:

9, Jan. 8, 2004-Jan. 18, 2007

Longest Pittsburgh win streak vs. Boston:

12, Feb. 8, 1993-Apr. 28, 1995

Longest Boston undefeated streak vs. Pittsburgh:

11, Mar. 2, 1969-Dec. 6, 1970 (9-0-2)

Longest Pittsburgh undefeated streak vs. Boston:

12, Feb. 8, 1993-Apr. 28, 1995 (12-0-0)

Last Boston win at home:

Jan. 26, 2017 (4-3) [0-0-0 since last win]

Last Pittsburgh win at home:

Jan. 22, 2017 (5-1) [0-0-0 since last win]

Last Boston win at Pittsburgh:

Dec. 18, 2015 (6-2) [0-1-1 since last win]

Last Pittsburgh win at Boston:

Nov. 24, 2014 (3-2 OT) [0-3-0 since last win]

last win]

Most goals by Boston vs. Pittsburgh:

8, Mar. 14, 1989 (B, 8-2)

Most goals by Pittsburgh vs. Boston:

9, Nov. 30, 1995 (P, 9-6)

Most goals by both teams:

15, Nov. 30, 1995 (P, 9-6)

Last Boston shutout vs. Pittsburgh:

Dec. 16, 2015 (3-0) – Tuukka Rask

Last Pittsburgh shutout vs. Boston:

Mar. 18, 2010 (3-0) – Marc-Andre Fleury

Last Boston hat trick vs. Pittsburgh:

Dec. 18, 2015 – Frank Vatrano

Last Pittsburgh hat trick vs. Boston:

Apr. 18, 1998 – Martin Straka

Last Pittsburgh trade with Boston:

Dec. 19, 2006 – Future considerations to Pittsburgh in exchange for Wade Brookbank

Pittsburgh's Overtime/Shootout Record vs. Boston:

11-4-10

Year By Year

YEAR	PIT	ROAD	TOTAL	GF/GA	YEAR	PIT	ROAD	TOTAL	GF/GA
1967-68	1-1-0	1-1-0	2-2-0	10-10	1997-98	2-0-1	1-2-0	3-2-1	20-20
1968-69	1-2-0	0-3-0	1-5-0	13-25	1998-99	1-0-1	0-2-0	1-2-1	8-8
1969-70	0-2-1	0-3-0	0-5-1	9-21	1999-00	1-0-1	0-2-0	1-2-1	9-10
1970-71	1-1-1	0-3-0	1-4-1	18-28	2000-01	0-1-1	0-2-0	0-3-1	7-13
1971-72	1-1-1	0-1-2	1-2-3	20-21	2001-02	0-2-0	1-1-0	1-3-0	9-15
1972-73	1-2-0	0-2-0	1-4-0	14-21	2002-03	0-2-0	2-0-0	2-2-0	10-10
1973-74	0-2-0	0-3-0	0-5-0	16-30	2003-04	1-1-0	0-2-0	1-3-0	8-15
1974-75	1-0-2	0-2-0	1-2-2	20-21	2004-05	No Season			
1975-76	0-0-2	0-3-0	0-3-2	14-24	2005-06	0-1-1	0-2-0	0-3-1	13-22
1976-77	1-1-1	0-2-0	1-3-1	10-17	2006-07	1-0-1	1-0-1	2-0-2	16-9
1977-78	0-2-0	0-3-0	0-5-0	11-33	2007-08	1-1-0	1-1-0	2-2-0	10-13
1978-79	1-0-1	1-1-0	2-1-1	14-16	2008-09	1-1-0	1-1-0	2-2-0	11-14
1979-80	0-2-0	2-0-0	2-2-0	14-16	2009-10	2-0-0	1-1-0	3-1-0	11-9
1980-81	0-2-0	0-1-1	0-3-1	13-22	2010-11	0-2-0	2-0-0	2-2-0	12-15
1981-82	1-1-0	0-0-1	1-1-1	10-10	2011-12	1-1-0	2-0-0	3-1-0	13-9
1982-83	1-0-0	0-2-0	1-2-0	10-14	2012-13	2-0-0	1-0-0	3-0-0	8-5
1983-84	0-2-0	0-1-0	0-3-0	7-18	2013-14	1-0-0	0-1-1	1-1-1	8-9
1984-85	0-1-0	1-1-0	1-2-0	12-16	2014-15	0-1-1	1-0-0	1-1-1	5-7
1985-86	1-1-0	0-1-0	1-2-0	8-11	2015-16	0-1-0	0-2-0	0-3-0	3-14
1986-87	1-0-0	0-2-0	1-2-0	9-11	2016-17	2-0-0	0-1-0	2-1-0	12-8
1987-88	0-1-1	0-1-0	0-2-1	7-11	TOTALS	41-41-18	28-65-8	69-106-26	613-763
1988-89	0-1-0	1-0-1	1-1-1	10-13					
1989-90	1-1-0	0-1-0	1-2-0	13-15					
1990-91	1-0-0	0-1-1	1-1-1	12-11					
1991-92	0-0-1	1-1-0	1-1-1	14-15					
1992-93	2-0-0	*2-1-0	4-1-0	18-14					
1993-94	#3-0-0	3-0-0	6-0-0	33-17					
1994-95	2-0-0	1-1-0	3-1-0	15-12					
1995-96	2-0-0	1-2-0	3-2-0	29-27					
1996-97	2-1-0	0-2-0	2-3-0	17-18					

* = one game played in Atlanta # = one game played in Cleveland



BUFFALO SABRES

WEBSITE: buffalosabres.com

Sabres vs. Penguins

All-time scorer vs. Pittsburgh: Gilbert Perreault (69gp, 39-51-90)

All-time Pittsburgh scorer vs. Buffalo: Jaromir Jagr (47gp, 31-39-70)

Longest Buffalo win streak vs. Pittsburgh: 5, Oct. 10, 2005-Nov. 17, 2006; Oct. 24, 1979-Oct. 18, 1980

Longest Pittsburgh win streak vs. Buffalo: 9, Oct. 5, 2013-Mar. 29, 2016

Longest Buffalo undefeated streak vs. Pittsburgh: 9, Oct. 10, 1970-Dec. 31, 1971 (3-0-6)

Longest Pittsburgh undefeated streak vs. Buffalo: 14, Oct. 27, 1976-Feb. 17, 1979 (6-0-8)

Last Buffalo win at home: Nov. 19, 2016 (2-1 SO) [0-1-0 since last win]

Last Pittsburgh win at home: Mar. 5, 2017 (4-3) [0-0-0 since last win]

Last Buffalo win at Pittsburgh: Apr. 23, 2013 (4-2) [0-5-1 since last win]

Last Pittsburgh win at Buffalo: Mar. 21, 2017 (3-1) [0-0-0 since last win]

Most goals by Buffalo vs. Pittsburgh: 10, Mar. 4, 1983 (B, 10-2); Dec. 7, 1980 (B, 10-1)

Most goals by Pittsburgh vs. Buffalo: 8, Dec. 17, 2012 (P, 8-3); Oct. 13, 1987 (P, 8-3)

Most goals by both teams: 13, Oct. 12, 1988 (B, 8-5); Mar. 10, 1976 (B, 7-6)

Last Buffalo shutout vs. Pittsburgh: Jan. 21, 2003 (0-0) – Martin Biron

Last Pittsburgh shutout vs. Buffalo: Apr. 11, 2015 (2-0) – Marc-Andre Fleury

Last Buffalo hat trick vs. Pittsburgh: Oct. 12, 1988 – Dave Andreychuk

Last Pittsburgh hat trick vs. Buffalo: Dec. 17, 2011 – Evgeni Malkin

Last Pittsburgh trade with Buffalo: Mar. 11, 1999 – Matthew Barnaby to Pittsburgh in exchange for Stu Barnes

Pittsburgh's Overtime/Shootout Record vs. Buffalo: 9-6-15

Year By Year

YEAR	PIT	ROAD	TOTAL	GF/GA	YEAR	PIT	ROAD	TOTAL	GF/GA
1970-71	0-2-1	0-0-3	0-2-4	19-22	2000-01	1-1-0	2-0-0	3-1-0	17-11
1971-72	0-1-2	1-1-1	1-2-3	14-14	2001-02	1-0-1	1-1-0	2-1-1	10-9
1972-73	0-0-2	0-3-0	0-3-2	9-14	2002-03	2-0-0	1-0-1	3-0-1	14-5
1973-74	3-0-0	0-2-0	3-2-0	17-15	2003-04	1-0-1	1-1-0	2-1-1	7-9
1974-75	0-0-2	0-3-0	0-3-2	18-30	2004-05	No Season			
1975-76	1-2-0	0-2-0	1-4-0	13-27	2005-06	0-1-1	0-1-1	0-2-2	10-14
1976-77	3-0-0	1-0-1	4-0-1	20-12	2006-07	1-1-0	1-1-0	2-2-0	11-14
1977-78	0-0-2	0-0-3	0-0-5	17-17	2007-08	2-0-0	2-0-0	4-0-0	14-5
1978-79	1-0-1	1-0-1	2-0-2	19-15	2008-09	1-1-0	1-1-0	2-2-0	15-13
1979-80	0-2-0	0-2-0	0-4-0	8-30	2009-10	2-0-0	1-1-0	3-1-0	12-11
1980-81	0-2-0	0-1-1	0-3-1	5-21	2010-11	2-0-0	2-0-0	4-0-0	12-5
1981-82	1-1-0	0-1-0	1-2-0	12-15	2011-12	1-1-0	1-1-0	2-2-0	17-15
1982-83	1-0-0	0-1-1	1-1-1	12-18	2012-13	0-2-0	1-0-0	1-2-0	7-11
1983-84	0-2-0	0-1-0	0-3-0	9-16	2013-14	2-0-0	1-0-0	3-0-0	12-2
1984-85	0-0-1	0-2-0	0-2-1	5-12	2014-15	1-0-0	2-0-0	3-0-0	13-1
1985-86	1-0-1	1-0-0	2-0-1	11-6	2015-16	2-0-0	1-0-0	3-0-0	12-10
1986-87	1-0-0	1-0-1	2-0-1	15-10	2016-17	1-0-0	1-0-1	2-0-1	8-5
1987-88	2-0-0	0-0-1	2-0-1	16-9	TOTALS	52-23-19	33-39-19	85-62-38	599-597
1988-89	1-0-0	0-2-0	1-2-0	13-16					
1989-90	0-2-0	0-1-0	0-3-0	6-14					
1990-91	1-0-0	1-0-1	2-0-1	14-10					
1991-92	1-1-0	1-0-0	2-1-0	14-11					
1992-93	2-0-0	1-1-0	3-1-0	18-16					
1993-94	*3-0-0	2-1-0	5-1-0	21-13					
1994-95	1-0-1	1-1-0	2-1-1	15-13					
1995-96	2-1-0	1-1-1	3-2-1	23-22					
1996-97	3-0-0	0-3-0	3-3-0	14-14					
1997-98	2-0-1	0-1-1	2-1-2	11-9					
1998-99	1-0-1	0-2-0	1-2-1	10-11					
1999-00	1-0-1	2-0-0	3-0-1	10-5					

*Includes one game played in Sacramento



CALGARY FLAMES

WEBSITE: calgaryflames.com | Franchise played as Atlanta Flames from 1972-73 to 1979-80

Flames vs. Penguins

All-time scorer vs. Pittsburgh: Al MacInnis (27gp, 6-23-29)

All-time Pittsburgh scorer vs. Calgary: Mario Lemieux (25gp, 20-42-62)

Longest Calgary win streak vs. Pittsburgh: 5, Nov. 4, 1977-Nov. 3, 1978

Longest Pittsburgh win streak vs. Calgary: 9, Dec. 6, 2007-Feb. 6, 2015

Longest Calgary undefeated streak vs. Pittsburgh: 10, Feb. 7, 1981-Feb. 16, 1984 (6-0-4)

Longest Pittsburgh undefeated streak vs. Calgary: 9, Dec. 6, 2007-Feb. 6, 2015 (9-0-0)

Last Calgary win at home: Mar. 13, 2017 (4-3 SO) [0-0-0 since last win]

Last Pittsburgh win at home: Dec. 12, 2014 (3-1) [0-1-1 since last win]

Last Calgary win at Pittsburgh: Feb. 7, 2017 (3-2 SO) [0-0-0 since last win]

Last Pittsburgh win at Calgary: Feb. 6, 2015 (4-0) [0-1-1 since last win]

Most goals by Calgary vs. Pittsburgh: 10, Mar. 9, 1989 (C, 10-3); Feb. 16, 1984 (C, 10-3)

Most goals by Pittsburgh vs. Calgary: 7, Dec. 19, 1989 (P, 7-1)

Most goals by both teams: 13, Mar. 9, 1989 (C, 10-3); Feb. 16, 1984 (C, 10-3)

Last Calgary shutout vs. Pittsburgh: Jan. 16, 1982 (4-0) – Pat Riffin

Last Pittsburgh shutout vs. Calgary: Feb. 6, 2015 (4-0) – Marc-Andre Fleury

Last Calgary hat trick vs. Pittsburgh: Dec. 7, 2003 – Shean Donovan

Last Pittsburgh hat trick vs. Calgary: Nov. 27, 2010 – Sidney Crosby

Last Pittsburgh trade with Calgary: Mar. 5, 2014 – Lee Stempniak to Pittsburgh in exchange for a 2014 third-round draft pick

Pittsburgh's Overtime/Shootout Record vs. Calgary: 1-0-9

Year By Year

YEAR	PIT	ROAD	TOTAL	GF/GA	YEAR	PIT	ROAD	TOTAL	GF/GA
1972-73	3-0-0	1-1-0	4-1-0	23-15	1999-00	0-0-0	0-1-0	0-1-0	2-8
1973-74	1-0-2	2-1-0	3-1-2	19-18	2000-01	1-0-0	0-0-1	1-0-1	7-4
1974-75	1-0-1	0-1-1	1-1-2	12-14	2001-02	0-0-0	1-0-0	1-0-0	6-4
1975-76	1-0-1	1-1-0	2-1-1	13-10	2002-03	1-0-0	0-0-0	1-0-0	2-0
1976-77	0-1-1	0-2-0	0-3-1	12-18	2003-04	0-0-0	0-1-0	0-1-0	1-6
1977-78	1-1-0	0-2-0	1-3-0	8-13	2004-05	No Season			
1978-79	0-2-0	0-1-1	0-3-1	7-16	2005-06	0-1-0	0-0-0	0-1-0	2-3
1979-80	1-0-1	1-1-0	2-1-1	11-11	2006-07	Did Not Play			
1980-81	1-1-0	0-1-1	1-2-1	13-19	2007-08	0-0-0	1-0-0	1-0-0	2-2
1981-82	0-0-1	0-1-1	0-1-2	7-11	2008-09	1-0-0	0-0-0	1-0-0	2-0
1982-83	0-2-0	0-1-0	0-3-0	6-14	2009-10	0-0-0	1-0-0	1-0-0	3-1
1983-84	0-0-1	0-1-1	0-1-2	10-17	2010-11	1-0-0	0-0-0	1-0-0	4-1
1984-85	2-0-0	0-0-1	2-0-1	18-13	2011-12	0-0-0	1-0-0	1-0-0	5-3
1985-86	1-0-0	0-2-0	1-2-0	9-14	2012-13	Did Not Play			
1986-87	0-2-0	1-0-0	1-2-0	10-11	2013-14	1-0-0	1-0-0	2-0-0	6-4
1987-88	1-0-0	1-0-1	2-0-1	14-10	2014-15	1-0-0	1-0-0	2-0-0	7-1
1988-89	1-1-0	0-1-0	1-2-0	11-15	2015-16	0-1-0	0-1-0	0-2-0	4-9
1989-90	0-0-1	0-2-0	0-2-1	9-13	2016-17	0-0-1	0-0-1	0-0-2	5-5
1990-91	2-0-0	0-1-0	2-1-0	13-12	TOTALS	28-12-11	16-28-9	44-40-20	347-366
1991-92	1-0-0	1-1-0	2-1-0	16-12					
1992-93	1-0-0	1-0-0	2-0-0	7-5					
1993-94	0-0-1	0-1-0	0-1-1	5-7					
1994-95	Did Not Play								
1995-96	1-0-0	0-1-0	1-1-0	10-8					
1996-97	1-0-0	0-1-0	1-1-0	9-9					
1997-98	1-0-0	0-1-0	1-1-0	7-7					
1998-99	1-0-0	1-0-0	2-0-0	10-3					



CAROLINA HURRICANES

WEBSITE: carolinahurricanes.com | Franchise played as Hartford Whalers from 1979-80 to 1996-97

Hurricanes vs. Penguins

All-time scorer vs. Pittsburgh: Ron Francis (50gp, 21-41-62)

All-time Pittsburgh scorer vs.

Carolina: Mario Lemieux (40gp, 30-44-74)

Longest Carolina win streak vs.

Pittsburgh: 4, Feb. 26, 1989-Mar. 25, 1990; Oct. 28, 1986-Jan. 9, 1988

Longest Pittsburgh win streak vs.

Carolina: 7, Jan. 17, 2016-Present

Longest Carolina undefeated streak vs. Pittsburgh: 7, Feb. 26, 1989-Dec. 8,

1990 [6-0-1]

Longest Pittsburgh undefeated streak vs. Carolina: 12, Nov. 22, 1996-Jan. 7, 1999 [9-0-3]

Last Carolina win at home: Jan. 12, 2016 [3-2 OT] [0-2-1 since last win]

Last Pittsburgh win at home: Apr. 2, 2017 [3-2] [0-0-0 since last win]

Last Carolina win at Pittsburgh: Dec. 19, 2015 [2-1] [0-4-0 since last win]

Last Pittsburgh win at Carolina: Feb. 21, 2017 [3-1] [0-0-0 since last win]

Most goals by Carolina vs. Pittsburgh: 9, Mar. 30, 1989 [H, 9-5]; Nov. 22, 1984 [H, 9-3]; Dec. 26, 1980 [H, 9-7]

Most goals by Pittsburgh vs. Carolina: 10, Apr. 3, 1993 [P, 10-2]

Most goals by both teams:

16, Dec. 26, 1980 [H, 9-7]

Last Carolina shutout vs. Pittsburgh: Mar. 6, 2003 [4-0] – Kevin Weekes

Last Pittsburgh shutout vs. Carolina: Jan. 17, 2016 [5-0] – Marc-Andre Fleury

Last Carolina hat trick vs. Pittsburgh: Nov. 29, 2003 – Radim Vrbata

Last Pittsburgh hat trick vs. Carolina: Oct. 8, 2013 – Jussi Jokinen

Last Pittsburgh trade with Carolina:

Feb. 23, 2017 – Ron Hainsey to Pittsburgh in exchange for a 2017 second-round draft pick and Danny Kristo

Pittsburgh's Overtime/Shootout Record vs. Carolina: 10-6-10

Year By Year

YEAR	PIT	ROAD	TOTAL	GF/GA	YEAR	PIT	ROAD	TOTAL	GF/GA
1979-80	1-0-1	0-2-0	1-2-1	15-21	2006-07	1-1-0	0-2-0	1-3-0	8-14
1980-81	1-1-0	1-1-0	2-2-0	20-20	2007-08	2-0-0	0-2-0	2-2-0	10-12
1981-82	1-0-1	1-0-0	2-0-1	18-11	2008-09	1-1-0	1-0-1	2-1-1	12-8
1982-83	1-0-0	2-0-0	3-0-0	14-7	2009-10	0-1-1	1-0-1	1-1-2	9-12
1983-84	1-1-0	1-0-0	2-1-0	11-10	2010-11	2-0-0	1-1-0	3-1-0	11-10
1984-85	1-0-0	0-2-0	1-2-0	10-13	2011-12	2-0-0	1-1-0	3-1-0	11-10
1985-86	1-1-0	0-1-0	1-2-0	12-10	2012-13	1-0-0	1-1-0	2-1-0	14-10
1986-87	0-1-0	0-2-0	0-3-0	12-18	2013-14	1-1-0	2-0-0	3-1-0	13-10
1987-88	2-0-0	0-1-0	2-1-0	13-11	2014-15	1-1-0	1-1-0	2-2-0	9-12
1988-89	0-1-0	1-1-0	1-2-0	15-20	2015-16	2-1-0	1-0-1	3-1-1	13-8
1989-90	0-1-1	0-1-0	0-2-1	9-15	2016-17	2-0-0	2-0-0	4-0-0	16-6
1990-91	0-1-0	1-1-0	1-2-0	10-11	TOTALS	38-25-7	33-29-10	71-54-17	502-477
1991-92	0-2-0	0-0-1	0-2-1	11-16					
1992-93	1-0-0	2-0-0	3-0-0	21-8					
1993-94	2-0-0	2-1-0	4-1-0	23-22					
1994-95	1-1-0	1-1-0	2-2-0	15-16					
1995-96	3-0-0	0-2-1	3-2-1	28-18					
1996-97	0-0-2	2-1-0	2-1-2	22-17					
1997-98	3-0-0	3-0-0	6-0-0	22-10					
1998-99	1-1-0	1-0-1	2-1-1	13-12					
1999-00	1-1-0	1-1-0	2-2-0	14-13					
2000-01	0-2-0	1-1-0	1-3-0	12-15					
2001-02	0-2-0	0-0-2	0-2-2	6-15					
2002-03	1-1-0	1-1-0	2-2-0	7-9					
2003-04	1-0-1	0-1-1	1-1-2	9-10					
2004-05	No Season								
2005-06	0-2-0	1-0-1	1-2-1	14-17					



CHICAGO BLACKHAWKS

WEBSITE: chicagoblackhawks.com

Blackhawks vs. Penguins

All-time scorer vs. Pittsburgh:

Stan Mikita (52gp, 32-39-71)

All-time Pittsburgh scorer vs.

Chicago: Mario Lemieux (27gp, 25-37-62)

Longest Chicago win streak vs.

Pittsburgh: 9, Dec. 18, 1968-Dec. 20, 1970

Longest Pittsburgh win streak vs.

Chicago: 3, Dec. 26, 1999-Mar. 29, 2001

Longest Chicago undefeated streak

vs. Pittsburgh: 9, Jan. 4, 1981-Mar. 14, 1983 (7-0-2); Dec. 18, 1968-Dec. 20, 1970 (9-0-0)

Longest Pittsburgh undefeated

streak vs. Chicago: 6, Mar. 5, 1998-Mar. 29, 2001 (4-0-2); Dec. 2, 1978-Dec.19, 1979 (2-0-4)

Last Chicago win at home: Mar. 1, 2017 (4-1) [0-0-0 since last win]

Last Pittsburgh win at home: Mar. 30, 2014 (4-1) [0-1-2 since last win]

Last Chicago win at Pittsburgh:

Mar. 29, 2017 (5-1) [0-0-0 since last win]

Last Pittsburgh win at Chicago:

Feb. 27, 2009 (5-4 OT) [0-3-2 since last win]

Most goals by Chicago vs. Pittsburgh:

9, Mar. 19, 1978 (C, 9-1); Jan. 21, 1973 (C, 9-3)

Most goals by Pittsburgh vs. Chicago:

10, Feb. 21, 1976 (P, 10-1)

Most goals by both teams: 13, Dec. 6, 1988 (P, 7-6); Oct. 23, 1968 (C, 8-5)

Last Chicago shutout vs. Pittsburgh:

Jan. 6, 2002 (2-0) - Jocelyn Thibault

Last Pittsburgh shutout vs. Chicago:

Dec. 29, 2003 (1-0) - Sebastien Caron

Last Chicago hat trick vs. Pittsburgh:

Mar. 1, 2017 - Patrick Kane

Last Pittsburgh hat trick vs. Chicago:

Jan. 25, 2003 - Alexei Kovalev

Last Pittsburgh trade with Chicago:

Dec. 14, 2015 - Trevor Daley to Pittsburgh in exchange for Rob Scuderi

Pittsburgh's Overtime/Shootout Record vs. Chicago: 2-2-9

Year By Year

YEAR	PIT	ROAD	TOTAL	GF/GA	YEAR	PIT	ROAD	TOTAL	GF/GA
1967-68	1-0-1	0-2-0	1-2-1	10-14	1994-95	Did Not Play			
1968-69	1-2-0	1-2-0	2-4-0	22-28	1995-96	1-0-0	0-1-0	1-1-0	7-8
1969-70	0-3-0	0-3-0	0-6-0	7-27	1996-97	0-1-0	0-1-0	0-2-0	3-7
1970-71	2-1-0	0-3-0	2-4-0	12-17	1997-98	0-0-1	0-1-0	0-1-1	3-5
1971-72	0-3-0	0-2-1	0-5-1	11-27	1998-99	1-0-0	0-0-0	1-0-0	5-2
1972-73	2-0-0	1-2-0	3-2-0	15-18	1999-00	0-0-1	1-0-0	1-0-1	7-5
1973-74	0-3-0	1-2-0	1-5-0	12-20	2000-01	1-0-0	1-0-0	2-0-0	9-2
1974-75	2-0-0	0-1-1	2-1-1	20-14	2001-02	0-0-0	0-1-0	0-1-0	0-2
1975-76	1-1-0	0-1-1	1-2-1	21-16	2002-03	1-0-0	0-0-1	1-0-1	6-4
1976-77	2-0-0	0-2-0	2-2-0	12-9	2003-04	1-0-0	1-0-0	2-0-0	2-0
1977-78	2-0-0	0-1-1	2-1-1	12-16	2004-05	No Season			
1978-79	2-0-0	0-0-2	2-0-2	15-8	2005-06	0-0-0	0-1-0	0-1-0	1-4
1979-80	0-1-1	0-1-1	0-2-2	7-9	2006-07	1-0-0	0-0-0	1-0-0	4-4
1980-81	1-1-0	0-2-0	1-3-0	15-20	2007-08	Did Not Play			
1981-82	0-0-1	0-1-1	0-1-2	11-14	2008-09	0-0-0	1-0-0	1-0-0	5-4
1982-83	0-2-0	0-1-0	0-3-0	9-15	2009-10	0-0-1	0-0-0	0-0-1	1-2
1983-84	0-0-1	1-1-0	1-1-1	7-7	2010-11	0-0-0	0-0-1	0-0-1	2-2
1984-85	1-1-0	0-1-0	1-2-0	12-15	2011-12	1-0-0	0-0-0	1-0-0	3-2
1985-86	1-0-0	0-1-1	1-1-1	12-13	2012-13	Did Not Play			
1986-87	1-1-0	1-0-0	2-1-0	9-4	2013-14	1-0-0	0-1-0	1-1-0	5-6
1987-88	1-0-0	1-1-0	2-1-0	17-12	2014-15	0-0-1	0-0-1	0-0-2	3-3
1988-89	2-0-0	1-0-0	3-0-0	20-15	2015-16	0-0-1	0-1-0	0-1-1	3-6
1989-90	0-1-0	0-2-0	0-3-0	11-16	2016-17	0-1-0	0-1-0	0-2-0	2-9
1990-91	0-2-0	0-1-0	0-3-0	7-15	TOTALS	32-24-10	12-43-12	44-67-22	396-468
1991-92	0-0-1	1-0-0	1-0-1	8-7					
1992-93	1-0-0	0-1-0	1-1-0	6-8					
1993-94	1-0-0	0-1-0	1-1-0	5-7					



COLORADO AVALANCHE

WEBSITE: coloradoavalanche.com | Franchise played as Quebec Nordiques from 1979-80 to 1994-95

Avalanche vs. Penguins

All-time scorer vs. Pittsburgh: Joe Sakic (40gp, 27-36-63)

All-time Pittsburgh scorer vs. Colorado: Mario Lemieux (33gp, 30-36-66)

Longest Colorado win streak vs. Pittsburgh: 10, Oct. 21, 1982-Oct. 19, 1985

Longest Pittsburgh win streak vs. Colorado: 7, Mar. 22, 1986-Mar. 27, 1988

Longest Colorado undefeated streak vs. Pittsburgh: 11, Oct. 21, 1982-Oct. 26, 1985 [10-0-1]

Longest Pittsburgh undefeated streak vs. Colorado: 9, Oct. 25, 1990-Apr. 3, 1993 [7-0-2]

Last Colorado win at home: March 4, 2015 [3-1] [0-2-0 since last win]

Last Pittsburgh win at home: Nov. 19, 2015 [4-3] [0-0-1 since last win]

Last Colorado win at Pittsburgh: Oct. 17, 2016 [4-3 OT] [0-0-0 since last win]

Last Pittsburgh win at Colorado: Feb. 9, 2017 [4-1] [0-0-0 since last win]

Most goals by Colorado vs. Pittsburgh: 10, Dec. 29, 1984 [Q, 10-2]

Most goals by Pittsburgh vs. Colorado: 8, Nov. 16, 1989 [P, 8-2]; Mar. 3, 1987 [P, 8-1]

Most goals by both teams: 14, Mar. 8, 1986 [Q, 8-6]

Last Colorado shutout vs. Pittsburgh: Oct. 21, 2013 [1-0] – Jean-Sebastien Giguere

Last Pittsburgh shutout vs. Colorado: Dec. 18, 2014 [1-0 OT] – Marc-Andre Fleury

Last Colorado hat trick vs. Pittsburgh: Jan. 3, 1998 – Valeri Kamensky

Last Pittsburgh hat trick vs. Colorado: Nov. 18, 1991 – Kevin Stevens and Mark Recchi

Last Pittsburgh trade with Colorado: Mar. 19, 2002 – Ville Nieminen and Rick Berry to Pittsburgh in exchange for Darius Kasparaitis

Pittsburgh's Overtime/Shootout Record vs. Colorado: 4-4-6

Year By Year

YEAR	PIT	ROAD	TOTAL	GF/GA	YEAR	PIT	ROAD	TOTAL	GF/GA
1979-80	2-0-0	0-2-0	2-2-0	10-9	2006-07	Did Not Play			
1980-81	1-0-1	1-1-0	2-1-1	15-16	2007-08	0-0-0	0-1-0	0-1-0	2-3
1981-82	1-0-0	2-0-0	3-0-0	15-6	2008-09	0-0-0	0-1-0	0-1-0	3-5
1982-83	0-2-0	0-1-0	0-3-0	11-22	2009-10	1-0-0	0-0-0	1-0-0	4-1
1983-84	0-1-0	0-2-0	0-3-0	8-21	2010-11	0-0-0	1-0-0	1-0-0	3-2
1984-85	0-2-0	0-1-0	0-3-0	6-26	2011-12	1-0-0	1-0-0	2-0-0	11-4
1985-86	0-0-1	1-1-0	1-1-1	14-12	2012-13	Did Not Play			
1986-87	2-0-0	1-0-0	3-0-0	19-6	2013-14	0-1-0	1-0-0	1-1-0	2-3
1987-88	1-0-0	2-0-0	3-0-0	17-11	2014-15	1-0-0	0-1-0	1-1-0	2-3
1988-89	1-1-0	0-1-0	1-2-0	8-16	2015-16	1-0-0	1-0-0	2-0-0	8-5
1989-90	1-0-0	1-1-0	2-1-0	17-9	2016-17	0-0-1	1-0-0	1-0-1	7-5
1990-91	2-0-0	1-0-0	3-0-0	18-11	TOTALS	20-18-6	18-19-3	38-37-9	313-328
1991-92	1-0-1	1-0-0	2-0-1	17-10					
1992-93	1-0-1	1-0-0	2-0-1	16-11					
1993-94	1-2-0	0-2-0	1-4-0	17-25					
1994-95	1-1-0	1-1-0	2-2-0	18-17					
1995-96	0-1-0	0-0-1	0-1-1	8-11					
1996-97	0-1-0	0-1-0	0-2-0	6-10					
1997-98	0-1-0	0-0-1	0-1-1	7-8					
1998-99	0-1-0	1-0-0	1-1-0	4-5					
1999-00	0-0-1	0-1-0	0-1-1	6-7					
2000-01	0-1-0	0-0-1	0-1-1	3-8					
2001-02	0-1-0	0-0-0	0-1-0	1-3					
2002-03	0-1-0	0-1-0	0-2-0	3-9					
2003-04	0-1-0	0-0-0	0-1-0	3-5					
2004-05	No Season								
2005-06	1-0-0	0-0-0	1-0-0	4-3					



COLUMBUS BLUE JACKETS

WEBSITE: columbusbluejackets.com

Blue Jackets vs. Penguins

All-time scorer vs. Pittsburgh:
Brandon Dubinsky [15gp, 5-8-13]

All-time Pittsburgh scorer vs. Columbus: Sidney Crosby [21gp, 7-18-25]

Longest Columbus win streak vs. Pittsburgh: 3, Apr. 4, 2015-Nov. 27, 2015

Longest Pittsburgh win streak vs. Columbus: 6, Feb. 26, 2012-Mar. 28, 2014

Longest Columbus undefeated streak vs. Pittsburgh: 4, Feb. 17, 2001-Dec. 31, 2002 [2-0-2]

Longest Pittsburgh undefeated streak vs. Columbus: 7, Feb. 26, 2012-Dec. 13, 2014 [6-0-1]

Last Columbus win at home: Feb. 17, 2017 [2-1 OT] [0-0-0 since last win]

Last Pittsburgh win at home: Apr. 4, 2017 [4-1] [0-0-0 since last win]

Last Columbus win at Pittsburgh: Nov. 13, 2015 [2-1] [0-2-1 since last win]

Last Pittsburgh win at Columbus: Mar. 11, 2016 [3-2] [0-1-1 since last win]

Most goals by Columbus vs. Pittsburgh: 7, Dec. 22, 2016 [C, 7-1]

Most goals by Pittsburgh vs. Columbus: 7, Dec. 4, 2010 [P, 7-2]

Most goals by both teams: 9, Dec. 4, 2010 [P, 7-2]

Last Columbus shutout vs. Pittsburgh: None

Last Pittsburgh shutout vs. Columbus: Nov. 2, 2013 [3-0] – Jeff Zatkoff

Last Columbus hat trick vs. Pittsburgh: Dec. 22, 2016 – Scott Hartnell

Last Pittsburgh hat trick vs. Columbus: Dec. 29, 2013 – James Neal

Last Pittsburgh trade with Columbus: Feb. 6, 2014 – Spencer Machacek to Pittsburgh in exchange for Paul Thompson

Pittsburgh's Overtime/Shootout Record vs. Columbus: 4-2-2

Year By Year

YEAR	PIT	ROAD	TOTAL	GF/GA
2000-01	1-0-0	1-0-0	2-0-0	8-4
2001-02	0-1-0	1-0-0	1-1-0	6-7
2002-03	0-0-0	0-1-0	0-1-0	2-5
2003-04	1-0-0	0-0-0	1-0-0	5-3
2004-05	No Season			
2005-06	0-0-0	0-1-0	0-1-0	1-6
2006-07	1-0-0	0-0-0	1-0-0	5-3
2007-08	Did Not Play			
2008-09	1-0-0	0-0-1	1-0-1	7-4
2009-10	0-0-0	1-0-0	1-0-0	3-3
2010-11	0-1-0	1-0-0	1-1-0	8-6
2011-12	1-0-0	0-0-0	1-0-0	4-2
2012-13	Did Not Play			
2013-14	2-0-0	3-0-0	5-0-0	16-7
2014-15	1-1-0	0-1-1	1-2-1	12-13
2015-16	1-1-0	1-0-1	2-1-1	10-8
2016-17	2-0-0	0-1-1	2-1-1	10-13
TOTALS	11-4-0	8-4-4	19-8-4	97-84



DALLAS STARS

WEBSITE: dallasstars.com | Franchise played as Minnesota North Stars from 1967-68 to 1992-93

Stars vs. Penguins

All-time scorer vs. Pittsburgh: Bill Goldsworthy [54gp, 23-22-45]

All-time Pittsburgh scorer vs. Dallas: Rick Kehoe [36gp, 19-27-46]

Longest Dallas win streak vs.

Pittsburgh: 4, Oct. 16, 2014-Oct. 22, 2015; Jan. 12, 1983-Dec. 1, 1984; Oct. 28, 1971-Feb. 20, 1972

Longest Pittsburgh win streak vs.

Dallas: 8, Oct. 15, 1985-Mar. 1, 1988

Longest Dallas undefeated streak

vs. Pittsburgh: 8, Mar. 16, 1997-Jan. 19, 2001 [6-0-2]

Longest Pittsburgh undefeated streak vs. Dallas:

8, Oct. 15, 1985-Mar. 1, 1988 [8-0-0]

Last Dallas win at home: Feb. 28, 2017 [3-2] [0-0-0 since last win]

Last Pittsburgh win at home:

Dec. 1, 2016 [6-2] [0-0-0 since last win]

Last Dallas win at Pittsburgh:

Oct. 22, 2015 [4-1] [0-1-0 since last win]

Last Pittsburgh win at Dallas:

Feb. 29, 2012 [4-3 SO] [0-4-0 since last win]

Most goals by Dallas vs. Pittsburgh:

10, Mar. 7, 1973 [M, 10-4]

Most goals by Pittsburgh vs. Dallas:

9, Jan. 12, 1989 [P, 9-2]

Most goals by both teams:

15, Feb. 2, 1982 [M, 9-6]; Dec. 21, 1974 [M, 8-7]

Last Dallas shutout vs. Pittsburgh:

Oct. 8, 2015 [3-0] - Antti Niemi

Last Pittsburgh shutout vs. Dallas:

Mar. 9, 2004 [4-0] - Jean-Sebastien Aubin

Last Dallas hat trick vs. Pittsburgh:

Nov. 5, 1997 - Joe Nieuwendyk

Last Pittsburgh hat trick vs. Dallas:

Mar. 4, 1990 - Rob Brown

Last Pittsburgh trade with Dallas:

Mar. 24, 2013 - Brenden Morrow and 2013 third-round draft pick to Pittsburgh in exchange for Joe Morrow and 2013 fifth-round draft pick

Pittsburgh's Overtime/Shootout Record vs. Dallas: 3-1-3

Year By Year

YEAR	PIT	ROAD	TOTAL	GF/GA	YEAR	PIT	ROAD	TOTAL	GF/GA
1967-68	2-1-2	2-2-1	4-3-3	33-29	1994-95	Did Not Play			
1968-69	2-2-0	3-1-0	5-3-0	25-15	1995-96	1-0-0	1-0-0	2-0-0	9-3
1969-70	3-1-0	2-1-1	5-2-1	33-27	1996-97	1-0-0	0-1-0	1-1-0	5-7
1970-71	1-1-1	0-2-1	1-3-2	12-13	1997-98	0-1-0	0-0-1	0-1-1	2-5
1971-72	2-1-0	0-3-0	2-4-0	11-17	1998-99	0-0-1	0-1-0	0-1-1	6-8
1972-73	2-1-0	0-2-0	2-3-0	18-21	1999-00	0-0-0	0-1-0	0-1-0	4-6
1973-74	1-0-1	1-2-0	2-2-1	17-20	2000-01	0-1-0	0-0-1	0-1-1	7-14
1974-75	2-0-0	1-1-0	3-1-0	21-14	2001-02	1-0-0	0-0-0	1-0-0	3-2
1975-76	1-0-1	1-1-0	2-1-1	15-10	2002-03	0-0-0	0-1-0	0-1-0	1-3
1976-77	2-0-0	1-1-0	3-1-0	17-9	2003-04	1-0-0	0-0-0	1-0-0	4-0
1977-78	2-0-0	0-2-0	2-2-0	18-17	2004-05	No Season			
1978-79	2-0-0	1-1-0	3-1-0	19-11	2005-06	Did Not Play			
1979-80	1-1-0	0-2-0	1-3-0	12-15	2006-07	0-0-0	1-0-0	1-0-0	3-3
1980-81	1-1-0	0-2-0	1-3-0	13-18	2007-08	1-0-0	0-0-0	1-0-0	4-1
1981-82	1-1-0	0-1-0	1-2-0	14-15	2008-09	0-0-0	1-0-0	1-0-0	4-1
1982-83	0-1-0	0-1-1	0-2-1	8-16	2009-10	1-0-0	0-0-0	1-0-0	6-3
1983-84	1-1-0	0-1-0	1-2-0	12-12	2010-11	0-0-0	0-1-0	0-1-0	2-5
1984-85	0-1-0	1-1-0	1-2-0	10-10	2011-12	1-0-0	1-0-0	2-0-0	6-4
1985-86	2-0-0	1-0-0	3-0-0	10-7	2012-13	Did Not Play			
1986-87	1-0-0	2-0-0	3-0-0	16-7	2013-14	1-0-0	0-1-0	1-1-0	5-4
1987-88	2-0-0	0-1-0	2-1-0	12-9	2014-15	0-1-0	0-1-0	0-2-0	3-5
1988-89	0-1-0	1-1-0	1-2-0	12-11	2015-16	0-1-0	0-1-0	0-2-0	1-7
1989-90	1-1-0	0-0-1	1-1-1	14-16	2016-17	1-0-0	0-1-0	1-1-0	8-5
1990-91	1-0-0	1-1-0	2-1-0	11-10	TOTALS	43-21-6	24-41-7	67-62-13	491-462
1991-92	1-0-0	1-1-0	2-1-0	13-8					
1992-93	0-1-0	1-0-0	1-1-0	7-7					
1993-94	0-1-0	0-1-0	0-2-0	5-12					



DETROIT RED WINGS

WEBSITE: detroitredwings.com

Red Wings vs. Penguins

All-time scorer vs. Pittsburgh: Steve Yzerman (39gp, 16-32-48)

All-time Pittsburgh scorer vs. Detroit: Mario Lemieux (27gp, 21-37-58)

Longest Detroit win streak vs. Pittsburgh:
5, Dec. 23, 1982-Feb. 9, 1984

Longest Pittsburgh win streak vs. Detroit:
4, Feb. 13, 1974-Dec. 15, 1974

Longest Detroit undefeated streak vs. Pittsburgh:
9, Mar. 5, 1972-Jan. 27, 1974 (5-0-4)

Longest Pittsburgh undefeated streak vs. Detroit:
11, Dec. 17, 1988-Feb. 3, 1992 (7-0-4)

Last Detroit win at home:
Jan. 14, 2017 (6-3) [0-0-0 since last win]

Last Pittsburgh win at home:
Dec. 3, 2016 (5-3) [0-1-0 since last win]

Last Detroit win at Pittsburgh:
Feb. 19, 2017 (5-2) [0-0-0 since last win]

Last Pittsburgh win at Detroit:
Mar. 26, 2016 (7-2) [0-1-0 since last win]

Most goals by Detroit vs. Pittsburgh:
9, Feb. 9, 1984 (D, 9-3)

Most goals by Pittsburgh vs. Detroit:
10, Jan. 28, 1989 (P, 10-5)

Most goals by both teams:
15, Jan. 28, 1989 (P, 10-5)

Last Detroit shutout vs. Pittsburgh:
Feb. 8, 2009 (3-0) – Ty Conklin

Last Pittsburgh shutout vs. Detroit:
Apr. 11, 1999 (3-0) – Tom Barrasso

Last Detroit hat trick vs. Pittsburgh:
Oct. 25, 2002 – Sergei Fedorov

Last Pittsburgh hat trick vs. Detroit:
Nov. 11, 2008 – Jordan Staal

Last Pittsburgh trade with Detroit:
Mar. 9, 2006 – 2007 fourth-round draft pick to Pittsburgh in exchange for Cory Cross

Pittsburgh's Overtime/Shootout Record vs. Detroit: 5-3-7

Year By Year

YEAR	PIT	ROAD	TOTAL	GF/GA	YEAR	PIT	ROAD	TOTAL	GF/GA
1967-68	1-1-0	0-2-0	1-3-0	12-21	1994-95	Did Not Play			
1968-69	2-1-0	0-3-0	2-4-0	14-20	1995-96	1-0-0	0-1-0	1-1-0	5-5
1969-70	1-2-0	1-2-0	2-4-0	17-21	1996-97	0-1-0	0-1-0	0-2-0	6-10
1970-71	3-0-0	0-1-2	3-1-2	30-13	1997-98	1-0-0	0-0-1	1-0-1	5-3
1971-72	2-1-0	0-3-0	2-4-0	19-25	1998-99	1-0-0	1-0-0	2-0-0	5-1
1972-73	0-1-1	0-1-2	0-2-3	7-9	1999-00	1-0-0	0-0-1	1-0-1	6-6
1973-74	2-1-0	0-1-1	2-2-1	20-13	2000-01	0-0-0	1-0-0	1-0-0	4-3
1974-75	2-1-0	2-1-0	4-2-0	24-15	2001-02	0-1-0	0-0-0	0-1-0	2-4
1975-76	3-0-0	1-1-1	4-1-1	24-13	2002-03	0-1-0	0-1-0	0-2-0	4-12
1976-77	3-0-0	1-2-0	4-2-0	19-17	2003-04	1-0-0	0-0-0	1-0-0	4-3
1977-78	1-1-1	1-2-0	2-3-1	21-22	2004-05	No Season			
1978-79	4-0-0	1-3-0	5-3-0	29-31	2005-06	0-0-0	0-1-0	0-1-0	1-3
1979-80	2-0-0	0-2-0	2-2-0	18-19	2006-07	0-1-0	0-0-0	0-1-0	0-2
1980-81	2-0-0	0-1-1	2-1-1	13-11	2007-08	Did Not Play			
1981-82	1-0-0	0-2-0	1-2-0	11-11	2008-09	0-1-0	1-0-0	1-1-0	7-9
1982-83	0-1-1	0-1-0	0-2-1	11-17	2009-10	1-0-0	0-1-0	1-1-0	2-4
1983-84	0-1-0	0-2-0	0-3-0	9-21	2010-11	1-0-0	1-0-0	2-0-0	8-5
1984-85	1-1-0	0-0-1	1-1-1	10-10	2011-12	0-1-0	0-0-0	0-1-0	1-4
1985-86	1-0-0	1-1-0	2-1-0	15-11	2012-13	Did Not Play			
1986-87	1-1-0	0-1-0	1-2-0	5-6	2013-14	1-0-0	1-0-1	2-0-1	11-9
1987-88	1-0-0	0-2-0	1-2-0	13-15	2014-15	1-1-0	0-0-1	1-1-1	8-10
1988-89	2-0-0	0-0-1	2-0-1	19-13	2015-16	1-0-0	2-0-0	3-0-0	18-7
1989-90	1-0-0	1-0-1	2-0-1	14-7	2016-17	1-1-0	0-1-0	1-2-0	10-14
1990-91	2-0-0	1-0-0	3-0-0	16-5	TOTALS	50-22-4	18-42-15	68-64-19	525-515
1991-92	0-0-1	0-1-1	0-1-2	10-11					
1992-93	1-0-0	0-1-0	1-1-0	9-14					
1993-94	0-1-0	1-0-0	1-1-0	9-10					



EDMONTON OILERS

WEBSITE: edmontonoilers.com

Oilers vs. Penguins

All-time scorer vs. Pittsburgh: Wayne Gretzky (28gp, 31-44-75)

All-time Pittsburgh scorer vs.

Edmonton: Mario Lemieux (26gp, 14-29-43)

Longest Edmonton win streak vs.

Pittsburgh: 5, Jan. 7, 1983-Feb. 22, 1984; Mar. 16, 1981-Mar. 17, 1982

Longest Pittsburgh win streak vs.

Edmonton: 4, Dec. 5, 2007-Mar. 13, 2011; Mar. 4, 2000-Feb. 18, 2003

Longest Edmonton undefeated streak vs. Pittsburgh: 6, Jan. 7, 1983-Nov. 6, 1984 [5-0-1]

Longest Pittsburgh undefeated streak vs. Edmonton:

13, Dec. 5, 2007-Present [10-0-3]

Last Edmonton win at home:

Jan. 10, 2014 [4-3 OT] [0-2-1 since last win]

Last Pittsburgh win at home:

Nov. 8, 2016 [4-3] [0-0-0 since last win]

Last Edmonton win at Pittsburgh:

Nov. 28, 2015 [3-2 SO] [0-1-0 since last win]

Last Pittsburgh win at Edmonton:

Mar. 10, 2017 [3-2 SO] [0-0-0 since last win]

Most goals by Edmonton vs.

Pittsburgh:

10, Feb. 19, 1983 [E, 10-7]; Mar. 17, 1982 [E, 10-4]

Most goals by Pittsburgh vs.

Edmonton: 7, Jan. 21, 1988 [P, 7-4]; Jan. 22, 1986 [P, 7-4]; Feb. 19, 1983 [E, 10-7]

Most goals by both teams:

17, Feb. 19, 1983 [E, 10-7]

Last Edmonton shutout vs.

Pittsburgh: None

Last Pittsburgh shutout vs.

Edmonton:

Feb. 4, 2015 [2-0] - Marc-Andre Fleury

Last Edmonton hat trick vs.

Pittsburgh: Jan. 10, 2006 - Shawn Horcoff

Last Pittsburgh hat trick vs.

Edmonton: Nov. 13, 1991 - Kevin Stevens

Last Pittsburgh trade with Edmonton:

Feb. 27, 2016 - Justin Schultz to Pittsburgh in exchange for a 2016 third-round draft pick

Pittsburgh's Overtime/Shootout

Record vs. Edmonton: 3-2-5

Year By Year

YEAR	PIT	ROAD	TOTAL	GF/GA	YEAR	PIT	ROAD	TOTAL	GF/GA
1979-80	1-1-0	0-2-0	1-3-0	12-22	2006-07	Did Not Play			
1980-81	1-1-0	0-1-1	1-2-1	18-20	2007-08	0-0-0	1-0-0	1-0-0	4-2
1981-82	0-1-0	0-2-0	0-3-0	8-22	2008-09	1-0-0	0-0-0	1-0-0	5-4
1982-83	1-1-0	0-1-0	1-2-0	14-21	2009-10	0-0-0	1-0-0	1-0-0	3-2
1983-84	0-1-0	0-2-0	0-3-0	8-23	2010-11	1-0-0	0-0-0	1-0-0	5-1
1984-85	1-0-1	0-1-0	1-1-1	10-12	2011-12	0-0-0	0-0-1	0-0-1	1-1
1985-86	0-1-0	1-1-0	1-2-0	13-17	2012-13	Did Not Play			
1986-87	1-1-0	0-1-0	1-2-0	9-10	2013-14	1-0-0	0-0-1	1-0-1	6-6
1987-88	0-1-0	0-2-0	0-3-0	8-17	2014-15	1-0-0	1-0-0	2-0-0	8-4
1988-89	0-2-0	1-0-0	1-2-0	12-15	2015-16	0-0-1	1-0-0	1-0-1	4-3
1989-90	1-0-0	1-1-0	2-1-0	12-8	2016-17	1-0-0	1-0-0	2-0-0	6-5
1990-91	1-1-0	0-1-0	1-2-0	14-15	TOTALS	20-13-4	12-22-3	32-35-7	258-306
1991-92	2-0-0	0-1-0	2-1-0	14-14					
1992-93	0-1-0	*1-1-0	1-2-0	11-11					
1993-94	1-0-0	0-1-0	1-1-0	7-8					
1994-95	Did Not Play								
1995-96	1-0-0	1-0-0	2-0-0	10-8					
1996-97	1-0-0	0-1-0	1-1-0	7-7					
1997-98	1-0-0	0-1-0	1-1-0	7-6					
1998-99	0-0-1	0-1-0	0-1-1	3-6					
1999-00	0-0-1	1-0-0	1-0-1	5-4					
2000-01	1-0-0	0-0-0	1-0-0	5-2					
2001-02	0-0-0	1-0-0	1-0-0	1-0					
2002-03	1-0-0	0-0-0	1-0-0	4-3					
2003-04	0-0-0	0-1-0	0-1-0	3-4					
2004-05	No Season								
2005-06	0-1-0	0-0-0	0-1-0	1-3					

* = Includes one game played in Cleveland



FLORIDA PANTHERS

WEBSITE: floridapanthers.com

Panthers vs. Penguins

All-time scorer vs. Pittsburgh: Olli Jokinen (28gp, 14-14-28)

All-time Pittsburgh scorer vs. Florida: Sidney Crosby (35gp, 21-24-45)

Longest Florida win streak vs. Pittsburgh:
12, Apr. 3, 2002-Mar. 29, 2006

Longest Pittsburgh win streak vs. Florida: 5, Nov. 22, 2010-Oct. 11, 2011; Jan. 30, 2007-Feb. 19, 2008

Longest Florida undefeated streak vs. Pittsburgh:
12, Apr. 3, 2002-Mar. 29, 2006 (12-0-0)

Longest Pittsburgh undefeated streak vs. Florida:
9, Dec. 20, 2014-Present (7-0-2)

Last Florida win at home:
Feb. 15, 2016 (2-1 SO) [0-1-0 since last win]

Last Pittsburgh win at home:
Mar. 19, 2017 (4-0) [0-0-0 since last win]

Last Florida win at Pittsburgh: Jan. 20, 2014 (5-1) [0-4-1 since last win]

Last Pittsburgh win at Florida:
Dec. 8, 2016 (5-1) [0-0-0 since last win]

Most goals by Florida vs. Pittsburgh:
6, Oct. 11, 2013 (F, 6-3); Feb. 26, 2013 (F, 6-4); Jan. 3, 2010 (F, 6-2); Jan. 3, 2009 (F, 6-1); Nov. 25, 2005 (F, 6-3); Nov. 7, 2003 (F, 6-3); Feb. 6, 2003 (F, 6-0)

Most goals by Pittsburgh vs. Florida:
7, Dec. 30, 1998 (P, 7-4); Feb. 7, 1995 (P, 7-3)

Most goals by both teams:
11, Mar. 5, 2002 (P, 6-5 OT); Dec. 30, 1998 (P, 7-4); Dec. 30, 1995 (P, 6-5); Jan. 23, 1995 (P, 6-5)

Last Florida shutout vs. Pittsburgh:
Feb. 20, 2004 (2-0) – Roberto Luongo

Last Pittsburgh shutout vs. Florida:
Mar. 19, 2017 (4-0) – Marc-Andre Fleury

Last Florida hat trick vs. Pittsburgh:
Feb. 26, 2013 – Tomas Kopecky

Last Pittsburgh hat trick vs. Florida:
Mar. 19, 2017 – Sidney Crosby

Last Pittsburgh trade with Florida:
Mar. 5, 2014 – Marcel Goc to Pittsburgh in exchange for a 2014 fifth-round draft pick and a 2015 third-round draft pick

Pittsburgh's Overtime/Shootout Record vs. Florida: 11-3-6

Year By Year

YEAR	PIT	ROAD	TOTAL	GF/GA
1993-94	1-0-1	2-0-0	3-0-1	10-7
1994-95	1-1-0	1-1-0	2-2-0	16-14
1995-96	2-0-0	1-1-0	3-1-0	12-10
1996-97	2-0-0	0-2-0	2-2-0	12-13
1997-98	0-1-1	1-1-0	1-2-1	11-12
1998-99	3-0-0	1-1-0	4-1-0	19-10
1999-00	1-1-0	1-0-1	2-1-1	9-10
2000-01	1-1-0	1-0-1	2-1-1	12-11
2001-02	1-0-1	0-2-0	1-2-1	10-12
2002-03	0-2-0	0-1-1	0-3-1	5-17
2003-04	0-2-0	0-2-0	0-4-0	6-16
2004-05	No Season			
2005-06	0-1-1	1-1-0	1-2-1	14-16
2006-07	1-1-0	1-1-0	2-2-0	9-9
2007-08	2-0-0	1-1-0	3-1-0	11-8
2008-09	1-1-0	1-1-0	2-2-0	10-14
2009-10	2-0-0	1-1-0	3-1-0	10-12
2010-11	2-0-0	2-0-0	4-0-0	13-7
2011-12	2-0-0	1-1-0	3-1-0	11-7
2012-13	1-0-0	1-1-0	2-1-0	10-8
2013-14	0-1-0	1-1-0	1-2-0	9-12
2014-15	2-0-0	0-0-1	2-0-1	11-5
2015-16	1-0-0	1-0-1	2-0-1	7-5
2016-17	2-0-0	1-0-0	3-0-0	12-3
TOTALS	28-12-4	20-19-5	48-31-9	249-238



LOS ANGELES KINGS

WEBSITE: losangeleskings.com

Kings vs. Penguins

All-time scorer vs. Pittsburgh: Marcel Dionne (50gp, 29-41-70)

All-time Pittsburgh scorer vs. Los Angeles: Mario Lemieux (28gp, 19-42-61)

Longest Los Angeles win streak vs. Pittsburgh: 5, Feb. 27, 2002-Oct. 10, 2003; Mar. 14, 1984-Nov. 16, 1985

Longest Pittsburgh win streak vs. Los Angeles: 6, Nov. 15, 1969-Feb. 26, 1970

Longest Los Angeles undefeated streak vs. Pittsburgh: 9, Oct. 28, 1999-Nov. 1, 2006 (7-0-2

Longest Pittsburgh undefeated streak vs. Los Angeles: 9, Nov. 15, 1979-Feb. 13, 1982 (4-0-5)

Last Los Angeles win at home: Nov. 3, 2016 (3-2 OT) (0-0-0 since last win)

Last Pittsburgh win at home: Oct. 30, 2014 (3-0) (0-0-2 since last win)

Last Los Angeles win at Pittsburgh: Dec. 16, 2016 (1-0 OT) (0-0-0 since last win)

Last Pittsburgh win at Los Angeles: Mar. 7, 2015 (1-0 OT) (0-1-1 since last

win)

Most goals by Los Angeles vs. Pittsburgh: 10, Jan. 21, 1987 (L, 10-5)

Most goals by Pittsburgh vs. Los Angeles: 8, Oct. 20, 1971 (P, 8-1); Mar. 26, 1969 (P, 8-4)

Most goals by both teams: 15, Jan. 21, 1987 (L, 10-5)

Last Los Angeles shutout vs. Pittsburgh: Dec. 16, 2016 (1-0 OT) – Peter Budaj

Last Pittsburgh shutout vs. Los Angeles: Mar. 7, 2015 (1-0 OT) – Marc-

Andre Fleury

Last Los Angeles hat trick vs. Pittsburgh: Mar. 10, 1990 – Luc Robitaille

Last Pittsburgh hat trick vs. Los Angeles: Feb. 10, 1990 – Rob Brown

Last Pittsburgh trade with Los Angeles: Nov. 20, 2003 – Sergei Anshakov and Martin Strbak to Pittsburgh in exchange for Martin Straka

Pittsburgh's Overtime/Shootout Record vs. Los Angeles: 7-7-5

Year By Year

YEAR	PIT	ROAD	TOTAL	GF/GA	YEAR	PIT	ROAD	TOTAL	GF/GA
1967-68	3-2-0	1-4-0	4-6-0	26-33	1994-95	Did Not Play			
1968-69	1-2-1	1-3-0	2-5-1	20-24	1995-96	0-1-0	0-1-0	0-2-0	4-6
1969-70	4-0-0	2-2-0	6-2-0	20-11	1996-97	1-0-0	1-0-0	2-0-0	9-4
1970-71	2-1-0	0-3-0	2-4-0	18-26	1997-98	0-0-1	1-0-0	1-0-1	5-4
1971-72	3-0-0	1-1-1	4-1-1	29-19	1998-99	0-1-0	1-0-0	1-1-0	5-4
1972-73	3-0-0	1-2-0	4-2-0	17-14	1999-00	0-1-0	0-1-0	0-2-0	7-10
1973-74	1-2-0	0-2-0	1-4-0	6-14	2000-01	0-0-1	0-0-0	0-0-1	2-2
1974-75	0-1-2	1-2-0	1-3-2	8-15	2001-02	0-1-0	0-1-0	0-2-0	7-9
1975-76	3-0-0	2-1-0	5-1-0	29-16	2002-03	0-1-0	0-0-1	0-1-1	5-8
1976-77	1-2-0	1-1-1	2-3-1	20-23	2003-04	0-1-0	0-0-0	0-1-0	0-3
1977-78	0-1-2	0-2-1	0-3-3	15-21	2004-05	No Season			
1978-79	2-2-0	2-1-1	4-3-1	24-22	2005-06	Did Not Play			
1979-80	1-1-0	0-0-2	1-1-2	13-12	2006-07	0-0-0	1-0-0	1-0-0	4-3
1980-81	2-0-0	0-0-2	2-0-2	18-16	2007-08	1-0-0	0-0-0	1-0-0	4-2
1981-82	1-0-1	0-1-0	1-1-1	15-16	2008-09	1-0-0	0-0-0	1-0-0	4-1
1982-83	1-0-0	1-1-0	2-1-0	15-14	2009-10	0-0-0	0-1-0	0-1-0	2-5
1983-84	1-1-0	0-1-0	1-2-0	15-16	2010-11	1-0-0	0-0-0	1-0-0	2-1
1984-85	0-1-0	0-2-0	0-3-0	6-15	2011-12	0-0-0	1-0-0	1-0-0	2-2
1985-86	2-0-0	0-1-0	2-1-0	16-12	2012-13	Did Not Play			
1986-87	1-0-0	0-2-0	1-2-0	9-16	2013-14	0-1-0	1-0-0	1-1-0	6-4
1987-88	0-0-2	1-0-0	1-0-2	15-13	2014-15	1-0-0	1-0-0	2-0-0	4-0
1988-89	1-0-0	0-2-0	1-2-0	9-14	2015-16	0-0-1	0-1-0	0-1-1	5-7
1989-90	1-1-0	0-1-0	1-2-0	13-22	2016-17	0-0-1	0-0-1	0-0-2	2-4
1990-91	1-0-0	0-2-0	1-2-0	6-12	TOTALS	42-26-12	21-45-10	63-71-22	483-527
1991-92	0-2-0	0-1-0	0-3-0	8-14					
1992-93	1-0-0	0-1-0	1-1-0	7-8					
1993-94	1-0-0	0-1-0	1-1-0	7-10					



MINNESOTA WILD

WEBSITE: minnesotawild.com

Wild vs. Penguins

All-time scorer vs. Pittsburgh: Mikko Koivu (15gp, 3-5-8)

All-time Pittsburgh scorer vs. Minnesota: Sidney Crosby (13gp, 5-11-16)

Longest Minnesota win streak vs. Pittsburgh: 4, Nov. 18, 2008-Jan. 8, 2011

Longest Pittsburgh win streak vs. Minnesota: 4, Nov. 4, 2014-Dec. 26, 2015

Longest Minnesota undefeated streak vs. Pittsburgh: 5, Dec. 14, 2001-Dec. 8, 2005 (4-0-1)

Longest Pittsburgh undefeated streak vs. Minnesota: 4, Nov. 4, 2014-Dec. 26, 2015 (4-0-0)

Last Minnesota win at home: Nov. 25, 2016 (6-2) [0-0-0 since last win]

Last Pittsburgh win at home: Nov. 17, 2015 (4-3) [0-1-0 since last win]

Last Minnesota win at Pittsburgh: Nov. 11, 2016 (4-2) [0-0-0 since last win]

Last Pittsburgh win at Minnesota: Dec. 26, 2015 (3-1) [0-1-0 since last win]

Most goals by Minnesota vs. Pittsburgh: 6, Nov. 25, 2016 (M, 6-2); Nov. 19, 2003 (M, 6-2)

Most goals by Pittsburgh vs. Minnesota: 7, Jan. 13, 2015 (P, 7-2)

Most goals by both teams: 9, Jan. 13, 2015 (P, 7-2)

Last Minnesota shutout vs. Pittsburgh: Apr. 5, 2014 (4-0) - Ilya Bryzgalov

Last Pittsburgh shutout vs. Minnesota: None

Last Minnesota hat trick vs. Pittsburgh: None

Last Pittsburgh hat trick vs. Minnesota: None

Last Pittsburgh trade with Minnesota: Feb. 27, 2007 - 2007 third-round draft pick to Pittsburgh in exchange for Dominic Moore

Pittsburgh's Overtime/Shootout Record vs. Minnesota: 0-0-2

Year By Year

YEAR	PIT	ROAD	TOTAL	GF/GA
2000-01	1-0-0	0-1-0	1-1-0	4-5
2001-02	0-1-0	0-0-0	0-1-0	2-5
2002-03	0-0-0	0-0-1	0-0-1	1-1
2003-04	0-1-0	0-1-0	0-2-0	4-10
2004-05	No Season			
2005-06	0-1-0	0-0-0	0-1-0	0-5
2006-07	Did Not Play			
2007-08	0-0-0	1-0-0	1-0-0	4-2
2008-09	0-0-1	0-0-0	0-0-1	1-1
2009-10	0-1-0	0-1-0	0-2-0	4-6
2010-11	0-1-0	0-0-0	0-1-0	0-4
2011-12	0-0-0	1-0-0	1-0-0	4-2
2012-13	Did Not Play			
2013-14	1-0-0	0-1-0	1-1-0	5-6
2014-15	1-0-0	1-0-0	2-0-0	11-3
2015-16	1-0-0	1-0-0	2-0-0	7-4
2016-17	0-1-0	0-1-0	0-2-0	4-10
TOTALS	4-6-1	4-5-1	8-11-2	51-64



MONTREAL CANADIENS

WEBSITE: montrealcanadiens.com

Canadiens vs. Penguins

All-time scorer vs. Pittsburgh: Guy Lafleur (61gp, 44-53-97)

All-time Pittsburgh scorer vs. Montreal: Mario Lemieux (41gp, 26-41-67)

Longest Montreal win streak vs. Pittsburgh: 10, Apr. 2, 1975-Dec. 4, 1976

Longest Pittsburgh win streak vs. Montreal: 5, Feb. 19, 2009-Dec. 10, 2009

Longest Montreal undefeated streak vs. Pittsburgh: 18, Jan. 13, 1972-Jan. 26, 1975 (15-0-3)

Longest Pittsburgh undefeated streak vs. Montreal: 7, Oct. 20, 2011-April 17, 2013 (6-0-1)

Last Montreal win at home: Oct. 18, 2016 (4-0) [0-1-0 since last win]

Last Pittsburgh win at home: Dec. 31, 2016 (4-3 OT) [0-0-0 since last win]

Last Montreal win at Pittsburgh: Oct. 13, 2015 (3-2) [0-0-2 since last win]

Last Pittsburgh win at Montreal: Jan. 18, 2017 (4-1) [0-0-0 since last

win]

Most goals by Montreal vs. Pittsburgh: 12, Feb. 22, 1979 (M, 12-0)

Most goals by Pittsburgh vs. Montreal: 7, Mar. 2, 2013 (P, 7-6); Dec. 7, 1995 (P, 7-5); Jan. 15, 1983 (M, 8-7)

Most goals by both teams: 15, Jan. 15, 1983 (M, 8-7)

Last Montreal shutout vs. Pittsburgh: Oct. 18, 2016 (4-0) – Al Montoya

Last Pittsburgh shutout vs. Montreal: Nov. 18, 2014 (4-0) – Marc-Andre Fleury

Last Montreal hat trick vs.

Pittsburgh: Dec. 27, 2008 – Andrei Kostitsyn

Last Pittsburgh hat trick vs. Montreal: Oct. 28, 2009 – Sidney Crosby

Last Pittsburgh trade with Montreal: June 27, 2009 – 2010 sixth-round pick to Pittsburgh in exchange for 2009 seventh-round draft pick

Pittsburgh's Overtime/Shootout Record vs. Montreal: 13-4-17

Year By Year

YEAR	PIT	ROAD	TOTAL	GF/GA	YEAR	PIT	ROAD	TOTAL	GF/GA
1967-68	0-2-0	0-2-0	0-4-0	11-16	1994-95	2-0-0	0-2-0	2-2-0	13-13
1968-69	0-2-1	1-2-0	1-4-1	16-21	1995-96	1-2-0	0-2-0	1-4-0	17-23
1969-70	2-1-0	0-3-0	2-4-0	15-19	1996-97	0-0-3	2-1-0	2-1-3	23-20
1970-71	1-1-1	0-2-1	1-3-2	13-20	1997-98	1-2-0	2-0-1	3-2-1	14-10
1971-72	1-1-1	0-3-0	1-4-1	16-25	1998-99	1-0-1	2-0-0	3-0-1	16-12
1972-73	0-2-0	0-3-0	0-5-0	12-29	1999-00	1-1-0	0-2-0	1-3-0	8-16
1973-74	0-3-0	0-1-1	0-4-1	10-21	2000-01	1-1-0	0-1-1	1-2-1	12-13
1974-75	1-1-1	0-3-0	1-4-1	15-28	2001-02	0-2-0	0-1-1	0-3-1	2-9
1975-76	0-3-0	0-3-0	0-6-0	19-35	2002-03	1-0-1	0-0-2	1-0-3	12-13
1976-77	0-1-2	0-3-0	0-4-2	11-34	2003-04	0-2-0	0-2-0	0-4-0	5-20
1977-78	1-2-0	0-3-0	1-5-0	19-35	2004-05	No Season			
1978-79	2-2-0	0-3-1	2-5-1	19-38	2005-06	1-1-0	2-0-0	3-1-0	18-16
1979-80	1-0-1	0-2-0	1-2-1	14-22	2006-07	2-0-0	0-1-1	2-1-1	16-17
1980-81	1-1-0	1-1-0	2-2-0	10-11	2007-08	0-1-1	2-0-0	2-1-1	12-10
1981-82	1-0-0	0-2-0	1-2-0	9-14	2008-09	1-1-0	1-1-0	2-2-0	12-12
1982-83	1-1-0	0-1-0	1-2-0	11-15	2009-10	2-0-0	1-1-0	3-1-0	15-9
1983-84	0-0-1	0-2-0	0-2-1	6-11	2010-11	0-2-0	1-0-1	1-2-1	8-9
1984-85	1-1-0	0-1-0	1-2-0	11-13	2011-12	2-0-0	1-0-1	3-0-1	13-10
1985-86	0-1-0	0-1-1	0-2-1	10-13	2012-13	2-0-0	1-0-0	3-0-0	14-10
1986-87	1-1-0	0-0-1	1-1-1	11-11	2013-14	1-0-1	0-1-0	1-1-1	12-9
1987-88	1-0-0	1-1-0	2-1-0	11-8	2014-15	0-1-0	2-0-0	2-1-0	7-5
1988-89	0-2-0	1-0-0	1-2-0	8-16	2015-16	1-1-0	1-0-0	2-1-0	8-7
1989-90	1-0-0	0-2-0	1-2-0	4-17	2016-17	1-0-0	1-1-0	2-1-0	8-8
1990-91	0-1-1	0-1-0	0-2-1	11-15	TOTALS	41-47-16	23-65-15	64-112-31	584-795
1991-92	1-0-0	0-2-0	1-2-0	8-9					
1992-93	2-0-0	0-0-1	2-0-1	12-8					
1993-94	1-1-0	0-2-1	1-3-1	7-20					



NASHVILLE PREDATORS

WEBSITE: nashvillepredators.com

Predators vs. Penguins

All-time scorer vs. Pittsburgh: Scott Walker (12gp, 3-10-13)

All-time Pittsburgh scorer vs. Nashville: Sidney Crosby (13gp, 4-15-19)

Longest Nashville win streak vs. Pittsburgh: 3, Jan. 1, 2004-Jan. 15, 2006

Longest Pittsburgh win streak vs. Nashville: 5, Oct. 21, 2010-Oct. 25, 2014

Longest Nashville undefeated streak vs. Pittsburgh: 6, Nov. 23, 2001-Jan. 15, 2006 (5-0-1)

Longest Pittsburgh undefeated streak vs. Nashville: 6, Feb. 14, 2010-Oct. 25, 2014 (5-0-1)

Last Nashville win at home: Oct. 22, 2016 (5-1) [0-0-0 since last win]

Last Pittsburgh win at home: Jan. 31, 2017 (4-2) [0-0-0 since last win]

Last Nashville win at Pittsburgh: Feb. 1, 2015 (4-0) [0-2-0 since last win]

Last Pittsburgh win at Nashville: Oct. 24, 2015 (2-1 OT) [0-1-0 since last win]

Most goals by Nashville vs. Pittsburgh: 9, Mar. 4, 2004 (N, 9-4)

Most goals by Pittsburgh vs. Nashville: 6, Nov. 13, 1999 (P, 6-2)

Most goals by both teams: 13, Mar. 4, 2004 (N, 9-4)

Last Nashville shutout vs. Pittsburgh: Feb. 1, 2015 (4-0) – Carter Hutton

Last Pittsburgh shutout vs. Nashville: Oct. 25, 2014 (3-0) – Marc-Andre Fleury

Last Nashville hat trick vs. Pittsburgh: None

Last Pittsburgh hat trick vs. Nashville: None

Last Pittsburgh trade with Nashville: June 27, 2014 – Patric Hornqvist and Nick Spaling to Pittsburgh in exchange for James Neal

Pittsburgh's Overtime/Shootout Record vs. Nashville: 3-0-3

Year By Year

YEAR	PIT	ROAD	TOTAL	GF/GA
1998-99	0-0-1	1-0-0	1-0-1	4-3
1999-00	1-0-0	0-1-0	1-1-0	8-6
*2000-01	0-1-0	1-0-0	1-1-0	4-4
2001-02	0-0-0	0-1-0	0-1-0	0-5
2002-03	0-0-1	0-1-0	0-1-1	2-8
2003-04	0-1-0	0-1-0	0-2-0	6-12
2004-05	No Season			
2005-06	0-0-0	0-1-0	0-1-0	4-5
2006-07	1-0-0	0-0-0	1-0-0	4-1
2007-08	Did Not Play			
2008-09	0-0-0	0-1-0	0-1-0	3-5
2009-10	0-0-1	0-0-0	0-0-1	3-3
2010-11	0-0-0	1-0-0	1-0-0	4-3
2011-12	1-0-0	0-0-0	1-0-0	5-1
2012-13	Did Not Play			
2013-14	1-0-0	1-0-0	2-0-0	7-2
2014-15	0-1-0	1-0-0	1-1-0	3-4
2015-16	1-0-0	1-0-0	2-0-0	7-3
2016-17	1-0-0	0-1-0	1-1-0	5-7
TOTALS	6-3-3	6-7-0	12-10-3	69-72

* = Games played in Japan



NEW JERSEY DEVILS

WEBSITE: newjerseydevils.com | Franchise played as Kansas City Scouts from 1974-75 to 1975-76 and Colorado Rockies from 1976-77 to 1981-82

Devils vs. Penguins

All-time scorer vs. Pittsburgh:

Patrik Elias (87gp, 24-46-70)

All-time Pittsburgh scorer vs. New Jersey:

Mario Lemieux (74gp, 47-88-135)

Longest New Jersey win streak vs. Pittsburgh:

6, Oct. 24, 2009-Mar. 17, 2010

Longest Pittsburgh win streak vs. New Jersey:

5, Nov. 26, 2016-Present; Feb. 22, 1981-Mar. 21, 1982

Longest New Jersey undefeated streak vs. Pittsburgh:

7, Dec. 23, 1987-Dec. 23, 1988 (5-0-2)

Longest Pittsburgh undefeated streak vs. New Jersey:

6, Jan. 29, 2008-Nov. 29, 2008 (4-0-2); Jan. 10, 2000-Nov. 27, 2001 (5-0-1); Jan. 6, 1986-Oct. 18, 1986 (5-0-1); Feb. 22, 1981-Oct. 5, 1982 (5-0-1)

Last New Jersey win at home:

Nov. 14, 2015 (4-0) (0-3-0 since last win)

Last Pittsburgh win at home:

Mar. 17, 2017 (6-4) (0-0-0 since last win)

Last New Jersey win at Pittsburgh:

Mar. 24, 2016 (3-0) (0-2-1 since last

win)

Last Pittsburgh win at New Jersey:

Apr. 6, 2017 (7-4) (0-0-0 since last win)

Most goals by New Jersey vs. Pittsburgh:

9, Oct. 28, 2000 (N, 9-0)

Most goals by Pittsburgh vs. New Jersey:

9, Dec. 13, 1990 (P, 9-5)

Most goals by both teams:

14, Dec. 13, 1990 (P, 9-5); Dec. 31, 1988 (P, 8-6); Oct. 26, 1986 (N, 8-6)

Last New Jersey shutout vs. Pittsburgh:

Mar. 24, 2016 (3-0) – Scott Wedgewood

Last Pittsburgh shutout vs. New Jersey:

Jan. 26, 2016 (2-0) – Marc-Andre Fleury

Last New Jersey hat trick vs. Pittsburgh:

Apr. 5, 2006 – Patrik Elias

Last Pittsburgh hat trick vs. New Jersey:

Nov. 29, 2008 – Sidney Crosby

Last Pittsburgh trade with New Jersey:

June 25, 2016 – 2016 third-round draft pick to Pittsburgh in exchange for Beau Bennett

Pittsburgh's Overtime/Shootout Record vs. New Jersey:

7-8-11

Year By Year

YEAR	PIT	ROAD	TOTAL	GF/GA	YEAR	PIT	ROAD	TOTAL	GF/GA
1974-75	1-0-1	1-0-1	2-0-2	19-14	2001-02	1-1-1	1-1-0	2-2-1	15-11
1975-76	2-0-0	0-1-1	2-1-1	18-10	2002-03	0-2-0	1-2-0	1-4-0	10-14
1976-77	1-1-0	1-1-0	2-2-0	11-11	2003-04	0-3-0	1-1-1	1-4-1	7-17
1977-78	1-1-0	1-0-1	2-1-1	14-13	2004-05	No Season			
1978-79	2-0-0	1-1-0	3-1-0	21-13	2005-06	2-1-1	1-3-0	3-4-1	27-30
1979-80	2-0-0	0-2-0	2-2-0	10-15	2006-07	1-2-1	2-2-0	3-4-1	18-20
1980-81	2-0-0	1-1-0	3-1-0	20-13	2007-08	1-3-0	3-0-1	4-3-1	28-17
1981-82	2-0-0	1-0-0	3-0-0	17-5	2008-09	2-0-1	1-1-1	3-1-2	16-12
1982-83	1-2-1	0-1-2	1-3-3	23-26	2009-10	0-3-0	0-3-0	0-6-0	5-22
1983-84	2-1-0	2-2-0	4-3-0	28-27	2010-11	3-0-0	1-1-1	4-1-1	10-8
1984-85	1-3-0	1-2-0	2-5-0	25-34	2011-12	2-1-0	1-2-0	3-3-0	18-16
1985-86	2-1-0	2-1-1	4-2-1	28-22	2012-13	1-1-0	0-2-0	1-3-0	9-10
1986-87	2-2-0	1-2-0	3-4-0	34-31	2013-14	2-0-0	0-2-0	2-2-0	8-8
1987-88	0-3-0	1-3-0	1-6-0	21-38	2014-15	2-0-0	1-2-0	3-2-0	12-9
1988-89	3-0-1	1-1-1	4-1-2	29-24	2015-16	1-1-0	1-1-0	2-2-0	8-8
1989-90	1-2-0	1-2-1	2-4-1	22-29	2016-17	3-0-0	2-0-0	5-0-0	25-14
1990-91	4-0-0	0-3-0	4-3-0	37-31	TOTALS	60-46-8	42-57-17	102-103-25	742-738
1991-92	1-2-0	1-3-0	2-5-0	20-31					
1992-93	3-1-0	3-1-1	6-2-1	33-25					
1993-94	1-0-1	0-2-0	1-2-1	10-17					
1994-95	1-0-0	0-0-2	1-0-2	11-8					
1995-96	1-1-0	1-0-1	2-1-1	11-9					
1996-97	0-2-0	1-1-0	1-3-0	12-13					
1997-98	1-1-0	1-1-0	2-2-0	8-10					
1998-99	0-2-0	1-2-0	1-4-0	13-17					
1999-00	1-2-0	1-1-0	2-3-0	14-15					
2000-01	1-1-0	2-0-1	3-1-1	17-21					



NEW YORK ISLANDERS

WEBSITE: newyorkislanders.com

Islanders vs. Penguins

All-time scorer vs. Pittsburgh: Bryan Trottier (82gp, 47-58-105)

All-time Pittsburgh scorer vs. Islanders: Mario Lemieux (72gp, 50-80-130)

Longest Islanders win streak vs. Pittsburgh: 6, Dec. 20, 1983-Nov. 10, 1984

Longest Pittsburgh win streak vs. Islanders: 5, Apr. 8, 2011-Dec. 10, 2011; Jan. 19, 2010-Oct. 15, 2010; Mar. 9, 1995-Mar. 16, 1996

Longest Islanders undefeated streak vs. Pittsburgh: 9, Feb. 1, 1986-Mar. 10, 1987 (7-0-2)

Longest Pittsburgh undefeated streak vs. Islanders: 11, Feb. 29, 2004-Oct. 19, 2006 (6-0-5)

Last Islanders win at home: Nov. 30, 2016 (5-3) [0-0-0 since last win]

Last Pittsburgh win at home: Oct. 27, 2016 (4-2) [0-0-1 since last win]

Last Islanders win at Pittsburgh: Mar. 24, 2017 (4-3 SO) [0-0-0 since last win]

Last Pittsburgh win at Islanders: Nov. 18, 2016 (3-2 OT) [0-1-0 since last win]

Most goals by Islanders vs. Pittsburgh: 11, Dec. 20, 1983 (NY, 11-3)

Most goals by Pittsburgh vs. Islanders: 9, Dec. 11, 2008 (P, 9-2); Dec. 30, 1999 (P, 9-3); Dec. 13, 1972 (P, 9-1)

Most goals by both teams: 15, Feb. 6, 1990 (NY, 8-7)

Last Islanders shutout vs. Pittsburgh: Jan. 9, 1986 (9-0) - Kelly Hrudey

Last Pittsburgh shutout vs. Islanders: Apr. 2, 2016 (5-0) - Matt Murray

Last Islanders hat trick vs. Pittsburgh: Jan. 16, 2015 - Kyle Okposo (4)

Last Pittsburgh hat trick vs. Islanders: Mar. 10, 2013 - Chris Kunitz

Last Pittsburgh trade with Islanders: Mar. 4, 2009 - Bill Guerin to Pittsburgh in exchange for a 2009 third-round draft pick

Pittsburgh's Overtime/Shootout Record vs. Islanders: 16-3-18

Year By Year

YEAR	PIT	ROAD	TOTAL	GF/GA	YEAR	PIT	ROAD	TOTAL	GF/GA
1972-73	2-0-1	2-0-0	4-0-1	22-4	2002-03	1-2-0	0-2-0	1-4-0	13-22
1973-74	0-0-2	2-1-0	2-1-2	9-8	2003-04	0-1-2	1-2-0	1-3-2	16-26
1974-75	2-0-0	0-2-0	2-2-0	15-10	2004-05	No Season			
1975-76	1-1-0	0-1-1	1-2-1	15-21	2005-06	2-0-2	2-0-2	4-0-4	32-18
1976-77	1-1-0	1-1-0	2-2-0	11-13	2006-07	3-1-0	1-3-0	4-4-0	29-28
1977-78	1-0-1	0-2-0	1-2-1	14-15	2007-08	3-1-0	2-2-0	5-3-0	22-21
1978-79	0-1-1	0-0-2	0-1-3	11-13	2008-09	3-0-0	2-0-1	5-0-1	26-11
1979-80	0-0-2	1-0-1	1-0-3	10-9	2009-10	3-0-0	2-1-0	5-1-0	27-19
1980-81	2-0-0	0-1-1	2-1-1	19-16	2010-11	3-0-0	1-1-1	4-1-1	14-15
1981-82	2-2-0	0-4-0	2-6-0	22-40	2011-12	2-1-0	2-1-0	4-2-0	22-15
1982-83	1-2-0	1-3-0	2-5-0	13-29	2012-13	2-1-0	2-0-0	4-1-0	17-9
1983-84	0-4-0	1-2-0	1-6-0	26-38	2013-14	1-1-0	2-0-0	3-1-0	16-13
1984-85	2-1-0	0-4-0	2-5-0	20-30	2014-15	1-1-1	0-2-0	1-3-1	12-18
1985-86	1-2-1	0-3-0	1-5-1	21-38	2015-16	2-0-0	1-1-0	3-1-0	12-5
1986-87	0-2-1	0-3-1	0-5-2	19-29	2016-17	1-0-1	1-1-0	2-1-1	13-12
1987-88	2-1-1	2-1-0	4-2-1	32-28	TOTALS	66-40-18	50-58-12	116-98-30	856-842
1988-89	3-0-0	1-2-1	4-2-1	32-26					
1989-90	3-1-0	0-2-1	3-3-1	32-35					
1990-91	2-1-0	3-1-0	5-2-0	33-23					
1991-92	2-1-1	3-0-0	5-1-1	39-31					
1992-93	2-2-0	2-1-0	4-3-0	26-21					
1993-94	0-2-0	2-0-0	2-2-0	11-14					
1994-95	2-0-0	1-1-0	3-1-0	16-10					
1995-96	1-1-0	2-0-0	3-1-0	19-16					
1996-97	1-1-0	1-1-0	2-2-0	12-14					
1997-98	1-1-0	1-1-0	2-2-0	14-11					
1998-99	1-2-0	1-1-0	2-3-0	12-20					
1999-00	2-0-0	2-1-0	4-1-0	26-12					
2000-01	2-1-0	0-2-0	2-3-0	17-17					
2001-02	0-1-1	2-1-0	2-2-1	17-19					



NEW YORK RANGERS

WEBSITE: newyorkrangers.com

Rangers vs. Penguins

All-time scorer vs. Pittsburgh: Brian Leetch (72gp, 19-70-89)

All-time Pittsburgh scorer vs. Rangers: Mario Lemieux (70gp, 61-71-132)

Longest Rangers win streak vs. Pittsburgh: 5, Nov. 18, 1973-Nov. 24, 1974

Longest Pittsburgh win streak vs. Rangers: 7, Jan. 19, 2012-Mar. 16, 2013; Jan. 18, 2009-Jan. 25, 2010

Longest Rangers undefeated streak vs. Pittsburgh: 12, Jan. 7, 1970-Oct. 30, 1971 (8-0-4)

Longest Pittsburgh undefeated streak vs. Rangers: 11, Jan. 18, 2009-Nov. 29, 2010 (9-0-2)

Last Rangers win at home: Apr. 9, 2017 (3-2) (0-0-0 since last win)

Last Pittsburgh win at home: Dec. 20, 2016 (7-2) (0-0-0 since last win)

Last Rangers win at Pittsburgh: Nov. 21, 2016 (5-2) (0-1-0 since last win)

Last Pittsburgh win at Rangers: Mar. 31, 2017 (4-3 SO) (0-1-0 since last win)

Most goals by Rangers vs. Pittsburgh: 11, Nov. 25, 1992 (NY, 11-3)

Most goals by Pittsburgh vs. Rangers: 10, Apr. 9, 1993 (P, 10-4)

Most goals by both teams: 14, Oct. 14, 2000 (P, 8-6); Apr. 9, 1993 (P, 10-4); Nov. 25, 1992 (NY, 11-3)

Last Rangers shutout vs. Pittsburgh: Feb. 10, 2016 (3-0) – Henrik Lundqvist

Last Pittsburgh shutout vs. Rangers: Mar. 16, 2013 (3-0) – Marc-Andre Fleury

Last Rangers hat trick vs. Pittsburgh: Nov. 12, 2005 – Jaromir Jagr

Last Pittsburgh hat trick vs. Rangers: Nov. 30, 2009 – Mike Rupp

Last Pittsburgh trade with Rangers: Feb. 10, 2003 – Rico Fata, Mikael Samuelsson, Richard Lintner and Joel Bouchard to Pittsburgh in exchange for Alexei Kovalev, Dan LaCouture, Janne Laukkanen and Mike Wilson

Pittsburgh's Overtime/Shootout Record vs. Rangers: 22-9-16

Year By Year

YEAR	PIT	ROAD	TOTAL	GF/GA	YEAR	PIT	ROAD	TOTAL	GF/GA
1967-68	0-1-1	0-2-0	0-3-1	7-15	1994-95	2-0-0	1-0-0	3-0-0	13-10
1968-69	1-2-0	0-3-0	1-5-0	16-27	1995-96	1-1-0	1-1-0	2-2-0	15-13
1969-70	0-3-0	1-1-1	1-4-1	7-18	1996-97	0-2-0	0-2-0	0-4-0	8-26
1970-71	0-3-0	0-2-1	0-5-1	7-24	1997-98	1-0-1	1-1-0	2-1-1	8-8
1971-72	1-1-1	0-2-1	1-3-2	12-22	1998-99	0-0-2	1-1-1	1-1-3	10-14
1972-73	1-1-0	1-2-0	2-3-0	16-24	1999-00	2-1-0	1-1-0	3-2-0	19-15
1973-74	0-3-0	1-1-0	1-4-0	12-25	2000-01	2-0-0	2-0-1	4-0-1	28-19
1974-75	1-1-0	1-1-0	2-2-0	22-20	2001-02	3-0-0	0-2-0	3-2-0	13-10
1975-76	2-0-0	1-1-0	3-1-0	23-12	2002-03	1-1-0	2-1-0	3-2-0	16-6
1976-77	0-1-1	2-0-0	2-1-1	12-8	2003-04	1-2-0	2-1-0	3-3-0	20-23
1977-78	1-0-1	1-0-1	2-0-2	16-12	2004-05	No Season			
1978-79	1-1-0	1-1-0	2-2-0	15-7	2005-06	2-2-0	1-3-0	3-5-0	18-30
1979-80	1-1-0	1-1-0	2-2-0	15-14	2006-07	3-0-1	2-1-1	5-1-2	21-18
1980-81	1-1-0	1-0-1	2-1-1	17-14	2007-08	3-0-1	0-3-1	3-3-2	16-21
1981-82	1-2-1	2-2-0	3-4-1	32-35	2008-09	3-0-0	0-1-2	3-1-2	17-13
1982-83	1-2-1	0-3-0	1-5-1	19-34	2009-10	2-0-1	3-0-0	5-0-1	27-16
1983-84	1-2-0	1-3-0	2-5-0	25-35	2010-11	0-2-1	2-1-0	2-3-1	14-21
1984-85	2-2-0	1-2-0	3-4-0	29-34	2011-12	2-1-0	2-1-0	4-2-0	20-12
1985-86	1-1-1	3-1-0	4-2-1	28-24	2012-13	2-0-0	2-1-0	4-1-0	14-10
1986-87	1-2-1	1-1-1	2-3-2	23-26	2013-14	1-0-1	1-1-0	2-1-1	12-13
1987-88	2-0-1	1-2-1	3-2-2	29-27	2014-15	1-1-0	0-1-1	1-2-1	7-16
1988-89	2-1-1	1-2-0	3-3-1	32-32	2015-16	1-1-0	2-0-0	3-1-0	12-9
1989-90	2-0-1	3-1-0	5-1-1	34-23	2016-17	1-1-0	2-1-0	3-2-0	20-14
1990-91	2-2-0	2-1-0	4-3-0	32-28	TOTALS	64-51-19	58-65-14	122-116-33	903-951
1991-92	1-2-0	1-3-0	2-5-0	25-32					
1992-93	2-1-0	3-1-0	5-2-0	31-24					
1993-94	2-0-0	0-2-0	2-2-0	19-18					



OTTAWA SENATORS

WEBSITE: ottawasenators.com

Senators vs. Penguins

All-time scorer vs. Pittsburgh: Daniel Alfredsson [64gp, 22-42-64]

All-time Pittsburgh scorer vs.

Ottawa: Jaromir Jagr [36gp, 29-28-57]

Longest Ottawa win streak vs.

Pittsburgh:

7, Jan. 22, 2004-Nov. 10, 2006

Longest Pittsburgh win streak vs.

Ottawa:

14, Jan. 3, 1994-Apr. 11, 1996

Longest Ottawa undefeated streak

vs. Pittsburgh: 10, Dec. 26, 2003-Mar.

18, 2007 [7-0-3]

Longest Pittsburgh undefeated

streak vs. Ottawa:

16, Mar. 30, 1993-Apr. 11, 1996 [15-0-1]

Last Ottawa win at home: Mar. 23,

2017 [2-1 SO] [0-0-0 since last win]

Last Pittsburgh win at home:

Dec. 5, 2016 [8-5] [0-0-0 since last win]

Last Ottawa win at Pittsburgh:

Apr. 13, 2014 [3-2 SO] [0-4-0 since last win]

Last Pittsburgh win at Ottawa:

Apr. 5, 2016 [5-3] [0-1-1 since last win]

Most goals by Ottawa vs. Pittsburgh:

8, Mar. 24, 2012 [0, 8-4]

Most goals by Pittsburgh vs. Ottawa:

8, Dec. 5, 2016 [P, 8-5]; Dec. 23, 2009

[P, 8-2]

Most goals by both teams:

13, Dec. 5, 2016 [P, 8-5]

Last Ottawa shutout vs. Pittsburgh:

Dec. 23, 2013 [5-0] – Craig Anderson

Last Pittsburgh shutout vs. Ottawa:

Oct. 15, 2015 [2-0] – Marc-Andre Fleury

Last Ottawa hat trick vs. Pittsburgh:

Dec. 6, 2008 – Jason Spezza

Last Pittsburgh hat trick vs. Ottawa:

Dec. 5, 2016 – Bryan Rust

Last Pittsburgh trade with Ottawa:

Nov. 2, 2016 – A 2017 fifth-round draft pick to Pittsburgh in exchange for Mike Condon

Pittsburgh's Overtime/Shootout

Record vs. Ottawa: 9-2-12

Year By Year

YEAR	PIT	ROAD	TOTAL	GF/GA
1992-93	2-0-0	1-1-0	3-1-0	20-9
1993-94	2-0-1	2-0-0	4-0-1	19-6
1994-95	2-0-0	2-0-0	4-0-0	18-12
1995-96	3-0-0	3-0-0	6-0-0	32-11
1996-97	3-0-0	1-1-1	4-1-1	24-15
1997-98	0-0-2	1-1-1	1-1-3	6-7
1998-99	1-1-0	1-0-1	2-1-1	13-12
1999-00	1-0-1	0-2-0	1-2-1	7-10
2000-01	1-1-0	1-0-1	2-1-1	14-11
2001-02	1-1-0	1-1-0	2-2-0	11-12
2002-03	0-2-0	1-1-0	1-3-0	7-13
2003-04	1-1-0	0-1-1	1-2-1	13-16
2004-05	No Season			
2005-06	0-2-0	0-2-0	0-4-0	9-21
2006-07	1-1-0	2-0-0	3-1-0	13-15
2007-08	0-1-1	1-1-0	1-2-1	13-18
2008-09	0-1-1	1-1-0	1-2-1	10-12
2009-10	1-1-0	1-1-0	2-2-0	15-13
2010-11	2-0-0	1-1-0	3-1-0	13-7
2011-12	1-1-0	0-2-0	1-3-0	15-22
2012-13	1-0-0	2-0-0	3-0-0	8-4
2013-14	1-0-1	0-1-0	1-1-1	4-8
2014-15	1-0-0	1-0-1	2-0-1	10-10
2015-16	2-0-0	1-0-0	3-0-0	13-8
2016-17	1-0-0	0-1-1	1-1-1	10-10
TOTALS	28-13-7	24-18-7	52-31-14	317-282



PHILADELPHIA FLYERS

WEBSITE: philadelphiaflyers.com

Flyers vs. Penguins

All-time scorer vs. Pittsburgh: Bobby Clarke (76gp, 44-64-108)

All-time Pittsburgh scorer vs. Philadelphia: Mario Lemieux (70gp, 51-73-124)

Longest Philadelphia win streak vs. Pittsburgh: 11, Dec. 12, 1982-Mar. 28, 1984

Longest Pittsburgh win streak vs. Philadelphia: 8, Oct. 5, 2006-Mar. 4, 2007

Longest Philadelphia undefeated streak vs. Pittsburgh: 13, Oct. 28, 1982-Mar. 28, 1984 (12-0-1)

Longest Pittsburgh undefeated streak vs. Philadelphia: 14, Mar. 26, 1991-Jan. 30, 1993 (10-0-4)

Last Philadelphia win at home: Mar. 15, 2017 (4-0) (0-0-0 since last win)

Last Pittsburgh win at home: Feb. 25, 2017 (4-2) (0-1-0 since last win)

Last Philadelphia win at Pittsburgh: Mar. 26, 2017 (6-2) (0-0-0 since last win)

Last Pittsburgh win at Philadelphia: Oct. 29, 2016 (5-4) (0-1-0 since last win)

Most goals by Philadelphia vs. Pittsburgh: 13, Mar. 22, 1984 (Phi, 13-4)

Most goals by Pittsburgh vs. Philadelphia: 11, Nov. 16, 1993 (Pgh, 11-5)

Most goals by both teams: 17, Mar. 22, 1984 (Phi, 13-4)

Last Philadelphia shutout vs. Pittsburgh: Mar. 15, 2017 (4-0) – Steve Mason

Last Pittsburgh shutout vs. Philadelphia: Oct. 5, 2006 (4-0) – Marc-Andre Fleury

Last Philadelphia hat trick vs. Pittsburgh: Feb. 20, 2013 – Jakub Voracek

Last Pittsburgh hat trick vs. Philadelphia: Oct. 28, 2006 – Sidney Crosby

Last Pittsburgh trade with Philadelphia: June 25, 2010 – Dan Hamhuis to Pittsburgh in exchange for a 2011 third-round draft pick

Pittsburgh's Overtime/Shootout Record vs. Philadelphia: 11-12-15

Year By Year

YEAR	PIT	ROAD	TOTAL	GF/GA	YEAR	PIT	ROAD	TOTAL	GF/GA
1967-68	2-0-3	2-3-0	4-3-3	20-12	1994-95	1-0-0	0-2-0	1-2-0	8-12
1968-69	1-1-2	0-3-1	1-4-3	13-26	1995-96	2-0-0	0-2-0	2-2-0	20-18
1969-70	3-0-1	2-1-1	5-1-2	27-21	1996-97	1-1-0	0-2-0	1-3-0	9-20
1970-71	1-0-2	0-3-0	1-3-2	13-15	1997-98	2-0-0	0-2-0	2-2-0	14-14
1971-72	3-0-0	0-2-1	3-2-1	17-20	1998-99	1-1-1	0-2-0	1-3-1	11-13
1972-73	2-1-0	0-3-0	2-4-0	20-24	1999-00	0-0-2	0-3-0	0-3-2	12-20
1973-74	1-1-0	1-2-0	2-3-0	15-22	2000-01	2-1-0	1-0-1	3-1-1	19-15
1974-75	1-1-0	0-2-0	1-3-0	11-18	2001-02	1-0-1	0-2-1	1-2-2	12-15
1975-76	0-1-1	0-2-0	0-3-1	13-22	2002-03	1-2-0	0-2-0	1-4-0	11-19
1976-77	1-1-0	0-2-0	1-3-0	3-12	2003-04	0-1-2	1-1-1	1-2-3	14-18
1977-78	0-2-0	0-1-1	0-3-1	7-26	2004-05	No Season			
1978-79	1-1-0	0-2-0	1-3-0	6-10	2005-06	1-3-0	1-2-1	2-5-1	23-29
1979-80	0-2-0	0-1-1	0-3-1	9-15	2006-07	4-0-0	4-0-0	8-0-0	40-21
1980-81	0-2-0	0-2-0	0-4-0	10-22	2007-08	3-1-0	0-4-0	3-5-0	23-28
1981-82	2-1-1	0-4-0	2-5-1	30-38	2008-09	2-1-0	2-1-0	4-2-0	20-21
1982-83	1-1-1	0-4-0	1-5-1	16-34	2009-10	2-1-0	3-0-0	5-1-0	23-16
1983-84	0-4-0	0-3-0	0-7-0	21-46	2010-11	0-3-0	2-1-0	2-4-0	14-16
1984-85	2-1-0	0-4-0	2-5-0	19-34	2011-12	1-2-0	1-1-1	2-3-1	20-22
1985-86	0-3-1	0-3-0	0-6-1	16-29	2012-13	1-1-0	2-0-0	3-1-0	15-12
1986-87	1-1-1	0-3-1	1-4-2	22-28	2013-14	0-2-1	1-1-0	1-3-1	11-15
1987-88	2-2-0	0-3-0	2-5-0	24-23	2014-15	0-2-0	0-1-1	0-3-1	7-16
1988-89	2-1-0	2-2-0	4-3-0	28-25	2015-16	2-0-0	1-1-0	3-1-0	15-9
1989-90	2-2-0	1-2-0	3-4-0	24-29	2016-17	1-1-0	1-1-0	2-2-0	11-16
1990-91	0-2-1	2-2-0	2-4-1	24-26	TOTALS	63-54-24	35-92-13	98-146-37	852-1013
1991-92	3-0-1	2-0-1	5-0-2	36-19					
1992-93	3-0-1	2-1-0	5-1-1	35-19					
1993-94	1-0-1	1-1-0	2-1-1	21-13					



ST. LOUIS BLUES

WEBSITE: stlouisblues.com

Blues vs. Penguins

All-time scorer vs. Pittsburgh: Bernie Federko (41gp, 20-36-56)

All-time Pittsburgh scorer vs. St. Louis: Mario Lemieux (26gp, 25-33-58)

Longest St. Louis win streak vs. Pittsburgh: 5, Dec. 5, 1981-Oct. 4, 1983; Jan. 2, 1973-Dec. 28, 1973

Longest Pittsburgh win streak vs. St. Louis: 4, Jan. 26, 1998-Jan. 19, 2000; Feb. 3, 1972-Nov. 22, 1972

Longest St. Louis undefeated streak vs. Pittsburgh: 13, Oct. 28, 1982-Mar. 28, 1984 (12-0-1)

Longest Pittsburgh undefeated streak vs. St. Louis: 5, Nov. 1, 2008-Jan. 24, 2012 (3-0-2)

Last St. Louis win at home: Jan. 18, 2016 (5-2) (0-1-0 since last win)

Last Pittsburgh win at home: Nov. 25, 2015 (4-3 OT) (0-1-0 since last win)

Last St. Louis win at Pittsburgh: Jan. 24, 2017 (3-0) (0-0-0 since last win)

Last Pittsburgh win at St. Louis: Feb. 4, 2017 (4-1) (0-0-0 since last win)

Most goals by St. Louis vs. Pittsburgh: 9, Oct. 18, 1989 (S, 9-3); Jan. 31, 1968 (S, 9-4)

Most goals by Pittsburgh vs. St. Louis: 10, Nov. 22, 1972 (P, 10-4)

Most goals by both teams: 14, Nov. 22, 1972 (P, 10-4)

Last St. Louis shutout vs. Pittsburgh: Jan. 24, 2017 (3-0) – Carter Hutton

Last Pittsburgh shutout vs. St. Louis: Dec. 19, 1996 (4-0) – Ken Wregget

Last St. Louis hat trick vs. Pittsburgh: Oct. 18, 1989 – Brett Hull

Last Pittsburgh hat trick vs. St. Louis: Dec. 19, 1996 – Mario Lemieux

Last Pittsburgh trade with St. Louis: June 23, 2017 – Ryan Reaves and a 2017 second-round draft pick to Pittsburgh in exchange for Oskar Sundqvist and a 2017 first-round draft pick

Pittsburgh's Overtime/Shootout Record vs. St. Louis: 3-5-6

Year By Year

YEAR	PIT	ROAD	TOTAL	GF/GA	YEAR	PIT	ROAD	TOTAL	GF/GA
1967-68	2-3-0	2-3-0	4-6-0	25-33	1994-95	Did Not Play			
1968-69	2-2-0	1-2-1	3-4-1	15-16	1995-96	1-0-0	0-1-0	1-1-0	10-7
1969-70	1-1-2	0-4-0	1-5-2	11-28	1996-97	1-0-0	1-0-0	2-0-0	8-2
1970-71	0-1-2	0-2-1	0-3-3	13-16	1997-98	1-0-0	0-1-0	1-1-0	5-6
1971-72	1-2-0	2-1-0	3-3-0	17-13	1998-99	1-0-0	1-0-0	2-0-0	6-4
1972-73	2-0-0	1-2-0	3-2-0	25-20	1999-00	1-0-0	0-0-0	1-0-0	3-1
1973-74	1-1-1	1-2-0	2-3-1	19-19	2000-01	1-0-0	0-1-0	1-1-0	8-7
1974-75	1-0-1	0-1-1	1-1-2	11-13	2001-02	0-1-0	0-0-1	0-1-1	2-6
1975-76	1-1-0	1-1-0	2-2-0	17-14	2002-03	1-0-0	0-0-0	1-0-0	2-1
1976-77	2-0-0	1-1-0	3-1-0	17-13	2003-04	0-0-0	0-0-1	0-0-1	2-3
1977-78	1-0-1	1-1-0	2-1-1	13-11	2004-05	No Season			
1978-79	1-0-1	1-1-0	2-1-1	16-16	2005-06	0-0-0	0-1-0	0-1-0	0-3
1979-80	1-1-0	0-1-1	1-2-1	12-14	2006-07	0-1-0	0-0-0	0-1-0	1-4
1980-81	2-0-0	0-2-0	2-2-0	19-19	2007-08	Did Not Play			
1981-82	1-0-0	0-2-0	1-2-0	9-10	2008-09	0-0-0	1-0-0	1-0-0	6-3
1982-83	0-2-0	0-1-0	0-3-0	11-16	2009-10	1-0-0	0-0-0	1-0-0	5-1
1983-84	0-0-1	0-2-0	0-2-1	7-11	2010-11	0-0-0	0-0-1	0-0-1	0-1
1984-85	1-1-0	0-1-0	1-2-0	10-15	2011-12	0-0-1	1-0-0	1-0-1	4-5
1985-86	0-1-0	2-0-0	2-1-0	16-11	2012-13	Did Not Play			
1986-87	1-0-1	0-0-1	1-0-2	13-12	2013-14	0-1-0	0-1-0	0-2-0	1-3
1987-88	0-1-0	0-2-0	0-3-0	10-22	2014-15	0-0-1	1-0-0	1-0-1	6-5
1988-89	1-0-1	0-1-0	1-1-1	15-9	2015-16	1-0-0	0-1-0	1-1-0	6-8
1989-90	0-1-0	0-2-0	0-3-0	10-16	2016-17	0-1-0	1-0-0	1-1-0	4-4
1990-91	1-1-0	0-1-0	1-2-0	9-10	TOTALS	34-23-14	19-44-9	53-67-23	442-474
1991-92	1-0-0	0-1-0	1-1-0	5-7					
1992-93	1-0-0	0-1-0	1-1-0	12-10					
1993-94	0-0-1	0-0-1	0-0-2	6-6					



SAN JOSE SHARKS

WEBSITE: sanjoshesharks.com

Sharks vs. Penguins

All-time scorer vs. Pittsburgh: Patrick Marleau [26gp, 11-8-19]

All-time Pittsburgh scorer vs. San Jose: Mario Lemieux [14gp, 17-32-49]

Longest San Jose win streak vs. Pittsburgh: 5, Dec. 12, 2002-Oct. 28, 2008

Longest Pittsburgh win streak vs. San Jose: 5, Dec. 5, 1991-Mar. 23, 1993

Longest San Jose undefeated streak vs. Pittsburgh: 6, Jan. 15, 1999-Jan. 30, 2002 [5-0-1]

Longest Pittsburgh undefeated streak vs. San Jose: 8, Dec. 5, 1991-Nov. 10, 1995 [6-0-2]

Last San Jose win at home: Mar. 9, 2015 [2-1 SO] [0-2-0 since last win]

Last Pittsburgh win at home: Oct. 20, 2016 [3-2] [0-0-0 since last win]

Last San Jose win at Pittsburgh: Nov. 21, 2015 [3-1] [0-1-0 since last win]

Last Pittsburgh win at San Jose: Nov. 5, 2016 [5-0] [0-0-0 since last win]

Most goals by San Jose vs. Pittsburgh: 10, Jan. 13, 1996 [S, 10-8]

Most goals by Pittsburgh vs. San Jose: 10, Dec. 17, 1991 [P, 10-2]

Most goals by both teams: 18, Jan. 13, 1996 [S, 10-8]

Last San Jose shutout vs. Pittsburgh: Nov. 7, 2009 [5-0] – Evgeni Nabokov

Last Pittsburgh shutout vs. San Jose: Nov. 5, 2016 [5-0] – Matt Murray

Last San Jose hat trick vs. Pittsburgh: Jan. 13, 1996 – Ray Sheppard

Last Pittsburgh hat trick vs. San Jose: Nov. 10, 1995 – Ron Francis

Last Pittsburgh trade with San Jose: June 30, 2013 – 2013 second-round draft pick to Pittsburgh in exchange for Tyler Kennedy

Pittsburgh's Overtime/Shootout Record vs. San Jose: 2-1-6

Year By Year

YEAR	PIT	ROAD	TOTAL	GF/GA
1991-92	1-0-0	2-0-0	3-0-0	25-5
1992-93	1-0-0	1-0-0	2-0-0	16-6
1993-94	0-0-1	0-0-1	0-0-2	5-5
1994-95	Did Not Play			
1995-96	0-1-0	1-0-0	1-1-0	17-11
1996-97	1-0-0	1-0-0	2-0-0	7-1
1997-98	0-1-0	1-0-0	1-1-0	7-5
1998-99	0-0-0	0-1-0	0-1-0	2-3
1999-00	0-1-0	0-0-1	0-1-1	3-6
2000-01	0-0-0	0-1-0	0-1-0	2-3
2001-02	0-1-0	0-1-0	0-2-0	3-11
2002-03	1-0-0	0-1-0	1-1-0	6-6
2003-04	0-0-0	0-1-0	0-1-0	2-4
2004-05	No Season			
2005-06	Did Not Play			
2006-07	0-0-0	0-1-0	0-1-0	2-3
2007-08	0-0-1	0-0-0	0-0-1	1-1
2008-09	1-0-0	0-1-0	1-1-0	2-3
2009-10	0-0-0	0-1-0	0-1-0	0-5
2010-11	0-0-1	0-0-0	0-0-1	2-3
2011-12	0-0-0	0-0-1	0-0-1	3-3
2012-13	Did Not Play			
2013-14	1-0-0	0-1-0	1-1-0	8-6
2014-15	1-0-0	0-0-1	1-0-1	3-3
2015-16	0-1-0	1-0-0	1-1-0	6-4
2016-17	1-0-0	1-0-0	2-0-0	8-2
TOTALS	8-5-3	8-9-4	16-14-7	130-99



TAMPA BAY LIGHTNING

WEBSITE: tampabaylightning.com

Lightning vs. Penguins

All-time scorer vs. Pittsburgh: Vincent Lecavalier (52gp, 27-18-45) / Martin St. Louis (49gp, 15-30-45)

All-time Pittsburgh scorer vs. Tampa Bay: Evgeni Malkin (34gp, 23-24-47)

Longest Tampa Bay win streak vs. Pittsburgh: 12, Nov. 8, 2003-Feb. 27, 2007

Longest Pittsburgh win streak vs. Tampa Bay: 10, Jan. 15, 2012-Dec. 15, 2014

Longest Tampa Bay undefeated streak vs. Pittsburgh: 12, Nov. 8, 2003-Feb. 27, 2007 (12-0-0)

Longest Pittsburgh undefeated streak vs. Tampa Bay: 10, Jan. 15, 2012-Dec. 15, 2014 (10-0-0)

Last Tampa Bay win at home: Feb. 5, 2016 (6-3) [0-1-0 since last win]

Last Pittsburgh win at home: Mar. 3, 2017 (5-2) [0-0-0 since last win]

Last Tampa Bay win at Pittsburgh: Feb. 20, 2016 (4-2) [0-2-0 since last win]

Last Pittsburgh win at Tampa Bay: Dec. 10, 2016 (4-3) [0-0-0 since last win]

Most goals by Tampa Bay vs. Pittsburgh: 9, Nov. 8, 2003 (T, 9-0)

Most goals by Pittsburgh vs. Tampa Bay: 10, Nov. 1, 1995 (P, 10-0)

Most goals by both teams: 11, Nov. 6, 1999 (T, 7-4); Dec. 21, 1993 (P, 8-3)

Last Tampa Bay shutout vs. Pittsburgh: Mar. 31, 2010 (2-0) – Mike Smith

Last Pittsburgh shutout vs. Tampa Bay: Nov. 29, 2013 (3-0) – Marc-Andre Fleury

Last Tampa Bay hat trick vs. Pittsburgh: Jan. 15, 2016 – Vladislav Namestnikov

Last Pittsburgh hat trick vs. Tampa Bay: Oct. 12, 2013 – Sidney Crosby

Last Pittsburgh trade with Tampa Bay: Mar. 1, 2017 – Mark Streit to Pittsburgh in exchange for a 2018 fourth-round draft pick

Pittsburgh's Overtime/Shootout Record vs. Tampa Bay: 4-4-7

Year By Year

YEAR	PIT	ROAD	TOTAL	GF/GA
1992-93	0-0-1	1-0-0	1-0-1	8-7
1993-94	2-0-0	1-1-0	3-1-0	18-10
1994-95	1-1-0	1-0-0	2-1-0	13-10
1995-96	2-0-0	1-1-0	3-1-0	18-9
1996-97	1-1-0	0-1-1	1-2-1	18-16
1997-98	1-0-1	2-0-0	3-0-1	14-4
1998-99	2-0-0	2-1-0	4-1-0	15-10
1999-00	1-1-0	0-2-0	1-3-0	10-14
2000-01	2-0-0	0-1-1	2-1-1	9-10
2001-02	2-0-0	0-1-1	2-1-1	11-9
2002-03	1-0-1	1-1-0	2-1-1	12-12
2003-04	0-2-0	0-2-0	0-4-0	4-23
2004-05	No Season			
2005-06	0-1-1	0-2-0	0-3-1	6-12
2006-07	0-0-2	0-2-0	0-2-2	8-14
2007-08	1-1-0	2-0-0	3-1-0	10-6
2008-09	1-1-0	2-0-0	3-1-0	13-10
2009-10	1-1-0	1-1-0	2-2-0	7-7
2010-11	2-0-0	0-2-0	2-2-0	17-9
2011-12	2-0-0	1-1-0	3-1-0	19-10
2012-13	2-0-0	1-0-0	3-0-0	15-9
2013-14	1-0-0	2-0-0	3-0-0	12-7
2014-15	2-0-0	0-1-0	2-1-0	13-9
2015-16	0-1-0	0-1-1	0-2-1	9-15
2016-17	2-0-0	1-0-0	3-0-0	15-7
TOTALS	29-10-6	19-21-4	48-31-10	294-249



TORONTO MAPLE LEAFS

WEBSITE: torontomapleleafs.com

Maple Leafs vs. Penguins

All-time scorer vs. Pittsburgh: Darryl Sittler [53gp, 29-37-66]

All-time Pittsburgh scorer vs. Toronto: Mario Lemieux [33gp, 31-40-71]

Longest Toronto win streak vs. Pittsburgh: 5, Dec. 10, 2002-Feb. 16, 2004

Longest Pittsburgh win streak vs. Toronto: 7, Nov. 27, 2013-Oct. 31, 2015

Longest Toronto undefeated streak vs. Pittsburgh: 8, Jan. 13, 1968-Mar. 1, 1969 [4-0-4]

Longest Pittsburgh undefeated streak vs. Toronto: 10, Nov. 27, 2013-Dec. 17, 2016 [8-0-2]

Last Toronto win at home: Apr. 8, 2017 [5-3] [0-0-0 since last win]

Last Pittsburgh win at home: Nov. 12, 2016 [4-1] [0-0-0 since last win]

Last Toronto win at Pittsburgh: Dec. 30, 2015 [3-2 SO] [0-1-0 since last win]

Last Pittsburgh win at Toronto: Oct. 31, 2015 [4-0] [0-1-1 since last win]

Most goals by Toronto vs. Pittsburgh: 9, Jan. 7, 1980 [T, 9-5]

Most goals by Pittsburgh vs. Toronto: 12, Dec. 26, 1991 [P, 12-1]

Most goals by both teams: 15, Feb. 21, 1991 [P, 11-4]

Last Toronto shutout vs. Pittsburgh: Feb. 1, 2012 [1-0] – James Reimer

Last Pittsburgh shutout vs. Toronto: Oct. 31, 2015 [4-0] – Marc-Andre Fleury

Last Toronto hat trick vs. Pittsburgh: Mar. 5, 1980 – Darryl Sittler

Last Pittsburgh hat trick vs. Toronto: Nov. 26, 2014 – Blake Comeau

Last Pittsburgh trade with Toronto: Mar. 1, 2017 – Frank Corrado to Pittsburgh in exchange for Eric Fehr, Steve Oleksy and a 2017 fourth-round draft pick

Pittsburgh's Overtime/Shootout Record vs. Toronto: 8-7-4

Year By Year

YEAR	PIT	ROAD	TOTAL	GF/GA	YEAR	PIT	ROAD	TOTAL	GF/GA
1967-68	1-0-1	1-1-0	2-1-1	9-14	1994-95	Did Not Play			
1968-69	0-2-1	0-1-2	0-3-3	11-19	1995-96	1-0-0	0-1-0	1-1-0	9-7
1969-70	1-0-2	1-2-0	2-2-2	14-19	1996-97	1-0-0	1-0-0	2-0-0	12-8
1970-71	2-1-0	0-2-1	2-3-1	18-18	1997-98	1-0-0	1-0-0	2-0-0	8-1
1971-72	1-2-0	1-2-0	2-4-0	13-14	1998-99	1-1-0	1-1-0	2-2-0	13-13
1972-73	2-1-0	0-1-1	2-2-1	18-17	1999-00	2-0-0	1-0-1	3-0-1	14-8
1973-74	0-2-0	1-1-1	1-3-1	13-20	2000-01	1-1-0	0-1-0	1-2-0	10-12
1974-75	2-0-0	2-1-0	4-1-0	31-21	2001-02	1-1-0	1-1-0	2-2-0	6-10
1975-76	3-0-0	1-1-0	4-1-0	32-18	2002-03	0-2-0	1-1-0	1-3-0	9-18
1976-77	1-1-0	1-0-2	2-1-2	19-16	2003-04	0-2-0	1-1-0	1-3-0	9-19
1977-78	1-2-0	2-0-0	3-2-0	17-22	2004-05	No Season			
1978-79	1-1-0	0-2-0	1-3-0	10-19	2005-06	0-1-1	0-1-1	0-2-2	7-12
1979-80	1-1-0	1-1-0	2-2-0	18-20	2006-07	2-0-0	1-0-1	3-0-1	22-13
1980-81	1-1-0	0-1-1	1-2-1	15-16	2007-08	1-1-0	1-1-0	2-2-0	16-15
1981-82	0-1-1	0-0-1	0-1-2	10-12	2008-09	1-1-0	0-2-0	1-3-0	13-19
1982-83	1-0-0	0-2-0	1-2-0	8-15	2009-10	1-1-0	2-0-0	3-1-0	16-11
1983-84	1-1-0	0-0-1	1-1-1	8-7	2010-11	1-1-0	1-0-1	2-1-1	15-14
1984-85	0-1-0	2-0-0	2-1-0	12-9	2011-12	2-0-0	0-2-0	2-2-0	10-11
1985-86	2-0-0	1-0-0	3-0-0	18-9	2012-13	0-1-0	2-0-0	2-1-0	9-10
1986-87	1-0-0	0-2-0	1-2-0	12-13	2013-14	2-0-0	0-1-0	2-1-0	9-10
1987-88	1-1-0	1-0-0	2-1-0	9-9	2014-15	1-0-0	2-0-0	3-0-0	11-6
1988-89	1-0-0	1-1-0	2-1-0	16-10	2015-16	1-0-1	1-0-0	2-0-1	8-3
1989-90	1-1-0	0-1-0	1-2-0	17-21	2016-17	1-0-0	0-1-1	1-1-1	8-8
1990-91	1-0-0	1-1-0	2-1-0	20-15	TOTALS	49-33-8	34-39-16	83-72-24	635-624
1991-92	2-0-0	0-1-0	2-1-0	22-8					
1992-93	0-0-1	0-1-0	0-1-1	5-7					
1993-94	0-1-0	0-0-1	0-1-1	6-8					



VANCOUVER CANUCKS

WEBSITE: vancouvercanucks.com

Canucks vs. Penguins

All-time scorer vs. Pittsburgh: Don Lever (33gp, 17-17-34)

All-time Pittsburgh scorer vs. Vancouver: Mario Lemieux (28gp, 26-35-61)

Longest Vancouver win streak vs. Pittsburgh: 5, Nov. 21, 2001-Jan. 16, 2006

Longest Pittsburgh win streak vs. Vancouver: 9, Mar. 5, 1991-Feb. 27, 1996

Longest Vancouver undefeated streak vs. Pittsburgh: 8, Nov. 21, 2001-Jan. 16, 2010 (7-0-1)

Longest Pittsburgh undefeated streak vs. Vancouver: 9, Mar. 5, 1991-Feb. 27, 1996 (9-0-0)

Last Vancouver win at home: Feb. 7, 2015 (5-0) [0-2-0 since last win]

Last Pittsburgh win at home: Feb. 14, 2017 (4-0) [0-0-0 since last win]

Last Vancouver win at Pittsburgh: Dec. 4, 2014 (3-0) [0-2-0 since last win]

Last Pittsburgh win at Vancouver: Mar. 11, 2017 (3-0) [0-0-0 since last win]

Most goals by Vancouver vs. Pittsburgh: 10, Dec. 19, 1980 (V, 10-4)

Most goals by Pittsburgh vs. Vancouver: 9, Feb. 15, 1986 (P, 9-4); Mar. 13, 1979 (P, 9-3); Oct. 6, 1976 (P, 9-5)

Most goals by both teams: 14, Feb. 29, 1985 (V, 9-5); Dec. 19, 1980 (V, 10-4); Oct. 6, 1976 (P, 9-5); Mar. 16, 1974 (P, 8-6)

Last Vancouver shutout vs. Pittsburgh: Feb. 7, 2015 (5-0) – Ryan Miller

Last Pittsburgh shutout vs. Vancouver: Mar. 11, 2017 (3-0) – Matt Murray

Last Vancouver hat trick vs. Pittsburgh: Jan. 23, 2016 – Jannik Hanson

Last Pittsburgh hat trick vs. Vancouver: Jan. 23, 2016 – Evgeni Malkin

Last Pittsburgh trade with Vancouver: July 28, 2015 – Nick Bonino, Adam Clendening and a 2016 second-round draft pick to Pittsburgh in exchange for Brandon Sutter and a 2016 third-round draft pick

Pittsburgh's Overtime/Shootout Record vs. Vancouver: 7-1-4

Year By Year

YEAR	PIT	ROAD	TOTAL	GF/GA	YEAR	PIT	ROAD	TOTAL	GF/GA
1970-71	3-0-0	1-1-1	4-1-1	24-15	1997-98	1-0-0	1-0-0	2-0-0	10-8
1971-72	2-1-0	2-1-0	4-2-0	21-20	1998-99	1-0-0	0-0-1	1-0-1	8-7
1972-73	2-1-0	1-1-0	3-2-0	18-14	1999-00	1-0-0	0-0-0	1-0-0	3-0
1973-74	2-0-0	2-1-0	4-1-0	27-16	2000-01	0-0-0	1-0-0	1-0-0	4-2
1974-75	2-0-0	1-1-0	3-1-0	18-15	2001-02	0-1-0	0-1-0	0-2-0	3-9
1975-76	1-0-1	1-1-0	2-1-1	16-15	2002-03	0-1-0	0-0-0	0-1-0	2-3
1976-77	1-0-1	1-1-0	2-1-1	16-10	2003-04	0-0-0	0-0-1	0-0-1	3-4
1977-78	1-1-0	0-1-1	1-2-1	16-16	2004-05	No Season			
1978-79	1-1-0	2-0-0	3-1-0	24-16	2005-06	0-1-0	0-0-0	0-1-0	2-4
1979-80	1-0-1	1-1-0	2-1-1	13-12	2006-07	Did Not Play			
1980-81	0-1-1	0-2-0	0-3-1	13-23	2007-08	0-0-0	1-0-0	1-0-0	1-1
1981-82	1-0-0	1-0-1	2-0-1	13-10	2008-09	0-1-0	0-0-0	0-1-0	1-3
1982-83	1-1-0	0-1-0	1-2-0	10-17	2009-10	0-0-0	0-1-0	0-1-0	2-6
1983-84	0-1-0	1-1-0	1-2-0	12-14	2010-11	1-0-0	0-0-0	1-0-0	3-1
1984-85	2-0-0	0-1-0	2-1-0	17-14	2011-12	0-0-0	1-0-0	1-0-0	3-3
1985-86	1-0-0	1-1-0	2-1-0	18-11	2012-13	Did Not Play			
1986-87	0-0-2	1-0-0	1-0-2	11-5	2013-14	1-0-0	1-0-0	2-0-0	7-7
1987-88	1-0-0	0-2-0	1-2-0	10-14	2014-15	0-1-0	0-1-0	0-2-0	0-8
1988-89	1-1-0	1-0-0	2-1-0	14-12	2015-16	1-0-0	1-0-0	2-0-0	8-6
1989-90	1-0-0	0-2-0	1-2-0	10-13	2016-17	1-0-0	1-0-0	2-0-0	7-0
1990-91	1-0-1	0-1-0	1-1-1	9-7	TOTALS	37-13-7	28-24-5	65-37-12	448-390
1991-92	1-0-0	1-0-0	2-0-0	11-6					
1992-93	1-0-0	1-0-0	2-0-0	10-3					
1993-94	1-0-0	1-0-0	2-0-0	8-5					
1994-95	Did Not Play								
1995-96	1-0-0	1-0-0	2-0-0	15-9					
1996-97	1-0-0	0-1-0	1-1-0	7-6					



WASHINGTON CAPITALS

WEBSITE: washingtoncapitals.com

Capitals vs. Penguins

All-time scorer vs. Pittsburgh: Mike Gartner (60gp, 39-36-75)

All-time Pittsburgh scorer vs. Washington: Mario Lemieux (61gp, 51-50-101)

Longest Washington win streak vs. Pittsburgh: 9, Dec. 2, 1984-Nov. 20, 1985

Longest Pittsburgh win streak vs. Washington: 8, Jan. 22, 2012-Mar. 11, 2014

Longest Washington undefeated streak vs. Pittsburgh: 16, Oct. 25, 1983-Nov. 20, 1985 [15-0-1]

Longest Pittsburgh undefeated streak vs. Washington: 8; Jan. 22, 2012-Mar. 11, 2014 [8-0-0]; Dec. 11, 2006-Mar. 9, 2008 [7-0-1]; Nov. 28, 1992-Nov. 26, 1993 [6-0-2]

Last Washington win at home: Jan. 11, 2017 [5-2] [0-0-0 since last win]

Last Pittsburgh win at home: Jan. 16, 2017 [8-7 OT] [0-0-0 since last win]

Last Washington win at Pittsburgh: Dec. 14, 2015 [4-1] [0-1-2 since last win]

Last Pittsburgh win at Washington: Apr. 7, 2016 [4-3 OT] [0-2-0 since last win]

Most goals by Washington vs. Pittsburgh: 9, Mar. 1, 1984 [W, 9-1]; Dec. 2, 1984 [W, 9-1]

Most goals by Pittsburgh vs. Washington: 12, Mar. 15, 1975 [P, 12-1]

Most goals by both teams: 15, Jan. 16, 2017 [P, 8-7 OT]; Oct. 11, 1988 [P, 8-7]

Last Washington shutout vs. Pittsburgh: Jan. 28, 2015 [4-0] - Braden Holtby

Last Pittsburgh shutout vs. Washington: Mar. 11, 2014 [2-0] - Marc-Andre Fleury

Last Washington hat trick vs. Pittsburgh: Feb. 7, 2010 - Alex Ovechkin

Last Pittsburgh hat trick vs. Washington: Jan. 16, 2017 - Evgeni Malkin

Last Pittsburgh trade with Washington: June 4, 2012 - Tomas Vokoun to Pittsburgh in exchange for a 2012 seventh-round draft pick

Pittsburgh's Overtime/Shootout Record vs. Washington: 14-5-11

Year By Year

YEAR	PIT	ROAD	TOTAL	GF/GA	YEAR	PIT	ROAD	TOTAL	GF/GA
1974-75	3-0-0	2-1-0	5-1-0	36-13	2001-02	2-0-0	0-0-2	2-0-2	16-11
1975-76	2-1-0	2-0-1	4-1-1	36-23	2002-03	1-1-0	0-2-0	1-3-0	8-13
1976-77	1-2-0	0-2-1	1-4-1	16-22	2003-04	2-0-0	0-2-0	2-2-0	13-12
1977-78	0-2-1	1-2-0	1-4-1	15-20	2004-05	No Season			
1978-79	2-1-1	2-2-0	4-3-1	32-28	2005-06	2-0-0	1-1-0	3-1-0	22-14
1979-80	2-0-0	1-1-0	3-1-0	16-10	2006-07	2-0-0	2-0-0	4-0-0	13-9
1980-81	0-1-1	2-0-0	2-1-1	18-14	2007-08	1-0-1	2-0-0	3-0-1	15-11
1981-82	2-1-1	3-1-0	5-2-1	40-33	2008-09	0-2-0	1-1-0	1-3-0	11-18
1982-83	1-2-0	0-3-1	1-5-1	23-36	2009-10	0-2-0	0-0-2	0-2-2	13-20
1983-84	0-4-0	1-2-0	1-6-0	12-28	2010-11	0-2-0	1-1-0	1-3-0	3-9
1984-85	0-2-1	0-4-0	0-6-1	20-44	2011-12	1-0-1	1-1-0	2-1-1	8-8
1985-86	1-3-0	0-3-0	1-6-0	22-27	2012-13	2-0-0	1-0-0	3-0-0	13-6
1986-87	3-0-0	1-3-0	4-3-0	30-26	2013-14	2-0-0	2-0-0	4-0-0	13-5
1987-88	3-0-1	2-1-0	5-1-1	32-23	2014-15	0-2-0	1-1-0	1-3-0	5-13
1988-89	2-1-0	2-2-0	4-3-0	31-35	2015-16	1-1-0	2-1-0	3-2-0	16-13
1989-90	3-1-0	2-1-0	5-2-0	34-28	2016-17	2-0-0	0-2-0	2-2-0	13-21
1990-91	2-1-0	2-1-1	4-2-1	29-26	TOTALS	60-38-9	46-52-12	106-90-21	779-766
1991-92	1-2-0	1-3-0	2-5-0	21-35					
1992-93	3-0-0	2-1-1	5-1-1	32-22					
1993-94	1-1-0	0-1-1	1-2-1	14-18					
1994-95	1-1-0	1-1-0	2-2-0	10-11					
1995-96	2-0-0	1-1-0	3-1-0	12-8					
1996-97	2-0-0	1-1-0	3-1-0	14-11					
1997-98	0-1-1	1-0-1	1-1-2	9-9					
1998-99	2-0-0	0-2-0	2-2-0	17-12					
1999-00	2-0-0	1-0-1	3-0-1	12-8					
2000-01	1-1-0	1-1-0	2-2-0	14-13					



WINNIPEG JETS

WEBSITE: winnipegjets.com | Franchise played as Atlanta Thrashers from 1999-00 to 2010-11

Jets vs. Penguins

All-time scorer vs. Pittsburgh: Ilya Kovalchuk (28gp, 18-15-33)

All-time Pittsburgh scorer vs. Winnipeg: Sidney Crosby (32gp, 16-35-51)

Longest Winnipeg win streak vs. Pittsburgh: 3, Nov. 9, 2005-Jan. 7, 2006

Longest Pittsburgh win streak vs. Winnipeg: 14, Jan. 27, 2000-Nov. 22, 2002

Longest Winnipeg undefeated streak vs. Pittsburgh: 6, Nov. 9, 2005-Dec. 27, 2006 (5-0-1)

Longest Pittsburgh undefeated streak vs. Winnipeg: 14, Jan. 31, 2000-Nov. 22, 2002 (14-0-0)

Last Winnipeg win at home: Dec. 27, 2015 (1-0) (0-1-0 since last win)

Last Pittsburgh win at home: Feb. 16, 2017 (4-3 OT) (0-0-0 since last win)

Last Winnipeg win at Pittsburgh: Dec. 27, 2006 (4-2) (0-13-3 since last win)

Last Pittsburgh win at Winnipeg: Mar. 8, 2017 (7-4) (0-0-0 since last win)

Most goals by Winnipeg vs. Pittsburgh: 7, Dec. 20, 2003 (A, 7-4)

Most goals by Pittsburgh vs. Winnipeg: 8, Mar. 20, 2012 (P, 8-4); Feb. 11, 2012 (P, 8-5)

Most goals by both teams: 13, Feb. 11, 2012 (P, 8-5)

Last Winnipeg shutout vs. Pittsburgh: Dec. 27, 2015 (1-0) – Connor Hellebuyck

Last Pittsburgh shutout vs. Winnipeg: Mar. 28, 2013 (4-0) – Tomas Vokoun

Last Winnipeg hat trick vs. Pittsburgh: Jan. 6, 2006 – Ilya Kovalchuk

Last Pittsburgh hat trick vs. Winnipeg: Mar. 8, 2017 – Nick Bonino

Last Pittsburgh trade with Winnipeg: Feb. 13, 2013 – 2013 seventh-round draft pick to Pittsburgh in exchange for Eric Tangradi

Pittsburgh's Overtime/Shootout Record vs. Winnipeg: 7-1-2

Year By Year

YEAR	PIT	ROAD	TOTAL	GF/GA
1999-00	2-0-0	2-0-0	4-0-0	16-7
2000-01	2-0-0	2-0-0	4-0-0	19-8
2001-02	2-0-0	2-0-0	4-0-0	17-9
2002-03	1-0-1	2-0-0	3-0-1	12-7
2003-04	1-1-0	1-1-0	2-2-0	14-18
2004-05	No Season			
2005-06	1-1-0	0-2-0	1-3-0	14-20
2006-07	1-1-0	1-0-1	2-1-1	11-11
2007-08	2-0-0	0-1-1	2-1-1	10-8
2008-09	2-0-0	2-0-0	4-0-0	18-8
2009-10	2-0-0	1-1-0	3-1-0	12-8
2010-11	2-0-0	2-0-0	4-0-0	18-9
2011-12	2-0-0	1-1-0	3-1-0	21-12
2012-13	1-0-0	1-1-0	2-1-0	9-5
2013-14	1-0-0	1-0-0	2-0-0	10-7
2014-15	1-0-0	1-0-0	2-0-0	8-6
2015-16	1-0-0	0-1-0	1-1-0	4-2
2016-17	1-0-0	1-0-0	2-0-0	11-7
TOTALS	25-3-1	20-8-2	45-11-3	224-152

HISTORY





All-Time Team

Mario Lemieux - 66




Center, 1984-97, 2000-06

Arguably the greatest player in NHL history ... Won six NHL scoring titles, three league MVP awards, two Conn Smythe Trophies as playoff MVP and captained two Stanley Cup champions as a player ... All-time team leader in goals (690), assists (1,033), points (1,723), power-play goals (236), shorthanded goals (49), shots (3,633), overtime goals (11) and

games played (915) ... Set club single-season records of 85 goals, 114 assists, 199 points and 31 power-play goals in 1988-89 ... Scored at least 160 points four times and at least 69 goals four times ... Only player in NHL history to score a goal five different ways in the same game – even strength, power play, shorthanded, penalty shot and empty net (Dec. 31, 1988 vs. New Jersey) ... Recorded 40 career hat tricks, including nine in 1988-89 season alone ... Scored five goals in a game three times and eight points twice ... Set team playoff records with five goals, eight points vs. Philadelphia on April 25, 1989 ... Three-time MVP of NHL All-Star Game ... Led ownership group that bought team out of bankruptcy in September, 1999 and has won three Stanley Cups as an owner (2009; 2016-17).

Ron Francis - 10



Center, 1991-98

Outstanding two-way center helped Penguins to back-to-back Cups ... Ranks fifth on all-time team list in assists (449) and sixth in points (613) ... Scored at least 90 points in a season four times and at least 100 points twice ... Scored career-high 119 points in 1995-96 (27G-92A) ... Only Penguins player other than Mario Lemieux to record more

than 90 assists in a season ... Won NHL's Selke Trophy as best defensive forward in 1995 and won Lady Byng Trophy for sportsmanship in 1995 and '98 ... Team captain in 1994-95 and 1997-98.

Jaromir Jagr - 68



Right Wing, 1990-2001

Won five NHL scoring titles and one league MVP award as a member of the Penguins ... Was named First-Team NHL All-Star six times ... Ranks second on all-time Penguins lists in goals (439), points (1,079) and games played (806), third in assists (640), and fourth in power-play goals (110) ... All-time team leader in game-winning goals (78) ... Only Penguins

player other than Mario Lemieux to score more than 60 goals in a season (62 in 1995-96) ... Recorded career-high 149 points (62G-87A) in 1995-96 ... Member of 1991 and 1992 Cup champions.


Rick Kehoe - 17



Right Wing, 1974-85

Ranks fifth on all-time team list in points (636) and games played (722) and sixth in goals (312) ... His 55 goals in 1980-81 set a new team record at the time and stood until Mario Lemieux broke it in 1987-88 ... Won NHL's Lady Byng Trophy for sportsmanship in 1981 ... Later served as scout, assistant coach and head coach.


Kevin Stevens - 25



Left Wing, 1987-95, 2001

Dominating power forward topped 40 goals four times and 50 goals twice ... Ranks seventh all-time in goals (260), eighth in points (555) and 10th in assists (295) ... Key member of back-to-back Cup champs in 1991 and '92, and set team record with 17 playoff goals in 1991 ... Set club records for points by a left wing with 123 in 1991-92 and goals by a

left wing with 55 in 1992-93 ... Had 106 points in 103 playoff games.

Jean Pronovost - 19**Right Wing, 1968-78**

Patrolled right side of the “Century Line” with Syl Apps and Lowell MacDonald ... Fifth on all-time Penguins list in goals (316), fourth in games played (753), and seventh all-time in points (603) ... Became first Penguin to score 50 goals in a season March 24, 1976 vs. Boston, recording 52 goals, 104 points in 1975-76 ... Scored at least 40 goals in four

different seasons with Penguins ... Led team in scoring in back-to-back seasons from 1976-78.

Paul Coffey - 77**Defense, 1987-92**


Blazing skater who set single-season club records for defensemen with 30 goals, 83 assists and 113 points in 1988-89 ... Only defenseman in team history to score 100 points, and did it twice ... Quarterbacked power play for Penguins' first Cup championship team in 1991 ... Ranks seventh all-time in assists (332), 11th all-time in points

(440) despite playing only five seasons in Pittsburgh ... Averaged well over a point a game with 440 points in 331 games.

Larry Murphy - 55**Defense, 1990-95**

Cerebral defenseman played key role on back-to-back Stanley Cup champions in 1991 and '92 ... Rang up 22 goals, 85 points during dominating 1992-93 season, when he was named NHL Second-Team All-Star ... Notched 38 points in 48 games in 1994-95 and again was named NHL Second-Team All-Star ... Career totals of 78 goals, 223 assists, 301

points in 336 games as a Penguin.

Ulf Samuelsson - 5**Defense, 1991-95**


Nasty defenseman who anchored blue line for back-to-back Stanley Cup champions in 1991 and '92 ... Had legendary playoff battles with Boston's Cam Neely ... Impact can't be determined by statistics, but he contributed 11 goals, 83 assists, 94 points in 277 games – with 804 penalty minutes ... Scored Cup-winning goal in Game 6 of 1991 Final at

Minnesota.

Tom Barrasso - 35**Goaltender, 1988-00**

Backstopped Penguins to Stanley Cups in 1991 and '92 ... Second all-time in wins (226), shutouts (22) and games played (460) ... Recorded 8-0 shutout over Minnesota in clinching game of 1991 Cup Final ... Posted 43-14-5 record with a 3.01 goals-against average in 1992-93 to help team win its first Presidents' Trophy with best regular-season

record ... Career record of 226-153-53 with 3.27 GAA.

Syl Apps - 26**Center, 1970-77**

Member of the “Century Line” with Jean Pronovost and Lowell MacDonald ... Led team in scoring for three straight seasons from 1971-74 ... Scored career-high 99 points in 1975-76 (32G-67A) ... Named MVP of 1975 NHL All-Star Game ... Ranks sixth on all-time Penguins list in assists (349), ninth in points (500).

Joe Mullen - 7**Right Wing, 1990-95, 1996-97**

Won two Stanley Cups as a Penguin and ranked third in scoring on 1992 Cup team with 42 goals, 87 points ... Amazing feat: Scored four goals in back-to-back games in 1991-92 ... Recorded 33 goals in 1992-93, 38 in 1993-94 ... Became first U.S.-born player to score 500th NHL goal March 14, 1997 vs. Colorado (Patrick Roy) ... Later served as


assistant coach.

Dave Burrows - 4**Defense, 1971-78, 1980-82**

One of the most dependable defensive defensemen in club history and a mainstay of the 1970s Penguins ... Fourth all-time in games played among Penguins defensemen (573) ... Represented Penguins in the 1974 and 1976 NHL All-Star Games ... Posted career numbers of 24 goals, 108 assists, 132 points.

MARK RECCHI - 8/18**Right Wing, 1988-92, 2005-07**

Helped Penguins win franchise's first Stanley Cup in 1991, ranking second on team with 24 assists and 34 points during playoffs ... Led team with 40 goals and 113 points during '91 regular season ... Had three tours of duty with the team ... Posted career numbers of 154 goals, 231 assists and 385 points ... Contributed to two Stanley Cups as a Penguins executive (2016-17).

Les Binkley - 30**Goaltender, 1967-72**

Original Penguin ... Posted 20 wins and 2.88 GAA in team's first season, 1967-68 ... Also recorded six shutouts, a single-season record that stood for 30 years until Tom Barrasso broke it in 1997-98 ... Reached double figures in wins in first four seasons with expansion team ... Played 196 career games with 3.12 GAA.

Pierre Larouche - 10**Center, 1974-77**

"Lucky Pierre" became first player in Penguins history to record 100 points in a season March 24, 1976 vs. Boston ... Set team records at the time with 53 goals, 111 points in 1975-76 ... That followed rookie season when he notched 31 goals, 68 points ... Averaged more than a point a game in parts of four seasons (253 points in 240 games)

and recorded four hat tricks.

ALL-TIME TEAM BUILDERS

Jack Riley

Craig Patrick

"Badger" Bob Johnson

Ed Johnston

Scotty Bowman

Herb Brooks

Ed DeBartolo Sr.

Mike Lange

Vince Lascheid

John Barbero

AT Caggiano

Frank Sciuilli

Elaine Heufelder

Charles "Chip" Burke



All-Time Team

HONORABLE MENTIONS

Randy Carlyle - 25




Defense, 1978-84

Won Norris Trophy as NHL's top defenseman in 1980-81 and remains the only Penguin ever to win the Norris ... Had 16 goals, 67 assists for 83 points in trophy-winning season ... Reached double figures in goals for three straight seasons from 1980-83 ... Team captain 1981-84 ... Pittsburgh career totals of 66 goals, 257 assists, 323

points in 397 games.

Ron Stackhouse - 3




Defense, 1973-82

Underrated and sometimes underappreciated defenseman ... Scored career-high 71 points with 11 goals, 60 assists in 1975-76 ... Set a team record for defensemen with 15 goals in 1974-75 (since broken) ... Still shares team record with six assists in a game and four in a period vs. Philadelphia, March 8, 1975 ... Holds team

record with 14 shots vs. Washington, April 3, 1976 ... Ranks ninth all-time in shots with 1,342.


Rick Tocchet - 22/92



Right Wing, 1992-94

Power forward acquired during 1991-92 season helped team to win its second Cup ... Had 15 goals, 37 points in 32 playoff games over three seasons ... Rang up 48 goals, 61 assists, 109 points in 1992-93 as part of dominating line with Mario Lemieux and Kevin Stevens ... Line had 172 goals, 380 points that season ... Added two Stanley Cups as a Pens assistant coach (2016-17).


Lowell MacDonald - 18



Left Wing, 1970-78

Member of the "Century Line" with Syl Apps and Jean Pronovost ... Had career-high 43 goals, 82 points in 1973-74 ... Topped 30-goal mark three times ... Scored 134 goals in four seasons from 1972-76 ... Won NHL's Masterton Trophy for dedication and perseverance in 1973 ... Career totals of 140 goals, 166 assists, 306 points in 328 games.

Martin Straka - 82



Center/Left Wing, 1992-95, 1997-03

Ranks 10th on all-time team list in goals (165) and 10th in points (442) ... Set career highs with 35 goals in 1998-99 and 68 assists, 95 points in 2000-01 ... Tied team record with two fastest goals by the same player (seven seconds) vs. Edmonton, Feb. 11, 2000.

OPENERS

Home (26-14-9)

Oct. 13, 2016	vs. Washington	3-2	W**
Oct. 13, 2015	vs. Montreal	2-3	L
Oct. 9, 2014	vs. Anaheim	6-4	W
Oct. 3, 2013	vs. New Jersey	3-0	W
Jan. 23, 2013	vs. Toronto	2-5	L
Oct. 11, 2011	vs. Florida	4-2	W
Oct. 7, 2010	vs. Philadelphia	2-3	L
Oct. 2, 2009	vs. NY Rangers	3-2	W
Oct. 11, 2008	vs. New Jersey	1-2	L*
Oct. 6, 2007	vs. Anaheim	5-4	W
Oct. 5, 2006	vs. Philadelphia	4-0	W
Oct. 8, 2005	vs. Boston	6-7	L*
Oct. 10, 2003	vs. Los Angeles	0-3	L
Oct. 10, 2002	vs. Toronto	0-6	L
Oct. 10, 2001	vs. Colorado	1-3	L
Oct. 13, 2000	vs. Tampa Bay	3-2	W
Oct. 8, 1999	vs. Colorado	3-3	T*
Oct. 17, 1998	vs. NY Rangers	3-3	T*
Oct. 1, 1997	vs. Los Angeles	3-3	T*
Oct. 5, 1996	vs. Tampa Bay	3-4	L*
Oct. 7, 1995	vs. Toronto	8-3	W
Jan. 27, 1995	vs. Ottawa	5-4	W
Oct. 7, 1993	vs. Montreal	2-1	W*
Oct. 6, 1992	vs. Philadelphia	3-3	T*
Oct. 6, 1991	vs. Philadelphia	2-2	T*
Oct. 7, 1990	vs. New Jersey	7-4	W
Oct. 10, 1989	vs. Winnipeg	5-1	W
Oct. 11, 1988	vs. Washington	8-7	W
Oct. 13, 1987	vs. Buffalo	8-3	W
Oct. 9, 1986	vs. Washington	5-4	W
Oct. 10, 1985	vs. Montreal	3-5	L
Oct. 17, 1984	vs. Vancouver	4-3	W
Oct. 8, 1983	vs. NY Rangers	1-6	L
Oct. 9, 1982	vs. NY Rangers	3-5	L
Oct. 10, 1981	vs. Quebec	2-1	W
Oct. 11, 1980	vs. Winnipeg	5-4	W
Oct. 10, 1979	vs. Winnipeg	4-2	W

Road (21-20-8)

Oct. 18, 2016	at Montreal	0-4	L
Oct. 8, 2015	at Dallas	0-3	L
Oct. 11, 2014	at Toronto	5-2	W
Oct. 11, 2013	at Florida	3-6	L
Jan. 19, 2013	at Philadelphia	3-1	W
Oct. 6, 2011	at Vancouver	4-3	W**
Oct. 11, 2010	at New Jersey	3-1	W
Oct. 3, 2009	at NY Islanders	4-3	W**
Oct. 20, 2008	at Boston	2-1	W**
Oct. 5, 2007	at Carolina	1-4	L
Oct. 12, 2006	at NY Rangers	6-5	W
Oct. 5, 2005	at New Jersey	1-5	L
Oct. 11, 2003	at Philadelphia	3-3	T*
Oct. 14, 2002	at Toronto	5-4	W
Oct. 14, 2001	at Buffalo	1-4	L
Oct. 19, 2000	at Ottawa	3-3	T*
Oct. 1, 1999	at Dallas	4-6	L
Oct. 10, 1998	at NY Islanders	4-3	W
Oct. 3, 1997	at Carolina	4-3	W
Oct. 8, 1996	at Hartford	3-7	L
Oct. 9, 1995	at Colorado	6-6	T*
Jan. 20, 1995	at Tampa Bay	5-3	W
Oct. 5, 1993	at Philadelphia	3-4	L
Oct. 10, 1992	at Montreal	3-3	T*
Oct. 4, 1991	at Buffalo	5-4	W
Oct. 5, 1990	at Washington	7-4	W
Oct. 5, 1989	at Boston	4-5	L
Oct. 7, 1988	at Washington	6-4	W
Oct. 8, 1987	at NY Rangers	4-4	T*
Oct. 12, 1986	at Chicago	4-1	W
Oct. 16, 1985	at Chicago	5-5	T*
Oct. 11, 1984	at Boston	3-4	L
Oct. 4, 1983	at St. Louis	3-5	L
Oct. 5, 1982	at New Jersey	3-3	T
Oct. 6, 1981	at St. Louis	2-6	L
Oct. 9, 1980	at Philadelphia	4-7	L
Oct. 14, 1979	at Boston	4-1	W

Season Openers in **Bold****RECORD IN SEASON OPENERS (23-20-6)**

* = overtime

** = shootout

2000 Season Opener played against Nashville in Japan (3-1 loss)

2008 Season Opener played against Ottawa in Sweden (4-3 OT win)

Home (26-14-9)

Oct. 11, 1978	vs. Toronto	2-3	L
Oct. 12, 1977	vs. St. Louis	4-2	W
Oct. 6, 1976	vs. Vancouver	9-5	W
Oct. 11, 1975	vs. Washington	7-5	W
Oct. 12, 1974	vs. Detroit	7-2	W
Oct. 13, 1973	vs. NY Rangers	2-8	L
Oct. 7, 1972	vs. Los Angeles	4-2	W
Oct. 9, 1971	vs. Philadelphia	3-2	W
Oct. 10, 1970	vs. Buffalo	1-2	L
Oct. 11, 1969	vs. California	2-2	T
Oct. 12, 1968	vs. Montreal	1-1	T
Oct. 11, 1967	vs. Montreal	1-2	L

Road (21-20-8)

Oct. 12, 1978	at Boston	2-8	L
Oct. 14, 1977	at Washington	1-2	L
Oct. 7, 1976	at Montreal	1-10	L
Oct. 7, 1975	at Washington	4-2	W
Oct. 9, 1974	at Minnesota	4-2	W
Oct. 12, 1973	at Atlanta	4-3	W
Oct. 11, 1972	at St. Louis	5-2	W
Oct. 10, 1971	at Buffalo	1-2	L
Oct. 15, 1970	at Minnesota	2-4	L
Oct. 19, 1969	at Boston	0-4	L
Oct. 16, 1968	at Toronto	2-2	T
Oct. 13, 1967	at St. Louis	3-1	W

Season Openers in **Bold****RECORD IN SEASON OPENERS (23-20-6)**

*= overtime

**=shootout

2000 Season Opener played against Nashville in Japan (3-1 loss)

2008 Season Opener played against Ottawa in Sweden (4-3 OT win)

SEASON RECORDS

Overall

SEASON	GP	W	L	T	OT	OTL	PTS	GF	GA	FINISHED
1967-68	74	27	34	13	--	--	67	195	216	5th, West
1968-69	76	20	45	11	--	--	51	189	252	5th, West
1969-70	76	26	38	12	--	--	64	182	238	2nd, West
1970-71	78	21	37	20	--	--	62	221	240	6th, West
1971-72	78	26	38	14	--	--	66	220	258	4th, West
1972-73	78	32	37	9	--	--	73	257	265	5th, West
1973-74	78	28	41	9	--	--	65	242	273	5th, West
1974-75	80	37	28	15	--	--	89	326	289	3rd, Norris
1975-76	80	35	33	12	--	--	82	339	303	3rd, Norris
1976-77	80	34	33	13	--	--	81	240	252	3rd, Norris
1977-78	80	25	37	18	--	--	68	254	321	4th, Norris
1978-79	80	36	31	13	--	--	85	281	279	2nd, Norris
1979-80	80	30	37	13	--	--	73	251	303	3rd, Norris
1980-81	80	30	37	13	--	--	73	302	345	3rd, Norris
1981-82	80	31	36	13	--	--	75	310	337	4th, Patrick
1982-83	80	18	53	9	--	--	45	257	394	6th, Patrick
1983-84	80	16	58	6	--	--	38	254	390	6th, Patrick
1984-85	80	24	51	5	--	--	53	276	385	6th, Patrick
1985-86	80	34	38	8	--	--	76	313	305	5th, Patrick
1986-87	80	30	38	12	--	--	72	297	290	5th, Patrick
1987-88	80	36	35	9	--	--	81	319	316	6th, Patrick
1988-89	80	40	33	7	--	--	87	347	349	2nd, Patrick
1989-90	80	32	40	8	--	--	72	318	359	5th, Patrick
1990-91	80	41	33	6	--	--	88	342	305	1st, Patrick
1991-92	80	39	32	9	--	--	87	343	308	3rd, Patrick
1992-93	84	56	21	7	--	--	119	367	268	1st, Patrick
1993-94	84	44	27	13	--	--	101	299	285	1st, Northeast
1994-95	48	29	16	3	--	--	61	181	158	2nd, Northeast
1995-96	82	49	29	4	--	--	102	362	284	1st, Northeast
1996-97	82	38	36	8	--	--	84	285	280	2nd, Northeast

Overall

SEASON	GP	W	L	T	OT	OTL	PTS	GF	GA	FINISHED
1997-98	82	40	24	18	--	--	98	228	188	1st, Northeast
1998-99	82	38	30	14	--	--	90	242	225	3rd, Atlantic
1999-00	82	37	31	8	6	--	88	241	236	3rd, Atlantic
2000-01	82	42	28	9	3	--	96	281	256	3rd, Atlantic
2001-02	82	28	41	8	5	--	69	198	249	5th, Atlantic
2002-03	82	27	44	6	5	--	65	189	255	5th, Atlantic
2003-04	82	23	47	8	4	--	58	190	303	5th, Atlantic
2005-06	82	22	46	--	--	14	58	243	310	5th, Atlantic
2006-07	82	47	24	--	--	11	105	267	240	2nd, Atlantic
2007-08	82	47	27	--	--	8	102	240	212	1st, Atlantic
2008-09	82	45	28	--	--	9	99	258	233	2nd, Atlantic
2009-10	82	47	28	--	--	7	101	249	235	2nd, Atlantic
2010-11	82	49	25	--	--	8	106	228	196	2nd, Atlantic
2011-12	82	51	25	--	--	6	108	273	218	2nd, Atlantic
2012-13	48	36	12	--	--	0	72	162	119	1st, Atlantic
2013-14	82	51	24	--	--	7	109	242	204	1st, Metropolitan
2014-15	82	43	27	--	--	12	98	217	204	4th, Metropolitan
2015-16	82	48	26	--	--	8	104	241	199	2nd, Metropolitan
2016-17	82	50	21	--	--	11	111	278	229	2nd, Metropolitan

OTL = overtime and shootout losses from 2005-06 to present

T = ties from 1967 to 2003-04

OT = overtime losses from 1999-2000 to 2003-04

Home

SEASON	GP	W	L	T	OT	OTL	PTS
1967-68	37	15	12	10	--	--	40
1968-69	38	12	20	6	--	--	30
1969-70	38	17	13	8	--	--	42
1970-71	39	18	12	9	--	--	45
1971-72	39	18	15	6	--	--	42
1972-73	39	24	11	4	--	--	52
1973-74	39	15	18	6	--	--	36
1974-75	40	25	5	10	--	--	60
1975-76	40	23	11	6	--	--	52
1976-77	40	22	12	6	--	--	50
1977-78	40	16	15	9	--	--	41
1978-79	40	23	12	5	--	--	51
1979-80	40	20	13	7	--	--	47
1980-81	40	21	16	3	--	--	45
1981-82	40	21	11	8	--	--	50
1982-83	40	14	22	4	--	--	32
1983-84	40	7	29	4	--	--	18
1984-85	40	17	20	3	--	--	37
1985-86	40	20	15	5	--	--	45
1986-87	40	19	15	6	--	--	44
1987-88	40	22	12	6	--	--	50
1988-89	40	24	13	3	--	--	51
1989-90	40	22	15	3	--	--	47
1990-91	40	25	12	3	--	--	53
1991-92	40	21	13	6	--	--	48
1992-93	42	32	6	4	--	--	68
1993-94	42	25	9	8	--	--	58
1994-95	24	18	5	1	--	--	37
1995-96	41	32	9	0	--	--	64
1996-97	41	25	11	5	--	--	55
1997-98	41	21	10	10	--	--	52
1998-99	41	21	10	10	--	--	52
1999-00	41	23	11	7	0	--	53
2000-01	41	24	15	2	0	--	50
2001-02	41	16	20	4	1	--	37
2002-03	41	15	22	2	2	--	34
2003-04	41	13	22	6	0	--	32
2005-06	41	12	21	--	--	8	32

Home

SEASON	GP	W	L	T	OT	OTL	PTS
2006-07	41	26	10	--	--	5	57
2007-08	41	26	10	--	--	5	57
2008-09	41	25	13	--	--	3	53
2009-10	41	25	12	--	--	4	54
2010-11	41	25	14	--	--	2	52
2011-12	41	29	10	--	--	2	60
2012-13	24	18	6	--	--	0	36
2013-14	41	28	9	--	--	4	60
2014-15	41	23	14	--	--	4	50
2015-16	41	26	11	--	--	4	56
2016-17	41	31	6	--	--	4	66

OTL = overtime and shootout losses from 2005-06 to present

T = ties from 1967 to 2003-04

OT = overtime losses from 1999-2000 to 2003-04

Road

SEASON	GP	W	L	T	OT	OTL	PTS
1967-68	37	12	22	3	--	--	27
1968-69	38	8	25	5	--	--	21
1969-70	38	9	25	4	--	--	22
1970-71	39	3	25	11	--	--	17
1971-72	39	8	23	8	--	--	24
1972-73	39	8	26	5	--	--	21
1973-74	39	13	23	3	--	--	29
1974-75	40	12	23	5	--	--	29
1975-76	40	12	22	6	--	--	30
1976-77	40	12	21	7	--	--	31
1977-78	40	9	22	9	--	--	27
1978-79	40	13	19	8	--	--	34
1979-80	40	10	24	6	--	--	26
1980-81	40	9	21	10	--	--	28
1981-82	40	10	25	5	--	--	25
1982-83	40	4	31	5	--	--	13
1983-84	40	9	29	2	--	--	20
1984-85	40	7	31	2	--	--	16
1985-86	40	14	23	3	--	--	31
1986-87	40	11	23	6	--	--	28
1987-88	40	14	23	3	--	--	31
1988-89	40	16	20	4	--	--	36
1989-90	40	10	25	5	--	--	25
1990-91	40	16	21	3	--	--	35
1991-92	40	18	19	3	--	--	39
1992-93	42	24	15	3	--	--	51
1993-94	42	19	18	5	--	--	43
1994-95	24	11	11	2	--	--	24
1995-96	41	17	20	4	--	--	38
1996-97	41	13	25	3	--	--	29
1997-98	41	19	14	8	--	--	46
1998-99	41	17	20	4	--	--	38
1999-00	41	14	20	1	6	--	35
2000-01	41	18	13	7	3	--	46
2001-02	41	12	21	4	4	--	32
2002-03	41	12	22	4	3	--	31
2003-04	41	10	25	2	4	--	26
2005-06	41	10	25	--	--	6	26

Road

SEASON	GP	W	L	T	OT	OTL	PTS
2006-07	41	21	14	--	--	6	48
2007-08	41	21	17	--	--	3	45
2008-09	41	20	15	--	--	6	46
2009-10	41	22	16	--	--	3	47
2010-11	41	24	11	--	--	6	54
2011-12	41	22	15	--	--	4	48
2012-13	24	18	6	--	--	0	36
2013-14	41	23	15	--	--	3	49
2014-15	41	20	13	--	--	8	48
2015-16	41	22	15	--	--	4	48
2016-17	41	19	15	--	--	7	45

OTL = overtime and shootout losses from 2005-06 to present

T = ties from 1967 to 2003-04

OT = overtime losses from 1999-2000 to 2003-04

FORMER PENGUINS

FORWARDS/DEFENSEMEN

Player	POS	#	YEARS	REGULAR SEASON					PLAYOFFS				
				GP	G	A	PTS	PIM	GP	G	A	PTS	PIM
A													
Ramzi Abid	LW	34/19	2003-04	19	3	2	5	29	--	--	--	--	--
Craig Adams	C	27	2009-15	453	18	53	71	300	77	7	5	12	64
Peter Ahola	D	6	1992-93	22	0	1	1	14	--	--	--	--	--
Brad Aitken	LW	17/35	1987-88/ 90-91	11	1	2	3	25	--	--	--	--	--
Peter Allen	D	39/38	1995-96	8	0	0	0	8	--	--	--	--	--
Russ Anderson	D	7	1976-82	353	15	77	92	684	10	0	3	3	28
Paul Andrea	RW	22	1967-69	90	18	27	45	4	--	--	--	--	--
Greg Andrusak	D	4/36/37/ 28/49	1993-96/ 1999	19	0	5	5	12	12	1	0	1	6
Lou Angotti	C	7	1968-69	71	17	20	37	36	--	--	--	--	--
Shawn Antoski	LW	11	1996	13	0	0	0	49	--	--	--	--	--
Syl Apps	C	26	1970-78	495	151	349	500	241	19	4	4	8	23
John Arbour	D	3	1968-69	17	0	2	2	35	--	--	--	--	--
Mark Arcobello	C	26	2015	10	0	2	2	2	--	--	--	--	--
Colby Armstrong	RW	20	2005-08	181	37	61	98	175	5	0	1	1	11
Chuck Arnason	RW	9	1973-76	149	46	40	86	50	9	2	4	6	4
Arron Asham	RW	45	2010-12	108	10	17	27	122	10	3	1	4	12
Don Awrey	D	24	1976-77	79	1	12	13	40	3	0	1	1	0
B													
Wayne Babych	RW	10/26	1984-85	67	20	34	54	35	--	--	--	--	--
Matthew Barnaby	RW	36	1999-01	129	15	18	33	399	24	0	2	2	64
Stu Barnes	C	20/14	1996-99	204	67	69	136	66	11	3	4	7	2
Doug Barrie	D	23	1968-69	8	1	1	2	8	--	--	--	--	--
Len Barrie	C	9	1994-96	53	3	11	14	84	4	1	0	1	8
Andy Bathgate	RW	9	1967-68/ 70-71	150	35	68	103	89	--	--	--	--	--
Nolan Baumgartner	D	6	2003	5	0	0	0	2	--	--	--	--	--
Paul Baxter	D	4	1980-83	202	25	69	94	851	10	0	1	1	42
Kris Beech	C	16/24	2001-04/ 2008	100	10	17	27	59	--	--	--	--	--
Roger Belanger	C	24	1984-85	44	3	5	8	32	--	--	--	--	--
Neil Belland	D	22	1986-87	3	0	1	1	0	--	--	--	--	--
Beau Bennett	RW	19	2013-16	129	16	29	45	32	21	2	4	6	8
Harvey Bennett	C	28	1974-75	32	3	3	6	53	--	--	--	--	--
Josef Beranek	LW	15/18	1996-97/ 00-01	91	16	19	35	65	29	0	5	5	8
Drake Berehowsky	D	6/44/55	1995-96/ 03-04	52	5	16	21	63	1	0	0	0	0

Player	POS	#	YEARS	REGULAR SEASON					PLAYOFFS				
				GP	G	A	PTS	PIM	GP	G	A	PTS	PIM
Yves Bergeron	RW	20/27	1974-75/ 76-77	3	0	0	0	0	--	--	--	--	--
Marc Bergevin	D	3/25	2000-01/ 02-03/ 03-04	157	4	17	21	89	12	0	1	1	2
Stefan Bergkvist	D	33/3	1995-97	7	0	0	0	9	4	0	0	0	2
Rick Berry	D	6	2002	13	0	2	2	21	--	--	--	--	--
Nick Beverley	D	25	1973-74	67	2	14	16	21	--	--	--	--	--
Wayne Bianchin	LW	14	1973-79	264	68	41	109	130	3	0	1	1	6
Larry Bignell	D	23/24	1973-75	20	0	3	3	2	3	0	0	0	2
Paul Bissonnette	D/RW	67/16	2008-09	15	0	1	1	22	--	--	--	--	--
Scott Bjugstad	RW	27	1988-89	24	3	0	3	4	--	--	--	--	--
Bob Blackburn	D	4	1969-71	124	8	12	20	105	6	0	0	0	4
Tom Bladon	D	2	1978-80	135	6	29	35	99	8	0	5	5	2
Mike Blaisdell	RW	26	1985-87	76	16	15	31	38	--	--	--	--	--
Doug Bodger	D	3/33	1984-88	299	35	132	167	292	--	--	--	--	--
Eric Boguniecki	RW	18/23	2005-06	38	5	6	11	29	--	--	--	--	--
Patrick Boileau	D	5	2003-04	16	3	4	7	8	--	--	--	--	--
Leo Boivin	D	2	1967-69	114	14	26	40	100	--	--	--	--	--
Brian Bonin	C	17	1999	5	0	0	0	0	3	0	0	0	0
Nick Bonino	C	13	2015-17	143	27	39	66	47	45	8	17	25	14
Dennis Bonvie	RW	16	1999-01	31	0	0	0	80	--	--	--	--	--
Robert Bortuzzo	D	41	2011-15	113	4	16	20	171	8	0	1	1	4
Joel Bouchard	D	39	2003	7	0	1	1	0	--	--	--	--	--
Philippe Boucher	D	43	2008-09	25	3	3	6	24	9	1	3	4	4
Bob Boughner	D	6	2000-01	69	2	3	5	216	29	0	3	3	37
Chris Bourque	LW	12	2009	20	0	3	3	10	--	--	--	--	--
Phil Bourque	LW/D	2/4/29	1983-84/ 85-92	344	75	89	164	435	56	13	12	25	107
Pat Boutette	LW	15	1981-84	247	65	109	174	548	5	3	1	4	8
Zach Boychuk	LW	17	2013	7	0	0	0	2	--	--	--	--	--
Randy Boyd	D	8	1981-83	84	4	17	21	126	3	0	0	0	11
Wally Boyer	C	18	1968-72	203	32	62	94	81	10	1	2	3	0
Matt Bradley	RW	8	2003-04	82	7	9	16	65	--	--	--	--	--
Tim Brent	C	47	2008	1	0	0	0	0	--	--	--	--	--
Andy Brickley	LW	23	1983-85	95	25	35	60	19	--	--	--	--	--
Michel Briere	C	21	1969-70	76	12	32	44	20	10	5	3	8	17
Doug Brown	RW	24	1993-95	77	18	37	55	18	6	0	0	0	2
Greg Brown	D	34	1993-94	36	3	8	11	28	6	0	1	1	4
Rob Brown	RW	44	1987-91/ 97-00	414	150	192	342	392	41	9	10	19	34
Kelly Buchberger	RW	7	2003-04	71	1	3	4	109	--	--	--	--	--
Mike Bullard	C	22	1980-86	382	185	175	360	390	9	4	4	8	4
Ted Bulley	LW	26/24	1983-84	26	3	2	5	12	--	--	--	--	--
Charlie Burns	C	9	1968-69	76	13	38	51	22	--	--	--	--	--
Robin Burns	LW	25/20/10	1970-73	41	0	5	5	32	--	--	--	--	--

Player	POS	#	YEARS	REGULAR SEASON					PLAYOFFS				
				GP	G	A	PTS	PIM	GP	G	A	PTS	PIM
Dave Burrows	D	4/8	1971-78/ 80-82	573	24	108	132	301	20	1	3	4	16
Rod Buskas	D	7	1982-89/ 1990	431	16	48	64	959	10	0	0	0	23
Sven Butenschon	D	48/22	1997-2001	33	0	1	1	14	--	--	--	--	--
C													
Eric Cairns	D	33	2006-07	28	1	0	1	92	--	--	--	--	--
Jock Callander	RW	14/36	1987-90/ 91-92	101	21	28	49	114	22	3	8	11	12
Colin Campbell	D	6	1974-76/ 77-79	243	14	52	66	517	19	2	7	9	51
Dave Capuano	RW	15	1989-90	6	0	0	0	2	--	--	--	--	--
Luca Caputi	LW	61/39	2009-10	9	2	1	3	6	--	--	--	--	--
Steve Cardwell	LW	15/20	1970-73	53	9	11	20	35	4	0	0	0	2
Randy Carlyle	D	25	1978-84	397	66	257	323	582	22	6	8	14	41
Gene Carr	C	28	1977-78	70	17	37	54	76	--	--	--	--	--
Tom Cassidy	C	25/11	1977	26	3	4	7	15	--	--	--	--	--
Jay Caufield	RW	16	1988-93	194	3	7	10	714	14	0	0	0	30
John Chabot	C	9	1984-87	216	36	98	134	26	--	--	--	--	--
Blair Chapman	RW	9	1976-79	227	48	51	99	71	10	2	1	3	9
Todd Charlesworth	D	2/6/27/34	1983-88	86	3	9	12	41	--	--	--	--	--
Marc Chorney	D	16/24	1980-83	139	5	18	23	151	7	0	1	1	2
Taylor Chorney	D	44	2014-15	7	0	0	0	0	5	0	0	0	2
Tom Chorske	LW	17	1999-00	33	1	5	6	2	--	--	--	--	--
Erik Christensen	C	16	2005-08	143	33	33	66	88	4	0	0	0	6
Jeff Christian	LW	34/28/72	1995-97	15	2	2	4	15	--	--	--	--	--
Jeff Chychrun	D	6	1992	18	0	1	1	37	--	--	--	--	--
Kim Clackson	D	6	1979-80	45	0	3	3	166	3	0	0	0	37
Adam Clendening	D	2	2015-16	9	0	1	1	10	--	--	--	--	--
Paul Coffey	D	77	1987-92	331	108	332	440	573	23	4	22	26	37
Blake Comeau	LW	17	2014-15	61	16	15	31	65	5	1	0	1	8
Mike Comrie	C	19	2010-11	21	1	5	6	18	--	--	--	--	--
Chris Conner	RW	16/18/23	2009-11; 13-14	87	13	11	24	12	8	1	0	1	0
Matt Cooke	LW	24	2008-13	352	67	83	150	416	58	5	16	21	95
Rene Corbet	LW	9	2000-01	47	9	9	18	57	24	2	1	3	21
Mike Corrigan	LW	27	1976-78	98	22	39	61	46	2	0	0	0	0
Jacques Cossette	RW	20/27	1975-76/ 77-79	64	8	6	14	29	3	0	1	1	4
Ryan Craig	C	23	2011	6	0	0	0	22	--	--	--	--	--
Cory Cross	D	4	2006	6	0	1	1	6	--	--	--	--	--
Bruce Crowder	RW	28	1984-85	26	4	7	11	23	--	--	--	--	--
Greg Crozier	LW	32	2000-01	1	0	0	0	0	--	--	--	--	--
John Cullen	C	11	1988-91/ 94-95	262	88	184	272	399	20	3	8	11	36
Matt Cullen	C	7	2015-17	154	29	34	63	50	49	6	9	15	32

Player	POS	#	YEARS	REGULAR SEASON					PLAYOFFS				
				GP	G	A	PTS	PIM	GP	G	A	PTS	PIM
Randy Cunneyworth	LW	15	1985-89	295	101	115	216	515	11	3	5	8	26
D													
Matt D'Agostini	RW	22	2013	8	0	1	1	4	--	--	--	--	--
Chris Dahlquist	D	2/4	1985-90	195	10	26	36	219	2	0	0	0	0
Alexandre Daigle	RW	11	2002-03	33	4	3	7	8	--	--	--	--	--
J.J. Daigneault	D	36	1996-97	66	6	17	23	59	17	1	9	10	36
Trevor Daley	D	6	2015-17	109	11	30	41	63	36	2	9	11	34
Jeff Daniels	LW	43/18/20	1990-94	134	8	11	19	36	12	3	2	5	0
Kim Davis	LW	16/22/30	1977-81	34	5	7	12	47	4	0	0	0	0
Billy Dea	LW	14	1967-69	139	26	20	46	12	--	--	--	--	--
Nelson DeBenedet	LW	23	1974-75	31	6	3	9	11	--	--	--	--	--
Dean DeFazio	LW	12	1983-84	22	0	2	2	28	--	--	--	--	--
Gilbert Delorme	D	27	1989-90	54	3	7	10	44	--	--	--	--	--
Ab DeMarco	D	5	1974	42	9	13	22	8	--	--	--	--	--
Larry Depalma	LW	12	1993-94	7	1	0	1	5	1	0	0	0	0
Simon Despres	D	47	2011-15	144	5	28	33	120	6	0	0	0	2
Bob Dillabough	LW	15	1967-68	61	7	12	19	20	--	--	--	--	--
Gord Dineen	D	5	1988-92	117	2	10	12	173	11	0	2	2	8
Bobby Dollas	D	8	1998-99/ 2001	75	2	8	10	64	13	1	0	1	6
Robert Dome	C/LW	15/59	1997-2000	52	7	7	14	12	--	--	--	--	--
Shean Donovan	RW	18	2002-03	65	6	6	12	34	--	--	--	--	--
Steve Downie	RW	23	2014-15	72	14	14	28	238	5	0	2	2	4
Nick Drazenovic	C	40	2014	1	0	0	0	2	--	--	--	--	--
Justin Duberman	RW	37	1994	4	0	0	0	0	--	--	--	--	--
Ron Duguay	RW	10/35	1986-87	53	11	20	31	36	--	--	--	--	--
Micki DuPont	D	47	2006	3	0	1	1	4	--	--	--	--	--
Pascal Dupuis	LW	9	2008-16	452	109	138	247	197	77	14	19	33	44
Steve Durbano	D	7	1974-76	66	4	23	27	309	--	--	--	--	--
Steve Dykstra	D	22	1988-89	65	1	6	7	126	1	0	0	0	2
Joe Dziedzic	LW	16	1995-97	128	14	14	28	131	21	1	3	4	23
E													
Mike Eastwood	C	20	2003-04	82	4	15	19	40	--	--	--	--	--
Mark Eaton	D	3/7/4	2006- 10/2013	241	7	24	31	86	50	4	9	13	14
Andrew Ebbett	C	25	2013-15	33	1	6	7	2	--	--	--	--	--
Darryl Edestrand	D	25	1970-73	158	25	47	72	140	4	0	2	2	0
Tom Edur	D	2	1977-78	58	5	38	43	18	--	--	--	--	--
Christian Ehrhoff	D	10	2014-15	49	3	11	14	26	--	--	--	--	--
Nils Ekman	LW	28	2006-07	34	6	9	15	24	1	0	0	0	0
Shane Endicott	C	41/23/14	2001-02/ 05-06	45	1	2	3	47	--	--	--	--	--
Deryk Engelland	D	5	2009-14	243	13	34	47	308	13	0	1	1	22
Bryan Erickson	RW	14	1988	11	1	4	5	0	--	--	--	--	--

Player	POS	#	YEARS	REGULAR SEASON					PLAYOFFS				
				GP	G	A	PTS	PIM	GP	G	A	PTS	PIM
Bob Errey	LW	10/12	1983-93	572	132	140	272	651	49	9	4	13	51
F													
Pat Falloon	RW	14	2000	30	4	9	13	10	10	1	0	1	2
Bobby Farnham	LW	34/24	2014-15	14	0	0	0	29	--	--	--	--	--
Rico Fata	LW	19/9	2003-05	120	21	26	47	74	--	--	--	--	--
Mario Faubert	D	5/24/28	1974-78/ 79-82	231	21	90	111	222	10	2	2	4	6
Ruslan Fedotenko	LW	26	2008-10	145	27	42	69	94	30	7	7	14	8
Eric Fehr	C	16	2015-17	107	14	11	25	33	23	3	1	4	6
Tony Feltrin	D	33	1980-83	38	3	3	6	44	--	--	--	--	--
Andrew Ference	D	7	1999-03	163	11	25	36	157	18	3	7	10	16
George Ferguson	RW	11	1978-83	310	89	106	195	162	22	4	11	15	13
Chris Ferraro	RW	47/57	1997-98	46	3	4	7	43	--	--	--	--	--
Peter Ferraro	RW	45/17	1997-98	29	3	4	7	12	--	--	--	--	--
Jonathan Filewich	RW	38/34	2007-08	5	0	0	0	10	--	--	--	--	--
Rusty Fitzgerald	LW	34/52	1994-96	25	2	2	4	12	5	0	0	0	4
John Flesch	LW	11	1978	29	7	5	12	19	--	--	--	--	--
Ron Flockhart	C	9	1983-84	80	27	23	50	44	--	--	--	--	--
Dan Focht	D	4	2003-04	64	2	6	8	124	--	--	--	--	--
Bryan Fogarty	D	33	1992-93	12	0	4	4	4	--	--	--	--	--
Val Fonteyne	LW	8	1967-72	349	39	82	121	4	14	0	2	2	2
Corey Foster	D	36/4	1995-96	11	2	2	4	2	3	0	0	0	4
Greg Fox	D	4/2	1983-85	75	4	10	14	92	--	--	--	--	--
Ron Francis	C	9/10	1991-98	533	164	449	613	295	97	32	68	100	67
Dan Frawley	RW	28	1985-90	240	33	37	70	610	--	--	--	--	--
G													
Maxim Galanov	D	47	1998-99	51	4	3	7	14	1	0	0	0	0
Perry Ganchar	RW	20/8	1987-89	33	2	5	7	36	--	--	--	--	--
Paul Gardner	C	20/30	1980-84	207	98	105	203	105	10	2	5	7	10
Rob Garner	C	24	1982-83	1	0	0	0	0	--	--	--	--	--
Steve Gatzos	RW	26/28	1981-85	89	15	20	35	83	1	0	0	0	0
Cameron Gaunce	D	24	2017	12	1	3	4	13	--	--	--	--	--
Robert Geale	C	28	1984-85	1	0	0	0	2	--	--	--	--	--
Brian Gibbons	C	49	2013-14	41	5	12	17	6	8	2	1	3	2
Lee Giffin	RW	11/17/34	1986-88	27	1	3	4	9	--	--	--	--	--
Ed Gilbert	C	23	1976	45	1	1	2	0	--	--	--	--	--
Stan Gilbertson	LW	15	1975-77	115	19	17	36	19	3	1	1	2	2
Randy Gilhen	C	15/19	1989-91	133	20	21	41	105	16	1	0	1	14
Hal Gill	D	2	2008-09	80	3	11	14	69	44	0	3	3	18
Bob Gladney	D	33	1983-84	13	1	5	6	2	--	--	--	--	--
Tanner Glass	LW	15	2013-14	115	5	10	15	152	13	1	0	1	8
Marcel Goc	C	57	2014-15	55	2	6	8	8	9	0	1	1	4
Eric Godard	RW	28	2008-11	135	3	7	10	352	--	--	--	--	--

Player	POS	#	YEARS	REGULAR SEASON					PLAYOFFS				
				GP	G	A	PTS	PIM	GP	G	A	PTS	PIM
Dave Goertz	D	32	1987-88	2	0	0	0	2	--	--	--	--	--
Alex Goligoski	D	67/13/3	2008-11	177	23	67	90	68	15	2	8	10	2
Sergei Gonchar	D	55	2005-10	322	54	205	259	313	60	7	37	44	26
Steve Gotaas	C	16	1987-88	36	5	6	11	45	--	--	--	--	--
Pat Graham	LW	24	1981-83	62	7	13	20	71	4	0	0	0	2
Tuomas Gronman	D	42	1997-99	22	1	2	3	25	1	0	0	0	0
Scott Gruhl	LW	38	1987-88	6	1	0	1	0	--	--	--	--	--
Nate Guenin	D	2	2009	2	0	0	0	0	--	--	--	--	--
Bill Guerin	RW	13	2009-10	95	26	31	57	93	35	11	13	24	17
H													
Vic Hadfield	LW	11	1974-77	163	61	79	140	118	12	5	2	7	11
Ron Hainsey	D	65	2017	16	0	3	3	4	25	2	6	8	6
Anders Hakansson	LW	11	1982-83	62	9	12	21	26	--	--	--	--	--
Adam Hall	C	18/28	2007-08	46	2	4	6	24	17	3	1	4	8
Jim Hamilton	LW	13/23/28	1978-85	95	14	18	32	28	6	3	0	3	0
Dave Hannan	C	20/32	1981-88/ 88-89	355	60	88	148	530	8	0	1	1	4
Nick Harbaruk	RW	11	1969-73	308	40	61	101	257	14	3	1	4	20
Scott Harrington	D	6	2014-15	10	0	0	0	4	--	--	--	--	--
Billy Harris	C	15	1968-69	55	7	13	20	8	--	--	--	--	--
Kevin Hatcher	D	4	1996-99	220	45	95	140	193	24	4	4	8	20
Greg Hawgood	D	4	1994-95	33	2	6	8	33	1	0	0	0	0
Shawn Heins	D	57	2003	27	1	1	2	33	--	--	--	--	--
Bryan Hextall	C	7	1969-74	335	71	115	186	498	14	0	3	3	43
Billy Hicke	RW	9	1971	12	2	0	2	6	--	--	--	--	--
Alex Hicks	C	33	1996-98	113	12	28	40	130	11	0	1	1	4
Wayne Hicks	RW	16	1967-68	15	4	7	11	2	--	--	--	--	--
Andy Hilbert	C	9	2006	19	7	11	18	16	--	--	--	--	--
Randy Hillier	D	23/34	1984-91	343	13	79	92	594	17	0	1	1	73
Todd Hlushko	LW	28	1999	--	--	--	--	--	2	0	0	0	0
Brian Holzinger	C	15	2002-03	70	7	17	24	44	--	--	--	--	--
Marian Hossa	RW	18	2008	12	3	7	10	6	20	12	14	26	12
Tim Horton	D	3/24	1971-72	44	2	9	11	40	4	0	1	1	2
Greg Hotham	D	6	1982-85	170	11	63	74	118	5	0	3	3	6
Jan Hrdina	C	38	1998-03	366	79	148	227	215	40	10	14	24	22
Jiri Hrdina	C	38	1990-92	93	9	27	36	29	35	2	4	6	22
Tim Hrynewich	LW	28	1982-84	55	6	8	14	82	--	--	--	--	--
Lex Hudson	D	5	1978-79	2	0	0	0	0	2	0	0	0	0
Mike Hudson	C	14/16	1995	40	2	9	11	34	11	0	0	0	6
Pat Hughes	RW	24	1979-81	134	28	23	51	239	5	0	0	0	21
Dave Hunter	LW	20	1987-88	59	11	18	29	77	--	--	--	--	--
Matt Hussey	C	49/7/28	2004-05	16	2	2	4	0	--	--	--	--	--
Andrew Hutchinson	D	8	2010	5	0	1	1	6	--	--	--	--	--

Player	POS	#	YEARS	REGULAR SEASON					PLAYOFFS				
				GP	G	A	PTS	PIM	GP	G	A	PTS	PIM
I													
Jarome Iginla	RW	12	2013	13	5	6	11	9	15	4	8	12	16
Victor Ignatjev	D	46/23	1998-99	11	0	1	1	6	1	0	0	0	2
Earl Ingarfield	C	10	1967-69	90	23	37	60	16	--	--	--	--	--
J													
Ric Jackman	D	55/22	2004-06	74	13	39	52	60	--	--	--	--	--
Jaromir Jagr	RW	68	1990-01	806	439	640	1079	593	140	65	82	147	121
John Jakopin	D	23	2000-01	19	0	4	4	42	--	--	--	--	--
Connor James	LW	36	2007-09	14	1	0	1	2	--	--	--	--	--
Arto Javanainen	RW	19	1984-85	14	4	1	5	2	--	--	--	--	--
Dustin Jeffrey	C	42/15/17	2008-13	100	15	13	28	10	--	--	--	--	--
Grant Jennings	D	3	1991-95	210	7	21	28	357	38	1	1	2	38
Andreas Johansson	C	38	1996-98	77	7	17	24	40	1	0	0	0	0
Mathias Johansson	C	20	2003	12	1	5	6	4	--	--	--	--	--
Greg Johnson	C	20/9	1997	37	8	9	17	16	5	1	0	1	2
Jim Johnson	D	6	1985-90	390	14	95	109	658	11	0	5	5	44
Mark Johnson	C	9	1980-82	136	23	39	62	84	10	4	3	7	6
Nick Johnson	RW	42/38	2010-11	10	2	3	5	7	--	--	--	--	--
Jussi Jokinen	LW	36	2013-14	91	28	40	68	24	21	7	6	13	14
Stan Jonathan	LW	9	1982-83	19	0	3	3	13	--	--	--	--	--
Ron Jones	D	6	1973-74	25	0	3	3	15	--	--	--	--	--
Hans Jonsson	D	8	1999-03	242	10	38	48	92	27	0	1	1	14
Chris Joseph	D	22/23	1987/ 95-96	120	10	28	38	129	25	2	1	3	20
K													
Mark Kachowski	LW	26	1987-90	64	6	5	11	209	--	--	--	--	--
Sheldon Kannegiesser	D	6/16	1971-73	75	2	6	8	76	--	--	--	--	--
Ladislav Karabin	LW	14/37	1993-94	9	0	0	0	2	--	--	--	--	--
Darius Kasparaitis	D	26/11	1996-02	405	15	68	83	661	38	2	2	4	50
Rick Kehoe	RW	8/17	1974-85	722	312	324	636	88	37	4	17	21	2
Bob Kelly	LW	22	1974-77	250	69	85	154	462	15	6	3	9	23
Tyler Kennedy	RW	48	2007-13	372	76	92	168	181	76	12	15	27	25
Dan Kesa	RW	28/25	1998-99	67	2	8	10	27	13	1	0	1	0
Rick Kessell	C	14/15/23	1969-73	84	2	18	20	4	--	--	--	--	--
Orest Kindrachuk	C	26	1978-81	144	38	80	118	181	7	4	1	5	7
Petr Klima	RW	26/85	1996	9	1	3	4	4	--	--	--	--	--
Rob Klinkhammer	LW	20	2014-15	10	1	2	3	0	--	--	--	--	--
Chuck Kobasew	RW	12	2013-14	33	2	0	2	15	--	--	--	--	--
Konstantin Koltsov	RW	48/71	2003-06	144	12	26	38	50	--	--	--	--	--
George Konik	D	18	1967-68	52	7	8	15	26	--	--	--	--	--
Chris Kontos	C	14	1987-88	67	9	16	25	18	--	--	--	--	--
Tom Kostopoulos	RW	36/37	2001-04	79	10	16	26	76	--	--	--	--	--

Player	POS	#	YEARS	REGULAR SEASON					PLAYOFFS				
				GP	G	A	PTS	PIM	GP	G	A	PTS	PIM
Alexei Kovalev	RW	27/72	1998-03/ 2011	365	151	203	354	373	46	12	18	30	50
Milan Kraft	C	14	2000-04	207	41	41	82	52	8	0	0	0	2
Frantisek Kucera	D	26	2001	7	0	2	2	0	--	--	--	--	--
Chris Kunitz	LW	14	2009-17	569	169	219	388	389	126	23	53	76	113
Joel Kwiatkowski	D	6	2007	1	0	0	0	0	--	--	--	--	--
Jim Kyte	D	3	1989-90	57	3	1	4	127	--	--	--	--	--
L													
Yvon Labre	D	15/20	1970-71/ 73-74	37	2	3	5	32	--	--	--	--	--
Dan LaCouture	LW	22/33	2001-03	137	8	13	21	157	5	0	0	0	2
Pete LaFramboise	LW	27	1975-76	35	5	13	18	8	9	1	0	1	0
Jean Guy Lagace	D	23/24	1968-69/ 72-75	106	4	20	24	119	--	--	--	--	--
Ron Lalonde	C	16	1972-74	106	10	20	30	16	--	--	--	--	--
Mitch Lamoureux	C	12	1983-85	70	12	9	21	59	--	--	--	--	--
Robert Lang	C	20	1997-02	345	103	158	261	96	45	7	12	19	6
Ted Lanyon	D	23/5	1967-68	5	0	0	0	4	--	--	--	--	--
Maxim Lapierre	C	40	2015	35	0	2	2	16	5	0	0	0	0
Georges Laraque	RW	27	2007-08	88	4	11	15	159	17	1	2	3	4
Pierre Larouche	C	10	1974-77	240	119	134	253	99	15	2	9	11	2
Brad Lauer	LW	36/14	1995-96	21	4	1	5	6	12	1	1	2	4
Janne Laukkanen	D	5	2000-03	125	11	37	48	82	29	4	6	10	24
Kevin LaVallee	LW	16	1986-87	33	8	20	28	4	--	--	--	--	--
Jamie Leach	RW	20/27	1989-92	60	7	7	14	10	--	--	--	--	--
Steve Leach	RW	23	1999-00	56	2	3	5	24	--	--	--	--	--
Patrick Lebeau	LW	18	1998-99	8	1	0	1	2	--	--	--	--	--
Bill LeCaine	RW	17	1968-69	4	0	0	0	0	--	--	--	--	--
John LeClair	LW	10	2005-06	94	24	34	58	73	--	--	--	--	--
Doug Lecuyer	LW	23	1982	12	1	4	5	12	--	--	--	--	--
Peter Lee	RW	10	1977-83	431	114	131	245	257	19	0	8	8	4
Guillaume Lefebvre	LW	33/11	2003-06	21	2	4	6	9	--	--	--	--	--
Petteri Lehto	D	8	1984-85	6	0	0	0	4	--	--	--	--	--
Bob Leiter	C	23	1971-72	78	14	17	31	18	4	3	0	3	0
Alain Lemieux	C	11	1986-87	1	0	0	0	0	--	--	--	--	--
Mario Lemieux	C	66	1984-97/ 2000-06	915	690	1033	1723	834	107	76	96	172	87
Jordan Leopold	D	4	2010	20	4	4	8	6	8	0	0	0	2
Francois Leroux	D	30/18	1995-97	165	2	14	16	356	33	1	3	4	34
Mark Letestu	C	38/10	2009-11	85	15	14	29	17	11	0	2	2	0
Pierre-Luc Leblond	RW	32	2014	1	0	0	0	0	--	--	--	--	--
Nick Libett	LW	14	1979-81	121	20	18	38	18	5	1	1	2	0
Willy Lindstrom	RW	19	1985-87	131	24	30	54	36	--	--	--	--	--
Richard Lintner	D	6	2003	19	3	2	5	10	--	--	--	--	--
Troy Loney	LW	26/11/24	1983-93	532	69	100	169	982	66	8	14	22	97

Player	POS	#	YEARS	REGULAR SEASON					PLAYOFFS				
				GP	G	A	PTS	PIM	GP	G	A	PTS	PIM
Ross Lonsberry	LW	18	1978-81	236	56	73	129	150	17	2	3	5	13
Ben Lovejoy	D	65/6/12	2008-13/15-16	183	9	29	38	101	38	2	8	10	16
Darren Lowe	RW	35	1984	8	1	2	3	0	--	--	--	--	--
Bernie Lukowich	RW	11	1973-74	53	9	10	19	32	--	--	--	--	--
Brian Lundberg	D	2	1982-83	1	0	0	0	2	--	--	--	--	--
Ross Lupaschuk	D	34	2002	3	0	0	0	4	--	--	--	--	--
Gilles Lupien	D	2	1980-81	31	0	1	1	34	--	--	--	--	--
Jack Lynch	D	3	1972-74	64	1	25	26	61	--	--	--	--	--
Steve Lyon	D	5	1976-77	3	0	0	0	2	--	--	--	--	--
M													
Lowell MacDonald	LW	15/14/18	1970-78	328	140	166	306	60	15	6	4	10	8
Steve MacIntyre	LW	33	2011-13	13	0	0	0	18	--	--	--	--	--
Norm Maciver	D	37/22	1995	45	2	30	32	38	12	1	4	5	8
Rick MacLeish	LW	7/19	1981-83	46	13	17	30	30	5	1	1	2	0
Al MacNeil	D	3	1967-68	74	2	10	12	58	--	--	--	--	--
Pete Mahovlich	C	20/26	1977-79	117	39	75	114	76	2	0	1	1	0
Greg Malone	C	12	1976-83	495	143	221	364	496	18	3	5	8	32
Ryan Malone	LW	12	2003-08	299	87	82	169	301	25	6	10	16	25
Kent Manderville	C	47/26	2002-03	86	3	5	8	50	--	--	--	--	--
Jimmy Mann	RW	18	1987-88	9	0	0	0	53	--	--	--	--	--
Moe Mantha	D	20	1984-87	232	37	131	168	223	--	--	--	--	--
Paul Marshall	LW	20	1979-80	59	12	12	24	13	1	0	0	0	0
Paul Martin	D	7	2010-15	297	17	92	109	80	43	3	21	24	14
Dwight Mathiasen	RW	11/22/ 24/34	1986-88	33	1	7	8	18	--	--	--	--	--
Dick Mattiussi	LW	5	1967-69	44	0	4	4	32	--	--	--	--	--
Bryan Maxwell	D	16/5	1983-85	89	3	20	23	141	--	--	--	--	--
Pat Mayer	D	32	1987-88	1	0	0	0	4	--	--	--	--	--
Gary McAdam	LW	16	1979-81	140	27	40	67	95	12	3	3	6	9
Andrew McBain	RW	9	1989-90	41	5	9	14	51	--	--	--	--	--
Dunc McCallum	D	6/26	1967-71	185	14	35	49	228	10	1	2	3	12
Kevin McCarthy	D	24/25	1984-85	95	13	26	39	82	--	--	--	--	--
Kevin McClelland	C	18	1981-83	72	8	12	20	139	5	1	1	2	5
Keith McCreary	LW	10/21	1967-72	292	82	59	141	199	11	0	4	4	6
Ab McDonald	LW	20	1967-68	74	22	21	43	38	--	--	--	--	--
Colin McDonald	RW	38	2012	5	0	0	0	0	--	--	--	--	--
Joe McDonnell	D	2	1984-86	43	2	9	11	22	--	--	--	--	--
Al McDonough	RW	9	1972-74	152	56	74	130	46	4	0	1	1	0
Shawn McEachern	C/LW	15	1991-93/ 94-95	170	53	59	112	78	48	6	11	17	24
Jim McGeough	RW	16/22	1985-87	42	4	10	14	20	--	--	--	--	--
Jay McKee	D	74	2009-10	62	1	9	10	54	5	0	0	0	2
Steve McKenna	LW	23	2001/ 02-04	162	10	3	13	313	--	--	--	--	--

Player	POS	#	YEARS	REGULAR SEASON					PLAYOFFS				
				GP	G	A	PTS	PIM	GP	G	A	PTS	PIM
Brian McKenzie	LW	15	1971-72	6	1	1	2	4	--	--	--	--	--
Jim McKenzie	LW	33	1994-95	50	2	1	3	79	8	0	0	0	4
Dave McLlwain	C	19/26	1987-89/ 1996	108	14	14	28	48	9	0	1	1	6
Mike McMahon	D	26	1969-70	12	1	3	4	19	--	--	--	--	--
Bob McManama	D	15	1973-76	99	11	25	36	28	8	0	1	1	6
Marty McSorley	RW/D	4/33	1983-85/ 93-94	134	5	25	30	378	--	--	--	--	--
Mike Meeker	RW	8/16	1978-79	4	0	0	0	5	--	--	--	--	--
Jayson Megna	LW	59	2013-15	48	5	5	10	20	2	0	0	0	0
Ron Meighan	D	5	1982-83	41	2	6	8	16	--	--	--	--	--
Josef Melichar	D	2	2000-07	310	7	33	40	263	5	0	0	0	2
Eric Meloche	RW	72	2001-04	61	8	9	17	32	--	--	--	--	--
Zbynek Michalek	D	4	2010-12	135	7	25	32	54	13	0	2	2	0
Dave Michayluk	LW	34	1992	--	--	--	--	--	7	1	1	2	0
Kevin Miller	C	8	1996	13	6	5	11	4	18	3	2	5	8
Kip Miller	C	37	1998-01	154	26	46	72	38	13	2	7	9	19
Chris Minard	LW	39/32/23	2007-09	35	2	3	5	14	--	--	--	--	--
Dmitri Mironov	D	15	1995-96	87	4	36	40	112	15	0	1	1	10
Carl Mokusak	LW	31	1986-87	3	0	0	0	4	--	--	--	--	--
Hartland Monahan	RW	8	1977-78	7	2	0	2	2	--	--	--	--	--
Dominic Moore	C	18	2006-07	59	6	9	15	46	--	--	--	--	--
Ian Moran	D/RW	37/24	1995-03	433	19	44	63	281	61	1	6	7	20
Aleksey Morozov	RW	95	1997-04	451	84	135	219	98	39	4	5	9	8
Jim Morrison	D	26/27	1969-71	132	5	25	30	72	8	0	3	3	10
Lew Morrison	RW	16	1974-78	214	13	13	26	12	13	0	0	0	0
Brenden Morrow	LW	10	2013	15	6	8	14	19	14	2	2	4	8
Kael Moullierat	C	22	2016	1	0	0	0	2	--	--	--	--	--
Joe Mullen	RW	7	1990-95/ 96-97	379	153	172	325	101	62	16	15	31	20
Glenn Mulvenna	C	45	1991	1	0	0	0	2	--	--	--	--	--
Paul Mulvey	LW	26	1981	27	1	7	8	76	--	--	--	--	--
Craig Muni	D	28	1996-97	64	0	4	4	36	3	0	0	0	0
Matt Murley	LW	22/17	2003-06	59	2	6	8	38	--	--	--	--	--
Larry Murphy	D	4/55	1990-95	336	78	223	301	213	74	15	57	72	73
Douglas Murray	D	3	2013	14	1	2	3	9	15	2	1	3	32
Glen Murray	RW	27	1995-97	135	25	26	51	81	18	2	6	8	10
Troy Murray	C	12	1995	13	0	2	2	23	12	2	1	3	12
N													
Markus Naslund	RW	14/29	1993-96	151	25	42	67	65	--	--	--	--	--
Alain Nasreddine	D	32	2005-08	56	1	4	5	30	--	--	--	--	--
James Neal	RW	18	2011-14	199	89	95	184	174	38	11	11	22	50
Pat Neaton	D	36	1993	9	1	1	2	12	--	--	--	--	--
Petr Nedved	C	93	1995-97	154	78	92	170	134	23	11	12	23	28
Mike Needham	RW	45/39	1992-94	81	9	5	14	16	14	2	0	2	4

Player	POS	#	YEARS	REGULAR SEASON					PLAYOFFS				
				GP	G	A	PTS	PIM	GP	G	A	PTS	PIM
Todd Nelson	D	44	1991-92	1	0	0	0	0	--	--	--	--	--
Ville Nieminen	LW	10	2002-03	88	10	14	24	101	--	--	--	--	--
Matt Niskanen	D	2	2011-14	214	19	66	85	130	39	3	12	15	25
Ted Nolan	LW	25/34	1985-86	18	1	1	2	34	--	--	--	--	--
Simon Nolet	RW	9	1975-76	39	9	8	17	2	3	0	0	0	0
Niklas Nordgren	C	15	2006	15	0	0	0	4	--	--	--	--	--
Joe Noris	D	27	1971-72	35	2	5	7	36	--	--	--	--	--
Jeff Norton	D	4/25	2000-01	32	2	10	12	20	--	--	--	--	--
Hank Nowak	LW	27	1973-74	13	0	0	0	11	--	--	--	--	--
O													
Lyle Odelein	D	24	2005-06	27	0	1	1	50	--	--	--	--	--
Roman Oksiuta	RW	20	1997	7	0	0	0	4	--	--	--	--	--
Fredrik Olausson	D	23	1996-98	127	13	47	60	66	10	0	4	4	2
Eddie Olczyk	LW	27/16	1997-98	68	15	18	33	41	11	3	0	3	16
Steve Oleksy	D	61	2016-17	11	0	1	1	24	--	--	--	--	--
Krzysztof Oliwa	LW	29	2001-02	83	1	4	5	281	5	0	0	0	16
Tom O'Regan	C	8/12	1983-86	61	5	12	17	10	--	--	--	--	--
Cal O'Reilly	C	16	2012	6	0	1	1	0	--	--	--	--	--
Brooks Orpik	D	29/44	2003-14	703	13	119	132	734	92	2	13	15	88
Michel Ouellet	RW	59/7	2005-07	123	35	45	80	46	5	0	2	2	6
Dennis Owchar	D	25	1974-78	168	18	49	67	146	8	0	1	1	6
P													
Jim Paek	D	2/3	1990-94	170	4	26	30	117	27	1	4	5	8
Wilf Paiement	RW	9	1987-88	23	2	6	8	39	--	--	--	--	--
Ziggy Palffy	RW	33	2005-06	42	11	31	42	12	--	--	--	--	--
Bob Paradise	D	2/24	1973-75/ 77-79	203	7	33	40	209	8	0	1	1	17
Richard Park	C	26/76/12	1994- 97/11-12	112	11	14	25	50	6	0	1	1	4
Ed Patterson	RW	44	1993-96	68	3	3	6	56	--	--	--	--	--
Adam Payerl	RW	45	2014	2	0	0	0	2	--	--	--	--	--
Mel Pearson	C/LW	23	1967-68	2	0	1	1	0	--	--	--	--	--
Barry Pederson	C	10	1990-91	84	10	26	36	50	--	--	--	--	--
David Perron	LW	39/57	2015-16	86	16	22	38	70	5	0	1	1	4
Janne Pesonen	LW	20	2008-09	7	0	0	0	0	--	--	--	--	--
Toby Petersen	C	17	2000-02	91	10	16	26	8	--	--	--	--	--
Ronald Petrovicky	RW	26	2006-07	31	3	3	6	28	3	0	0	0	2
Alexandre Picard	D	54	2011	17	0	4	4	4	--	--	--	--	--
Lasse Pirjeta	C	11	2004-06	38	10	9	19	18	--	--	--	--	--
Domenic Pittis	C	23	1996	1	0	0	0	0	--	--	--	--	--
Sergei Plotnikov	LW	61	2015-16	32	0	2	2	20	--	--	--	--	--
Steve Poapst	D	3	2005	21	0	4	4	10	--	--	--	--	--
Greg Polis	LW	22	1970-74	256	88	70	158	146	4	0	2	2	0
Alexei Ponikarovsky	LW	23	2010	16	2	7	9	17	11	1	4	5	4

Player	POS	#	YEARS	REGULAR SEASON					PLAYOFFS				
				GP	G	A	PTS	PIM	GP	G	A	PTS	PIM
Peter Popovic	D	34	1999-00	54	1	5	6	30	10	0	0	0	10
Kevin Porter	C	11	2015-17	43	0	3	3	0	--	--	--	--	--
Corey Potter	D	42	2011	1	0	0	0	0	--	--	--	--	--
Kelly Pratt	RW	12	1974-75	22	0	6	6	15	--	--	--	--	--
Tracy Pratt	D	6/11	1968-70	83	5	12	17	158	10	0	1	1	51
Dean Prentice	LW	20	1969-71	144	47	42	89	32	10	2	5	7	8
Noel Price	D	4	1967-69	143	8	45	53	109	--	--	--	--	--
Pat Price	D	2	1980-82	128	8	52	60	459	10	1	1	2	49
Tom Price	D	6/25/28	1977-79	19	0	2	2	8	--	--	--	--	--
Ken Priestlay	C	18	1991-92	51	2	9	11	4	--	--	--	--	--
Wayne Primeau	C	15	2001-03	131	9	24	33	127	18	1	3	4	2
Sean Pronger	C	12	1998	7	1	0	1	2	5	0	0	0	4
Jean Pronovost	RW	19	1968-78	753	316	287	603	306	29	9	9	18	12
Jamie Pushor	D	3/4	2002-03	91	3	3	6	106	--	--	--	--	--
Taylor Pyatt	LW	17	2014	34	4	0	4	10	--	--	--	--	--
Q													
Dan Quinn	C	10/14/9	1986-90/ 96	270	111	165	276	224	11	6	3	9	10
R													
Mike Ramsey	D	6	1993-94	77	3	4	7	30	13	0	6	6	4
Mark Recchi	RW	18/8	1988-92/ 2005-07	389	154	231	385	238	29	10	28	38	33
Dylan Reese	D	42	2013	3	0	0	0	0	--	--	--	--	--
Stephane Richer	RW	44	2001-02	58	13	12	25	14	--	--	--	--	--
Gary Rissling	RW	10/15/ 20/23	1981-85	184	20	26	46	832	5	0	1	1	4
Jani Rita	RW	28	2006	30	3	4	7	4	--	--	--	--	--
Bob Rivard	LW	19	1967-68	27	5	12	17	4	--	--	--	--	--
Rene Robert	C	14	1971-72	49	7	11	18	42	--	--	--	--	--
Gary Roberts	LW	10	2007-08	57	10	18	28	66	16	4	4	8	34
Gord Roberts	D	14/28	1990-92	134	5	34	39	157	43	1	4	5	95
Luc Robitaille	LW	20	1994-95	46	23	19	42	37	12	7	4	11	26
Randy Robitaille	C	22	2002-03	81	15	32	47	24	--	--	--	--	--
Dave Roche	LW	51	1995-97	132	12	12	24	285	16	2	7	9	26
Tom Roulston	RW	12/18	1984-86	58	11	17	28	10	--	--	--	--	--
Mike Rowe	D	5/33	1984-87	11	0	0	0	11	--	--	--	--	--
Andre Roy	RW	36	2005-06	47	2	1	3	128	--	--	--	--	--
Michal Rozsival	D	28	1999-05	237	18	47	65	161	2	0	0	0	4
Duane Rupp	D	2	1969-74	265	21	83	104	170	10	2	2	4	8
Mike Rupp	RW	17	2009-11	162	22	14	36	244	18	1	1	2	12
Terry Ruskowski	LW	8	1985-87	142	40	74	114	309	--	--	--	--	--
Jarkko Ruutu	LW	37	2006-08	152	13	19	32	263	25	2	1	3	36
S													
Rocky Saganiuk	RW	28/11/33	1983-84	29	1	3	4	37	--	--	--	--	--

Player	POS	#	YEARS	REGULAR SEASON					PLAYOFFS				
				GP	G	A	PTS	PIM	GP	G	A	PTS	PIM
Kjell Samuelsson	D	23/28	1992-95	183	10	22	32	312	44	0	7	7	72
Mikael Samuelsson	RW	37	2003	22	2	0	2	8	--	--	--	--	--
Philip Samuelsson	D	55	2013	5	0	0	0	0	--	--	--	--	--
Ulf Samuelsson	D	5	1991-95	277	11	83	94	804	66	4	12	16	123
Derek Sanderson	C	16	1978	13	3	1	4	0	--	--	--	--	--
Tomas Sandstrom	RW	17	1994-97	172	71	84	155	168	36	7	5	12	50
Grant Sasser	C	19	1983-84	3	0	0	0	0	--	--	--	--	--
Miroslav Satan	RW	81	2008-09	65	17	19	36	36	17	1	5	6	11
Glen Sather	LW	16	1969-71	122	20	17	37	210	10	0	2	2	17
Ryan Savoia	C	18	1998	3	0	0	0	0	--	--	--	--	--
Ken Schinkel	RW	12	1967-73	371	93	143	236	88	13	6	1	7	4
Norm Schmidt	D	3/25	1983-88	125	23	33	56	73	--	--	--	--	--
Ron Schock	C	17	1969-77	619	124	280	404	201	29	2	12	14	23
Dwight Schofield	D	4	1986-87	25	1	6	7	59	--	--	--	--	--
Dave Schultz	LW	8	1977-79	113	13	34	47	533	--	--	--	--	--
Rod Schutt	LW	23/27	1978-84	278	77	92	169	177	22	8	6	14	26
Rob Scuderi	D	45/5/4	2004-09/13-15	460	4	53	57	139	67	1	7	8	16
Jeff Serowik	D	48/16	1998-99	26	0	6	6	16	--	--	--	--	--
Eddie Shack	LW	23/24	1972-73	87	30	29	59	96	4	0	1	1	15
Doug Shedden	RW	14	1981-86	332	123	159	282	148	--	--	--	--	--
Gregg Sheppard	C	20/19	1978-82	241	50	73	123	113	17	4	7	11	2
Jim Shires	LW	27	1973	18	1	2	3	2	--	--	--	--	--
Zach Sill	C	38	2013-15	62	1	2	3	72	--	--	--	--	--
Jon Sim	LW	39	2004	15	2	3	5	6	--	--	--	--	--
Roman Simicek	C	15	2000-01	29	3	6	9	30	--	--	--	--	--
Charlie Simmer	RW	13/16	1988-89	50	11	17	28	24	--	--	--	--	--
Bob Simpson	LW	28/33	1981-83	30	10	9	19	4	2	0	0	0	0
Craig Simpson	RW	18	1985-88	169	50	55	105	140	--	--	--	--	--
Reid Simpson	LW	33	2003-04	2	0	0	0	17	--	--	--	--	--
Ville Siren	D	5	1984-88	199	11	45	56	158	--	--	--	--	--
Michal Sivek	C	47/22	2002-03	38	3	3	6	14	--	--	--	--	--
Martin Skoula	D	41	2009-10	33	3	5	8	6	--	--	--	--	--
Pavel Skrbek	D	46	1999	4	0	0	0	2	--	--	--	--	--
John Slaney	D	32	1999-00	29	1	4	5	10	2	1	0	1	2
Jiri Slegr	D	71	1997-01	252	24	62	86	337	29	3	10	13	33
Doug Smith	C	15	1990	10	1	1	2	25	--	--	--	--	--
Nathan Smith	C	41	2008	13	0	0	0	2	--	--	--	--	--
Trevor Smith	LW	23	2013	1	0	0	0	0	--	--	--	--	--
Bryan Smolinski	C	8/20	1995-96	81	24	40	64	69	18	5	4	9	10
Carl Sneepe	D	59	2011	1	0	1	1	0	--	--	--	--	--
Ron Snell	RW	14/16	1968-70	7	3	2	5	6	--	--	--	--	--
Ted Snell	RW	10	1973-74	55	4	12	16	8	--	--	--	--	--
Martin Sonnenberg	LW	45/12	1998-02	58	2	3	5	19	7	0	0	0	0
Nick Spaling	C	13	2014-15	82	9	18	27	26	5	1	1	2	4

Player	POS	#	YEARS	REGULAR SEASON					PLAYOFFS				
				GP	G	A	PTS	PIM	GP	G	A	PTS	PIM
Billy Speer	D	25/23/17	1967-69	102	4	17	21	71	--	--	--	--	--
Brian Spencer	LW	22	1977-78	86	9	11	20	81	--	--	--	--	--
Jordan Staal	C	11	2006-12	431	120	128	248	231	73	23	13	36	34
Ron Stackhouse	D	28/3	1973-82	621	66	277	343	547	32	5	8	13	38
Paul Stanton	D	22/23	1990-93	206	11	38	49	199	44	2	10	12	66
Mike Stapleton	C	26	1992-94	136	11	13	24	28	4	0	0	0	0
Lee Stempniak	RW	22	2014	21	4	7	11	4	13	2	1	3	6
Brett Sterling	LW	12	2011	7	3	2	5	16	--	--	--	--	--
Kevin Stevens	LW	25	1987-95/ 2001	522	260	295	555	1048	103	46	60	106	170
Bob Stewart	D	8	1979-80	65	3	7	10	52	5	1	1	2	2
John Stewart	LW	20/23/25	1970-72	40	4	9	13	32	--	--	--	--	--
Karl Stewart	C	17	2006	3	0	0	0	2	--	--	--	--	--
Andre St. Laurent	C	34	1982-83	96	23	14	37	130	5	2	1	3	8
Alek Stojanov	LW	11/25	1996-98	45	2	4	6	86	9	0	0	0	19
Ryan Stone	LW	33	2007-09	8	0	1	1	7	--	--	--	--	--
Blaine Stoughton	RW	12	1973-74	34	5	6	11	8	--	--	--	--	--
Brian Strait	D	37	2011-12	12	0	1	1	4	3	0	0	0	0
Martin Straka	LW	82	1992-95/ 97-03	560	165	277	442	215	65	19	27	46	30
Art Stratton	LW	7	1967-68	58	16	21	37	16	--	--	--	--	--
Martin Strbak	D	6	2003-04	44	3	11	14	38	--	--	--	--	--
Mark Streit	D	32	2017	19	1	5	6	6	3	0	2	2	0
Bob Stumpf	D	29	1975	3	0	0	0	0	--	--	--	--	--
Steve Sullivan	LW	26	2011-12	79	17	31	48	20	6	2	4	6	4
Oskar Sundqvist	C	40	2016-17	28	1	3	4	6	2	0	0	0	0
Tomas Surovy	LW	43	2002-06	126	27	32	59	71	--	--	--	--	--
Brandon Sutter	C	16	2012-15	209	45	33	78	30	33	8	4	12	4
Rich Sutter	RW	9/23	1982-84	9	0	0	0	0	--	--	--	--	--
Gary Swain	LW	24	1968-69	9	1	1	2	0	--	--	--	--	--
George Swarbrick	RW	10/15	1969-70	31	1	7	8	36	--	--	--	--	--
Darryl Sydor	D	5	2007-08	82	2	13	15	28	4	0	0	0	2
Petr Sykora	RW	17	2007-09	157	53	56	109	77	27	6	4	10	16
T													
Jeff Taffe	LW	38/22	2007-09	53	5	9	14	10	--	--	--	--	--
Maxime Talbot	C	26/25	2005-11	388	52	56	108	324	66	14	19	33	87
Peter Taglianetti	D	32	1990-92/ 93-95	167	7	28	35	338	39	1	7	8	83
Dale Tallon	D	4/19	1978-80	95	10	33	43	53	4	0	0	0	4
Chris Tamer	D	2	1993-98	253	8	21	29	588	37	0	8	8	52
Eric Tangradi	LW	56/26/25	2010-13	45	1	4	5	26	3	0	1	1	0
Tony Tanti	RW	9	1990-91	83	20	30	50	66	--	--	--	--	--
Dick Tarnstrom	D	32	2002-06	174	28	75	103	140	--	--	--	--	--
Mark Taylor	C	16	1983-85	106	31	41	72	43	--	--	--	--	--
Greg Tebbutt	D	34	1983-84	24	0	2	2	31	--	--	--	--	--
Bill Thomas	RW	37	2008-09	16	2	1	3	2	--	--	--	--	--

Player	POS	#	YEARS	REGULAR SEASON					PLAYOFFS				
				GP	G	A	PTS	PIM	GP	G	A	PTS	PIM
Errol Thompson	LW	6	1981-82	34	6	8	14	12	--	--	--	--	--
Chris Thorburn	C	22	2006-07	39	3	2	5	69	--	--	--	--	--
Tom Thornbury	D	34	1983-84	14	1	8	9	16	--	--	--	--	--
Billy Tibbetts	RW	12	2000-02	62	2	7	9	188	--	--	--	--	--
Dave Tippett	LW/C	14	1992-93	74	6	19	25	56	12	1	4	5	14
German Titov	LW	9	1998-00	135	28	70	98	68	11	3	5	8	4
Rick Tocchet	RW	92/22	1992-94	150	76	103	179	435	32	15	22	37	68
Jeff Toms	C	46/9	2002	14	2	1	3	4	--	--	--	--	--
Tim Tookey	C	11	1983-84	8	0	2	2	2	--	--	--	--	--
Dan Trebil	D	3/23	2000	19	1	0	1	7	--	--	--	--	--
Bryan Trottier	C	19	1990-92/ 93-94	156	24	48	72	114	46	7	7	14	57
Ian Turnbull	D	7	1982-83	6	0	0	0	4	--	--	--	--	--
U													
Gene Ubriaco	LW/C	11	1967-69	114	33	26	59	30	--	--	--	--	--
Dom Uher	C	46	2014	2	0	0	0	0	--	--	--	--	--
V													
Garry Valk	LW	26/8/18	1997-98	56	5	5	10	58	--	--	--	--	--
Wayne Van Dorp	LW	22	1987-88	25	1	3	4	75	--	--	--	--	--
Ed Van Impe	D	2	1976-77	22	0	8	8	22	3	0	1	1	2
Ryan Vandenbussche	RW	37	2005-06	20	1	0	1	42	--	--	--	--	--
Joe Vitale	C	46	2011-14	163	8	27	35	115	23	0	1	1	22
Vladimir Vujtek	LW	19	2002	5	0	1	1	0	--	--	--	--	--
W													
Tim Wallace	RW	63/22	2008-11	24	0	2	2	12	--	--	--	--	--
David Warsofsky	D	5	2015- 16/16-17	19	1	1	2	6	--	--	--	--	--
Bryan Watson	D	5	1969-74	303	8	57	65	871	14	0	0	0	38
Steve Webb	RW	18	2003	5	0	0	0	2	--	--	--	--	--
Wally Weir	D	23	1985	14	0	3	3	34	--	--	--	--	--
Noah Welch	D	4	2005-07	27	2	4	6	24	--	--	--	--	--
Chris Wells	C	12	1995-96	54	2	2	4	59	--	--	--	--	--
Brad Werenka	D	5	1997-00	213	12	41	53	208	19	2	1	3	14
Ryan Whitney	D	6/19	2005-09	253	34	116	150	223	25	2	6	8	31
Jim Wiley	C	8	1972-74	26	0	4	4	2	--	--	--	--	--
Barry Wilkins	D	5	1974-76	134	5	56	61	203	6	0	1	1	4
Neil Wilkinson	D	6	1995-99	122	4	14	18	169	20	0	1	1	18
Jason Williams	C	19	2011-12	8	1	1	2	4	--	--	--	--	--
Landon Wilson	RW	26	2004	19	5	1	6	31	--	--	--	--	--
Mike Wilson	D	6/4	2001-02	21	1	1	2	17	--	--	--	--	--
Mitch Wilson	C	33	1986-87	17	2	1	3	83	--	--	--	--	--
Daniel Winnik	C	26	2015	21	2	7	9	8	5	0	0	0	2
Bennett Wolf	D	3/6/16	1980-83	30	0	1	1	133	--	--	--	--	--
Jason Woolley	D	22	1996-97	57	6	30	36	28	5	0	3	3	0

Player	POS	#	YEARS	REGULAR SEASON					PLAYOFFS				
				GP	G	A	PTS	PIM	GP	G	A	PTS	PIM
Bob Woytowich	D	3/20/23	1968-72	248	22	71	93	151	10	1	2	3	2
Tyler Wright	C	29	1996-00	238	17	16	33	317	30	3	2	5	40
X													
Y													
Harry York	C	32	1998	2	0	0	0	0	--	--	--	--	--
Scott Young	RW/LW	6/34	1990-91	43	11	16	27	33	17	1	6	7	2
Warren Young	LW	11/35	1983-85/ 86-88	152	49	52	101	311	--	--	--	--	--
Z													
Rod Zaine	C	24	1970-71	37	8	5	13	21	--	--	--	--	--
Zarley Zalapski	D	33	1987-91	190	33	102	135	160	11	1	8	9	13
Richard Zemlak	RW	18	1988-90	50	1	5	6	178	1	0	0	0	10
Mike Zigomanis	C	15	2008-09	22	2	4	6	27	--	--	--	--	--
Harry Zolnierczyk	LW	39	2013-14	13	2	0	2	12	--	--	--	--	--
Sergei Zubov	D	3/56	1995-96	64	11	55	66	22	18	1	14	15	26

GOALTENDERS

Player	POS	#	YEARS	REGULAR SEASON					PLAYOFFS				
				GP	W	L	T	GAA	GP	W	L	T	GAA
A													
Jean-Sebastien Aubin	G	30	1998-04	168	63	72	11	2.90	1	0	0	--	0.00
B													
Tom Barrasso	G	31/35	1988-00	460	226	153	53	3.27	101	56	42	--	2.91
Hank Bassen	G	1	1967-68	25	7	10	3	2.86	--	--	--	--	--
Les Binkley	G	30	1967-72	196	58	94	34	3.12	7	5	2	--	2.10
Martin Brochu	G	50	2003-04	1	0	0	0	1.82	--	--	--	--	--
Andy Brown	G	29/30	1973-74	45	16	20	6	3.78	--	--	--	--	--
C													
Sebastien Caron	G	31	2002-06	90	24	47	12	3.49	--	--	--	--	--
Alain Chevrier	G	30	1990	3	1	2	0	5.06	--	--	--	--	--
Andy Chiodo	G	40	2003-06	8	3	4	1	3.46	--	--	--	--	--
Mike Condon	G	1	2016	1	0	0	0	0.00	--	--	--	--	--
Ty Conklin	G	35	2007-08	33	18	8	5	2.51	--	--	--	--	--
John Curry	G	1/36	2008-10	4	2	2	0	3.79	--	--	--	--	--
D													
Joe Daley	G	1	1967-70	38	11	18	6	3.16	--	--	--	--	--
Philippe DeRouville	G	30	1994-97	3	1	2	0	3.16	--	--	--	--	--
Michel Dion	G	29	1981-85	151	42	79	20	4.28	5	2	3	--	4.34
Rob Dopson	G	1	1993-94	2	0	0	0	4.00	--	--	--	--	--
E													
Gary Edwards	G	30	1982	6	3	2	1	3.67	--	--	--	--	--
Marv Edwards	G	30	1968-69	1	0	1	0	3.00	--	--	--	--	--
Roy Edwards	G	1	1971-72	15	2	8	4	2.55	--	--	--	--	--
F													
Marc-Andre Fleury	G	29	2003-17	691	375	216	66	2.58	115	62	51	--	2.65
Brian Ford	G	31	1984-85	8	2	6	0	6.30	--	--	--	--	--
G													
Mathieu Garon	G	32	2009	4	2	1	0	2.91	1	0	0	--	0.00
Thomas Greiss	G	1	2014-15	20	9	6	3	2.59	--	--	--	--	--
Steve Guenette	G	1/30	1986-89	32	17	15	0	3.71	--	--	--	--	--
H													
Paul Harrison	G	1	1981-82	13	3	7	0	5.49	--	--	--	--	--
Johan Hedberg	G	1	2001-03	116	46	57	12	2.88	18	9	9	--	2.30
Denis Herron	G	1/29	1972-75/ 76-79/ 82-86	290	88	133	44	3.87	10	3	7	--	3.49

Player	POS	#	YEARS	REGULAR SEASON					PLAYOFFS				
				GP	W	L	T	GAA	GP	W	L	T	GAA
Paul Hoganson	G	1	1970-71	2	0	1	0	7.37	--	--	--	--	--
Rob Holland	G	1	1979-81	44	11	22	9	4.08	--	--	--	--	--
I													
Gary Inness	G	29/30	1973-76	100	39	37	13	3.34	9	5	4	--	2.67
J													
Bob Johnson	G	1	1974-75	12	3	4	1	5.04	--	--	--	--	--
Brent Johnson	G	1	2009-12	62	29	18	6	2.61	3	0	0	--	4.94
K													
L													
Patrick Lalime	G	40	1996-97	39	21	12	2	2.94	--	--	--	--	--
Gordon Laxton	G	1/30	1975-79	17	4	9	1	5.55	--	--	--	--	--
M													
Gilles Meloche	G	27	1985-88	104	34	43	17	3.65	--	--	--	--	--
Greg Millen	G	29	1978-81	135	57	56	18	3.83	10	4	6	--	3.84
N													
Cam Newton	G	1/30	1970-71/ 72-73	16	4	7	1	3.76	--	--	--	--	--
O													
P													
Rich Parent	G	31	2000-01	7	1	1	3	3.07	--	--	--	--	--
Alexander Pechurskiy	G	40	2009-10	1	0	0	0	1.67	--	--	--	--	--
Frank Pietrangelo	G	40	1987-92	87	34	32	3	4.13	5	4	1	--	3.13
Michel Plasse	G	31	1975-76	75	33	24	14	3.59	3	1	2	--	2.67
Q													
R													
Greg Redquest	G	25	1977-78	1	0	0	0	13.85	--	--	--	--	--
Nick Ricci	G	31	1979-83	19	7	12	0	4.36	--	--	--	--	--
Pat Riggan	G	1	1987-88	40	15	14	7	3.64	--	--	--	--	--
Roberto Romano	G	30/35	1982-87/ 93-94	125	46	62	8	3.96	--	--	--	--	--
Jim Rutherford	G	1/29	1971-74	115	44	49	14	3.14	4	0	4	--	3.50
S													
Dany Sabourin	G	30	2005-06/ 07-09	44	16	18	3	2.88	--	--	--	--	--
Peter Skudra	G	1	1997-00	74	26	22	11	2.65	1	0	0	0	3.00
Al Smith	G	29	1969-71	91	24	42	17	3.07	3	1	2	--	3.33

Player	POS	#	YEARS	REGULAR SEASON					PLAYOFFS				
				GP	W	L	T	GAA	GP	W	L	T	GAA
Garth Snow	G	34	2000-01	35	14	15	4	2.98	--	--	--	--	--
T													
Rick Tabaracci	G	31	1988-89	1	0	0	0	7.27	--	--	--	--	--
Bob Taylor	G	30	1976	2	0	1	0	5.38	--	--	--	--	--
Jocelyn Thibault	G	41	2005-07	38	8	17	5	3.52	1	0	0	0	0.00
Brad Thiessen	G	39	2012	5	3	1	0	3.72	--	--	--	--	--
Vincent Tremblay	G	31	1983-84	4	0	4	0	6.00	--	--	--	--	--
Ron Tugnutt	G	31	2000	7	4	2	0	2.41	11	6	5	--	1.77
U													
V													
Tomas Vokoun	G	92	2013	20	13	4	0	2.45	11	6	5	--	2.01
W													
Dunc Wilson	G	29	1976-78	66	23	30	10	3.53	--	--	--	--	--
Ken Wregget	G	31	1992-98	212	104	67	21	3.29	26	13	12	--	2.86
X													
Y													
Wendell Young	G	1	1988-92/ 95	111	42	47	5	4.14	1	0	0	--	1.54
Z													
Jeff Zatkoff	G	37	2013-16	35	16	14	3	2.66	2	1	1	--	3.08

GOALTENDERS

All-Time Statistics

NAME	GP	MP	GA	SO	GAA	W	L	T/OT	SV	SV%
Mike Condon	1	20	0	0	0.00	0	0	0	7	1.000
Alexander Pechurskiy	1	36	1	0	1.67	0	0	0	13	.923
Martin Brochu	1	33	1	0	1.82	0	0	0	18	.947
Matt Murray	62	3,515	136	5	2.32	41	12	5	1,669	.925
Ron Tugnutt	7	374	15	0	2.41	4	2	0	182	.924
Tomas Vokoun	20	1,029	42	3	2.45	13	4	0	477	.919
Ty Conklin	33	1,866	78	2	2.51	18	8	5	935	.923
Roy Edwards	15	847	36	0	2.55	2	8	4	355	.908
Marc-Andre Fleury	691	39,771	1,713	44	2.58	375	216	66	17,774	.912
Thomas Greiss	20	1,159	50	0	2.59	9	6	3	496	.908
Brent Johnson	62	3,216	140	1	2.61	29	18	6	1,364	.907
Peter Skudra	74	3,687	163	4	2.65	26	22	11	1,374	.894
Jeff Zatkoff	35	1,941	86	1	2.66	16	14	3	921	.915
Hank Bassen	25	1,299	62	1	2.86	7	10	3	616	.909
Johan Hedberg	116	6,832	328	7	2.88	46	57	12	2,973	.901
Dany Sabourin	44	2,252	108	2	2.88	16	18	3	1,073	.899
Mathieu Garon	4	205	10	0	2.91	2	1	0	94	.894
Jean-Sebastien Aubin	168	8,888	432	6	2.92	63	72	11	3,937	.901
Patrick Lalime	39	2,058	101	3	2.94	21	12	2	1,065	.913
Garth Snow	35	2,032	101	3	2.98	14	15	4	913	.900
Marv Edwards	1	60	3	0	3.00	0	1	0	30	.909
Tristan Jarry	1	59	3	0	3.06	0	1	0	22	.880
Rich Parent	7	332	17	0	3.07	1	1	3	133	.887
Al Smith	91	5,027	257	4	3.07	24	42	17	2,777	.899
Les Binkley	196	11,046	574	11	3.12	58	94	34	5,022	.897
Jim Rutherford	115	6,252	327	4	3.14	44	49	14	2,915	.899
Joe Daley	38	2,143	112	2	3.16	11	18	6	1,094	.906
Philippe DeRouville	3	119	9	0	3.16	1	2	0	84	.903
Tom Barrasso	460	25,879	1409	22	3.27	226	153	53	12,070	.895
Ken Wregget	212	11,737	644	6	3.29	104	67	21	5,640	.898
Gary Inness	100	5,366	299	2	3.34	39	37	13	2,591	.897
Andy Chiodo	8	486	28	0	3.46	3	4	1	238	.892
Sebastien Caron	90	4,933	287	4	3.49	24	47	12	2,653	.892
Jocelyn Thibault	38	1,908	112	1	3.52	8	17	5	1,004	.890
Dunc Wilson	66	3,807	224	5	3.53	23	30	10	1,750	.887
Michel Plasse	75	4,190	251	2	3.59	33	24	14	2,013	.889
Pat Riggin	40	2,157	131	0	3.64	15	14	7	916	.868
Gilles Meloche	104	5,726	348	0	3.65	34	43	17	2,491	.865
Gary Edwards	6	360	22	1	3.67	3	2	1	171	.886

All-Time Statistics

NAME	GP	MP	GA	SO	GAA	W	L	T/OT	SV	SV%
Steve Guenette	32	1,779	110	1	3.71	17	15	0	832	.883
Brad Thiessen	5	258	16	0	3.72	3	1	0	97	.858
Cam Newton	16	814	51	0	3.76	4	7	1	360	.876
Andy Brown	45	2,476	156	1	3.78	16	20	6	1,126	.878
John Curry	4	174	11	0	3.79	2	2	0	83	.868
Greg Millen	135	7,839	501	4	3.83	57	56	18	3,482	.874
Denis Herron	290	16,105	1040	6	3.87	88	133	44	8,072	.886
Roberto Romano	125	7,051	465	4	3.96	46	62	8	3,407	.880
Rob Dopson	2	45	3	0	4.00	0	0	0	20	.870
Rob Holland	44	2,513	171	1	4.08	11	22	9	1,060	.861
Frank Pietrangelo	87	4,478	308	1	4.13	34	32	3	2,125	.873
Wendell Young	111	5,576	385	1	4.14	42	47	5	2,710	.876
Michel Dion	151	8,477	605	0	4.28	42	79	20	3,998	.855
Nick Ricci	19	1,087	79	0	4.36	7	12	0	474	.857
Bob Johnson	12	476	40	0	5.04	3	4	1	237	.856
Alain Chevrier	3	166	14	0	5.06	1	2	0	75	.843
Bob Taylor	2	78	7	0	5.38	0	1	0	41	.837
Paul Harrison	13	700	64	0	5.49	3	7	0	288	.816
Gordon Laxton	17	800	74	0	5.55	4	9	1	359	.829
Vincent Tremblay	4	240	24	0	6.00	0	4	0	117	.830
Brian Ford	8	457	48	0	6.30	2	6	0	248	.838
Rick Tabaracci	1	33	4	0	7.27	0	0	0	17	.810
Paul Hoganson	2	57	7	0	7.37	0	1	0	21	.750
Greg Redquest	1	13	3	0	13.85	0	0	0	2	.400

TEAM OPERATIONS

General Managers									
NAME	DATES	GP	W	L	OTL	T	OT	PTS	PCT
Jack Riley*	6/6/67 to 5/1/70	226	73	117	--	36	--	182	.403
Red Kelly	5/1/70 to 1/29/72	126	33	64	--	29	--	95	.377
Jack Riley*	1/29/72 to 1/13/74	149	57	73	--	19	--	133	.446
Jack Button	1/13/74 to 7/1/75	117	54	44	--	19	--	127	.543
Wren Blair	7/1/75 to 12/3/76	105	44	44	--	17	--	105	.500
Baz Bastien	12/3/76 to 3/15/83	527	193	248	--	86	--	472	.448
NO GM	3/16/83 to 4/3/83	8	2	5	--	1	--	5	.313
Ed Johnston	5/27/83 to 4/14/88	400	140	220	--	40	--	320	.400
Tony Esposito	4/14/88 to 12/5/89	106	50	47	--	9	--	109	.514
Craig Patrick	12/5/89 to 4/20/06	1250	575	511	14	127	23	1314	.526
Ray Shero	5/25/06 to 5/16/14	622	373	193	56	--	--	802	.645
Jim Rutherford	6/6/14 to Present	246	141	74	31	--	--	313	.636
*Jack Riley's Combined Record		375	130	190	--	55	--	315	.420

OTL = overtime and shootout losses from 2005-06 to present

T = ties from 1967 to 2003-04

OT = overtime losses from 1999-2000 to 2003-04

TEAM OPERATIONS

Head Coaches

NAME	DATES	GP	W	L	OTL	T	OT	PTS	PCT
Red Sullivan	6/6/67 to 3/31/69	150	47	79	--	24	--	118	.393
Red Kelly	7/2/69 to 1/13/73	274	90	132	--	52	--	232	.423
Ken Schinkel*	1/13/73 to 2/6/74	86	29	49	--	8	--	66	.384
Marc Boileau	2/6/74 to 1/17/76	151	66	61	--	24	--	156	.517
Ken Schinkel*	1/17/76 to 5/19/77	117	54	43	--	20	--	128	.547
Johnny Wilson	6/13/77 to 5/8/80	240	91	105	--	44	--	226	.471
Ed Johnston**	7/15/80 to 7/20/83	240	79	126	--	35	--	193	.402
Lou Angotti	7/20/83 to 6/4/84	80	16	58	--	6	--	38	.238
Bob Berry	6/4/84 to 4/13/87	240	88	127	--	25	--	201	.419
Pierre Creamer	6/4/87 to 6/14/88	80	36	35	--	9	--	81	.506
Gene Ubriaco	6/28/88 to 12/5/89	106	50	47	--	9	--	109	.514
Craig Patrick***	12/5/89 to 6/12/90	54	22	26	--	6	--	50	.463
Bob Johnson	6/12/90 to 10/1/91	80	41	33	--	6	--	88	.550
Scotty Bowman	10/1/91 to 5/28/93	164	95	53	--	16	--	206	.628
Ed Johnston**	6/22/93 to 3/3/97	276	153	98	--	25	--	331	.600
Craig Patrick***	3/3/97 to 4/26/97	20	7	10	--	3	--	17	.425
Kevin Constantine	6/14/97 to 12/9/99	189	86	64	--	35	4	211	.558
Herb Brooks	12/9/99 to 5/9/00	57	29	21	--	5	2	65	.570
Ivan Hlinka	6/21/00 to 10/14/01	86	42	32	--	9	3	96	.558
Rick Kehoe	10/14/01 to 4/15/03	160	55	81	--	14	10	134	.419
Eddie Olczyk	10/10/03 to 12/15/05	113	31	64	6	8	4	80	.354
Michel Therrien	12/15/05 to 2/15/09	272	135	105	32	--	--	302	.555
Dan Bylsma	2/15/09 to 6/6/14	401	252	117	32	--	--	536	.668
Mike Johnston	6/25/14 to 12/12/15	110	58	37	15	--	--	131	.595
Mike Sullivan	12/12/15 to Present	136	83	37	16	--	--	182	.669
*Ken Schinkel's Combined Record		203	83	92	--	28	--	194	.478
**Ed Johnston's Combined Record		516	232	224	--	60	--	524	.508
***Craig Patrick's Combined Record		74	29	36	--	9	--	67	.453

OTL = overtime and shootout losses from 2005-06 to present

T = ties from 1967 to 2003-04

OT = overtime losses from 1999-2000 to 2003-04

COACHES YEARLY

Year	Coach	GP	W	L	T	PTS	GF	GA	PCT
1967-68	Red Sullivan	74	27	34	13	67	195	216	.453
	Home	37	15	12	10	40	115	101	.541
	Road	37	12	22	3	27	80	115	.365
<i>Fifth in Western Division - 10th of 12 teams - Did not make playoffs</i>									
1968-69	Red Sullivan	76	20	45	11	51	189	252	.336
	Home	38	12	20	6	30	99	113	.395
	Road	38	8	25	5	21	90	139	.276
<i>Fifth in Western Division - 11th of 12 teams - Did not make playoffs</i>									
1969-70	Red Kelly	76	26	38	12	64	182	238	.421
	Home	38	17	13	8	42	105	108	.553
	Road	38	9	25	4	22	77	130	.289
<i>Second in Western Division - 7th of 12 teams</i>									
<i>Eliminated Oakland, 4-0, in Quarterfinals; Lost to St. Louis, 4-2, in Semifinals</i>									
1970-71	Red Kelly	78	21	37	20	62	221	240	.397
	Home	39	18	12	9	45	126	92	.576
	Road	39	3	25	11	17	95	148	.218
<i>Sixth in Western Division - 11th of 14 teams - Did not make playoffs</i>									
1971-72	Red Kelly	78	26	38	14	66	220	258	.423
	Home	39	18	15	6	42	132	125	.538
	Road	39	8	23	8	24	88	133	.308
<i>Fourth in Western Division - 9th of 14 teams - Lost to Chicago, 4-0, in Quarterfinals</i>									
1972-73	TOTAL	78	32	37	9	73	257	265	.468
	Red Kelly	42	17	19	6	40	144	137	.476
	Ken Schinkel	36	15	18	3	33	113	128	.458
	Home	39	24	11	4	52	150	104	.667
	Road	39	8	26	5	21	107	161	.269
<i>Ken Schinkel Replaced Red Kelly on Jan. 13, 1973</i>									
<i>Fifth in Western Division - 10th of 16 teams - Did not make playoffs</i>									
1973-74	TOTAL	78	28	41	9	65	242	273	.417
	Ken Schinkel	50	14	31	5	33	138	185	.330
	Marc Boileau	28	14	10	4	32	104	88	.571
	Home	39	15	18	6	36	124	116	.462
	Road	39	13	23	3	29	118	157	.371
<i>Marc Boileau replaced Ken Schinkel on Feb. 6, 1974</i>									
<i>Fifth in Western Division - 11th of 16 teams - Did not make playoffs</i>									
1974-75	Marc Boileau	80	37	28	15	89	326	289	.556
	Home	40	25	5	10	60	192	113	.750
	Road	40	12	23	5	29	134	176	.363
<i>Third in Norris Division - 6th of 18 teams</i>									
<i>Eliminated St. Louis, 2-0, in Preliminary Round; Lost to NY Islanders, 4-3, in Quarterfinals</i>									

Year	Coach	GP	W	L	T	PTS	GF	GA	PCT
1975-76	TOTAL	80	35	33	12	82	339	303	.513
	Marc Boileau	43	15	23	5	35	161	181	.407
	Ken Schinkel	37	20	10	7	47	178	122	.635
	Home	40	23	11	6	52	196	137	.650
	Road	40	12	22	6	30	143	166	.375
<i>Ken Schinkel replaced Marc Boileau on Jan. 17, 1976; Third in Norris Division - 8th of 18 teams Lost to Toronto, 2-1, in Preliminary Round</i>									
1976-77	Ken Schinkel	80	34	33	13	81	240	252	.506
	Home	40	22	12	6	50	139	119	.625
	Road	40	12	21	7	31	101	133	.386
<i>Third in Norris Division - 7th of 18 teams - Lost to Toronto, 2-1, in Preliminary Round</i>									
1977-78	Johnny Wilson	80	25	37	18	68	254	321	.425
	Home	40	16	15	9	41	143	147	.513
	Road	40	9	22	9	27	111	174	.338
<i>Fourth in Norris Division - 12th of 18 teams - Did not make playoffs</i>									
1978-79	Johnny Wilson	80	36	31	13	85	281	279	.531
	Home	40	23	12	5	51	152	120	.638
	Road	40	13	19	8	34	129	159	.425
<i>Second in Norris Division - 8th of 18 teams - Eliminated Buffalo, 2-1, in Preliminary Round; Lost to Boston, 4-0, in Quarterfinals</i>									
1979-80	Johnny Wilson	80	30	37	13	73	251	303	.456
	Home	40	20	13	7	47	145	134	.588
	Road	40	10	24	6	26	106	169	.325
<i>Third in Norris Division - 13th of 21 teams - Lost to Boston, 3-2, in Preliminary Round</i>									
1980-81	Ed Johnston	80	30	37	13	73	302	345	.456
	Home	40	21	16	3	45	160	154	.563
	Road	40	9	21	10	28	142	191	.350
<i>Third in Norris Division - 15th of 21 teams - Lost to St. Louis, 3-2, in Preliminary Round</i>									
1981-82	Ed Johnston	80	31	36	13	75	310	337	.469
	Home	40	21	11	8	50	167	143	.625
	Road	40	10	25	5	25	143	194	.313
<i>Fourth in Patrick Division - 12th of 21 teams - Lost to NY Islanders, 3-2, in Preliminary Round</i>									
1982-83	Ed Johnston	80	18	53	9	45	257	394	.281
	Home	40	14	22	4	32	134	170	.400
	Road	40	4	31	5	13	123	224	.163
<i>Sixth in Patrick Division - 21st of 21 teams - Did not make playoffs</i>									
1983-84	Lou Angotti	80	16	58	6	38	254	390	.238
	Home	40	7	29	4	18	132	182	.225
	Road	40	9	29	2	20	122	208	.250
<i>Sixth in Patrick Division - 21st of 21 teams - Did not make playoffs</i>									
1984-85	Bob Berry	80	24	51	5	53	276	385	.331
	Home	40	17	20	3	37	150	171	.463
	Road	40	7	31	2	16	126	214	.200
<i>Sixth in Patrick Division - 20th of 21 teams - Did not make playoffs</i>									

Year	Coach	GP	W	L	T	PTS	GF	GA	PCT
1985-86	Bob Berry	80	34	38	8	76	313	305	.475
	Home	40	20	15	5	45	155	133	.563
	Road	40	14	23	3	31	158	172	.388
<i>Fifth in Patrick Division - 15th of 21 teams - Did not make playoffs</i>									
1986-87	Bob Berry	80	30	38	12	72	297	290	.450
	Home	40	19	15	6	44	164	145	.550
	Road	40	11	23	6	28	133	145	.350
<i>Fifth in Patrick Division - 14th of 21 teams - Did not make playoffs</i>									
1987-88	Pierre Creamer	80	36	35	9	81	319	316	.506
	Home	40	22	12	6	50	171	140	.625
	Road	40	14	23	3	31	148	176	.388
<i>Sixth in Patrick Division - 12th of 21 teams - Did not make playoffs</i>									
1988-89	Gene Ubriaco	80	40	33	7	87	347	349	.544
	Home	40	24	13	3	51	184	159	.638
	Road	40	16	20	4	36	163	190	.450
<i>Second in Patrick Division - 6th of 21 teams Eliminated NY Rangers, 4-0, in Division Semifinals; Lost to Philadelphia, 4-3, Division Finals</i>									
1989-90	TOTAL	80	32	40	8	72	318	359	.450
	Gene Ubriaco	26	10	14	2	22	101	110	.423
	Craig Patrick	54	22	26	6	50	217	249	.462
	Home	40	22	15	3	47	178	166	.588
	Road	40	10	25	5	25	140	193	.313
<i>Craig Patrick replaced Gene Ubriaco on Dec. 10, 1989 Fifth in Patrick Division - 17th of 21 teams - Did not make playoffs</i>									
1990-91	Bob Johnson	80	41	33	6	88	342	305	.550
	Home	40	25	12	3	53	184	132	.663
	Road	40	16	21	3	35	158	173	.438
<i>First in Patrick Division - 7th of 21 teams Eliminated New Jersey, 4-3, in Division Semifinals; Eliminated Washington, 4-1, in Division Finals; Eliminated Boston, 4-2, in Conference Final; Defeated Minnesota, 4-2, in Stanley Cup Final</i>									
1991-92	Scotty Bowman	80	39	32	9	87	343	308	.544
	Home	40	21	13	6	48	192	154	.600
	Road	40	18	19	3	39	151	154	.488
<i>Third in Patrick Division - 6th of 22 teams - Eliminated Washington, 4-3, in Division Semifinals; Eliminated NY Rangers, 4-3, in Division Finals; Eliminated Boston, 4-2, in Conference Final; Defeated Chicago, 4-0, in Stanley Cup Final</i>									
1992-93	Scotty Bowman	84	56	21	7	119	367	268	.708
	Home	41	31	6	4	66	198	128	.805
	Road	41	23	15	3	49	159	136	.598
	Neutral	2	2	0	0	4	10	4	1.000
<i>First in Patrick Division - 1st of 24 teams Eliminated New Jersey, 4-1, in Division Semifinals; Lost to NY Islanders, 4-3, in Division Finals</i>									
1993-94	Ed Johnston	84	44	27	13	101	299	285	.601
	Home	41	24	9	8	56	155	128	.683
	Road	41	18	18	5	41	132	153	.500
	Neutral	2	2	0	0	4	12	4	1.000
<i>First in Northeast Division - 3rd of 26 teams - Lost to Washington, 4-2, Conference Quarterfinals</i>									

Year	Coach	GP	W	L	T	PTS	GF	GA	PCT
1994-95	Ed Johnston	48	29	16	3	61	181	158	.635
	Home	24	18	5	1	37	103	71	.771
	Road	24	11	11	2	24	78	87	.500
<i>Second in Northeast Division - 3rd of 26 teams - Eliminated Washington, 4-3, in Conference Quarterfinals; Lost to New Jersey, 4-1, in Conference Semifinals</i>									
1995-96	Ed Johnston	82	49	29	4	102	362	284	.622
	Home	41	32	9	0	64	215	136	.780
	Road	41	17	20	4	38	147	148	.463
<i>First in Northeast Division - 4th of 26 teams Eliminated Washington, 4-2, in Conference Quarterfinals; Eliminated NY Rangers, 4-1, in Conference Semifinals; Lost to Florida, 4-3, in Conference Finals</i>									
1996-97	TOTAL	82	38	36	8	84	285	280	.512
	Ed Johnston	62	31	26	5	67	220	205	.540
	Craig Patrick	20	7	10	3	17	65	75	.425
	Home	41	25	11	5	55	154	122	.671
	Road	41	13	25	3	29	131	158	.254
<i>Craig Patrick replaced Ed Johnston on March 3, 1997 Second in Northeast Division - 10th of 26 teams Lost to Philadelphia, 4-1, in Conference Quarterfinals</i>									
1997-98	Kevin Constantine	82	40	24	18	98	228	188	.598
	Home	41	21	10	10	52	125	98	.634
	Road	41	19	14	8	46	103	90	.561
<i>First in Northeast Division - 4th of 26 teams - Lost to Montreal, 4-2, in Conference Quarterfinals</i>									
1998-99	Kevin Constantine	82	38	30	14	90	242	225	.549
	Home	41	21	10	10	52	132	103	.634
	Road	41	17	20	4	38	110	122	.463
<i>Third in Atlantic Division - 11th of 27 teams Eliminated New Jersey, 4-3, in Conference Quarterfinals; Lost to Toronto, 4-2, Conference Semifinals</i>									
1999-00	TOTAL	82	37	37	8 (6)	88	241	236	.537
	Kevin Constantine	25	8	14	3 (4)	23	76	76	.460
	Herb Brooks	57	29	23	5 (2)	65	165	160	.570
	Home	41	23	11	7 (0)	53	134	107	.646
	Road	41	14	26	1 (6)	35	107	129	.427
<i>Herb Brooks replaced Kevin Constantine on Dec. 9, 1999 Third in Atlantic Division - 13th of 28 teams Eliminated Washington, 4-1, in Conference Quarterfinals; Lost to Philadelphia, 4-2, Conference Semifinals</i>									
2000-01	Ivan Hlinka	82	42	28	9 (3)	96	281	256	.585
	Home	41	24	15	2 (0)	50	142	125	.610
	Road	41	18	13	7 (3)	46	139	131	.560
<i>Third in Atlantic Division - 10th of 30 teams Eliminated Washington, 4-2, in Conference Quarterfinals; Eliminated Buffalo, 4-3, in Conference Semifinals; Lost to New Jersey, 4-1, in Conference Finals</i>									
2001-02	TOTAL	82	28	41	8 (5)	69	198	249	.421
	Ivan Hlinka	4	0	4	0	0	17	17	.000
	Rick Kehoe	78	28	37	8 (5)	69	181	232	.442
	Home	41	16	20	4 (1)	37	114	128	.451
	Road	41	12	21	4 (4)	32	84	121	.390
<i>Rick Kehoe replaced Ivan Hlinka on Oct. 14, 2001 Fifth in Atlantic Division - 26th of 30 teams - Did not make playoffs</i>									

Year	Coach	GP	W	L	T/OTL	PTS	GF	GA	PCT
2002-03	Rick Kehoe	82	27	44	6 (5)	65	189	255	.396
	Home	41	15	22	2 (2)	34	99	132	.415
	Road	41	12	22	4 (3)	31	90	123	.378
<i>Fifth in Atlantic Division - 29th of 30 teams - Did not make playoffs</i>									
2003-04	Eddie Olczyk	82	23	47	8 (4)	58	190	303	.354
	Home	41	13	22	6 (0)	32	95	145	.390
	Road	41	10	25	2 (4)	26	95	158	.371
<i>Fifth in Atlantic Division - 30th of 30 teams - Did not make playoffs</i>									
2005-06	TOTAL	82	22	46	14	58	243	310	.354
	Eddie Olczyk	31	8	17	6	22	81	123	.355
	Michel Therrien	51	14	29	8	36	162	187	.353
	Home	41	12	21	8	32	132	153	.390
	Road	41	10	25	6	26	111	157	.317
<i>Michel Therrien replaced Eddie Olczyk on Dec. 15, 2005</i>									
<i>Fifth in Atlantic Division - 29th of 30 teams - Did not make playoffs</i>									
2006-07	Michel Therrien	82	47	24	11	105	267	240	.640
	Home	41	26	10	5	57	131	101	.695
	Road	41	21	14	6	48	136	139	.585
<i>Second in Atlantic Division - 10th of 30 teams - Lost to Ottawa, 4-1, in Conference Quarterfinals</i>									
2007-08	Michel Therrien	82	47	27	8	102	240	212	.622
	Home	41	26	10	5	57	134	94	.695
	Road	41	21	17	3	45	106	118	.549
<i>First in Atlantic Division - 4th of 30 teams</i>									
<i>Eliminated Ottawa, 4-0, in Conference Quarterfinals; Eliminated NY Rangers, 4-1, in Conference Semifinals; Eliminated Philadelphia, 4-1, in Conference Final; Lost to Detroit, 4-2, in Stanley Cup Final</i>									
2008-09	TOTAL	82	45	28	9	99	258	233	.604
	Michel Therrien	57	27	25	5	59	167	172	.518
	Dan Bylsma	25	18	3	4	40	91	61	.800
	Home	41	25	13	3	53	131	102	.646
	Road	41	20	15	6	46	129	131	.561
<i>Dan Bylsma replaced Michel Therrien on Feb. 15, 2009</i>									
<i>Second in Atlantic Division - 8th of 30 teams</i>									
<i>Eliminated Philadelphia, 4-2, in Conference Quarterfinals; Eliminated Washington, 4-3, in Conference Semifinals; Eliminated Carolina, 4-0, in Conference Final; Defeated Detroit, 4-3, in Stanley Cup Final</i>									
2009-10	Dan Bylsma	82	47	28	7	101	249	235	.616
	Home	41	25	12	4	54	140	113	.659
	Road	41	22	16	3	47	109	122	.573
<i>Second in Atlantic Division - 8th of 30 teams</i>									
<i>Eliminated Ottawa, 4-2, in Conference Quarterfinals; Lost to Montreal, 4-3, in Conference Semifinals</i>									
2010-11	Dan Bylsma	82	49	25	8	106	228	196	.646
	Home	41	25	14	2	52	116	94	.634
	Road	41	24	11	6	54	112	102	.659
<i>Second in Atlantic Division - 3rd (tied) of 30 teams - Lost to Tampa Bay, 4-3, in Conference Quarterfinals</i>									
2011-12	Dan Bylsma	82	51	25	6	108	273	218	.659
	Home	41	29	10	2	60	146	103	.732
	Road	41	22	15	4	48	127	115	.585
<i>Second in Atlantic Division - 4th of 30 teams - Lost to Philadelphia, 4-2, in Conference Quarterfinals</i>									

Year	Coach	GP	W	L	OTL	PTS	GF	GA	PCT
2012-13	Dan Bylsma	48	36	12	0	72	162	119	.750
	Home	24	18	6	0	36	78	52	.750
	Road	24	18	6	0	36	84	67	.750
<i>First in Atlantic Division - 2nd of 30 teams - Eliminated NY Islanders, 4-2, in Conference Quarterfinals; Eliminated Ottawa, 4-1, in Conference Semifinals; Lost to Boston, 4-0, in Conference Final</i>									
2013-14	Dan Bylsma	82	51	24	7	109	242	204	.665
	Home	41	28	9	4	60	132	93	.732
	Road	41	23	15	3	49	110	111	.598
<i>First in Metropolitan Division - 6th of 30 teams - Eliminated Columbus, 4-2, in First Round; Lost to NY Rangers, 4-3, in Second Round</i>									
2014-15	Mike Johnston	82	43	27	12	98	217	204	.598
	Home	41	23	14	4	50	116	103	.610
	Road	41	20	13	8	48	101	101	.585
<i>Fourth in Metropolitan Division - 15th of 30 teams - Lost to NY Rangers, 4-1, in First Round</i>									
2015-16	TOTAL	82	48	26	8	104	241	199	.634
	Mike Johnston	28	15	10	3	33	66	65	.589
	Mike Sullivan	54	33	16	5	71	175	134	.657
	Home	41	26	11	4	56	131	101	.683
	Road	41	22	15	4	48	110	98	.585
<i>Mike Sullivan replaced Mike Johnston on Dec. 12, 2015 Second in Metropolitan Division - 4th of 30 teams Eliminated NY Rangers, 4-1, in First Round; Eliminated Washington, 4-2, in Second Round; Eliminated Tampa Bay, 4-3, in Conference Final; Defeated San Jose, 4-2, in Stanley Cup Final</i>									
2016-17	Mike Sullivan	82	50	21	11	111	278	229	.677
	Home	41	31	6	4	66	156	108	.805
	Road	41	19	15	7	45	122	121	.549
<i>Second in Metropolitan Division - 2nd of 30 teams Eliminated Columbus, 4-1, in First Round; Eliminated Washington, 4-3, in Second Round; Eliminated Ottawa, 4-3, in Conference Final; Defeated Nashville, 4-2, in Stanley Cup Final</i>									

OTL = overtime and shootout losses from 2005-06 to present

T = ties from 1967 to 2003-04

[] = overtime losses from 1999-2000 to 2003-04

CAPTAINS, PRESIDENTS, SCOUTS

Presidents

1967-70	Jack E. McGregor
1970-72	Jack Riley
1973-74	No President
1975-77	Wren Blair
1977-81	Vince Bartimo
1981-88	Edward J. DeBartolo, Sr.
1988-91	Denise DeBartolo-York
1991-92	Howard Baldwin
1993-96	Jack Kelley
1996-97	Donn Patton
1998-99	Craig Patrick
1999-01	Mario Lemieux
2001-02	Tom Rooney/Ken Sawyer
2002-07	Ken Sawyer
2007-Present	David Morehouse

Captains

1967-68	Ab McDonald
1968-69	Earl Ingarfield
1969-73	No Captain
1973-77	Ron Schock
1977-78	Jean Pronovost
1978-81	Orest Kindrachuk
1981-84	Randy Carlyle
1984-86	Mike Bullard
1986-87	Mike Bullard/Terry Ruskowski
1987-88	Dan Frawley/Mario Lemieux
1988-94	Mario Lemieux
1994-95	Ron Francis
1995-97	Mario Lemieux
1997-98	Ron Francis
1998-01	Jaromir Jagr
2001-06	Mario Lemieux
2006-07	No Captain
2007-Present	Sidney Crosby

Scouts

Edgar Brenchley	[1967-70 & 1971-73]	Charlie Hodge	[1989-05]	Dan MacKinnon	[2006-16]
Rudy Migay	[1967-68 & 1971-75]	Doug McCauley	[1989-91]	Chris DePiero	[2012-16]
Ken Carson	[1967-68]	Ralph Cox	[1989-99]	Ron Pyette	[2008-17]
"Red" Sullivan	[1969-70]	Pierre McGuire	[1990-91]	Randy Sexton	[2010-17]
Dave Lucas	[1969-75]	Mark Kelley	[1993-06]	Scott Bell	[2012-17]
Clare Rothermel	[1969-75 & 1977-84]	Phil Russell	[1993-97]	Jay Heinbuck	[2006-present]
Ron Marlow	[1971-72]	Glenn Patrick	[1994-06]	Patrik Allvin	[2006-present]
Dick Coss	[1971-72]	Herb Brooks	[1996-03]	Wayne Meier	[2006-present]
Gerry Brown	[1971-74]	Wayne Daniels	[1999-05]	Brian Fitzgerald	[2006-present]
Jack Riley	[1974-75]	Neil Shea	[1999-06]	Derek Clancey	[2007-present]
Ken Schinkel	[1974-76]	Richard Rose	[2001-05]	Luc Gauthier	[2008-present]
Gerald Blair	[1976-77]	Chuck Grillo	[2001-11]	Al Santilli	[2011-present]
Billy Taylor	[1979-86]	Matt Recchi	[2005-08]	Tommy Westlund	[2011-present]
Albert Mandanici	[1981-88]	Kevin Stevens	[2005-12]	Gilles Meloche	[1990-06; 2013-present]
Lou Angotti	[1984-86]	Bill O'Flaherty	[2006-07]	Warren Young	[2013-present]
Bruce Haralson	[1984-89]	Darryl Plandowski	[2006-08]	Frank Golden	[2014-present]
John Gill	[1985-95]	Robert Neuhauser	[2006-11]	Colin Alexander	[2015-present]
Paul Goulet	[1986-88]	Jim Madigan	[2006-11]	Petri Pakaslahti	[2015-present]
Doug Wood	[1986-88]	David McNamara	[2007-12]	Ryan Bowness	[2016-present]
Rick Kehoe	[1986-06]	Dave Allison	[2009-12]	Casey Torres	[2016-present]
Fred Gore	[1987-89]	Andre Savard	[2009-14]	Jamie Huffman	[2017-present]
Greg Malone	[1988-06]	Don Waddell	[2012-14]		
Les Binkley	[1989-99]	Erkki Rajamaki	[2013-15]		

ALL-TIME LEADERS

Games Played

SEASON			CAREER	
Joe Mullen	84	1993-94	Mario Lemieux	915
Larry Murphy	84	1993-94	Jaromir Jagr	806
Martin Straka	84	1993-94	Sidney Crosby	782
Ron Francis	84	1992-93	Jean Pronovost	753
Shawn McEachern	84	1992-93	Rick Kehoe	722
Kevin Stevens	83	1993-94	Evgeni Malkin	706
Larry Murphy	83	1992-93	Brooks Orpik	703
33 Players Tied With 82			Marc-Andre Fleury	691
			Ron Stackhouse	621
			Ron Schock	619
			Kris Letang	603
			Dave Burrows	573
			Bob Errey	572

Goals

SEASON			CAREER	
Mario Lemieux	85	1988-89	Mario Lemieux	690
Mario Lemieux	70	1987-88	Jaromir Jagr	439
Mario Lemieux	69	1995-96	Sidney Crosby	382
Mario Lemieux	69	1992-93	Evgeni Malkin	328
Jaromir Jagr	62	1995-96	Jean Pronovost	316
Kevin Stevens	55	1992-93	Rick Kehoe	312
Rick Kehoe	55	1980-81	Kevin Stevens	260
Kevin Stevens	54	1991-92	Mike Bullard	185
Mario Lemieux	54	1986-87	Chris Kunitz	169
Pierre Larouche	53	1975-76	Martin Straka	165
Jaromir Jagr	52	2000-01	Ron Francis	164
Jean Pronovost	52	1975-76	Mark Recchi	154
Sidney Crosby	51	2009-10	Joe Mullen	153
Mike Bullard	51	1983-84	Alexei Kovalev	151
Evgeni Malkin	50	2011-12	Syl Apps	151
Mario Lemieux	50	1996-97	Rob Brown	150

Assists

SEASON			CAREER	
Mario Lemieux	114	1988-89	Mario Lemieux	1,033
Mario Lemieux	98	1987-88	Sidney Crosby	645
Mario Lemieux	93	1985-86	Jaromir Jagr	640
Mario Lemieux	92	1995-96	Evgeni Malkin	504
Ron Francis	92	1995-96	Ron Francis	449
Mario Lemieux	91	1992-93	Syl Apps	349
Jaromir Jagr	87	1995-96	Paul Coffey	332
Mario Lemieux	87	1991-92	Rick Kehoe	324
Sidney Crosby	84	2006-07	Kris Letang	299
			Kevin Stevens	295
			Jean Pronovost	287

Points

SEASON			CAREER	
Mario Lemieux	199	1988-89	Mario Lemieux	1,723
Mario Lemieux	168	1987-88	Jaromir Jagr	1,079
Mario Lemieux	161	1995-96	Sidney Crosby	1,027
Mario Lemieux	160	1992-93	Evgeni Malkin	832
Jaromir Jagr	149	1995-96	Rick Kehoe	636
Mario Lemieux	141	1985-86	Ron Francis	613
Mario Lemieux	131	1991-92	Jean Pronovost	603
Jaromir Jagr	127	1998-99	Kevin Stevens	555
Kevin Stevens	123	1991-92	Syl Apps	500
Mario Lemieux	123	1989-90	Martin Straka	442
Mario Lemieux	122	1996-97	Paul Coffey	440
Jaromir Jagr	121	2000-01	Ron Schock	404
Sidney Crosby	120	2006-07	Chris Kunitz	388
Ron Francis	119	1995-96	Kris Letang	386
Rob Brown	115	1988-89	Mark Recchi	385
			Greg Malone	364
			Mike Bullard	360

Power-Play Goals

SEASON			CAREER	
Mario Lemieux	31	1995-96	Mario Lemieux	236
Mario Lemieux	31	1988-89	Evgeni Malkin	119
Kevin Stevens	26	1992-93	Sidney Crosby	115
Rob Brown	24	1988-89	Jaromir Jagr	110
Mario Lemieux	22	1987-88	Kevin Stevens	110
Kevin Stevens	21	1993-94	Rick Kehoe	95
Dan Quinn	21	1987-88	Jean Pronovost	69
Paul Gardner	21	1981-82	Rob Brown	68
Four Players Tied With 20			Mark Recchi	61
			Paul Gardner	59
			Chris Kunitz	56
			Mike Bullard	58

Power-Play Points/Assists (Season)

POINTS			ASSISTS		
Mario Lemieux	80	1988-89	Mario Lemieux	58	1987-88
Mario Lemieux	80	1987-88	Paul Coffey	53	1988-89
Mario Lemieux	79	1995-96	Mario Lemieux	49	1988-89
Paul Coffey	64	1988-89	Sidney Crosby	48	2006-07
Mario Lemieux	62	1985-86	Mario Lemieux	48	1995-96
Sidney Crosby	61	2006-07	Mario Lemieux	45	1985-86
Mario Lemieux	55	1992-93	Ron Francis	42	1995-96
Ron Francis	54	1995-96	Ron Francis	40	1992-93
Jaromir Jagr	51	1995-96	Three Players Tied	39	

Shorthanded Goals

SEASON			CAREER	
Mario Lemieux	13	1988-89	Mario Lemieux	49
Mario Lemieux	10	1987-88	Ron Schock	14
Mario Lemieux	8	1995-96	Jean Pronovost	14
Jordan Staal	7	2006-07	Jordan Staal	13
Mario Lemieux	6	1992-93	Maxime Talbot	12
Ryan Malone	5	2005-06	George Ferguson	12
Eight Players Tied With 4			Ryan Malone	11
			Syl Apps	11
			Phil Bourque	10
			Martin Straka	9
			Jaromir Jagr	9
			Bob Errey	9

Game-Winning Goals

SEASON			CAREER	
Jaromir Jagr	12	1995-96	Jaromir Jagr	78
Petr Sykora	10	2008-09	Mario Lemieux	74
Jaromir Jagr	10	2000-01	Evgeni Malkin	56
Mario Lemieux	10	1992-93	Sidney Crosby	51
Sidney Crosby	9	2015-16	Jean Pronovost	42
Evgeni Malkin	9	2011-12	Chris Kunitz	28
Alexei Kovalev	9	2000-01	Kevin Stevens	27
Joe Mullen	9	1993-94	Rick Kehoe	26
Jaromir Jagr	9	1992-93	Martin Straka	26
Mark Recchi	9	1990-91	Mark Recchi	22
Jean Pronovost	9	1974-75	Joe Mullen	22
Five Players Tied With 8			Pascal Dupuis	21
			Alex Kovalev	21
			Ron Francis	21

Shots

SEASON			CAREER	
Jaromir Jagr	403	1995-96	Mario Lemieux	3,633
Mario Lemieux	382	1987-88	Jaromir Jagr	2,911
Jaromir Jagr	343	1998-99	Sidney Crosby	2,596
Paul Coffey	342	1998-99	Evgeni Malkin	2,448
Evgeni Malkin	339	2011-12	Jean Pronovost	2,310
Mario Lemieux	338	1995-96	Rick Kehoe	2,165
James Neal	329	2011-12	Kevin Stevens	1,631
Mario Lemieux	327	1996-97	Kris Letang	1,506

Shooting Percentage

SEASON			CAREER	
Warren Young	30.8	1984-85	Rob Brown	19.7
Rob Brown	30.0	1987-88	Mike Bullard	19.1
Rob Brown	29.0	1988-89	Mario Lemieux	19.0
Terry Ruskowski	28.6	1985-86	Paul Gardner	19.0
Mario Lemieux	27.2	1988-89		

Overtime Goals

SEASON			CAREER	
Colby Armstrong	3	2006-07	Mario Lemieux	11
Sidney Crosby	3	2005-06	Sidney Crosby	10
Ryan Malone	3	2003-04	Evgeni Malkin	10
Aleksey Morozov	3	2003-04	Jaromir Jagr	9
Jaromir Jagr	3	1998-99	Kris Letang	4
Nine Players Tied With 2			Alexei Kovalev	4
			Aleksey Morozov	4

Shootout Goals

SEASON			CAREER	
Evgeni Malkin	8	2011-12	Sidney Crosby	36
Sidney Crosby	8	2009-10	Kris Letang	23
Erik Christensen	8	2006-07	Evgeni Malkin	21
Sidney Crosby	5	2014-15	Erik Christensen	14
Kris Letang	5	2007-08	James Neal	9
Erik Christensen	5	2007-08	Chris Kunitz	8
Sidney Crosby	5	2006-07	David Perron	6
Chris Kunitz	4	2011-12	Petr Sykora	5
James Neal	4	2011-12	Phil Kessel	4
Kris Letang	4	2009-10	Jarkko Ruutu	4

Shootout Game Deciding Goals

SEASON			CAREER	
Sidney Crosby	5	2009-10	Sidney Crosby	17
Sidney Crosby	4	2006-07	Kris Letang	12
Phil Kessel	3	2016-17	Evgeni Malkin	8
Kris Letang	3	2015-16	Chris Kunitz	5
Evgeni Malkin	3	2011-12	James Neal	5
Kris Letang	3	2007-08	Erik Christensen	4
Erik Christensen	3	2006-07	Phil Kessel	3
			David Perron	3
			Brandon Sutter	3
			Jussi Jokinen	3

Consecutive Games Played

REGULAR SEASON	
Craig Adams	319
Ron Schock	313
Jordan Staal	302
Nick Harbaruk	276
Evgeni Malkin	254
Ron Stackhouse	235

Games by a Goaltender

SEASON			CAREER	
Marc-Andre Fleury	67	2011-12	Marc-Andre Fleury	691
Marc-Andre Fleury	67	2009-10	Tom Barrasso	460
Marc-Andre Fleury	67	2006-07	Denis Herron	290
Johan Hedberg	66	2001-02	Ken Wregget	212
Marc-Andre Fleury	65	2010-11	Les Binkley	196
Marc-Andre Fleury	64	2014-15	Jean-Sebastien Aubin	168
Marc-Andre Fleury	64	2013-14	Michel Dion	151
Tom Barrasso	63	1997-98	Greg Millen	135
Tom Barrasso	63	1992-93	Roberto Romano	125
Greg Millen	63	1980-81	Johan Hedberg	116

Victories

SEASON			CAREER	
Tom Barrasso	43	1992-93	Marc-Andre Fleury	375
Marc-Andre Fleury	42	2011-12	Tom Barrasso	226
Marc-Andre Fleury	40	2006-07	Ken Wregget	104
Marc-Andre Fleury	39	2013-14	Denis Herron	88
Marc-Andre Fleury	37	2009-10	Jean-Sebastien Aubin	63
Marc-Andre Fleury	36	2010-11	Les Binkley	58
Marc-Andre Fleury	35	2015-16	Greg Millen	57
Marc-Andre Fleury	35	2008-09	Johan Hedberg	46
Marc-Andre Fleury	34	2014-15	Roberto Romano	46
Matt Murray	32	2016-17	Jim Rutherford	44
Tom Barrasso	31	1997-98	Michel Dion	42
Tom Barrasso	29	1995-96	Wendell Young	42
Tom Barrasso	27	1990-91	Matt Murray	41

Shutouts

SEASON			CAREER	
Marc-Andre Fleury	10	2014-15	Marc-Andre Fleury	44
Tom Barrasso	7	1997-98	Tom Barrasso	22
Johan Hedberg	6	2001-02	Les Binkley	11
Les Binkley	6	1967-68	Johan Hedberg	7
Marc-Andre Fleury	5	2015-16	Ken Wregget	6
Marc-Andre Fleury	5	2013-14	Denis Herron	6
Marc-Andre Fleury	5	2006-07	Jean-Sebastien Aubin	6
Dunc Wilson	5	1976-77	Matt Murray	5
Matt Murray	4	2016-17	Dunc Wilson	5
Tom Barrasso	4	1998-99		
Tom Barrasso	4	1992-93		

SEASON LEADERS

	Goals		Assists	
1967-68	22	Ab McDonald	39	Andy Bathgate
1968-69	25	Keith McCreary	38	Charlie Burns
1969-70	20	Dean Prentice	32	Michel Briere
1970-71	21	Keith McCreary, Dean Prentice, Jean Pronovost	32	Bryan Hextall
1971-72	30	Greg Polis, Jean Pronovost	44	Syl Apps
1972-73	35	Al McDonough	56	Syl Apps
1973-74	43	Lowell MacDonald	61	Syl Apps
1974-75	43	Jean Pronovost	63	Ron Schock
1975-76	53	Pierre Larouche	67	Syl Apps
1976-77	33	Jean Pronovost	43	Syl Apps
1977-78	40	Jean Pronovost	43	Greg Malone
1978-79	35	Greg Malone	42	Orest Kindrachuk
1979-80	30	Rick Kehoe	32	Greg Malone
1980-81	55	Rick Kehoe	67	Randy Carlyle
1981-82	36	Mike Bullard, Paul Gardner	65	Randy Carlyle
1982-83	29	Rick Kehoe	44	Greg Malone
1983-84	51	Mike Bullard	41	Mike Bullard
1984-85	43	Mario Lemieux	57	Mario Lemieux
1985-86	48	Mario Lemieux	93	Mario Lemieux
1986-87	54	Mario Lemieux	53	Mario Lemieux
1987-88	70	Mario Lemieux	98	Mario Lemieux
1988-89	85	Mario Lemieux	114	Mario Lemieux
1989-90	45	Mario Lemieux	78	Mario Lemieux
1990-91	40	Mark Recchi, Kevin Stevens	73	Mark Recchi
1991-92	54	Kevin Stevens	87	Mario Lemieux
1992-93	69	Mario Lemieux	91	Mario Lemieux
1993-94	41	Kevin Stevens	67	Jaromir Jagr
1994-95	32	Jaromir Jagr	48	Ron Francis
1995-96	69	Mario Lemieux	92	Mario Lemieux, Ron Francis
1996-97	50	Mario Lemieux	72	Mario Lemieux
1997-98	35	Jaromir Jagr	67	Jaromir Jagr
1998-99	44	Jaromir Jagr	83	Jaromir Jagr
1999-00	42	Jaromir Jagr	54	Jaromir Jagr
2000-01	52	Jaromir Jagr	69	Jaromir Jagr
2001-02	32	Alexei Kovalev	44	Alexei Kovalev
2002-03	28	Mario Lemieux	63	Mario Lemieux
2003-04	22	Ryan Malone	36	Dick Tarnstrom
2005-06	39	Sidney Crosby	63	Sidney Crosby
2006-07	36	Sidney Crosby	84	Sidney Crosby

	Goals		Assists	
2007-08	47	Evgeni Malkin	59	Evgeni Malkin
2008-09	35	Evgeni Malkin	78	Evgeni Malkin
2009-10	51	Sidney Crosby	58	Sidney Crosby
2010-11	32	Sidney Crosby	42	Kris Letang
2011-12	50	Evgeni Malkin	59	Evgeni Malkin
2012-13	22	Chris Kunitz	41	Sidney Crosby
2013-14	36	Sidney Crosby	68	Sidney Crosby
2014-15	28	Sidney Crosby/Evgeni Malkin	56	Sidney Crosby
2015-16	36	Sidney Crosby	51	Kris Letang
2016-17	44	Sidney Crosby	47	Phil Kessel

	Points		GW Goals	
1967-68	58	Andy Bathgate	4	Andy Bathgate
1968-69	52	Ken Schinkel	4	Keith McCreary
1969-70	51	Dean Prentice	5	Ken Schinkel
1970-71	48	Bryan Hextall	3	Andy Bathgate, Keith McCreary
1971-72	59	Syl Apps	5	Bryan Hextall
1972-73	85	Syl Apps	5	Jean Pronovost
1973-74	85	Syl Apps	4	Al McDonough
1974-75	86	Ron Schock	9	Jean Pronovost
1975-76	111	Pierre Larouche	4	Syl Apps, Bob Kelly
1976-77	65	Jean Pronovost	6	Pierre Larouche
1977-78	65	Jean Pronovost	5	Jean Pronovost
1978-79	65	Greg Malone	7	Peter Lee
1979-80	60	Rick Kehoe	5	Paul Marshall
1980-81	88	Rick Kehoe	5	Rick Kehoe, Rod Schutt
1981-82	85	Rick Kehoe	5	Mike Bullard
1982-83	67	Doug Shedden	4	Pat Boutette
1983-84	92	Mike Bullard	3	Rick Kehoe
1984-85	100	Mario Lemieux	3	Wayne Binachin, Mike Bullard, Doug Shedden, Warren Young
1985-86	141	Mario Lemieux	7	Terry Ruskowski
1986-87	107	Mario Lemieux	5	Randy Cunneynworth
1987-88	168	Mario Lemieux	7	Mario Lemieux
1988-89	199	Mario Lemieux	8	Mario Lemieux
1989-90	123	Mario Lemieux	4	John Cullen, Mario Lemieux, Mark Recchi
1990-91	113	Mark Recchi	9	Mark Recchi
1991-92	131	Mario Lemieux	5	Mario Lemieux
1992-93	160	Mario Lemieux	10	Mario Lemieux
1993-94	99	Jaromir Jagr	9	Joe Mullen
1994-95	70	Jaromir Jagr	7	Jaromir Jagr
1995-96	161	Mario Lemieux	2	Jaromir Jagr
1996-97	122	Mario Lemieux	7	Mario Lemieux
1997-98	102	Jaromir Jagr	8	Jaromir Jagr
1998-99	127	Jaromir Jagr	7	Jaromir Jagr
1999-00	96	Jaromir Jagr	5	Jaromir Jagr, Robert Lang
2000-01	121	Jaromir Jagr	10	Jaromir Jagr
2001-02	76	Alexei Kovalev	6	Jan Hrdina
2002-03	91	Mario Lemieux	4	Mario Lemieux, Martin Straka
2003-04	52	Dick Tarnstrom	5	Aleksey Morozov
2005-06	102	Sidney Crosby	5	Sidney Crosby
2006-07	120	Sidney Crosby	6	Evgeni Malkin
2007-08	106	Evgeni Malkin	6	Ryan Malone
2008-09	113	Evgeni Malkin	10	Petr Sykora
2009-10	109	Sidney Crosby	7	Evgeni Malkin
2010-11	66	Sidney Crosby	4	Jordan Staal

	Points		GW Goals	
2011-12	109	Evgeni Malkin	9	Evgeni Malkin
2012-13	56	Sidney Crosby	6	James Neal
2013-14	104	Sidney Crosby	8	Chris Kunitz
2014-15	84	Sidney Crosby	5	Chris Kunitz/Blake Comeau
2015-16	85	Sidney Crosby	9	Sidney Crosby
2016-17	89	Sidney Crosby	6	Evgeni Malkin/Conor Sheary/Patric Hornqvist

	PP Goals		SH Goals	
1967-68	6	Ab McDonald	1	Ab McDonald, Earl Ingarfield
1968-69	8	Keith McCreary, Ken Schinkel	2	Jean Pronovost, Bob Woytowich
1969-70	12	Dean Prentice	1	Val Fonteyne, Ron Schock
1970-71	7	Andy Bathgate, Dean Prentice	2	Ron Schock
1971-72	8	Greg Polis	2	Ron Schock
1972-73	8	Greg Polis, Eddie Shack	3	Ron Schock
1973-74	9	Lowell MacDonald	4	Syl Apps
1974-75	11	Jean Pronovost	4	Vic Hadfield
1975-76	18	Pierre Larouche	2	Lew Morrison, Jean Pronovost
1976-77	8	Pierre Larouche	2	Syl Apps
1977-78	12	Jean Pronovost	2	Pete Mahovich, Jean Pronovost
1978-79	10	Peter Lee	3	George Ferguson
1979-80	7	Rick Kehoe	3	George Ferguson
1980-81	20	Rick Kehoe	3	George Ferguson
1981-82	21	Paul Gardner	3	George Ferguson
1982-83	20	Paul Gardner	1	Pat Boutette, Randy Carlyle, Doug Shedden
1983-84	15	Mike Bullard	2	Kevin McClelland
1984-85	14	Mike Bullard	2	Mitch Lamoreux
1985-86	17	Doug Shedden	3	Dave Hannan
1986-87	19	Mario Lemieux	3	Dan Quinn
1987-88	22	Mario Lemieux	10	Mario Lemieux
1988-89	31	Mario Lemieux	13	Mario Lemieux
1989-90	14	Mario Lemieux	3	Mario Lemieux
1990-91	18	Kevin Stevens	4	Phil Bourque
1991-92	19	Kevin Stevens	4	Mario Lemieux
1992-93	26	Kevin Stevens	6	Mario Lemieux
1993-94	21	Kevin Stevens	2	Shawn McEachern
1994-95	8	Jaromir Jagr	3	Jaromir Jagr
1995-96	31	Mario Lemieux	8	Mario Lemieux
1996-97	15	Mario Lemieux	3	Petr Nedved
1997-98	15	Stu Barnes	3	Martin Straka
1998-99	10	Jaromir Jagr	4	Martin Straka
1999-00	13	Robert Lang	2	Alexei Kovalev
2000-01	16	Mario Lemieux	2	Alexei Kovalev
2001-02	8	Alexei Kovalev	1	Alexei Kovalev, Robert Lang, Toby Petersen, Dan LaCouture, Wayne Primeau
2002-03	14	Mario Lemieux	2	Ville Nieminen
2003-04	12	Dick Tarnstrom	3	Ryan Malone
2005-06	16	Sidney Crosby	5	Ryan Malone
2006-07	16	Evgeni Malkin	7	Jordan Staal
2007-08	17	Evgeni Malkin	2	Ryan Malone
2008-09	14	Evgeni Malkin	2	Evgeni Malkin, Maxime Talbot
2009-10	13	Evgeni Malkin, Sidney Crosby	2	Evgeni Malkin, Sidney Crosby, Jordan Staal
2010-11	10	Sidney Crosby	4	Pascal Dupuis

	PP Goals		SH Goals	
2011-12	18	James Neal	3	Pascal Dupuis, Jordan Staal
2012-13	9	James Neal, Chris Kunitz	1	Pascal Dupuis, Craig Adams
2013-14	13	Chris Kunitz	3	Brandon Sutter
2014-15	10	Sidney Crosby	4	Brandon Sutter
2015-16	11	Evgeni Malkin	4	Eric Fehr
2016-17	14	Sidney Crosby	2	Matt Cullen

	Penalty Mins		Shots	
1967-68	74	Leo Boivin	293	Andy Bathgate
1968-69	81	Dunc McCallum	225	Ken Schinkel
1969-70	189	Bryan Watson	225	Ken Schinkel
1970-71	133	Bryan Watson	225	Jean Pronovost
1971-72	212	Bryan Watson	214	Jean Pronovost
1972-73	179	Bryan Watson	284	Al McDonough
1973-74	138	Steve Durbano	260	Lowell MacDonald
1974-75	172	Colin Campbell	275	Jean Pronovost
1975-76	161	Steve Durbano	319	Pierre Larouche
1976-77	115	Bob Kelly	250	Rick Kehoe
1977-78	378	Dave Schultz	219	Jean Pronovost
1978-79	155	Dave Schultz	219	Jean Pronovost
1979-80	166	Kim Clackson	239	Rick Kehoe
1980-81	204	Paul Baxter	299	Rick Kehoe
1981-82	409	Paul Baxter	249	Rick Kehoe
1982-83	238	Paul Baxter	203	Rick Kehoe
1983-84	297	Gary Rissling	214	Ron Flockhart
1984-85	207	Gary Rissling	209	Mario Lemieux
1985-86	174	Dan Frawley	276	Mario Lemieux
1986-87	218	Dan Frawley	267	Mario Lemieux
1987-88	206	Rod Buskas	382	Mario Lemieux
1988-89	285	Jay Caufield	342	Paul Coffey
1989-90	171	Kevin Stevens	324	Paul Coffey
1990-91	211	Ulf Samuelsson	253	Kevin Stevens
1991-92	252	Kevin Stevens	325	Kevin Stevens
1992-93	252	Rick Tocchet	326	Kevin Stevens
1993-94	155	Kevin Stevens	298	Jaromir Jagr
1994-95	114	Francois Leroux	192	Jaromir Jagr
1995-96	161	Francois Leroux	403	Jaromir Jagr
1996-97	155	Dave Roche	327	Mario Lemieux
1997-98	181	Chris Tamer	262	Jaromir Jagr
1998-99	93	Brad Werenka	343	Jaromir Jagr
1999-00	197	Matthew Barnaby	290	Jaromir Jagr
2000-01	165	Krzysztof Oliwa	317	Jaromir Jagr
2001-02	150	Krzysztof Oliwa	266	Alexei Kovalev
2002-03	128	Steve McKenna	235	Mario Lemieux
2003-04	127	Brooks Orpik	163	Rico Fata
2005-06	124	Brooks Orpik, Eric Cairns	278	Sidney Crosby
2006-07	125	Jarkko Ruutu	250	Sidney Crosby
2007-08	141	Georges Laraque	272	Evgeni Malkin
2008-09	171	Eric Godard	290	Evgeni Malkin
2009-10	120	Mike Rupp	298	Sidney Crosby
2010-11	129	Matt Cooke	236	Kris Letang
2011-12	87	James Neal	339	Evgeni Malkin

	Penalty Mins		Shots	
2012-13	62	Tanner Glass	140	Pascal Dupuis
2013-14	90	Tanner Glass	259	Sidney Crosby
2014-15	238	Steve Downie	237	Sidney Crosby
2015-16	66	Kris Letang	274	Phil Kessel
2016-17	77	Evgeni Malkin	255	Sidney Crosby

	Plus/Minus		G.A.A.	
1967-68	-2	Paul Andrea	2.86	Hank Bassen
1968-69	4	Ron Snell	3.20	Joe Daley
1969-70	-1	Bryan Watson	3.03	Al Smith
1970-71	10	Wally Boyer	2.86	Les Binkley
1971-72	17	Syl Apps	3.22	Jim Rutherford
1972-73	36	Lowell MacDonald	2.91	Jim Rutherford
1973-74	21	Syl Apps	3.44	Jim Rutherford
1974-75	29	Barry Wilkins	3.09	Gary Inness
1975-76	26	Dave Burrows	3.45	Michel Plasse
1976-77	13	Bob Kelly	2.94	Denis Herron
1977-78	4	Pete Mahovich	3.57	Denis Herron
1978-79	21	Ron Stackhouse	3.37	Denis Herron
1979-80	15	Ron Stackhouse	3.64	Greg Millen
1980-81	4	Mark Johnson	4.16	Greg Millen
1981-82	8	Greg Sheppard	3.79	Michel Dion
1982-83	-9	Peter Lee	4.26	Michel Dion
1983-84	4	Bryan Maxwell	4.08	Denis Herron
1984-85	5	Ron Flockhart	4.42	Roberto Romano
1985-86	15	Mike Blaisdell	3.56	Roberto Romano
1986-87	15	Randy Cunneyworth	3.43	Gilles Meloche
1987-88	23	Mario Lemieux	3.35	Steve Guenette
1988-89	41	Mario Lemieux	4.04	Tom Barrasso
1989-90	11	Randy Hillier	4.17	Wendell Young
1990-91	17	Gord Roberts	3.59	Tom Barrasso
1991-92	33	Larry Murphy	3.53	Tom Barrasso
1992-93	55	Mario Lemieux	3.01	Tom Barrasso
1993-94	24	Martin Straka	3.36	Tom Barrasso
1994-95	30	Ron Francis	3.21	Ken Wregget
1995-96	37	Petr Nedved	3.24	Ken Wregget
1996-97	27	Mario Lemieux	2.94	Patrick Lalime
1997-98	17	Jaromir Jagr	2.07	Tom Barrasso
1998-99	18	German Titov	2.22	Jean-Sebastien Aubin
1999-00	25	Jaromir Jagr	2.58	Jean-Sebastien Aubin
2000-01	20	Robert Lang	2.64	Johan Hedberg
2001-02	9	Robert Lang	2.75	Johan Hedberg
2002-03	2	Guillaume Lefebvre	2.64	Sebastien Caron
2003-04	2	Rob Scuderi	2.98	Jean-Sebastien Aubin
2005-06	15	Colby Armstrong	3.25	Marc-Andre Fleury
2006-07	16	Jordan Staal	2.83	Marc-Andre Fleury, Jocelyn Thibault
2007-08	18	Sidney Crosby	2.33	Marc-Andre Fleury
2008-09	23	Rob Scuderi	2.67	Marc-Andre Fleury
2009-10	19	Jordan Staal	2.65	Marc-Andre Fleury
2010-11	20	Sidney Crosby	2.17	Brent Johnson
2011-12	21	Kris Letang	2.36	Marc-Andre Fleury

	Plus/Minus		G.A.A.	
2012-13	31	Pascal Dupuis	2.39	Marc-Andre Fleury
2013-14	33	Matt Niskanen	2.37	Marc-Andre Fleury
2014-15	17	Paul Martin	2.32	Marc-Andre Fleury
2015-16	29	Chris Kunitz	2.29	Marc-Andre Fleury
2016-17	27	Justin Schultz	2.41	Matt Murray

	Shutouts		Wins	
1967-68	6	Les Binkley	20	Les Binkley
1968-69	2	Joe Daley	10	Les Binkley, Joe Daley
1969-70	3	Les Binkley	15	Al Smith
1970-71	2	Les Binkley, Al Smith	11	Les Binkley
1971-72	1	Jim Rutherford	17	Jim Rutherford
1972-73	3	Jim Rutherford	20	Jim Rutherford
1973-74	1	Andy Brown	13	Andy Brown
1974-75	2	Gary Inness	24	Gary Inness
1975-76	2	Michel Plasse	24	Michel Plasse
1976-77	5	Dunc Wilson	18	Dunc Wilson
1977-78	0	-	20	Denis Herron
1978-79	2	Greg Millen	22	Denis Herron
1979-80	2	Greg Millen	18	Greg Millen
1980-81	0	-	25	Greg Millen
1981-82	1	Gary Edwards	15	Michel Dion
1982-83	1	Denis Herron	12	Michel Dion
1983-84	1	Denis Herron, Roberto Romano	8	Denis Herron
1984-85	1	Denis Herron, Roberto Romano	10	Denis Herron
1985-86	2	Roberto Romano	21	Roberto Romano
1986-87	0	-	13	Gilles Meloche
1987-88	1	Steve Guenette, Frank Pietrangelo	12	Steve Guenette
1988-89	0	-	18	Tom Barrasso
1989-90	1	Wendell Young	16	Wendell Young
1990-91	1	Tom Barrasso	27	Tom Barrasso
1991-92	1	Tom Barrasso	25	Tom Barrasso
1992-93	4	Tom Barrasso	43	Tom Barrasso
1993-94	2	Tom Barrasso	22	Tom Barrasso
1994-95	0	-	25	Ken Wregget
1995-96	3	Ken Wregget	29	Tom Barrasso
1996-97	3	Ken Wregget	21	Patrick Lalime
1997-98	7	Tom Barrasso	31	Tom Barrasso
1998-99	4	Tom Barrasso	19	Tom Barrasso
1999-00	2	Jean-Sebastien Aubin	21	Jean-Sebastien Aubin
2000-01	3	Garth Snow	20	Jean-Sebastien Aubin
2001-02	6	Johan Hedberg	25	Johan Hedberg
2002-03	2	Sebastien Caron	14	Johan Hedberg
2003-04	1	Jean-Sebastien Aubin, Sebastien Caron, Marc-Andre Fleury	9	Sebastien Caron
2005-06	1	Marc-Andre Fleury, Sebastien Caron	13	Marc-Andre Fleury
2006-07	5	Marc-Andre Fleury	40	Marc-Andre Fleury
2007-08	4	Marc-Andre Fleury	19	Marc-Andre Fleury
2008-09	4	Marc-Andre Fleury	35	Marc-Andre Fleury
2009-10	1	Marc-Andre Fleury	37	Marc-Andre Fleury
2010-11	3	Marc-Andre Fleury	36	Marc-Andre Fleury
2011-12	3	Marc-Andre Fleury	42	Marc-Andre Fleury

	Shutouts		Wins	
2012-13	3	Tomas Vokoun	23	Marc-Andre Fleury
2013-14	5	Marc-Andre Fleury	39	Marc-Andre Fleury
2014-15	10	Marc-Andre Fleury	34	Marc-Andre Fleury
2015-16	5	Marc-Andre Fleury	35	Marc-Andre Fleury
2016-17	4	Matt Murray	32	Matt Murray

TEAM RECORDS

Season

POINTS

Most Overall	119*	1992-93
Most Home	66	2016-17, 1992-93
Most Road	54	2010-11
Fewest Overall	38	1983-84
Fewest Home	18	1983-84
Fewest Road	13	1982-83

**Includes four points from neutral site games*

WINS

Most Overall	56	1992-93
Most Home	32	1995-96
Most Road	24	2010-11, 1992-93
Fewest Overall	16	1983-84
Fewest Home	7	1983-84
Fewest Road	3	1970-71

LOSSES

Most Overall	58	1983-84
Most Home	29	1983-84
Most Road	31	1982-83
Fewest Overall	21	1992-93
Fewest Home	5	1974-75
Fewest Road	11	2010-11

TIES

Most Overall	20	1970-71
Most Home	10	1998-99, 1997-98, 1974-75, 1967-68
Most Road	11	1970-71
Fewest Overall	4	1995-96
Fewest Home	0	1995-96
Fewest Road	1	1999-00

GOALS

Most For	367	1992-93
Most For Home	215	1995-96
Most For Road	162	1988-89
Most Against	394	1982-83
Most Against Home	182	1983-84
Most Against Road	224	1982-83
Fewest For	182	1969-70
Fewest For Home	95	2003-04
Fewest For Road	77	1969-70
Fewest Against	188	1997-98
Fewest Against Home	92	1970-71
Fewest Against Road	90	1997-98

ASSISTS

Most For	633	1992-93
Most Against	665	1982-83
Fewest For	294	1969-70
Fewest Against	298	1997-98

POINTS

Most For	1,000	1992-93
Most Against	1,049	1982-83
Fewest For	476	1969-70
Fewest Against	486	1997-98

PENALTIES

Most For	897	1988-89
Most Against	906	1988-89
Fewest For	248	1967-68
Fewest Against	330	1967-68

PENALTY MINUTES

Most For	2,670	1988-89
Most Against	2,702	1988-89
Fewest For	554	1967-68
Fewest Against	750	1967-68

MINORS

Most For	773	1987-88
Most Against	752	1987-88
Fewest For	237	1967-68
Fewest Against	315	1967-68

MAJORS

Most For	118	1988-89
Most Against	114	1988-89
Fewest For	1	1967-68
Fewest Against	6	1967-68

MISCONDUCTS

Most For	69	1981-82
Most Against	87	1981-82
Fewest For	1	1968-69
Fewest Against	7	1976-77

SHOTS ON GOAL

Most For	2,761	1974-75
Most Against	2,908	1983-84
Fewest For	2,009	1998-99
Fewest Against	2,129	1998-99

POWER-PLAY GOALS

Most For	119	1988-89
Most Against	120	1987-88
Fewest For	37	1967-68
Fewest Against	31	1967-68

POWER-PLAY CHANCES

Most For	500	1987-88
Most Against	533	2005-06
Fewest For	254	2014-15
Fewest Against	193	1967-68

POWER-PLAY PERCENTAGE

Highest For	26.0	1995-96
Highest Against	27.4	1982-83
Lowest For	13.6	1967-68
Lowest Against	12.2	2011-12

SHORTHANDED GOALS

Most For	21	1988-89
Most Against	22	1984-85
Fewest For	2	1968-69, 1967-68
Fewest Against	4	1979-80, 1978-79, 1973-74

80 OR MORE POINT PLAYERS

Most For	6	1992-93
Fewest For	0	15 times (last 2012-13)

90 OR MORE POINT PLAYERS

Most For	5	1992-93
Fewest For	0	23 times (last 2016-17)

100 OR MORE POINT PLAYERS

Most For	4	1992-93
Fewest For	0	27 times (last 2016-17)

20 OR MORE GOAL PLAYERS

Most For	9	1989-90, 1974-75
Fewest For	1	2003-04, 2002-03, 1968-69

30 OR MORE GOAL PLAYERS

Most For	5	1992-93, 1975-76
Fewest For	0	9 times (last 2014-15)

40 OR MORE GOAL PLAYERS

Most For	3	1995-96, 1992-93, 1991-92
Fewest For	0	24 times (last 2015-16)

50 OR MORE GOAL PLAYERS

Most For	2	1995-96, 1992-93, 1975-76
Fewest For	0	36 times (last 2016-17)

40 OR MORE ASSIST PLAYERS

Most For	7	1975-76
Fewest For	0	6 times (last 2003-04)

50 OR MORE ASSIST PLAYERS

Most For	6	1992-93
Fewest For	0	17 times (last 2016-17)

60 OR MORE ASSIST PLAYERS

Most For	5	1992-93
Fewest For	0	26 times (last 2016-17)

100 OR MORE PENALTY MINUTE PLAYERS

Most For	15	1988-89
Fewest For	0	7 times (last 2016-17)

200 OR MORE PENALTY MINUTE PLAYERS

Most For	3	1981-82
Fewest For	0	35 times (last 2016-17)

Games

GOALS

Most For, Home	12	Toronto [12/26/91] Washington [3/15/75]
Most For, Road	10	NY Rangers [4/9/93]
Most Against, Home	11	NY Rangers [11/25/92]
Most Against, Road	13	Philadelphia [3/22/84]
Most For, Two Consecutive Games	18	12/26/91-12/28/91 12/23/91-12/26/91 3/15/75-3/16/75
Most Against, Two Consecutive Games	19	3/22/84-3/24/84
Most For, Both Teams, Home	18	San Jose 10 – Pittsburgh 8 [1/13/96]
Most For, Both Teams, Road	17	Philadelphia 13 – Pittsburgh 4 [3/22/84]

ASSISTS

Most For, Home	20	Toronto [12/26/91] Washington [3/15/75]
Most For, Road	17	NY Rangers [12/3/90]
Most Against, Home	19	NY Rangers [11/25/92]
Most Against, Road	22	Philadelphia [3/22/84]
Most For, Both Teams, Home	28	NY Islanders [2/6/90] Edmonton [2/19/83]
Most For, Both Teams, Road	29	Hartford [12/26/80]

POINTS

Most For, Home	32	Toronto [12/26/91] Washington [3/15/75]
Most For, Road	25	NY Rangers [12/3/90]
Most Against, Home	30	NY Rangers [11/25/92]
Most Against, Road	35	Philadelphia [3/22/84]
Most For, Both Teams, Home	45	Edmonton [2/19/83]
Most For, Both Teams, Road	45	Philadelphia [3/22/84] Hartford [12/26/80]

POWER-PLAY GOALS

Most For, Home	6	Atlanta [10/27/05] Toronto [12/12/86]
Most For, Road	5	Calgary [10/28/98] San Jose [12/5/92] NY Islanders [12/23/91] San Jose [12/5/91]
Most Against, Home	6	Nashville [3/4/04]
Most Against, Road	5	Boston [10/5/89] Hartford [2/26/89] Buffalo [10/12/88]
Most For, Both Teams	10	New Jersey [10/29/86] [PIT 5, NJD 5]

POWER-PLAY CHANCES

Most For	12	vs. Florida [10/25/05] vs. NY Islanders [2/6/90]
Most Against	14	vs. Washington [10/11/88]
Most For, Both Teams	22	vs. Philadelphia [3/19/88] [PIT 10, PHI 12] at Washington [1/1/88] [PIT 9, WSH 13]

SHORTHANDED GOALS

Most For	2	34 times [last 3/29/16 vs. Buffalo]
Most Against	3	vs. Ottawa [2/2/06] at Toronto [11/16/88]
Most For, Both Teams	4	vs. Chicago [12/6/89] [PIT 2, CHI 2]

PENALTIES

Most For, Home	28	Edmonton [1/19/88]
Most For, Road	32	NY Rangers [10/30/88]
Most Against, Home	24	Washington [11/25/89] Edmonton [1/19/80]
Most Against, Road	34	NY Islanders [2/11/11]
Most For, Both Teams, Home	52	Edmonton [1/19/80]
Most For, Both Teams, Road	65	NY Islanders [2/11/11]

PENALTY MINUTES

Most For, Home	144	Edmonton [1/19/88]
Most For, Road	163	NY Islanders [2/11/11]
Most Against, Home	123	Edmonton [1/19/88]
Most Against, Road	183	NY Islanders [2/11/11]

Most For, Both Teams, Home

267 Edmonton [1/19/80]
[PIT 144, EDM 123]

Most For, Both Teams, Road

346 NY Islanders [2/11/11] [NYI
183, PIT 163]

SHOTS

Most For, Home	65	Washington [3/15/75]
Most For, Road	53	Montreal [12/16/00]
Most Against, Home	55	Montreal [10/23/76]
Most Against, Road	62	Chicago [3/12/89]
Fewest For, Home	11	Los Angeles [10/10/03] Carolina [12/16/01]
Fewest For, Road	11	Ottawa [12/26/03] Carolina [12/18/03] Boston [3/27/77]
Fewest Against, Home	11	Phoenix [12/11/99]
Fewest Against, Road	13	Phoenix [12/12/98] Los Angeles [10/22/69]

SAVES

Most For, Home	51	Detroit [1/31/98]
Most For, Road	57	Chicago [3/12/89]
Most Against, Home	53	Montreal [3/10/74]
Most Against, Road	49	Montreal [12/16/00]
Fewest For, Home	9	Phoenix [12/11/99] Colorado [1/3/98]
Fewest For, Road	11	Carolina [12/4/98] Edmonton [10/31/98] Phoenix [12/12/97] Vancouver [11/17/87]
Fewest Against, Home	11	St. Louis [1/19/00] Philadelphia [3/21/98]
Fewest Against, Road	9	Montreal [10/13/84]

LARGEST MARGIN OF VICTORY

Home	11	Toronto [12/26/91] [12-1] Washington [3/15/75] [12-1]
Road	8	San Jose [12/5/91] [8-0]

LARGEST MARGIN OF DEFEAT

Home	9	New Jersey [10/28/00] [9-0]
Road	12	Montreal [2/22/79] [12-0]

Period

GOALS

Most For, Home	8	San Jose [12/17/91]
Most For, Road	7	Quebec [2/27/95]
Most Against, Home	6	7 times [last 11/16/96 vs. NY Rangers]
Most Against, Road	7	Philadelphia [3/22/84]
Most For, Both Teams, Home		
	9	Washington [1/16/17]

ASSISTS

Most For, Home	12	Washington [1/16/17]
Most For, Road	12	Quebec [2/27/95]
Most Against, Home	12	Quebec [2/16/85]
Most Against, Road	13	Philadelphia [3/22/84]
Most For, Both Teams, Home		
	18	Washington [1/16/17]
Most For, Both Teams, Road		
	16	Quebec [2/27/95]

POINTS

Most For, Home	18	2 times [last 1/16/17 vs. Washington]
Most For, Road	19	Quebec [2/27/95]
Most Against, Home	18	Quebec [2/16/85]
Most Against, Road	20	Philadelphia [3/22/84]
Most For, Both Teams, Home		
	27	Washington [1/16/17]
Most For, Both Teams, Road		
	25	Quebec [2/27/95]

PENALTIES

Most For, Home	24	Edmonton [1/19/80]
Most For, Road	32	NY Rangers [10/30/88]
Most Against, Home	22	New Jersey [3/25/89]
Most Against, Road	33	Philadelphia [12/8/88]
Most For, Both Teams, Home		
	43	Edmonton [1/19/80]
Most For, Both Teams, Road		
	64	Philadelphia [12/8/88]

PENALTY MINUTES

Most For, Home	133	Edmonton [1/19/80]
Most For, Road	146	NY Rangers [10/30/88]
Most Against, Home	110	Edmonton [1/19/80]
Most Against, Road	141	Philadelphia [12/8/88]
Most For, Both Teams, Home		
	243	Edmonton [1/19/80]
Most For, Both Teams, Road		
	272	NY Rangers [10/30/88]

SHOTS

Most For, Home	27	Washington [3/15/75]
Most For, Road	25	San Jose [3/6/92]
Most Against, Home	25	Vancouver [1/7/89]
Most Against, Road	28	NY Islanders [12/5/78]
Fewest For, Home	0	San Jose [11/23/02]
Fewest For, Road	1	13 times [last 12/26/03 vs. Ottawa]
Fewest Against, Home	0	Florida [2/21/01]
Fewest Against, Road	0	Florida [12/20/00]

SAVES

Most For, Home	23	Buffalo [10/29/15] Vancouver [1/7/89]
Most For, Road	25	3 times [last 3/11/04 vs. Toronto]
Most Against, Home	24	Hartford [2/19/81]
Most Against, Road	22	Minnesota [3/23/74]
Fewest For, Home	0	Florida [2/21/01] Boston [3/14/89]
Fewest For, Road	0	Florida [12/20/00] Phoenix [12/12/97]
Fewest Against, Home	0	San Jose [11/23/03]
Fewest Against, Road	0	Boston [12/15/68]

PLAYER RECORDS

Season

GOALS

Overall	85	Mario Lemieux (1988-89)
Center	85	Mario Lemieux (1988-89)
Right Wing	62	Jaromir Jagr (1995-96)
Left Wing	55	Kevin Stevens (1992-93)
Defenseman	30	Paul Coffey (1988-89)
Rookie	43	Mario Lemieux (1984-85)
Rookie Defenseman	12	Zarley Zalapski (1988-89)

ASSISTS

Overall	114	Mario Lemieux (1988-89)
Center	114	Mario Lemieux (1988-89)
Right Wing	87	Jaromir Jagr (1995-96)
Left Wing	69	Kevin Stevens (1991-92)
Defenseman	83	Paul Coffey (1988-89)
Rookie	63	Sidney Crosby (2005-06)
Rookie Defenseman	33	Zarley Zalapski (1988-89)
Goaltender	8	Tom Barrasso (1992-93)

POINTS

Overall	199	Mario Lemieux (1988-89)
Center	199	Mario Lemieux (1988-89)
Right Wing	149	Jaromir Jagr (1995-96)
Left Wing	123	Kevin Stevens (1991-92)
Defenseman	113	Paul Coffey (1988-89)
Rookie	102	Sidney Crosby (2005-06)
Rookie Defenseman	45	Zarley Zalapski (1988-89)
Goaltender	8	Tom Barrasso (1992-93)

PENALTY MINUTES

Overall	409	Paul Baxter (1981-82)
Center	157	Dave Hannan (1988-89)
Right Wing	285	Jay Caufield (1988-89)
Left Wing	378	Dave Schultz (1977-78)

Defenseman	409	Paul Baxter (1981-82)
Rookie	285	Jay Caufield (1988-89)
Rookie Defenseman	172	Colin Campbell (1974-75)
Goaltender	60	Andy Brown (1973-74)

SHOTS

Overall	403	Jaromir Jagr (1995-96)
Center	382	Mario Lemieux (1987-88)
Right Wing	403	Jaromir Jagr (1995-96)
Left Wing	326	Kevin Stevens (1992-93)
Defenseman	342	Paul Coffey (1988-89)
Rookie	278	Sidney Crosby (2005-06)
Rookie Defenseman	156	Darryl Edestrand (1971-72)

POWER-PLAY GOALS

Overall	31	Mario Lemieux (1995-96; 1988-89)
Center	31	Mario Lemieux (1995-96; 1988-89)
Right Wing	24	Rob Brown (1988-89)
Left Wing	26	Kevin Stevens (1992-93)
Defenseman	13	Kevin Hatcher (1997-98) Doug Bodger (1987-88)
Rookie	16	Evgeni Malkin (2006-07) Sidney Crosby (2005-06)
Rookie Defenseman	5	Zarley Zalapski (1988-89)

POWER-PLAY ASSISTS

Overall	58	Mario Lemieux (1987-88)
Center	58	Mario Lemieux (1987-88)
Right Wing	34	Jaromir Jagr (1998-99)
Left Wing	27	Pat Boutette (1981-82)
Defenseman	53	Paul Coffey (1988-89)
Rookie	31	Sidney Crosby (2005-06)
Rookie Defenseman	23	Zarley Zalapski (1988-89)

POWER-PLAY POINTS

Overall	80	Mario Lemieux (1988-89; 1987-88)
Center	80	Mario Lemieux (1988-89; 1987-88)
Right Wing	51	Jaromir Jagr (1995-96)
Left Wing	44	Kevin Stevens (1992-93)
Defenseman	64	Paul Coffey (1988-89)
Rookie	47	Sidney Crosby (2005-06)
Rookie Defenseman	28	Zarley Zalapski (1988-89)

SHORTHANDED GOALS

Overall	13	Mario Lemieux (1988-89)
Center	13	Mario Lemieux (1988-89)
Right Wing	4	Pascal Dupuis (2010-11) Rick Tocchet (1992-93) Jean Pronovost (1973-74)
Left Wing	5	Ryan Malone (2005-06)
Defenseman	2	Kevin Hatcher (1998-99) Darius Kasparaitis (1997-98) Larry Murphy (1992-93; 1991-92) Grant Jennings (1991-92) Paul Coffey (1987-88) Moe Mantha (1985-86) Bob Woytowich (1968-69)
Rookie	*7	Jordan Staal (2006-07)

**NHL rookie record*

MOST CONSECUTIVE GAMES WITH A...

Goal	12	Mario Lemieux (18 goals), 10/6/92 - 11/1/92
Assist	16	Jaromir Jagr (24 assists) 1/9/01 - 2/16/01
Point	46	Mario Lemieux (39G-64A=103Pts) 10/31/89 - 2/14/90
Goal (Rookie)	7	Mike Bullard (8 goals) 1/23/82 - 2/6/82
Assist (Rookie)	6	Sidney Crosby (7 assists) 10/5/05 - 10/15/05 Mario Lemieux (9 assists) 12/7/84 - 12/21/84 (9 assists) 10/27/84 - 11/8/84
Point (Rookie)	11	Mike Bullard (3G-10A=13Pts) 12/12/81 - 1/3/82

Month

Goals	18	Mario Lemieux (March 1993)
Assists	25	Mario Lemieux (March 1988)
Points	38	Mario Lemieux (October 1988) (11 games - 16G-22A)

Game

Goals	5	Mario Lemieux (3 times) (vs. St. Louis, 3/26/96) (at NY Rangers, 4/9/93) (vs. New Jersey, 12/31/88)
Assists	6	Mario Lemieux (4 times) (vs. Tampa Bay, 11/1/95) (at San Jose, 12/5/92) (vs. St. Louis, 10/15/88) Greg Malone (vs. Quebec, 11/28/79) Ron Stackhouse (vs. Philadelphia, 3/8/75)
Points	8	Mario Lemieux (2 times) (vs. New Jersey, 12/31/88, 5G-3A) (vs. St. Louis, 10/15/88, 2G-6A)
Shots	14	Ron Stackhouse (vs. Washington, 4/3/76)
Penalties	9	Russ Anderson (vs. Edmonton, 1/19/80)
Penalty Minutes	51	Russ Anderson (vs. Edmonton, 1/19/80)

Period

Goals	4	Mario Lemieux (at Montreal, 1/26/97)
Assists	4	Jaromir Jagr (vs. St. Louis, 12/19/96) Mario Lemieux (vs. Tampa Bay, 11/1/95) Paul Coffey (vs. NY Islanders, 2/6/90) Ron Stackhouse (vs. Philadelphia, 3/8/75) Syl Apps (vs. Detroit, 3/24/71)
Points	4	24 times - last time Bill Guerin (2G-2A), Chris Kunitz (1G-3A) (vs. Ottawa, 12/23/09)
Shots	9	Evgeni Malkin (at Phoenix, 10/30/08)
Penalties	8	Russ Anderson (vs. Edmonton, 1/19/80)
Penalty Minutes	46	Russ Anderson (vs. Edmonton, 1/19/80)

Goaltenders

GAMES

All-Time	691	Marc-Andre Fleury
Season	67	Marc-Andre Fleury (2011-12)
		Marc-Andre Fleury (2009-10)
		Marc-Andre Fleury (2006-07)
Season, Home	37	Marc-Andre Fleury (2006-07)
		Johan Hedberg (2001-02)
Season, Road	34	Marc-Andre Fleury (2009-10)

MINUTES PLAYED

All-Time	39771	Marc-Andre Fleury
Season	3906	Marc-Andre Fleury (2006-07)
Season, Home	2188	Marc-Andre Fleury (2006-07)
Season, Road	1941	Marc-Andre Fleury (2009-10)

WINS

All-Time	375	Marc-Andre Fleury
Season	43	Tom Barrasso (1992-93)
Season, Home	24	Marc-Andre Fleury (2011-12)
		Tom Barrasso (1992-93)
Season, Road	19	Tom Barrasso (1992-93)

LOSSES

All-Time	216	Marc-Andre Fleury
Season	34	Johan Hedberg (2001-02)
Season, Home	18	Johan Hedberg (2001-02)
Season, Road	17	Michel Dion (1981-82)
		Les Binkley (1967-68)

TIES

All-Time	53	Tom Barrasso
Season	15	Denis Herron (1977-78)
Season, Home	9	Les Binkley (1967-68)
Season, Road	7	Greg Millen (1980-81)
		Denis Herron (1978-79)
		Denis Herron (1977-78)

SAVES

All-Time	1774	Marc-Andre Fleury
Season	1920	Denis Herron (1977-78)
Season, Home	1017	Marc-Andre Fleury (2006-07)
Season, Road	982	Denis Herron (1977-78)
All-Time Per Game	30.6	Joe Daley
Season Per Game	32.6	Denis Herron (1977-78)
Season Per Game, Home	31.2	Joe Daley (1968-69)
Season Per Game, Road	35.8	Denis Herron (1977-78)

SHUTOUTS

All-Time	44	Marc-Andre Fleury
Season	10	Marc-Andre Fleury (2014-15)
Season, Home	5	Marc-Andre Fleury (2006-07)
Season, Road	6	Marc-Andre Fleury (2014-15)
		Tom Barrasso (1997-98)

WINNING PERCENTAGE

All-Time (Min. 30 games)	.750
	Matt Murray (41-12-5)
Season (Min. 30 games)	.739
	Matt Murray (32-10-4) (2016-17)

GOALS AGAINST

All-Time	1713	Marc-Andre Fleury
Season	258	Greg Millen (1980-81)
Season, Home	128	Greg Millen (1980-81)
Season, Road	130	Greg Millen (1980-81)

GOALS-AGAINST AVERAGE

All-Time (Min. 30 Games)	2.32	Matt Murray
Season (Min. 30 Games)	2.07	Tom Barrasso (1997-98)
Season, Home	2.02	Al Smith (1970-71)
Season, Road	1.83	Tom Barrasso (1997-98)

SAVE PERCENTAGE

All-Time (Min. 30 Games)	.925
	Matt Murray
Season (Min. 30 Games)	.923
	Matt Murray (2016-17)
	Ty Conklin (2007-08)

LONGEST CONSECUTIVE STREAKS

Games Played	26	Greg Millen (2/7/81 - 4/4/81) [11-10-5]
Wins	14	Tom Barrasso (3/9/93 - 4/9/93)
Wins, Home	13	Marc-Andre Fleury (2/2/13 - 4/17/13) Jim Rutherford (2/16/72 - 11/16/72)
Wins, Road	8	Tomas Vokoun (1/31/13 - 4/22/13)
Unbeaten	16*	Patrick Lalime (12/6/96 - 1/21/97) [14-0-2]
Unbeaten, Home	18	Michel Plasse (1/11/75 - 12/31/75) [14-0-4]
Unbeaten, Road	7	Tom Barrasso (2 times) (11/15/97 - 12/19/97) [5-0-2] (10/20/95 - 11/17/95) [5-0-2] Denis Herron (3/13/79 - 3/27/79) [5-0-2]
Losses	9	Michel Dion (12/20/83 - 3/1/84)
Losses, Home	7	Sebastien Caron (12/31/03 - 2/10/04)
Losses, Road	10	Denis Herron (12/22/84 - 3/30/85) Joe Daley (11/13/68 - 3/20/69)
Winless	15	Al Smith (1/28/71 - 4/1/71) [0-10-5]
Winless, Home	9	Les Binkley (11/6/68 - 12/21/68) [0-8-1]
Winless, Road	26	Al Smith (3/5/70 - 4/1/71) [0-18-8]

LONGEST SHUTOUT SEQUENCE

Individual	173:06	Tomas Vokoun (3/22/13 - 4/2/13)
Team	218:48	Vokoun/Fleury (3/24/13 - 4/2/13)
Against	183:15	1/31/80 - 2/9/80

* = NHL Record to begin a career

STREAKS

Season	Overall				Home				Road			
	Win	Point	Loss	Winless	Win	Point	Loss	Winless	Win	Point	Loss	Winless
1967-68	4	5	3	4	3	5	2	5	3	3	5	8
1968-69	4	6	7	9	4	4	4	6	2	5	8	14
1969-70	3	4	6	10	4	6	3	4	2	2	4	9
1970-71	2	4	4	8	7	7	2	5	2	3	15	*18
1971-72	4	5	6	9	3	4	3	4	3	6	6	14
1972-73	4	5	5	8	4	8	3	3	1	2	9	9
1973-74	3	4	6	8	3	6	4	4	2	3	4	5
1974-75	3	7	3	7	9	*20	2	4	3	4	4	6
1975-76	4	11	3	7	6	10	4	4	2	6	7	9
1976-77	3	6	4	6	3	7	2	3	2	2	3	6
1977-78	2	7	5	6	2	6	3	5	2	6	5	8
1978-79	4	10	4	5	6	8	3	3	3	7	6	8
1979-80	3	7	6	8	4	7	5	5	2	3	7	7
1980-81	6	6	3	6	5	6	3	3	2	4	8	11
1981-82	4	7	4	9	4	8	2	5	3	3	7	12
1982-83	3	5	11	*18	3	3	4	7	1	2	*18	*18
1983-84	2	3	8	8	1	2	7	11	4	5	6	7
1984-85	5	5	9	12	3	3	4	7	2	2	8	10
1985-86	5	6	5	7	4	10	4	6	2	2	5	5
1986-87	7	7	4	9	6	6	2	3	2	2	4	12
1987-88	4	4	6	10	6	6	3	7	4	4	4	5
1988-89	5	8	4	6	6	12	4	4	3	4	4	8
1989-90	4	5	4	8	7	7	4	4	2	3	8	13
1990-91	6	7	3	5	11	14	3	5	3	4	6	10
1991-92	4	6	4	6	9	9	4	4	5	5	4	7
1992-93	#17	*18	3	3	10	11	2	3	7	*8	3	2
1993-94	4	8	4	4	4	7	3	3	4	4	2	4
1994-95	7	13	3	3	7	9	2	2	4	6	3	3
1995-96	8	8	3	3	8	8	3	3	3	6	4	5
1996-97	6	14	6	6	6	8	3	3	6	7	8	13
1997-98	6	8	3	6	5	10	2	5	5	7	3	5
1998-99	10	10	3	8	9	11	3	4	2	3	3	6
1999-00	4	5	4	8	5	8	3	5	3	3	6	8
2000-01	4	5	2	6	4	5	5	7	2	6	4	4
2001-02	6	6	7	10	3	7	4	4	3	4	6	6
2002-03	4	5	9	16	3	6	5	10	3	3	6	7
2003-04	4	6	*13	*18	3	8	*14	*16	3	3	6	11
2005-06	2	5	10	10	2	3	5	6	2	3	5	9
2006-07	6	16	5	5	8	11	3	3	4	7	4	4
2007-08	8	10	4	4	8	11	2	2	4	6	2	3

* = Club Record,

= NHL Record

STREAKS

Overall

Home

Road

Season	Win	Point	Loss	Winless	Win	Point	Loss	Winless	Win	Point	Loss	Winless
2008-09	7	12	5	5	5	8	5	5	5	7	4	5
2009-10	7	9	5	5	5	11	2	2	7	7	4	4
2010-11	12	15	2	4	7	9	3	3	7	7	3	3
2011-12	11	14	6	6	10	10	4	4	4	5	3	3
2012-13	15	15	2	2	12	12	2	2	5	5	2	2
2013-14	7	7	3	3	*13	13	3	3	3	3	3	3
2014-15	7	7	4	5	5	5	2	3	4	6	3	5
2015-16	8	8	4	5	6	10	3	5	*8	*8	2	4
2016-17	7	10	3	4	7	14	2	3	3	5	3	3

* = Club Record,

= NHL Record

Longest Winning Streak	17	3/9/93 - 4/10/93
Longest Home Winning Streak	13	11/15/13 - 1/15/14
Longest Road Winning Streak	8	3/11/16 - 4/7/16
Longest Unbeaten Streak	18	3/9/93 - 4/14/93 [17-0-1]
Longest Home Unbeaten Streak	20	11/30/74 - 2/22/75 [12-0-8]
Longest Road Unbeaten Streak	8	3/11/16 - 4/7/16 [8-0-0] 3/14/93 - 4/14/93 [7-0-1]
Longest Losing Streak	13	1/13/04 - 2/12/04
Longest Home Losing Streak	14	12/31/03 - 3/22/04
Longest Road Losing Streak	18	12/23/82 - 3/4/83
Longest Winless Streak	18	1/13/04 - 2/22/04 [0-17-1] 1/2/83 - 2/10/83 [0-17-1]
Longest Home Winless Streak	16	12/31/03 - 3/4/04 [0-15-1]
Longest Road Winless Streak	18	12/23/82 - 3/4/83 [0-18-0] 10/25/70 - 1/14/71 [0-11-7]
Consecutive Games Without Being Shutout	211	1/7/89 - 10/28/91
Consecutive Home Games Without Being Shutout	206	1/28/92 - 10/8/97
Consecutive Road Games Without Being Shutout	120	1/12/90 - 12/29/91
Consecutive Games Without Shutting Out Opponent	156	3/12/77 - 12/9/78
Consecutive Home Games Without Shutting Out Opponent	95	4/2/80 - 12/1/82
Consecutive Road Games Without Shutting Out Opponent	188	1/24/87 - 12/5/91
Consecutive Games Tied	4	12/8/79 - 12/15/79
Consecutive Games Going to Shootout	4	3/21/11 - 3/27/11 3/8/09 - 3/14/09

MONTH BY MONTH

	OCT.	NOV.	DEC.	JAN.	FEB.	MAR.	APR.	MAY	SEASON
1967-68	3-6-1	6-3-2	4-8-2	4-7-2	4-5-3	6-5-3			27-34-13
1968-69	1-4-2	4-8-2	2-10-2	3-10-1	4-6-2	6-7-2			20-45-11
1969-70	1-4-3	5-6-2	5-7-0	3-7-3	8-5-0	3-7-4	1-2-0		26-38-12
1970-71	2-4-3	3-6-5	5-7-3	6-5-1	3-7-3	2-7-3	0-1-2		21-37-20
1971-72	5-5-2	3-9-0	3-7-4	1-8-3	7-6-0	6-3-4	1-0-1		26-38-14
1972-73	5-5-0	7-5-2	3-6-4	6-9-0	6-5-1	4-7-2	1-0-0		32-37-9
1973-74	4-4-1	3-7-2	2-10-2	5-8-0	5-6-1	7-4-3	2-2-0		28-41-9
1974-75	2-4-1	6-6-3	4-6-4	8-3-2	7-3-3	9-4-2	1-2-0		37-28-15
1975-76	4-2-1	6-8-1	5-7-2	4-7-3	8-2-4	7-6-1	1-1-0		35-33-12
1976-77	2-6-4	6-5-1	7-5-1	7-4-2	5-5-4	5-8-1	2-0-0		34-33-13
1977-78	3-5-1	4-6-3	4-6-4	5-5-3	4-2-5	2-11-2	3-2-0		25-37-18
1978-79	1-6-2	5-7-1	9-2-4	5-7-1	6-3-1	8-4-4	2-2-0		36-31-13
1979-80	4-4-1	5-4-3	5-3-7	5-10-0	4-7-0	6-7-2	1-2-0		30-37-13
1980-81	4-5-1	2-8-3	5-6-3	6-6-1	7-5-1	5-6-3	1-1-1		30-37-13
1981-82	5-7-2	7-1-2	4-7-2	5-8-2	3-8-2	5-5-3	2-0-0		31-36-13
1982-83	3-9-1	5-3-3	3-9-2	1-12-1	3-11-0	3-7-2	0-2-0		18-53-9
1983-84	3-9-0	3-7-3	3-8-2	1-11-0	3-10-1	3-12-0	0-1-0		16-58-6
1984-85	5-4-0	1-8-3	8-5-1	4-8-1	2-10-0	4-12-0	0-4-0		24-51-5
1985-86	3-5-2	5-7-1	8-6-1	7-4-2	7-4-1	3-9-1	1-3-0		34-38-8
1986-87	8-3-0	5-5-4	2-7-3	4-8-1	4-7-2	5-8-2	2-0-0		30-38-12
1987-88	3-6-3	6-4-2	7-4-2	5-9-2	4-7-0	9-5-0	2-0-0		36-35-9
1988-89	7-4-0	7-6-0	9-2-3	5-6-1	4-6-3	6-9-0	2-0-0		40-33-7
1989-90	3-7-2	6-7-0	7-5-1	6-6-1	8-5-1	2-10-3			32-40-8
1990-91	6-6-1	5-6-1	10-6-1	7-4-0	4-7-1	9-4-2			41-33-6
1991-92	5-5-2	8-3-2	9-5-0	3-7-1	3-7-3	10-3-1	1-2-0		39-32-9
1992-93	8-1-2	9-5-1	9-3-1	8-5-1	5-5-1	11-2-0	6-0-1		56-21-7

	OCT.	NOV.	DEC.	JAN.	FEB.	MAR.	APR.	MAY	SEASON
1993-94	7-4-1	5-3-5	6-4-2	6-3-3	7-6-1	9-5-1	4-2-0		44-27-13
1994-95				5-0-0	9-3-2	8-6-0	7-5-1	0-2-0	29-16-3
1995-96	4-2-2	10-3-1	10-4-0	7-7-0	6-5-1	9-5-0	3-3-0		49-29-4
1996-97	2-8-0	6-5-2	11-2-2	8-3-1	4-7-0	5-8-2	2-3-1		38-36-8
1997-98	7-5-2	7-4-3	7-3-3	8-3-2	1-2-3	6-3-4	4-4-1		40-24-18
1998-99	4-3-2	6-3-3	5-4-2	8-5-0	9-5-0	4-5-6	2-5-1		38-30-14
1999-00	2-3-3-1	6-5-0-2	8-4-0-2	5-8-1-0	5-3-4-1	8-6-0-0	3-2-0-0		37-31-8-6
2000-01	5-4-1-0	6-4-2-1	6-6-3-0	8-5-0-1	7-3-1-0	8-5-2-0	2-1-0-1		42-28-9-3
2001-02	4-6-1-1	6-4-2-1	4-7-2-0	8-6-0-1	1-4-1-1	5-7-1-1	0-7-1-0		28-41-8-5
2002-03	6-2-2-0	5-4-1-3	4-9-0-2	6-7-1-0	4-8-0-0	1-13-2-0	1-1-0-0		27-44-6-5
2003-04	2-4-3-0	3-8-1-1	4-8-1-2	2-14-0-0	2-9-0-1	8-4-3-0	2-0-0-0		23-47-8-4
2005-06	1-5-5	6-7-1	3-7-2	2-11-2	2-4-1	5-8-1	3-4-2		22-46-14
2006-07	6-3-0	5-5-4	5-7-2	8-2-2	9-3-1	12-3-2	2-1-0		47-24-11
2007-08	6-4-1	5-7-1	9-5-0	8-3-2	8-3-3	10-4-1	1-1-0		47-27-8
2008-09	5-4-2	9-2-1	5-8-1	5-8-1	7-4-1	10-1-2	4-1-1		45-28-9
2009-10	11-3-0	8-6-0	7-5-1	8-7-0	2-1-3	8-4-3	3-2-0		47-28-7
2010-11	6-5-1	10-3-1	9-3-1	6-4-1	6-6-2	8-4-2	4-0-0		49-25-8
2011-12	8-3-2	6-4-2	7-6-0	8-4-0	8-4-1	11-3-1	3-1-0		51-25-6
2012-13				4-3-0	9-5-0	15-0-0	8-4-0		36-12-0
2013-14	9-4-0	9-5-1	11-3-0	9-2-1	2-1-2	8-7-1	3-2-2		51-24-7
2014-15	6-2-1	10-3-1	7-4-3	5-4-3	7-4-1	7-6-2	1-4-1		43-27-12
2015-16	7-4-0	6-4-2	5-7-2	6-2-3	8-4-1	12-4-0	4-1-0		48-26-8
2016-17	6-2-1	7-5-2	12-1-2	6-5-0	7-2-3	9-4-3	3-2-0		50-21-11
TOTALS	214-210-68-2	273-244-88-8	287-264-90-6	270-300-58-2	258-250-75-3	332-287-89-1	101-83-16-1	0-2-0	1,735-1,640-484-23

OVERTIME

All-Time Overtime Record

YEAR	OVERALL					HOME					ROAD				
	GP	W	L	T/SO	PTS	GP	W	L	T/SO	PTS	GP	W	L	T/SO	PTS
1983-84	12	1	5	6	8	7	0	3	4	4	5	1	2	2	4
1984-85	8	3	0	5	11	3	0	0	3	3	5	3	0	2	8
1985-86	14	3	3	8	14	7	1	1	5	7	7	2	2	3	7
1986-87	21	5	4	12	22	11	4	1	6	14	10	1	3	6	8
1987-88	16	5	2	9	19	9	2	1	6	10	7	3	1	3	9
1988-89	10	2	1	7	11	3	0	0	3	3	7	2	1	4	8
1989-90	14	3	3	8	14	7	2	2	3	7	7	1	1	5	7
1990-91	12	4	2	6	14	7	3	1	3	9	5	1	1	3	5
1991-92	12	2	1	9	13	8	1	1	6	8	4	1	0	3	5
1992-93	10	3	0	7	13	6	2	0	4	8	4	1	0	3	5
1993-94	19	4	2	13	21	11	2	1	8	12	8	2	1	5	9
1994-95	5	1	1	3	5	1	0	0	1	1	4	1	1	2	4
1995-96	9	3	2	4	10	4	2	2	0	4	5	1	0	4	6
1996-97	13	1	4	8	10	9	1	3	5	7	4	0	1	3	3
1997-98	23	3	2	18	24	13	2	1	10	14	10	1	1	8	10
1998-99	22	7	1	14	28	14	4	0	10	18	8	3	1	4	10
1999-00*	17	3	6	8	20	7	0	0	7	7	10	3	6	1	13
2000-01*	15	3	3	9	18	4	2	0	2	6	11	1	3	7	12
2001-02*	20	7	5	8	27	10	5	1	4	15	10	2	4	4	12
2002-03*	14	3	5	6	17	7	3	2	2	10	7	0	3	4	7
2003-04*	19	7	4	8	26	10	4	0	6	14	9	3	4	2	12
2005-06**	19	5	8	6	24	11	3	5	3	14	8	2	3	3	10
2006-07**	27	16	5	6	43	11	6	2	3	17	16	10	3	3	26
2007-08**	16	8	4	4	24	8	3	2	3	11	8	5	2	1	13
2008-09**	21	12	3	6	33	8	5	1	2	13	13	7	2	4	20
2009-10**	21	14	5	2	35	10	6	3	1	16	11	8	2	1	19
2010-11**	23	15	5	3	38	7	5	2	0	12	16	10	3	3	26
2011-12**	17	11	3	3	28	8	6	2	0	14	9	5	1	3	14
2012-13**	5	5	0	0	10	2	2	0	0	4	3	3	0	0	6
2013-14**	18	11	3	4	29	9	5	1	3	14	9	6	2	1	15
2014-15**	22	10	6	6	32	8	4	2	2	12	14	6	4	4	20
2015-16**	18	10	4	4	28	9	5	1	3	14	9	5	3	1	14
2016-17**	21	10	6	5	31	11	7	2	2	18	10	3	4	3	13
TOTALS	533	200	108	225	700	260	97	43	120	340	273	103	65	105	360

* = Losses worth one point

** = Wins include shootout wins; ties/shootouts include shootout losses. For a breakdown of shootout results, please see Shootout page.

All-Time Overtime vs. Each Team

TEAM	GP	RECORD	TEAM	GP	RECORD
Anaheim	5	1-2-2	Montreal	34	13-4-17
Arizona	9	3-4-2	Nashville	6	3-0-3
Boston	25	11-4-10	New Jersey	26	7-8-11
Buffalo	30	9-6-15	NY Islanders	37	16-3-18
Calgary	10	1-0-9	NY Rangers	47	22-9-16
Carolina	26	10-6-10	Ottawa	23	9-2-12
Chicago	13	2-2-9	Philadelphia	38	11-12-15
Colorado	14	4-4-6	St. Louis	14	3-5-6
Columbus	8	4-2-2	San Jose	9	2-1-6
Dallas	7	3-1-3	Tampa Bay	15	4-4-7
Detroit	15	5-3-7	Toronto	19	8-7-4
Edmonton	10	3-2-5	Vancouver	12	7-1-4
Florida	20	11-3-6	Washington	30	14-5-11
Los Angeles	19	7-7-5	Winnipeg	10	7-1-2
Minnesota	2	0-0-2	TOTALS	533	200-108-225

Wins

PLAYER	DATE	TIME	OPPONENT	GOALIE	SCORE
Randy Carlyle	12/23/83	2:12	@ New Jersey	Resch	6-5
Mario Lemieux	11/14/84	3:54	@ Winnipeg	Behrend	4-3
Randy Hillier	12/7/84	1:35	@ NY Rangers	Hanlon	4-3
Wayne Babych	3/9/85	1:06	@ Boston	Peeters	6-5
Dan Frawley	12/19/85	0:38	@ Minnesota	Casey	4-3
Doug Shedden	2/24/86	3:54	vs. Los Angeles	Melanson	6-5
Mario Lemieux	4/6/86	0:25	@ NY Rangers	Hanlon	5-4
Doug Bodger	10/11/86	0:50	vs. NY Rangers	Vanbiesbrouck	6-5
Mario Lemieux	10/14/86	3:40	vs. Los Angeles	Melanson	4-3
Randy Cunneynworth	10/22/86	2:30	vs. Buffalo	Cloutier	5-4
Chris Kontos	2/8/87	2:12	@ New Jersey	Chevrier	2-1
Mario Lemieux	4/4/87	1:26	vs. Detroit	Hanlon	4-3
Craig Simpson	10/31/87	4:05	@ Quebec	Brunetta	5-4
Moe Mantha	11/14/87	2:04	vs. NY Rangers	Vanbiesbrouck	3-2
Charlie Simmer	1/23/88	0:24	@ Montreal	Hayward	4-3
Mario Lemieux	2/2/88	4:11	vs. Washington	Peeters	3-2
Mario Lemieux	4/2/88	4:02	@ Washington	Malarchuk	7-6
Rob Brown	12/26/88	1:39	@ Hartford	Liut	4-3
Mario Lemieux	4/2/89	3:38	@ Philadelphia	Empty Net	6-5
Randy Hillier	10/14/89	1:40	vs. Montreal	Roy	2-1
Troy Loney	2/14/90	3:33	@ NY Rangers	Richter	4-3
Randy Gilhen	2/22/90	4:26	vs. NY Islanders	Fitzpatrick	4-3
Mark Recchi	11/24/90	1:11	vs. Washington	Liut	3-2
Scott Young	1/17/91	3:31	@ Toronto	Ing	6-5
Paul Stanton	1/29/91	2:46	vs. Washington	Beaupre	3-2
Kevin Stevens	3/21/91	0:13	vs. NY Rangers	Vanbiesbrouck	5-4

PLAYER	DATE	TIME	OPPONENT	GOALIE	SCORE
Phil Bourque	10/15/91	2:30	@ NY Islanders	Healy	7-6
Kevin Stevens	11/13/91	3:25	vs. Edmonton	Ranford	5-4
Jaromir Jagr	12/17/92	2:50	@ Philadelphia	Soderstrom	5-4
Jaromir Jagr	3/11/93	3:18	vs. Los Angeles	Stauber	4-3
Ulf Samuelsson	4/7/93	2:11	vs. Montreal	Roy	4-3
Joe Mullen	10/7/93	1:13	vs. Montreal	Roy	2-1
Jaromir Jagr	12/4/93	2:04	@ Hartford	Reese	7-6
Ron Francis	1/7/94	4:54	@ Buffalo	Hasek	4-3
Kevin Stevens	1/11/94	4:09	vs. Boston	Blue	5-4
Larry Murphy	3/4/95	4:36	@ Boston	Riendeau	4-3
Jaromir Jagr	11/17/95	2:48	@ Washington	Carey	3-2
Mario Lemieux	1/22/96	1:54	vs. Boston	Ranford	7-6
Mario Lemieux	2/18/96	2:17	vs. NY Rangers	Healy	4-3
Fredrik Olausson	3/8/97	0:19	vs. Philadelphia	Snow	3-2
Kevin Hatcher	10/25/97	0:41	@ Vancouver	McLean	3-2
Rob Brown	11/1/97	3:52	vs. Vancouver	McLean	7-6
Jaromir Jagr	11/22/97	0:25	vs. NY Rangers	Richter	4-3
Kevin Hatcher	12/15/98	3:17	vs. Tampa Bay	Schwab	3-2
Jaromir Jagr	12/26/98	1:18	vs. Ottawa	Tugnut	2-1
Alexei Kovalev	2/9/99	4:31	vs. Montreal	Chabot	3-2
Jaromir Jagr	2/11/99	1:21	vs. Vancouver	Hirsch	6-5
Kip Miller	2/13/99	3:39	@ Nashville	Vokoun	3-2
Kip Miller	3/10/99	2:49	@ Carolina	Irbe	3-2
Jaromir Jagr	4/18/99	1:22	@ NY Rangers	Richter	2-1
Robert Lang	1/31/00	4:28	@ Atlanta	Fankhouser	2-1
Hans Jonsson	3/30/00	2:25	@ Washington	Kolzig	4-3
Jaromir Jagr	4/7/00	0:13	@ Buffalo	Hasek	2-1
Alexei Kovalev	2/10/01	0:18	vs. New Jersey	Brodeur	5-4
Alexei Kovalev	2/17/01	1:19	@ Columbus	Tugnut	3-2
Mario Lemieux	2/21/01	2:10	vs. Florida	Luongo	3-2
Billy Tibbetts	11/3/01	1:51	vs. Tampa Bay	Khabibulin	2-1
Jan Hrdina	11/17/01	4:41	vs. NY Rangers	Blackburn	1-0
Aleksey Morozov	1/24/02	1:29	@ NY Islanders	Snow	5-4
Randy Robitaille	1/26/02	4:02	vs. Atlanta	Hnilicka	3-2
Michal Rozsival	2/28/02	1:42	@ Columbus	Tugnut	4-3
Alexei Kovalev	3/5/02	3:23	vs. Florida	Luongo	6-5
Jan Hrdina	3/9/02	0:37	vs. NY Rangers	Richter	3-2
Martin Straka	1/4/03	0:42	vs. NY Islanders	Snow	3-2
Mario Lemieux	2/18/03	1:35	vs. Edmonton	Salo	4-3
Shawn Heins	2/22/03	4:33	vs. St. Louis	Johnson	2-1
Ryan Malone	11/1/03	2:10	vs. Boston	Raycroft	3-2
Aleksey Morozov	11/14/03	3:09	@ Buffalo	Noronen	2-1
Ryan Malone	11/22/03	2:40	vs. Ottawa	Lalime	2-1
Ric Jackman	2/25/04	1:48	@ Phoenix	Boucher	4-3

PLAYER	DATE	TIME	OPPONENT	GOALIE	SCORE
Ryan Malone	2/29/04	2:45	@ NY Islanders	Snow	3-2
Aleksey Morozov	3/19/04	1:17	vs. Carolina	Weekes	4-3
Aleksey Morozov	3/21/04	4:52	vs. NY Rangers	Dunham	4-3
Sergei Gonchar	11/1/05	1:01	@ New Jersey	Clemmensen	4-3
Sidney Crosby	11/16/05	4:13	@ Philadelphia	Niittymaki	3-2
Sidney Crosby	12/31/05	3:31	vs. NY Rangers	Lundqvist	4-3
Sidney Crosby	3/24/06	3:28	vs. NY Islanders	DiPietro	4-3
Sergei Gonchar	10/19/06	3:33	@ NY Islanders	Dunham	4-3
Evgeni Malkin	11/1/06	2:45	@ Los Angeles	Cloutier	4-3
Colby Armstrong	12/9/06	3:51	@ Atlanta	Lehtonen	4-3
Jordan Staal	2/10/07	3:54	@ Toronto	Raycroft	6-5
Colby Armstrong	2/22/07	2:39	@ Florida	Belfour	2-1
Colby Armstrong	3/10/07	1:19	vs. NY Rangers	Lundqvist	3-2
Sergei Gonchar	12/27/07	1:33	vs. Washington	Kolzig	4-3
Tyler Kennedy	10/4/08	4:35	@ Ottawa	Gerber	4-3
Pascal Dupuis	10/14/08	4:49	vs. Philadelphia	Niittymaki	3-2
Ruslan Fedotenko	11/11/08	3:49	@ Detroit	Osgood	7-6
Sidney Crosby	12/22/08	0:43	@ Buffalo	Miller	4-3
Evgeni Malkin	2/4/09	4:44	vs. Tampa Bay	McKenna	4-3
Evgeni Malkin	2/27/09	1:36	@ Chicago	Niemi	5-4
Pascal Dupuis	11/14/09	1:24	vs. Boston	Thomas	6-5
Sidney Crosby	11/23/09	3:07	@ Florida	Vokoun	3-2
Evgeni Malkin	12/12/09	0:37	vs. Florida	Vokoun	3-2
Evgeni Malkin	3/4/10	3:42	@ NY Rangers	Lundqvist	5-4
Jordan Leopold	4/3/10	2:50	vs. Atlanta	Hedberg	4-3
Jordan Leopold	4/11/10	4:25	@ NY Islanders	Rolason	6-5
Alex Goligoski	10/15/10	1:51	vs. NY Islanders	DiPietro	3-2
Kris Letang	10/21/10	3:49	@ Nashville	Rinne	4-3
Jordan Staal	2/10/11	4:41	vs. Los Angeles	Quick	2-1
Tyler Kennedy	2/16/11	4:10	@ Colorado	Budaj	3-2
Dustin Jeffrey	3/5/11	1:52	@ Boston	Thomas	3-2
Kris Letang	11/26/11	2:09	@ Montreal	Price	4-3
Evgeni Malkin	1/22/12	1:31	vs. Washington	Neuvirth	4-3
Brandon Sutter	3/2/13	0:52	@ Montreal	Price	7-6
Tyler Kennedy	3/24/13	2:33	vs. Philadelphia	Bryzgalov	2-1
Sidney Crosby	12/3/13	3:44	@ NY Islanders	Nilsson	4-3
James Neal	12/27/13	1:03	@ Carolina	Peters	4-3
James Neal	2/3/14	1:55	vs. Ottawa	Anderson	2-1
James Neal	3/22/14	1:27	vs. Tampa Bay	Lindback	4-3
Evgeni Malkin	11/24/14	0:32	@ Boston	Rask	3-2
Blake Comeau	11/26/14	2:53	vs. Toronto	Bernier	4-3
Blake Comeau	12/18/14	2:24	vs. Colorado	Pickard	1-0
Sidney Crosby	1/10/15	3:41	@ Montreal	Price	2-1
Simon Despres	1/30/15	2:21	@ New Jersey	Schneider	2-1
Patric Hornqvist	3/7/15	1:44	@ Los Angeles	Quick	1-0

PLAYER	DATE	TIME	OPPONENT	GOALIE	SCORE
Evgeni Malkin	10/20/15	1:21	vs. Florida	Luongo	3-2
Phil Kessel	10/24/15	0:41	@ Nashville	Rinne	2-1
Evgeni Malkin	11/25/15	1:03	vs. St. Louis	Allen	4-3
Kris Letang	2/6/16	1:27	@ Florida	Luongo	3-2
Sidney Crosby	3/27/16	4:30	@ NY Rangers	Lundqvist	3-2
Sidney Crosby	4/7/16	4:00	@ Washington	Holtby	4-3
Kris Letang	11/18/16	1:24	@ NY Islanders	Halak	3-2
Bryan Rust	12/14/16	1:24	vs. Boston	Rask	4-3
Evgeni Malkin	12/31/16	1:54	vs. Montreal	Price	4-3
Conor Sheary	1/16/17	0:34	vs. Washington	Grubauer	8-7
Phil Kessel	2/3/17	3:15	vs. Columbus	Bobrovsky	4-3
Sidney Crosby	2/16/17	4:38	vs. Winnipeg	Hellebuyck	4-3

Losses

PLAYER	DATE	TIME	OPPONENT	GOALIE	SCORE
Lucien DeBlois	10/12/83	1:34	vs. Winnipeg	Dion	4-3
Bobby Clarke	11/20/83	2:43	@ Philadelphia	Herron	5-4
Paul MacLean	1/18/84	1:28	vs. Winnipeg	Dion	5-4
Dave Andreychuk	2/8/84	0:35	vs. Buffalo	Herron	6-5
Mark Osborne	2/26/84	2:18	@ NY Rangers	Herron	4-3
Tiger Williams	11/16/85	3:10	@ Los Angeles	Romano	4-3
Murray Craven	12/22/85	2:12	@ Philadelphia	Meloche	3-2
Ilkka Sinisalo	4/5/86	1:59	vs. Philadelphia	Meloche	4-3
Steve Thomas	12/13/86	4:36	@ Toronto	Romano	3-2
Mike Bossy	12/23/86	3:25	@ NY Islanders	Romano	4-3
Mike Gartner	1/1/87	1:30	@ Washington	Romano	4-3
Tomas Sandstrom	3/14/87	1:05	vs. NY Rangers	Riggin	3-2
Kevin Dineen	1/9/88	0:55	@ Hartford	Meloche	5-4
Mario Marois	2/23/88	2:40	vs. Winnipeg	Pietrangelo	4-3
Dave Taylor	3/7/89	2:37	@ Los Angeles	Barrasso	3-2
Don Maloney	2/6/90	4:28	vs. NY Islanders	Barrasso	8-7
Craig MacTavish	3/6/90	1:17	@ Edmonton	Pietrangelo	4-3
Uwe Krupp	3/31/90	1:00	vs. Buffalo	Barrasso	3-2
Tony Granato	11/17/90	0:52	@ Los Angeles	Pietrangelo	2-1
Patrick Flatley	12/23/90	4:29	vs. NY Islanders	Pietrangelo	4-3
Donald Audette	1/23/92	3:25	vs. Buffalo	Young	5-4
Tony Amonte	2/21/94	0:08	@ NY Rangers	Barrasso	4-3
Randy Burridge	3/15/94	0:40	vs. Washington	Barrasso	5-4
Rod Brind'Amour	4/16/95	1:30	@ Philadelphia	Wregget	4-3
Yanic Perreault	10/21/95	0:40	vs. Los Angeles	Wregget	3-2
Steve Thomas	3/9/96	0:21	vs. New Jersey	Barrasso	4-3
Shawn Burr	10/5/96	1:37	vs. Tampa Bay	Barrasso	4-3

PLAYER	DATE	TIME	OPPONENT	GOALIE	SCORE
Adam Oates	11/14/96	1:05	@ Boston	Wregget	2-1
Valeri Kamensky	1/23/97	3:55	vs. Colorado	Lalime	4-3
Brendan Shanahan	2/8/97	2:01	vs. Detroit	Lalime	6-5
Valeri Kamensky	1/3/98	3:04	vs. Colorado	Skudra	5-4
Alexandre Daigle	3/8/98	4:03	@ Philadelphia	Wregget	4-3
Dixon Ward	3/28/99	2:27	@ Buffalo	Aubin	4-3
Teemu Selanne	10/27/99	3:38	@ Anaheim	Aubin	2-1
Sergei Fedorov	11/12/99	0:36	@ Detroit	Aubin	3-2
Mike Wilson	11/20/99	2:57	@ Florida	Aubin	2-1
Mats Sundin	12/4/99	0:27	@ Toronto	Barrasso	3-2
Adam Oates	12/29/99	4:32	@ Washington	Aubin	3-2
Luke Richardson	2/24/00	4:51	@ Philadelphia	Aubin	4-3
Joe Sakic	11/13/00	3:56	@ Colorado	Snow	3-2
Darryl Sydor	1/19/01	0:42	@ Dallas	Snow	6-5
John LeClair	4/7/01	4:39	@ Philadelphia	Snow	4-3
Pavol Demitra	10/20/01	3:35	@ St. Louis	Hedberg	2-1
Vaclav Prospal	11/10/01	4:29	@ Tampa Bay	Aubin	3-2
Marty Murray	1/29/02	1:47	@ Philadelphia	Aubin	3-2
Brian Rafalski	2/9/02	4:51	vs. New Jersey	Hedberg	2-1
Oleg Petrov	3/30/02	1:32	@ Montreal	Hedberg	2-1
Valeri Bure	11/6/02	2:19	@ Florida	Hedberg	4-3
Donald Audette	11/18/02	1:12	@ Montreal	Hedberg	5-4
Andrei Markov	11/20/02	2:25	vs. Montreal	Aubin	3-2
Mathieu Schneider	12/14/02	4:22	@ Los Angeles	Hedberg	3-2
Ilya Kovalchuk	12/30/02	4:40	vs. Atlanta	Aubin	3-2
Patrik Elias	11/21/03	0:39	@ New Jersey	Fleury	2-1
Markus Naslund	12/9/03	0:24	@ Vancouver	Fleury	4-3
Jeff O'Neill	12/18/03	2:14	@ Carolina	Caron	2-1
Eric Boguniecki	2/14/04	2:06	@ St. Louis	Caron	2-1
Glen Murray	10/8/05	1:23	vs. Boston	Caron	7-6
Jochen Hecht	10/10/05	4:39	@ Buffalo	Fleury	3-2
Mike Rathje	10/14/05	3:17	@ Philadelphia	Caron	6-5
Stephen Weiss	10/25/05	0:53	vs. Florida	Thibault	4-3
Chris Drury	12/16/05	1:32	vs. Buffalo	Fleury	4-3
Tomas Kaberle	12/27/05	2:26	vs. Toronto	Fleury	3-2
Bryan McCabe	1/2/06	1:02	@ Toronto	Thibault	3-2
Brian Gionta	4/2/06	2:22	vs. New Jersey	Fleury	3-2
Teemu Selanne	11/6/06	0:44	@ Anaheim	Thibault	3-2
Vincent Lecavalier	11/8/06	2:41	vs. Tampa Bay	Fleury	4-3
Martin Straka	11/25/06	4:57	vs. NY Rangers	Fleury	2-1
Sheldon Souray	2/4/07	2:01	@ Montreal	Fleury	4-3
Tomas Kaberle	3/31/07	3:55	@ Toronto	Fleury	5-4
Jason Strudwick	11/17/07	1:40	vs. NY Rangers	Fleury	4-3

PLAYER	DATE	TIME	OPPONENT	GOALIE	SCORE
Zach Parise	2/4/08	0:37	@ New Jersey	Conklin	4-3
Daniel Alfredsson	2/23/08	4:56	vs. Ottawa	Conklin	4-3
Chris Drury	3/31/08	1:46	@ NY Rangers	Fleury	2-1
Zach Parise	10/11/08	4:22	vs. New Jersey	Fleury	2-1
Jamie Langenbrunner	1/30/09	4:00	@ New Jersey	Fleury	4-3
Anton Babchuk	4/4/09	1:11	@ Carolina	Fleury	3-2
Kris Versteeg	12/5/09	2:38	vs. Chicago	Fleury	2-1
Mike Knuble	2/7/10	2:49	@ Washington	Fleury	5-4
Olli Jokinen	2/12/10	1:02	vs. NY Rangers	Fleury	3-2
Brian Pothier	3/11/10	0:23	@ Carolina	Johnson	4-3
Jamie McBain	3/20/10	4:59	vs. Carolina	Fleury	3-2
Erik Johnson	10/23/10	0:50	@ St. Louis	Johnson	1-0
Ryan Callahan	11/15/10	3:38	vs. NY Rangers	Fleury	3-2
Patrick Marleau	2/23/11	4:56	vs. San Jose	Fleury	3-2
Mikhail Grabovski	3/2/11	0:42	@ Toronto	Fleury	3-2
Ilya Kovalchuk	3/4/11	4:35	@ New Jersey	Johnson	2-1
Dennis Wideman	10/13/11	2:48	vs. Washington	Johnson	3-2
Alex Pietrangelo	11/23/11	4:07	vs. St. Louis	Fleury	3-2
Scott Hartnell	3/18/12	4:59	@ Philadelphia	Fleury	3-2
Torey Krug	11/25/13	0:34	@ Boston	Fleury	4-3
Ryan Nugent-Hopkins	1/10/14	1:01	@ Edmonton	Zatkoff	4-3
Daniel Alfredsson	3/20/14	4:59	@ Detroit	Fleury	5-4
Mark Streit	4/12/14	2:10	vs. Philadelphia	Fleury	4-3
Justin Abdelkader	10/23/14	4:16	@ Detroit	Greiss	4-3
Kevin Klein	12/8/14	3:45	@ NY Rangers	Fleury	4-3
Patrice Bergeron	1/7/15	2:43	vs. Boston	Fleury	3-2
Claude Giroux	1/20/15	3:57	@ Philadelphia	Greiss	3-2
Alex Steen	3/24/15	0:35	vs. St. Louis	Fleury	3-2
Mark Stone	4/7/15	2:43	@ Ottawa	Fleury	4-3
Cam Atkinson	11/27/15	2:42	@ Columbus	Fleury	2-1
Artemi Panarin	1/5/16	3:47	vs. Chicago	Fleury	3-2
Jeff Skinner	1/12/16	3:02	@ Carolina	Fleury	3-2
Vladislav Namestnikov	1/15/16	2:11	@ Tampa Bay	Fleury	5-4
Gabriel Landeskog	10/17/16	0:22	vs. Colorado	Fleury	4-3
Nic Dowd	11/3/16	2:37	@ Los Angeles	Fleury	3-2
Tyler Toffoli	12/16/16	1:00	vs. Los Angeles	Murray	1-0
Jake Gardiner	12/17/16	2:00	@ Toronto	Fleury	2-1
Connor Murphy	2/11/17	4:38	@ Arizona	Fleury	4-3
Brandon Dubinsky	2/17/17	1:04	@ Columbus	Murray	2-1

Overtime Scoring

PLAYER	G	A	PTS
Sidney Crosby	10	13	23
Evgeni Malkin	10	12	22
Mario Lemieux	11	11	22
Kris Letang	4	12	16
Jaromir Jagr	9	5	14
Alexei Kovalev	4	4	8
Sergei Gonchar	3	5	8
Jordan Staal	2	5	7
Martin Straka	1	6	7
Phil Kessel	2	4	6
James Neal	3	3	6
Ron Francis	1	5	6
Dick Tarnstrom	0	6	6
Aleksey Morozov	4	1	5
Kevin Stevens	3	2	5
Larry Murphy	1	4	5
Colby Armstrong	3	1	4
Tyler Kennedy	3	1	4
Ryan Malone	3	1	4
Pascal Dupuis	2	2	4
Jan Hrdina	2	2	4
Paul Coffey	0	4	4
Justin Schultz	0	3	3
Rob Brown	2	1	3
Kevin Hatcher	2	1	3
Randy Hillier	2	1	3
Kip Miller	2	1	3
Doug Bodger	1	2	3
Phil Bourque	1	2	3
Alex Goligoski	1	2	3
Ric Jackman	1	2	3
Michal Rozsival	1	2	3
Craig Simpson	1	2	3
Scott Young	1	2	3
Jiri Slegr	0	3	3
German Titov	0	3	3
Warren Young	0	3	3
Blake Comeau	2	0	2
Jordan Leopold	2	0	2
Randy Cunneynworth	1	1	2
Simon Despres	1	1	2

PLAYER	G	A	PTS
Dan Frawley	1	1	2
Hans Jonsson	1	1	2
Robert Lang	1	1	2
Troy Loney	1	1	2
Moe Mantha	1	1	2
Mark Recchi	1	1	2
Paul Stanton	1	1	2
Brandon Sutter	1	1	2
Billy Tibbetts	1	1	2
Stu Barnes	0	2	2
Kris Beech	0	2	2
John Cullen	0	2	2
Mike Eastwood	0	2	2
Deryk Engelland	0	2	2
Darius Kasparaitis	0	2	2
Brooks Orpik	0	2	2
Tomas Sandstrom	0	2	2
Bryan Smolinski	0	2	2
Maxime Talbot	0	2	2
Ryan Whitney	0	2	2
Zarley Zalapski	0	2	2
Patric Hornqvist	1	0	1
Bryan Rust	1	0	1
Conor Sheary	1	0	1
Wayne Babych	1	0	1
Randy Carlyle	1	0	1
Ruslan Fedotenko	1	0	1
Randy Gilhen	1	0	1
Shawn Heins	1	0	1
Dustin Jeffrey	1	0	1
Chris Kontos	1	0	1
Joe Mullen	1	0	1
Fredrik Olausson	1	0	1
Randy Robitaille	1	0	1
Ulf Samuelsson	1	0	1
Doug Shedden	1	0	1
Charlie Simmer	1	0	1
Marc Bergevin	0	1	1
Robert Bortuzzo	0	1	1
John Chabot	0	1	1
Trevor Daley	0	1	1

PLAYER	G	A	PTS
Ron Duguay	0	1	1
Mark Eaton	0	1	1
Nils Ekman	0	1	1
Bob Errey	0	1	1
Rico Fata	0	1	1
Andrew Ference	0	1	1
Lee Giffin	0	1	1
Bill Guerin	0	1	1
Dave Hannan	0	1	1
Jussi Jokinen	0	1	1
Rick Kehoe	0	1	1
Milan Kraft	0	1	1
Janne Laukkanen	0	1	1
Ben Lovejoy	0	1	1
Norm Maciver	0	1	1
Paul Martin	0	1	1
Josef Melichar	0	1	1
Matt Niskanen	0	1	1
Tom O'Regan	0	1	1
Michel Ouellet	0	1	1
Wilf Paiment	0	1	1
Lasse Pirjeta	0	1	1
Steve Poapst	0	1	1
Stephane Richer	0	1	1
Gary Rissling	0	1	1
Gord Roberts	0	1	1
Miroslav Satan	0	1	1
Rob Scuderi	0	1	1
Ville Siren	0	1	1
Tony Tanti	0	1	1
Rick Tocchet	0	1	1

SHOOTOUT

All-Time Record

YEAR	OVERALL			HOME			ROAD		
	GP	W	L	GP	W	L	GP	W	L
2005-06	7	1	6	4	1	3	3	0	3
2006-07	16	10	6	8	5	3	8	5	3
2007-08	11	7	4	5	2	3	6	5	1
2008-09	12	6	6	5	3	2	7	3	4
2009-10	10	8	2	4	3	1	6	5	1
2010-11	13	10	3	3	3	0	10	7	3
2011-12	12	9	3	5	5	0	7	4	3
2012-13	3	3	0	1	1	0	2	2	0
2013-14	10	7	3	6	3	3	4	4	0
2014-15	10	4	6	4	2	2	6	2	4
2015-16	8	4	4	6	3	3	2	1	1
2016-17	9	4	5	4	2	2	5	2	3
TOTALS	121	73	48	55	33	22	66	40	26

All-Time vs. Each Team

TEAM	SHOOTOUTS AGAINST	W-L
Anaheim	1	1-0
Arizona	1	1-0
Boston	4	2-2
Buffalo	5	4-1
Calgary	3	1-2
Carolina	6	5-1
Chicago	4	1-3
Colorado	1	1-0
Columbus	3	1-2
Dallas	2	2-0
Detroit	3	3-0
Edmonton	3	1-2
Florida	6	4-2
Los Angeles	2	1-1
Minnesota	1	0-1

TEAM	SHOOTOUTS AGAINST	W-L
Montreal	8	4-4
Nashville	1	0-1
New Jersey	3	2-1
NY Islanders	13	5-8
NY Rangers	10	6-4
Ottawa	8	5-3
Philadelphia	5	5-0
St. Louis	1	1-0
San Jose	5	2-3
Tampa Bay	2	0-2
Toronto	6	5-1
Vancouver	4	4-0
Washington	6	4-2
Winnipeg	4	2-2
TOTALS	121	73-48

All-Time Results

DATE	OPPONENT	W/L	WINNING GOAL	WINNING GOALIE	LOSING GOALIE	SHOOTOUT SCORE	FINAL SCORE
10/7/05	@ Carolina	L	Stillman	Ward	Caron	1-0	3-2
11/10/05	vs. Montreal	W	Crosby	Thibault	Theodore	1-0	3-2
11/14/05	vs. NY Islanders	L	Blake	DiPietro	Thibault	3-2	3-2
1/26/06	@ NY Islanders	L	Satan	Dubielewicz	Caron	1-0	4-3
2/4/06	vs. NY Islanders	L	Satan	DiPietro	Fleury	2-0	5-4
3/7/06	vs. Tampa Bay	L	Richards	Grahame	Fleury	2-0	5-4
4/15/06	@ NY Islanders	L	Nilsson	DiPietro	Caron	4-3	5-4
11/22/06	vs. Boston	L	Sturm	Thomas	Fleury	1-0	4-3
12/7/06	@ NY Rangers	L	Shanahan	Lundqvist	Fleury	1-0	3-2
12/11/06	@ Washington	W	Malkin	Fleury	Kolzig	2-1	5-4
12/21/06	@ Atlanta	L	Kozlov	Lehtonen	Thibault	2-0	4-3
1/7/07	vs. Tampa Bay	L	St. Louis	Holmqvist	Fleury	1-0	3-2
1/18/07	@ Boston	L	Kessel	Toivonen	Fleury	2-1	5-4
1/26/07	@ Dallas	W	Christensen	Fleury	Turco	1-0	4-3
2/1/07	vs. Montreal	W	Malkin	Fleury	Aebischer	2-1	5-4
2/8/07	@ Philadelphia	W	Crosby	Fleury	Niittymaki	1-0	5-4
2/14/07	vs. Chicago	W	Christensen	Fleury	Khabibulin	2-0	5-4
3/1/07	@ NY Rangers	W	Crosby	Fleury	Lundqvist	1-0	4-3
3/4/07	vs. Philadelphia	W	Christensen	Fleury	Biron	2-0	4-3
3/6/07	@ Ottawa	W	Crosby	Thibault	Emery	2-1	5-4
3/8/07	vs. New Jersey	L	Elias	Brodeur	Fleury	1-0	4-3
3/13/07	vs. Buffalo	W	Crosby	Fleury	Miller	2-1	5-4
3/18/07	vs. Ottawa	W	Ruutu	Fleury	Emery	1-0	4-3
10/19/07	vs. Carolina	W	Crosby	Sabourin	Ward	3-2	4-3
10/27/07	vs. Montreal	L	Markov	Price	Sabourin	1-0	4-3
11/22/07	@ Ottawa	W	Ruutu	Sabourin	Gerber	2-1	6-5
12/6/07	@ Calgary	W	Letang	Sabourin	Kiprusoff	2-1	3-2
12/8/07	@ Vancouver	W	Letang	Sabourin	Luongo	2-1	2-1
12/20/07	@ Boston	W	Christensen	Conklin	Thomas	2-0	5-4
1/1/08	@ Buffalo	W	Crosby	Conklin	Miller	2-1	2-1
1/12/08	@ Atlanta	L	Recchi	Lehtonen	Conklin	1-0	3-2
1/21/08	vs. Washington	L	Semin	Kolzig	Conklin	2-1	6-5
2/24/08	vs. San Jose	L	Roenick	Nabokov	Conklin	3-2	2-1
3/2/08	vs. Atlanta	W	Letang	Fleury	Lehtonen	1-0	3-2
10/20/08	@ Boston	W	Malkin	Sabourin	Thomas	2-1	2-1
10/25/08	@ NY Rangers	L	Sjostrom	Lundqvist	Fleury	1-0	3-2
11/8/08	@ NY Islanders	W	Sykora	Sabourin	MacDonald	1-0	4-3
11/13/08	vs. Philadelphia	W	Goligoski	Sabourin	Biron	1-0	5-4
11/18/08	vs. Minnesota	L	Zidlicky	Backstrom	Sabourin	1-0	2-1
12/3/08	@ NY Rangers	L	Zherdev	Lundqvist	Sabourin	3-1	3-2
2/11/09	vs. San Jose	W	Crosby	Fleury	Boucher	1-0	2-1
2/16/09	@ NY Islanders	L	Tambellini	MacDonald	Fleury	2-1	3-2
3/8/09	@ Washington	W	Crosby	Fleury	Theodore	1-0	4-3
3/10/09	vs. Florida	W	Letang	Fleury	Vokoun	2-0	4-3
3/12/09	@ Columbus	L	Huselius	Mason	Fleury	1-0	4-3

DATE	OPPONENT	W/L	WINNING GOAL	WINNING GOALIE	LOSING GOALIE	SHOOTOUT SCORE	FINAL SCORE
3/14/09	vs. Ottawa	L	Comrie	Elliott	Fleury	2-1	4-3
10/3/09	@ NY Islanders	W	Crosby	Fleury	Roloson	2-0	4-3
10/14/09	@ Carolina	W	Kunitz	Fleury	Ward	2-1	3-2
10/23/09	vs. Florida	W	Crosby	Johnson	Vokoun	1-0	3-2
10/30/09	@ Columbus	W	Crosby	Johnson	Mason	1-0	4-3
12/17/09	@ Philadelphia	W	Letang	Fleury	Boucher	2-0	3-2
12/19/09	@ Buffalo	W	Letang	Fleury	Lalime	1-0	2-1
1/31/10	vs. Detroit	W	Crosby	Fleury	Howard	2-0	2-1
2/14/10	vs. Nashville	L	O'Reilly	Ellis	Fleury	2-0	4-3
3/24/10	@ Washington	L	Knuble	Theodore	Fleury	3-2	4-3
3/28/10	vs. Toronto	W	Crosby	Fleury	Giguere	2-0	5-4
11/6/10	@ Phoenix	W	Letestu	Johnson	Bryzgalov	1-0	4-3
11/19/10	vs. Carolina	W	Letang	Fleury	Peters	2-0	5-4
12/23/10	@ Washington	W	Dupuis	Fleury	Neuvirth	2-1	3-2
12/29/10	@ NY Islanders	L	Parenteau	DiPietro	Fleury	3-2	2-1
1/6/11	@ Montreal	L	Pouliot	Price	Johnson	1-0	2-1
2/1/11	@ NY Rangers	W	Jeffrey	Fleury	Lundqvist	1-0	4-3
2/20/11	@ Chicago	L	Kane	Crawford	Fleury	1-0	3-2
2/26/11	@ Toronto	W	Kovalev	Fleury	Reimer	1-0	6-5
3/21/11	@ Detroit	W	Neal	Johnson	MacDonald	1-0	5-4
3/24/11	@ Philadelphia	W	Kunitz	Fleury	Bobrovsky	2-1	2-1
3/25/11	vs. New Jersey	W	Neal	Fleury	Brodeur	1-0	1-0
3/27/11	vs. Florida	W	Kovalev	Fleury	Clemmensen	2-0	2-1
4/8/11	@ NY Islanders	W	Kunitz	Fleury	Montoya	1-0	4-3
10/6/11	@ Vancouver	W	Letang	Fleury	Luongo	2-0	4-3
10/9/11	@ Edmonton	L	Hemsky	Dubnyk	Johnson	2-1	2-1
10/27/11	vs. NY Islanders	W	Malkin	Fleury	DiPietro	1-0	3-2
11/3/11	@ San Jose	L	Clowe	Greiss	Fleury	1-0	4-3
11/5/11	@ Los Angeles	W	Kunitz	Fleury	Quick	2-1	3-2
1/17/12	vs. Carolina	W	Neal	Fleury	Ward	2-1	2-1
1/20/12	vs. Montreal	W	Malkin	Fleury	Budaj	1-0	5-4
1/24/12	@ St. Louis	W	Kunitz	Fleury	Elliott	2-1	3-2
1/31/12	vs. Toronto	W	Malkin	Fleury	Gustavsson	1-0	5-4
2/7/12	@ Montreal	L	Plekanec	Price	Fleury	3-2	3-2
2/29/12	@ Dallas	W	Dupuis	Fleury	Lehtonen	3-2	4-3
3/9/12	vs. Florida	W	Neal	Fleury	Theodore	2-0	2-1
1/27/13	@ Ottawa	W	Malkin	Fleury	Anderson	3-2	2-1
3/10/13	@ Toronto	W	Neal	Fleury	Reimer	2-0	5-4
4/5/13	vs. NY Rangers	W	Jokinen	Fleury	Lundqvist	1-0	2-1
10/19/13	vs. Vancouver	W	Malkin	Fleury	Luongo	1-0	4-3
11/27/13	vs. Toronto	W	Crosby	Zatkoff	Bernier	2-0	6-5
12/18/13	@ NY Rangers	W	Sutter	Fleury	Lundqvist	1-0	4-3
1/7/14	@ Vancouver	W	Crosby	Fleury	Lack	1-0	5-4
2/7/14	vs. NY Rangers	L	Richards	Lundqvist	Fleury	2-1	4-3
2/27/14	vs. Montreal	L	Desharnais	Budaj	Fleury	1-0	6-5
3/7/14	@ Anaheim	W	Sutter	Fleury	Hiller	3-2	3-2
4/6/14	@ Colorado	W	Jokinen	Fleury	Varlamov	1-0	3-2

DATE	OPPONENT	W/L	WINNING GOAL	WINNING GOALIE	LOSING GOALIE	SHOOTOUT SCORE	FINAL SCORE
4/9/14	vs. Detroit	W	Jokinen	Fleury	Gustavsson	1-0	4-3
4/13/14	vs. Ottawa	L	Spezza	Lehner	Zatkoff	2-0	3-2
11/6/14	@ Winnipeg	W	Crosby	Fleury	Pavelec	2-1	4-3
11/15/14	@ NY Rangers	W	Sutter	Fleury	Lundqvist	2-1	3-2
11/21/14	vs. NY Islanders	L	Okposo	Johnson	Fleury	2-1	5-4
12/13/14	@ Columbus	L	Johansen	Bobrovsky	Greiss	2-1	4-3
12/22/14	@ Florida	L	Barkov	Luongo	Fleury	1-0	4-3
1/21/15	vs. Chicago	L	Toews	Crawford	Fleury	2-0	3-2
2/12/15	@ Ottawa	W	Perron	Greiss	Lehner	1-0	5-4
2/15/15	@ Chicago	L	Sharp	Crawford	Fleury	3-2	2-1
3/9/15	@ San Jose	L	Wingels	Niemi	Fleury	2-1	2-1
3/29/15	vs. San Jose	W	Perron	Fleury	Stalock	2-0	3-2
11/11/15	vs. Montreal	W	Perron	Fleury	Condon	2-0	4-3
11/28/15	vs. Edmonton	L	Hendricks	Nilsson	Zatkoff	2-0	3-2
12/11/15	vs. Los Angeles	L	Gaborik	Quick	Fleury	2-1	3-2
12/30/15	vs. Toronto	L	Parenteau	Bernier	Murray	2-1	3-2
2/12/16	@ Carolina	W	Letang	Fleury	Ward	1-0	2-1
2/15/16	@ Florida	L	Jokinen	Montoya	Fleury	2-1	2-1
3/15/16	vs. NY Islanders	W	Letang	Fleury	Berube	1-0	2-1
3/29/16	vs. Buffalo	W	Letang	Murray	Johnson	2-0	5-4
10/13/16	vs. Washington	W	Kessel	Fleury	Holtby	3-2	3-2
11/19/16	@ Buffalo	L	C. O'Reilly	Nilsson	Fleury	1-0	2-1
11/26/16	vs. New Jersey	W	Letang	Murray	Kinkaid	1-0	4-3
2/7/17	vs. Calgary	L	Versteeg	Johnson	Murray	1-0	3-2
3/10/17	@ Edmonton	W	Kessel	Fleury	Talbot	2-1	3-2
3/13/17	@ Calgary	L	Versteeg	Elliott	Fleury	1-0	4-3
3/23/17	@ Ottawa	L	Turris	Condon	Murray	2-0	2-1
3/24/17	vs. NY Islanders	L	Tavares	Halak	Fleury	2-1	4-3
3/31/17	@ NY Rangers	W	Kessel	Murray	Lundqvist	2-0	4-3

All-Time Record

YEAR	OVERALL			HOME			ROAD		
	GOALS	SHOTS	PCT.	GOALS	SHOTS	PCT.	GOALS	SHOTS	PCT.
2005-06	6	28	21.4	3	16	18.8	3	12	25.0
2006-07	17	47	36.2	9	24	37.5	8	23	34.8
2007-08	17	44	38.6	7	20	35.0	10	24	41.7
2008-09	11	40	27.5	5	20	25.0	6	20	30.0
2009-10	15	29	51.7	5	11	45.5	10	18	55.6
2010-11	16	49	32.7	5	8	62.5	11	41	26.8
2011-12	19	42	45.2	7	14	50.0	12	28	42.9
2012-13	6	8	75.0	1	3	33.3	5	5	100.0
2013-14	11	32	34.4	5	17	29.4	6	15	40.0
2014-15	12	36	33.3	5	11	45.5	7	25	28.0
2015-16	9	25	36.0	7	17	41.2	2	8	25.0
2016-17	9	26	34.6	5	13	38.5	4	13	30.8
TOTALS	148	406	36.5	64	174	36.8	84	232	36.2

Penguins Shooters

PLAYER	G	S	PCT	PLAYER	G	S	PCT	PLAYER	G	S	PCT
Sidney Crosby	36	87	41.4	Alex Goligoski	1	4	25.0	Jani Rita	0	1	0.0
Kris Letang	23	62	37.1	Sergei Gonchar	1	4	25.0	Jason Williams	0	1	0.0
Evgeni Malkin	21	59	35.6	Mark Letestu	1	4	25.0	Beau Bennett	0	2	0.0
Erik Christensen	14	23	60.9	Michel Ouellet	1	4	25.0	Ryan Malone	0	2	0.0
James Neal	9	19	47.4	Chris Conner	0	1	0.0	Ziggy Palffy	0	2	0.0
Chris Kunitz	8	20	40.0	Matt Cullen	0	1	0.0	Steve Sullivan	0	2	0.0
David Perron	6	9	66.7	Simon Despres	0	1	0.0	Bill Guerin	0	3	0.0
Petr Sykora	5	15	33.3	Steve Downie	0	1	0.0	Tyler Kennedy	0	3	0.0
Jarkko Ruutu	4	8	50.0	Nils Ekman	0	1	0.0	Mario Lemieux	0	3	0.0
Phil Kessel	4	9	44.4	Andy Hilbert	0	1	0.0	Nick Bonino	0	4	0.0
Alex Kovalev	3	6	50.0	Patric Hornqvist	0	1	0.0	Mark Recchi	0	4	0.0
Brandon Sutter	3	6	50.0	Konstantin Koltsov	0	1	0.0	Miroslav Satan	0	4	0.0
Pascal Dupuis	3	10	30.0	John LeClair	0	1	0.0	TOTALS	148	406	36.5
Jussi Jokinen	3	10	30.0	Cal O'Reilly	0	1	0.0				
Dustin Jeffrey	1	1	100.0	Lasse Pirjeta	0	1	0.0				
Ryan Whitney	1	3	33.3	Derrick Pouliot	0	1	0.0				

Penguins Goalies

PLAYER	REC	SH	SV	GA	PCT.
Johnson	4-2	20	17	3	85.0
Sabourin	7-3	45	34	11	75.6
Fleury	53-29	269	199	70	74.0
Thibault	2-2	17	11	6	64.7
Murray	3-3	13	8	5	61.5
Greiss	1-1	6	4	2	66.6
Conklin	2-3	15	8	7	53.3
Caron	0-3	10	4	6	40.0
Zatkoff	1-2	6	2	4	33.3
TOTALS	73-48	401	287	114	71.5

HAT TRICKS

PLAYER	DATE	OPP.	GOALIE(S)
1967-68 (2)			
Andy Bathgate	10/18	VS. MIN	Maniago (2), Bauman
Ken Schinkel	10/21	VS. CHI	Dejordy
1968-69 (0)			
1969-70 (1)			
Ken Schinkel (2)	2/4	@ MIN	Maniago Broderick (2)
1970-71 (2)			
Glen Sather	12/19	VS. DET	McLeod (2), ENG
Duane Rupp	3/24	VS. DET	Rutherford
1971-72 (1)			
Bob Leiter	12/1	VS. DET	Smith (2), Daley
1972-73 (6)			
Al McDonough	10/11	@ STL	Stephenson
Lowell MacDonald	11/15	VS. MIN	Gilbert
Al McDonough (2)	11/18	VS. ATL	Myre
Al McDonough (3)	11/22	VS. STL	Stephenson
Eddie Shack	11/29	VS. TOR	Low
Syl Apps	12/13	VS. NYI	Desjardins
1973-74 (3)			
L. MacDonald (2)	11/13	VS. MIN	Maniago
Bob Kelly	3/24	VS. DET	Grant
L. MacDonald (3)	3/27	VS. MIN	Worsley
1974-75 (3)			
Rick Kehoe	2/15	@ TOR	Favell
Jean Pronovost	2/26	VS. WSH	Belhemeur
Pierre Larouche	3/12	VS. BOS	Gilbert
1975-76 (9)			
Jean Pronovost (2)	11/12	@ WSH	Wolfe
Syl Apps (2)	12/17	@ CAL	Meloche
Bob Kelly (2)	12/17	@ CAL	Meloche
Stan Gilbertson	1/18	VS. NYR	Wilson (2), Soetaert
Pierre Larouche (2)	2/8	@ VAN	Smith (2), Lockett
Jean Pronovost (3)	2/19	VS. TOR	Favell
Pierre Larouche (3)	2/21	VS. CHI	Villemure
L. MacDonald (4)	2/21	VS. CHI	Villemure
Rick Kehoe (2)	3/10	VS. BUF	Smith
1976-77 (2)			
Rick Kehoe (3)	10/6	VS. VAN	Maniago (2), Ridley
Pierre Larouche (4)	2/19	@ TOR	Palmateer, Thomas (2)
1977-78 (3)			
Blair Chapman	11/16	@ MIN	LoPresti
Pete Mahovlich	11/30	VS. DET	Low

PLAYER	DATE	OPP.	GOALIE(S)
Wayne Bianchin	12/31	VS. CLE	Edwards
1978-79 (3)			
Orest Kindrachuk	3/4	@ COL	Plasse
Ron Stackhouse	3/18	@ NYR	Thomas
Greg Malone	3/28	VS. NYR	Soetaert
1979-80 (1)			
Gary McAdam	11/28	VS. QUE	Dion
1980-81 (5)			
Rick Kehoe (4)	11/26	VS. VAN	Brodeur
Rick Kehoe (5)	12/3	@ TOR	Crha
Paul Gardner*	12/13	VS. PHI	Myre
Rick Kehoe (6)	1/14	VS. STL	Staniowski
Greg Sheppard	3/16	@ EDM	Mio
1981-82 (4)			
Paul Gardner (2)	11/7	VS. PHI	Lindbergh
Doug Shedden	1/2	VS. HFD	Garrett
Rick Kehoe (7)	1/20	VS. BOS	Baron
Andre St. Laurent	3/6	@ QUE	Bouchard
1982-83 (3)			
Pat Boutette	10/12	VS. VAN	Brodeur
Pat Boutette (2)	10/27	VS. WSH	Parro
Rick Kehoe (8)	12/23	@ DET	Stefan
1983-84 (3)			
Andy Brickley	12/26	VS. NYR	Weeks
Mike Bullard	1/18	VS. WPG	Veisor
Mark Taylor	3/29	@ NYR	Vanbiesbrouck
1984-85 (2)			
Mike Bullard (2)*	12/5	VS. STL	Liut
Mike Bullard (3)	12/26	VS. NYI	Hrudey
1985-86 (5)			
Mike Bullard (4)	12/31	@ STL	Wamsley
Mario Lemieux *	12/31	@ STL	Wamsley
Mike Bullard (5)	1/22	@ EDM	Moog
Doug Shedden (2)	2/15	VS. VAN	Brodeur
Mike Bullard (6)	2/21	@ DET	Stefan, LaForest (2)
1986-87 (12)			
R. Cunneynworth	10/9	VS. WSH	Jensen
Mario Lemieux (2)	10/17	@ BUF	Barrasso
Terry Ruskowski	10/18	VS. NJD	Friesen
Kevin LaVallee	10/29	VS. NJD	Chevrier
John Chabot	12/6	VS. MIN	Beaupre
Mario Lemieux (3)*	12/12	VS. TOR	Wregget (3), Bester
Craig Simpson	12/22	@ MTL	Roy

* = Four Goal Game, # = Five Goal Game

PLAYER	DATE	OPP.	GOALIE(S)
Mario Lemieux [4]	1/23	@ VAN	Caprice
Mario Lemieux [5]	2/5	@ BOS	Ranford
R. Cunneyworth [2]*	3/3	@ QUE	Gosselin [3], Malarchuk
Mario Lemieux [6]	3/8	@ WPG	Reddick
Mario Lemieux [7]	3/12	VS. QUE	Gosselin, ENG [2]

1987-88 [9]

Dan Quinn	10/15	VS. NYR	Froese
Mario Lemieux [8]	10/15	VS. NYR	Froese
Mario Lemieux [9]	10/24	VS. BUF	Cloutier
Mario Lemieux [10]	1/5	VS. LAK	Healy
Mario Lemieux [11]	1/10	@ DET	Hanlon
Paul Coffey	1/20	@ CHI	Mason [2], Pang
Dan Quinn [2]	2/28	@ CHI	Pang
Dan Quinn [3]	3/7	@ CGY	Vernon
Mario Lemieux [12]	4/2	@ WSH	Malarchuk

1988-89 [13]

Mario Lemieux [13]	10/11	VS. WSH	Malarchuk [2], Peeters
Rob Brown	10/15	VS. STL	Riendeau
Mario Lemieux [14]	10/18	VS. PHI	Hextall
Rob Brown [2]	11/25	@ WSH	Malarchuk
Mario Lemieux [15]	12/21	@ TOR	Wregget
Mario Lemieux [16]#	12/31	VS. NJD	Sauve [3], Terreri, ENG
Mario Lemieux [17]	1/10	VS. NYI	Hrudey
Rob Brown [3]	1/28	VS. DET	Stefan [2], Hanlon
Rob Brown [4]	2/5	@ BOS	Moog
Mario Lemieux [18]	2/14	VS. BUF	Cloutier
Mario Lemieux [19]	3/12	@ CHI	Chevrier
Mario Lemieux [20]	3/25	VS. NJD	Sauve [2], Burke
Mario Lemieux [21]*	3/30	VS. HFD	Whitmore

1989-90 [10]

Mario Lemieux [22]	10/17	VS. TOR	Bester, ENG [2]
Kevin Stevens	10/31	VS. LAK	Hrudey
Mario Lemieux [23]	12/2	@ QUE	Tugnutt
Rob Brown [5]	12/12	VS. BOS	Moog [2], Lemelin
Mario Lemieux [24]*	1/8	@ NYR	Froese [2], Vanbiesbrouck [2]
Tony Tanti	1/30	VS. PHI	Wregget
Mario Lemieux [25]	2/2	VS. EDM	Exelby [2], ENG
Rob Brown [6]	2/10	VS. LAK	Hrudey, Gosselin, ENG
John Cullen	2/20	VS. PHI	Wregget [2], ENG
Rob Brown [7]	3/4	VS. MIN	Myllys [2], ENG

1990-91 [5]

Kevin Stevens [2]	10/25	VS. QUE	Tanner, Tugnutt [2]
Phil Bourque	12/3	@ NYR	Vanbiesbrouck, Richter [2]
John Cullen [2]	1/17	@ TOR	Ing
Jaromir Jagr	2/2	VS. BOS	Foster

PLAYER	DATE	OPP.	GOALIE(S)
Mario Lemieux [26]	3/26	@ PHI	Peeters
1991-92 [11]			
Mario Lemieux [27]	10/15	@ NYI	Healy
Bob Errey	10/17	VS. NYI	Healy [2], ENG
Kevin Stevens [3]	11/13	VS. EDM	Ranford
Mark Recchi	11/18	@ QUE	Tugnutt
Kevin Stevens [4]	11/18	@ QUE	Tugnutt
Kevin Stevens [5]	11/29	@ PHI	Roussel [2], Wregget
Kevin Stevens [6]	12/5	@ SJS	Irbe, Hayward [2]
Joe Mullen*	12/23	@ NYI	Healy
Joe Mullen [2]*	12/26	VS. TOR	Fuhr
Joe Mullen [3]	2/18	VS. TOR	Wamsley
Rick Tocchet	3/6	@ SJS	Myllys

1992-93 [10]

Kevin Stevens [7]*	10/17	@ HFD	Burke [3], Pietrangelo
Mario Lemieux [28]	10/22	VS. DET	Cheveldae
Kevin Stevens [8]	12/12	VS. NJD	Terreri
Kevin Stevens [9]	1/26	VS. WSH	Beaupre
Mario Lemieux [29]*	3/18	VS. WSH	Beaupre [3], Hrivnak
Mario Lemieux [30]*	3/20	VS. PHI	Soderstrom [3], Roussel
Rick Tocchet [2]	4/1	VS. HFD	Gosselin, Pietrangelo [2]
Rick Tocchet [3]	4/7	VS. MTL	Roy
Joe Mullen [4]	4/9	@ NYR	Hirsch, Richter [2]
Mario Lemieux [31]#	4/9	@ NYR	Hirsch [3], Richter [2]

1993-94 [2]

Kevin Stevens [10]	1/11	VS. BOS	Blue
Martin Straka	3/8	VS. BOS	Riendeau

1994-95 [2]

Jaromir Jagr [2]	2/14	VS. BOS	Riendeau
Luc Robitaille*	2/16	VS. HFD	Reese

1995-96 [9]

Mario Lemieux [32]	10/26	@ NYI	Soderstrom
Mario Lemieux [33]	10/28	@ NJD	Brodeur
Ron Francis	11/10	@ SJS	Irbe [2], Flaherty
Markus Naslund	11/28	VS. OTT	Bales
Mario Lemieux [34]*	11/30	@ BOS	Bailey [2], Billington [2]
Mario Lemieux [35]	12/30	VS. FLA	Vanbiesbrouck
Mario Lemieux [36]	1/27	VS. PHI	Snow [2], Hextall
Petr Nedved*	3/5	VS. WPG	Khabibulin [2], Roussel [2]
Mario Lemieux [37]#	3/26	VS. STL	Fuhr, Casey [4]

1996-97 [4]

Jaromir Jagr [3]	11/2	VS. OTT	Tugnutt
Jaromir Jagr [4]	11/30	VS. BOS	Ranford

* = Four Goal Game, # = Five Goal Game

PLAYER	DATE	OPP.	GOALIE(S)
Mario Lemieux [38]	12/19	@ STL	Casey
Mario Lemieux [39]*	1/26	@ MTL	Thibault
1997-98 (3)			
Ron Francis [2]	12/29	VS. NYI	Fichaud, Salo [2]
Stu Barnes	1/10	VS. NJD	Brodeur
Martin Straka [2]	4/18	VS. BOS	Dafoe [2], Tallas
1998-99 (2)			
Stu Barnes [2]	11/25	@ WSH	Kolzig
Martin Straka [3]	11/28	@ MTL	Theodore [2], ENG
1999-00 (3)			
Aleksey Morozov	10/7	@ NJD	Brodeur
Jaromir Jagr [5]	11/26	VS. OTT	Lalime
Jaromir Jagr [6]	12/30	VS. NYI	Luongo
2000-01 (9)			
Jaromir Jagr [7]*	10/14	VS. NYR	McLean
Alexei Kovalev	11/8	VS. PHI	Boucher
Jaromir Jagr [8]	12/16	@ MTL	Hackett
Martin Straka [4]	1/8	@ WSH	Kolzig [2], ENG
Mario Lemieux [40]	1/24	VS. MTL	Theodore
Alexei Kovalev [2]	2/7	VS. PHI	Cechmanek [2], Boucher
Alexei Kovalev [3]	2/10	VS. NJD	Brodeur
Alexei Kovalev [4]	2/23	VS. NYR	Yeremeyev
Jaromir Jagr [9]	3/10	VS. CGY	Vernon [2], ENG
2001-02 (5)			
Toby Petersen	10/16	VS. OTT	Lalime
Alexei Kovalev [5]	11/13	@ NJD	Brodeur [2], ENG
Alexei Kovalev [6]	11/14	VS. NYI	Snow
Alexei Kovalev [7]	1/5	VS. NYR	Richter
Aleksey Morozov [2]	1/17	@ CGY	Turek
2002-03 (1)			
Alexei Kovalev [8]	1/25	VS. CHI	Thibault [2], Leighton
2003-04 (0)			
2005-06 (1)			
Mark Recchi [2]	3/4	VS. CAR	Ward
2006-07 (6)			
Sidney Crosby	10/28	@ PHI	Niittymaki [2], Esche
Nils Ekman	11/8	VS. TBL	Holmqvist
Ryan Malone	12/15	VS. NYI	Dunham [2], DiPietro
Mark Recchi [3]	1/20	VS. TOR	Raycroft
Jordan Staal	2/10	@ TOR	Raycroft
Ryan Malone [2]	2/19	@ NYI	DiPietro
2007-08 (2)			
Evgeni Malkin	1/3	VS. TOR	Clemmensen
Evgeni Malkin [2]	1/14	VS. NYR	Lundqvist
2008-09 (5)			
Jordan Staal [2]	11/11	@ DET	Osgood

* = Four Goal Game, # = Five Goal Game

PLAYER	DATE	OPP.	GOALIE(S)
Evgeni Malkin [3]	11/26	@ NYI	MacDonald
Sidney Crosby [2]	11/29	VS. NJD	Clemmensen
Petr Sykora	12/11	VS. NYI	Danis [2], MacDonald
Pascal Dupuis	12/11	VS. NYI	Danis [2], MacDonald
2009-10 (6)			
Sidney Crosby [3]	10/28	VS. MTL	Halak
Sidney Crosby [4]	11/28	VS. NYR	Valiquette
Mike Rupp	11/30	@ NYR	Lundqvist
Evgeni Malkin [4]	12/23	VS. OTT	LeClaire
Evgeni Malkin [5]	1/19	VS. NYI	Roloson
Sidney Crosby [5]	2/1	VS. BUF	Miller
2010-11 (4)			
Evgeni Malkin [6]	11/13	@ ATL	Pavelec
Sidney Crosby [6]	11/27	VS. CGY	Kiprusoff
Sidney Crosby [7]	12/2	VS. ATL	Pavelec
Chris Kunitz	1/5	VS. TBL	Ellis [2], Roloson
2011-12 (4)			
Evgeni Malkin [7]	12/17	VS. BUF	Miller, Enroth [2]
Evgeni Malkin [8]	1/15	@ TBL	Garon [2], ENG
Evgeni Malkin [9]	2/25	VS. TBL	Roloson
James Neal	3/20	VS. WPG	Pavelec [2], Mason
2012-13 (3)			
Chris Kunitz [2]*	2/3	@ WSH	Holtby
Chris Kunitz [3]	3/10	VS. NYI	Nabokov
James Neal [2]	4/27	VS. CAR	Peters
2013-14 (3)			
Jussi Jokinen	10/8	VS. CAR	Ward
Sidney Crosby [8]	10/12	@ TBL	Lindback
James Neal [3]	12/29	@ CBJ	McElhinney
2014-15 (1)			
Blake Comeau	11/26	VS. TOR	Bernier
2015-16 (3)			
Evgeni Malkin [10]	1/23	VS. VAN	Miller
Sidney Crosby [9]	2/2	VS. OTT	Anderson
Patric Hornqvist	2/29	VS. ARI	Domingue
2016-17 (4)			
Bryan Rust	12/5	VS. OTT	Anderson [2], ENG
Evgeni Malkin [11]	1/16	VS. WSH	Holtby [2], Grubauer
Nick Bonino	3/8	@ WPG	Hellebuyck [2], Hutchinson
Sidney Crosby [10]	3/19	VS. FLA	Reimer

TOTAL = 210

HOME = 136

ROAD = 74

MOST ALL-TIME - Mario Lemieux [40]

MOST ONE YEAR (Ind) - Mario Lemieux [9], 1988-89

MOST ONE YEAR (Team) - 13 in 1988-89

Hat Tricks Against

PLAYER	DATE	OPP.	GOALIE(S)
1967-68 (4)			
Stan Mikita*	12/6	@ CHI	Binkley (3), Bassen
Bob Pulford	1/13	@ TOR	Binkley
Dick Duff	2/17	@ MTL	Binkley
Jean Beliveau	3/16	@ MTL	Binkley (2), ENG
1968-69 (3)			
Bobby Rousseau	11/7	@ MTL	Binkley
Bobby Hull	11/14	VS. CHI	Binkley
Phil Esposito	12/15	@ BOS	Daley
1969-70 (5)			
Gordie Howe	11/2	@ DET	Smith
Ab McDonald	11/19	VS. STL	Binkley
Dave Keon	1/17	@ TOR	Binkley
Dave Balon	2/1	@ NYR	Smith
Stan Mikita (2)	2/11	@ CHI	Smith
1970-71 (5)			
Walt McKechnie	10/15	@ MIN	Smith
Phil Esposito (2)	12/6	@ BOS	Binkley
Brian Spencer	1/9	@ TOR	Smith
Phil Esposito (3)	3/6	VS. BOS	Smith
Eddie Shack	3/31	VS. BUF	Newton
1971-72 (3)			
Brad Park	12/12	@ NYR	Rutherford
Norm Ullman	12/28	VS. TOR	Binkley (2), ENG
Brad Park (2)	2/12	VS. NYR	Rutherford
1972-73 (5)			
Gene Carr	12/17	@ NYR	Herron
Rejean Houle	1/17	@ MTL	Newton
Mike Walton	2/10	@ BOS	Newton
Dennis Hextall	3/7	@ MIN	Brown
Bobby Lalonde	3/17	@ VAN	Brown (2), Newton
1973-74 (5)			
Rick Martin	1/3	@ BUF	Rutherford
Ken Hodge	2/3	VS. BOS	Brown
Stan Mikita (3)	2/10	@ CHI	Inness
Claude Larose*	2/28	@ MTL	Inness
Bill Goldsworthy	3/23	@ MIN	Inness
1974-75 (6)			
Bobby Orr	10/23	VS. BOS	Inness
Dave Keon (2)	11/20	@ TOR	Inness
Guy Lafleur	12/7	@ MTL	Johnson
Guy Lafleur (2)*	1/26	@ MTL	Plasse
Greg Polis	3/2	@ NYR	Plasse
Stan Gilbertson	4/6	@ WSH	Johnson
1975-76 (4)			
Hartland Monahan	11/12	@ WSH	Inness

PLAYER	DATE	OPP.	GOALIE(S)
Yvon Cournoyer	11/13	VS. MTL	Inness
Dennis Maruk*	11/18	VS. CAL	Inness
Ted Irvine	2/29	VS. STL	Inness (2), ENG
1976-77 (4)			
Rick Blight*	10/6	VS. VAN	Laxton
Wilf Paiment	2/6	@ COL	Herron
Claude Larose (2)	2/8	@ STL	Herron
Don Saleski	3/13	@ PHI	Herron
1977-78 (1)			
Butch Goring	11/24	@ LAK	Herron
1978-79 (2)			
Dale McCourt	2/18	@ DET	Millen (2), Herron
Darcy Rota	4/1	VS. ATL	Herron (2), Millen
1979-80 (8)			
Pierre Larouche*	10/25	@ MTL	Holland
Darryl Sittler	1/16	VS. TOR	Millen
Jordy Douglas	1/17	@ HFD	Millen
Blair MacDonald	1/19	VS. EDM	Millen
Mike Foligno	1/31	@ DET	Millen
Danny Gare	2/7	@ BUF	Millen
Darryl Sittler (2)	3/5	VS. TOR	Holland
Wayne Gretzky	3/21	@ EDM	Millen
1980-81 (8)			
Dennis Maruk (2)	11/12	VS. WSH	Holland
Rick Dudley	12/7	@ BUF	Millen, Holland (2)
Bobby Clarke	12/13	VS. PHI	Millen
Stan Smyl	12/19	@ VAN	Holland (2), Millen
Reed Larson	1/3	VS. DET	Millen
Mike Bossy*	1/13	@ NYI	Millen (3), ENG
Lanny McDonald	2/6	@ COL	Ricci (2), ENG
Mark Messier	3/16	@ EDM	Millen
1981-82 (6)			
Mel Bridgeman	10/29	@ PHI	Dion
Keith Acton	11/21	@ MTL	Dion (2), Harrison
Ron Duguay	12/27	@ NYR	Harrison
Blaine Stoughton	1/3	@ HFD	Harrison
Wayne Gretzky (2)	3/17	@ EDM	Dion
Bernie Nicholls	3/20	@ LAK	Dion
1982-83 (10)			
Butch Goring (2)	10/14	@ NYI	Herron
Marian Stastny	10/21	@ QUE	Herron
Peter Stastny	12/11	VS. QUE	Herron
Glenn Anderson	1/7	@ EDM	Herron
Dale Hawerchuk	2/4	@ WPG	Dion
Lanny McDonald (2)	2/5	@ CGY	Herron
Kent Nilsson	2/5	@ CGY	Herron

* = Four Goal Game, # = Five Goal Game

PLAYER	DATE	OPP.	GOALIE(S)
Charlie Simmer	2/12	VS. LAK	Ricci
Reed Larson [2]	2/15	VS. DET	Ricci
Ken Linseman	2/19	VS. EDM	Herron [2], Ricci
1983-84 (11)			
Bryan Trottier	11/11	VS. NYI	Dion
Barry Pederson	12/6	VS. BOS	Dion [2], Herron
Bob MacMillan	1/7	VS. NJD	Romano
Paul MacLean	1/18	VS. WPG	Dion
Pierre Larouche [2]	1/25	VS. NYR	Romano [2], Dion
Doug Risebrough	2/16	@ CGY	Dion
Lanny McDonald [3]	2/16	@ CGY	Dion
Wayne Gretzky [3]	2/22	VS. EDM	Romano
Michel Goulet	3/8	VS. QUE	Ricci
Dave Poulin	3/22	@ PHI	Herron
Ilkka Sinisalo	3/22	@ PHI	Herron
1984-85 (7)			
Uli Hiemer	10/31	@ NJD	Herron
Jorgen Pettersson	11/8	VS. STL	Dion
Denis Savard	11/29	VS. CHI	Herron
Michel Goulet [2]	12/29	@ QUE	Herron
Dale Hawerchuk [2]	1/21	@ WPG	Romano
Wayne Gretzky [4]	1/26	@ EDM	Herron
Peter Sundstrom	2/22	VS. NYR	Ford
1985-86 (5)			
Danny Gare [2]	10/30	@ DET	Romano
Tony Tanti	11/13	@ VAN	Romano
Dave Poulin [2]	11/24	@ PHI	Herron
Troy Murray	1/1	@ CHI	Meloche
Al Secord	1/1	@ CHI	Meloche
1986-87 (3)			
Kirk Muller	10/29	VS. NJD	Romano
Sylvain Turgeon	3/28	@ HFD	Riggin
Perry Anderson	3/31	@ NJD	Meloche
1987-88 (3)			
Dave Hannan	1/25	VS. EDM	Pietrangelo
John MacLean	1/28	@ NJD	Meloche
Rick Vaive	2/28	@ CHI	Pietrangelo
1988-89 (11)			
Mike Ridley*	10/11	VS. WSH	Young
Dave Andreychuk	10/12	@ BUF	Young
Tony Granato*	10/30	@ NYR	Guenette, Pietrangelo [3]
Walt Poddubny	11/3	VS. QUE	Guenette
Jari Kurri	11/8	VS. EDM	Guenette
Tony Tanti [2]	1/7	VS. VAN	Barrasso
Tony Granato [2]	1/14	VS. NYR	Barrasso
Peter Stastny [2]*	2/11	@ QUE	Young [2], Pietrangelo [2]

PLAYER	DATE	OPP.	GOALIE(S)
Jody Hull	2/26	@ HFD	Barrasso, Young [2]
Ken Linseman [2]	3/14	VS. BOS	Barrasso
Mats Naslund	3/18	VS. MTL	Barrasso, Young [2]
1989-90 (6)			
Brett Hull	10/18	VS. STL	Young
Wayne Gretzky [5]	10/31	VS. LAK	Young
Pat LaFontaine	2/6	VS. NYI	Barrasso
Derek King	2/6	VS. NYI	Barrasso
Luc Robitaille	3/10	@ LAK	Chevrier
Mike Modano	3/17	VS. MIN	Chevrier
1990-91 (2)			
Jeremy Roenick	10/11	@ CHI	Barrasso
Patrick Flatley	12/23	VS. NYI	Pietrangelo
1991-92 (4)			
Derek King [2]	10/15	@ NYI	Barrasso
Vladimir Ruzicka	11/5	VS. BOS	Barrasso
Vladimir Ruzicka [2]*	2/9	@ BOS	Barrasso
Darren Turcotte	4/16	@ NYR	Young, Wregget [2]
1992-93 (7)			
Michel Goulet [3]	11/8	@ CHI	Barrasso
Jimmy Carson	11/13	@ DET	Barrasso
Adam Graves	11/25	VS. NYR	Barrasso, Wregget [2]
Ulf Dahlen	1/7	VS. MIN	Barrasso
Steve Heinze	1/14	@ BOS	Wregget
Pierre Turgeon	2/20	@ NYI	Barrasso
Geoff Sanderson	2/21	@ HFD	Barrasso
1993-94 (2)			
Mike Gartner	1/31	@ NYR	Wregget
Randy Burridge	3/15	VS. WSH	Barrasso
1994-95 (1)			
Igor Chibirev	4/5	VS. HFD	Young
1995-96 (8)			
Pat Verbeek	11/21	@ NYR	Barrasso
Geoff Sanderson [2]	12/28	VS. HFD	Wregget
Ray Sheppard	1/13	VS. SJS	Barrasso
Claude Lemieux	1/16	VS. COL	Wregget
Brendan Shanahan	2/23	VS. HFD	Wregget
Gary Roberts	2/29	@ CGY	Barrasso
Rick Tocchet	3/14	@ BOS	Wregget
John LeClair	3/31	@ PHI	Barrasso
1996-97 (5)			
Alexei Kovalev	10/16	@ NYR	Barrasso, Wregget [2]
Dino Ciccarelli	11/8	@ TBL	Wregget
Dale Hawerchuk [3]	11/21	@ PHI	Wregget
B. Shanahan [2]	2/8	VS. DET	Lalime
Joe Sakic	3/14	@ COL	Wregget
1997-98 (3)			
Dave Gagner	10/4	VS. FLA	Wregget

* = Four Goal Game, # = Five Goal Game

PLAYER	DATE	OPP.	GOALIE(S)
Joe Nieuwendyk	11/5	VS. DAL	Wregget [2], Skudra
Valeri Kamensky	1/3	VS. COL	Skudra
1998-99 (2)			
Sami Salo	3/30	VS. OTT	Skudra [2], ENG
Zigmund Palffy	4/17	VS. NYI	Barrasso, Skudra [2]
1999-00 (0)			
2000-01 (3)			
John Madden*	10/28	VS. NJD	Aubin, Snow [3]
Randy McKay*	10/28	VS. NJD	Aubin [2], Snow [2]
Andrei Kovalenko	1/9	@ BOS	Snow
2001-02 (1)			
Glen Murray	4/13	@ BOS	Aubin
2002-03 (4)			
Sergei Fedorov	10/25	@ DET	Aubin
Vincent Lecavalier	11/8	@ TBL	Hedberg [2], ENG
Saku Koivu	11/18	@ MTL	Hedberg
Dave Scatchard	1/7	@ NYI	Aubin
2003-04 (6)			
Vincent Lecavalier [2]	11/8	@ TBL	Caron
Radim Vrbata	11/29	@ CAR	Caron
Shean Donovan	12/7	@ CGY	Caron
Markus Naslund*	12/9	@ VAN	Fleury
Glen Murray [2]	2/1	@ BOS	Caron [2], EN
Martin Havlat	2/22	VS. OTT	Aubin [2], EN
2005-06 (6)			
Jaromir Jagr	11/12	VS. NYR	Thibault
Olli Jokinen	11/25	@ FLA	Caron, Thibault [2]
Ilya Kovalchuk	1/6	@ ATL	Thibault, Fleury, ENG
Shawn Horcoff	1/10	VS. EDM	Fleury
Miroslav Satan	2/4	VS. NYI	Fleury
Patrik Elias	4/5	@ NJD	Fleury
2006-07 (1)			
Olli Jokinen [2]	1/10	@ FLA	Thibault
2007-08 (2)			
Joffrey Lupul	12/11	@ PHI	Sabourin [2], Conklin
R.J. Umberger	12/11	@ PHI	Sabourin [2], Conklin
2008-09 (2)			
Jason Spezza	12/6	@ OTT	Sabourin
Jonathan Toews	2/27	@ CHI	Fleury
2009-10 (2)			
Radek Dvorak	1/3	@ FLA	Fleury
Alex Ovechkin	2/7	@ WSH	Fleury
2010-11 (0)			
2011-12 (0)			
2012-13 (2)			
Jakub Voracek	2/20	VS. PHI	Vokoun
Tomas Kopecky	2/26	@ FLA	Fleury

PLAYER	DATE	OPP.	GOALIE(S)
2013-14 (0)			
2014-15 (4)			
Corey Perry	10/9	VS. ANA	Fleury
Tyler Johnson	12/23	@ TBL	Fleury [2], Zatkoff
Kyle Okposo*	1/16	@ NYI	Fleury
Nick Foligno	4/4	@ CBJ	Fleury [2], EN
2015-16 (3)			
Frank Vatrano	12/18	VS. BOS	Zatkoff
V. Namestnikov	1/15	@ TBL	Fleury
Jannik Hansen	1/23	VS. VAN	Fleury
2016-17 (2)			
Scott Hartnell	12/22	@ CBJ	Murray [2], Fleury
Patrick Kane	3/1	@ CHI	Fleury [2], ENG

TOTAL - 197**HOME - 73****ROAD - 124**

MOST BY ONE PLAYER - Wayne Gretzky [5]

MOST BY ONE TEAM - NY Rangers [15]

SPECIAL TEAMS

YEAR	Power Play			Penalty Kill		
	PPG/CHANCES	PCT.	NHL RANK	PPGA/CHANCES	PCT.	NHL RANK
1967-68	37/273	13.6	11th	31/193	83.9	6th
1968-69	50/303	16.5	7th	38/231	83.5	5th
1969-70	53/315	16.8	9th	66/282	76.6	12th
1970-71	56/318	17.6	9th	48/276	82.6	8th
1971-72	46/286	16.1	11th	55/346	77.6	10th
1972-73	52/301	17.3	9th	49/264	81.4	8th
1973-74	47/276	17.0	11th	47/245	80.8	8th
1974-75	64/323	19.8	9th	63/324	80.6	8th
1975-76	75/307	24.4	6th	68/292	76.7	11th
1976-77	46/263	17.5	14th	47/209	77.5	15th
1977-78	53/261	20.3	11th	61/251	75.7	13th
1978-79	56/261	21.5	12th	57/250	77.2	11th
1979-80	52/262	19.8	14th	64/247	74.1	18th
1980-81	92/400	23.0	11th	99/370	73.2	21st
1981-82	99/404	24.5	7th	92/399	76.9	11th
1982-83	81/360	22.5	9th	110/396	72.2	21st
1983-84	70/340	20.6	16th	86/357	75.9	15th
1984-85	62/363	17.1	21st	74/311	76.2	14th
1985-86	93/425	21.9	12th	78/341	77.1	15th
1986-87	74/378	19.6	14th	72/319	77.4	15th
1987-88	110/500	22.0	6th	120/507	76.3	20th
1988-89	119/491	24.2	3rd	111/482	77.0	16th
1989-90	86/403	21.3	10th	94/372	74.7	20th
1990-91	89/388	22.9	3rd	73/351	79.2	16th
1991-92	92/427	21.5	4th	77/379	79.7	15th
1992-93	105/440	23.9	2nd	72/429	83.2	4th
1993-94	76/404	18.8	13th	72/401	82.0	10th
1994-95	42/221	19.0	10th	46/229	79.9	23rd
1995-96	109/420	26.0*	1st*	78/467	83.3	8th
1996-97	74/338	21.9	2nd	64/338	81.1	23rd
1997-98	67/407	16.5	11th	46/338	86.4	8th

* Franchise Record

Power Play				Penalty Kill		
YEAR	PPG/CHANCES	PCT.	NHL RANK	PPGA/CHANCES	PCT.	NHL RANK
1998-99	65/363	17.9	7th	56/302	81.5	23rd
1999-00	54/346	15.6	20th	56/321	82.6	19th
2000-01	76/375	20.3	5th	78/405	80.7	T26th
2001-02	47/335	14.0	T24th	57/352	83.8	T18th
2002-03	66/360	18.3	7th	58/352	83.5	T13th
2003-04	65/360	18.1	T7th	84/369	77.2	30th
2005-06	94/495	19.0	6th	113/533	78.8	29th
2006-07	94/463	20.3	5th	75/419	82.1	17th
2007-08	77/378	20.4	4th	68/357	81.0	23rd
2008-09	62/360	17.2	20th	60/347	82.7	8th
2009-10	56/326	17.2	19th	52/327	84.1	9th
2010-11	49/311	15.8	25th	45/324	86.1	1st*
2011-12	57/289	19.7	T5th	33/270	87.8*	3rd
2012-13	42/170	24.7	2nd	34/167	79.6	25th
2013-14	65/278	23.4	T-1st	38/254	85.0	5th
2014-15	49/254	19.3	T-8th	42/277	84.8	3rd
2015-16	48/261	18.4	16th	40/257	84.4	5th
2016-17	60/260	23.1	T-3rd	52/257	79.8	T-19th
TOTALS	3,353/16,842	19.9		3,199/16,086	80.1	

* Franchise Record

PENALTY SHOTS

PLAYER	OPPONENT	DATE	GOALTENDER	RESULT
George Konik	@ STL	1/31/68	Hall	GOAL
Charlie Burns	VS. NYR	2/5/69	Giacomin	No Goal
Keith McCreary	VS. NYR	3/18/70	Giacomin	No Goal
Jean Pronovost	@ DET	1/14/71	Edwards	GOAL
Greg Polis	VS. STL	2/24/71	Wakely	No Goal
Syl Apps	@ TOR	2/9/72	Parent	GOAL
Lowell MacDonald	@ BUF	11/12/72	Crozier	No Goal
Ron Schock	VS. DET	1/10/73	Edwards	No Goal
Ron Schock	VS. NYR	3/10/73	Giacomin	No Goal
Chuck Arnason	VS. CAL	2/16/74	Meloche	No Goal
Ron Schock	@ WSH	11/30/76	Wolfe	No Goal
Blair Chapman	@ WSH	12/4/77	Bedard	No Goal
Pete Mahovich	@ WSH	1/21/78	Bedard	No Goal
Blair Chapman	VS. COL	3/22/78	McKenzie	No Goal
Ross Lonsberry	@ NYI	12/5/78	Resch	No Goal
Ross Lonsberry	VS. MIN	2/9/80	Meloche	No Goal
Greg Sheppard	VS. STL	1/14/81	Staniowski	No Goal
Dave Hannan	@ WSH	10/14/83	Riggin	GOAL
Andy Brickley	VS. CHI	11/29/84	Bannerman	No Goal
Mario Lemieux	@ QUE	12/29/84	Gosselin	GOAL
Warren Young	@ TOR	1/2/85	Bernhardt	GOAL
Mario Lemieux	@ NYI	1/19/88	Hrudey	GOAL
Mario Lemieux	VS. NJD	12/31/88	Terreri	GOAL
Mario Lemieux	@ LAK	3/7/89	Hrudey	GOAL
Jock Callander	VS. MTL	3/18/89	Roy	GOAL
Mario Lemieux	@ WSH	11/24/89	Mason	GOAL
Bob Errey	VS. NJD	1/5/91	Terreri	GOAL
Bob Errey	VS. MIN	10/31/91	Wakaluk	GOAL
Mario Lemieux	VS. EDM	3/17/92	Ranford	No Goal
Jaromir Jagr	VS. WSH	1/26/93	Beaupre	No Goal
Martin Straka	@ QUE	3/16/95	Thibault	No Goal
Mario Lemieux	VS. BUF	3/23/96	Hasek	No Goal
Jaromir Jagr	@ FLA	11/9/96	Fitzpatrick	No Goal
Mario Lemieux	@ FLA	4/11/97	Vanbiesbrouck	GOAL
Stu Barnes	@ PHI	3/8/98	Hextall	No Goal
Martin Straka	VS. STL	1/19/00	Turek	GOAL
Martin Straka	@ SJS	11/1/00	Nabokov	No Goal
Martin Straka	@ BOS	1/9/01	Dafoe	No Goal
Martin Straka	@ ATL	1/30/01	Rhodes	GOAL

PLAYER	OPPONENT	DATE	GOALTENDER	RESULT
Wayne Primeau	@ TBL	11/10/01	Khabibulin	GOAL
Eric Meloche	VS. NYR	1/3/04	Markkanen	No Goal
Brian Holzinger	VS. TBL	1/27/04	Grahame	No Goal
Ziggy Palffy	@ NYR	11/7/05	Weekes	No Goal
Matt Murley	@ TBL	11/27/05	Grahame	No Goal
Ryan Malone	VS. WSH	1/25/06	Kolzig	GOAL
Jordan Staal	VS. CBJ	10/21/06	Norrena	GOAL
Jordan Staal	VS. NYR	11/25/06	Lundqvist	No Goal
Nils Ekman	@ NYR	12/7/06	Lundqvist	GOAL
Jarkko Ruutu	VS. TOR	1/20/07	Raycroft	GOAL
Evgeni Malkin	@ NYI	3/22/07	DiPietro	No Goal
Jordan Staal	VS. NYR	10/23/07	Lundqvist	No Goal
Sidney Crosby	@ VAN	12/8/07	Luongo	No Goal
Petr Sykora	@ TBL	3/4/08	Smith	No Goal
Sidney Crosby	VS. NYR	1/18/09	Lundqvist	No Goal
Evgeni Malkin	VS. ATL	3/17/09	Hedberg	No Goal
Evgeni Malkin	@ CAR	4/4/09	Ward	No Goal
Maxime Talbot	@ ATL	11/21/09	Hedberg	No Goal
Evgeni Malkin	VS. TOR	10/13/10	Gustavsson	No Goal
Sidney Crosby	VS. CGY	11/27/10	Kiprusoff	No Goal
Evgeni Malkin	@ WSH	12/23/10	Neuvirth	No Goal
Kris Letang	@ NYI	12/29/10	DiPietro	No Goal
Chris Conner	VS. DET	1/18/11	MacDonald	GOAL
Matt Cooke	VS. DAL	11/11/11	Lehtonen	GOAL
Chris Kunitz	@ NJD	3/17/12	Brodeur	No Goal
Chris Kunitz	VS. BUF	10/5/13	Enroth	GOAL
Brandon Sutter	VS. VAN	10/19/13	Luongo	No Goal
Olli Maatta	VS. MIN	12/19/13	Backstrom	GOAL
Sidney Crosby	VS. WPG	1/5/14	Montoya	No Goal
Brian Gibbons	VS. CAR	4/1/14	Khudobin	No Goal
Scott Wilson	@ ANA	11/2/16	Gibson	No Goal
Bryan Rust	VS. OTT	12/5/16	Anderson	GOAL
Carl Hagelin	@ TOR	12/17/16	Andersen	No Goal
Phil Kessel	VS. NJD	3/17/17	Kinkaid	No Goal

Pittsburgh has scored on 26 of 73 attempts (13 for 38 at home, 13 for 35 on the road)

Opponent Penalty Shots

PLAYER	OPPONENT	DATE	GOALTENDER	RESULT
Bill Collins	VS. MIN	12/23/67	Binkley	No Goal
Ralph Stewart	@ NYI	3/5/74	Brown	No Goal
Dave Keon	@ TOR	11/20/74	Inness	GOAL

PLAYER	OPPONENT	DATE	GOALTENDER	RESULT
Bill Goldsworthy	@ NYR	11/14/76	Wilson	No Goal
Alain Daigle	VS. CHI	11/21/76	Wilson	No Goal
Al MacAdam	VS. CLE	12/16/76	Herron	GOAL
Orest Kindrachuk	VS. PHI	10/15/77	Wilson	No Goal
Ilkka Sinisalo	VS. PHI	10/11/81	Harrison	GOAL
Bob Bourne	@ NYI	2/17/83	Herron	No Goal
Dino Ciccarelli	@ MIN	3/16/83	Herron	No Goal
Tony Currie	@ HFD	3/17/84	Herron	No Goal
Michel Goulet	@ QUE	12/29/84	Herron	No Goal
Dave Williams	@ LAK	1/21/87	Romano	No Goal
Alan Kerr	@ NYI	2/26/87	Riggin	No Goal
Doug Gilmour	VS. STL	3/1/87	Riggin	No Goal
Michel Goulet	VS. QUE	3/12/87	Riggin	No Goal
Mark Johnson	@ NJD	10/9/87	Riggin	No Goal
Dave Tippett	@ HFD	1/9/88	Meloche	No Goal
Doug Smail	VS. WPG	10/10/89	Barrasso	No Goal
Dale Hunter	VS. WSH	12/6/89	Young	No Goal
Tomas Sandstrom	VS. LAK	2/10/90	Young	GOAL
Scott Pearson	VS. QUE	3/16/91	Barrasso	GOAL
Darren Turcotte	@ NYR	12/29/91	Young	No Goal
Joe Nieuwendyk	@ CGY	1/23/93	Wregget	No Goal
Scott Niedermayer	@ NJD	2/7/96	Wregget	No Goal
Robert Reichel	@ CGY	10/24/96	Barrasso	GOAL
Sami Kapanen	VS. CAR	1/7/99	Barrasso	No Goal
Doug Gilmour	VS. CHI	10/16/99	Skudra	No Goal
Teemu Selanne	@ ANA	10/27/99	Aubin	No Goal
Keith Tkachuk	@ PHX	1/12/00	Aubin	GOAL
Tim Connolly	@ NYI	3/21/00	Aubin	GOAL
Martin Rucinsky	@ MTL	2/28/01	Aubin	No Goal
Marian Hossa	VS. OTT	10/16/01	Hedberg	No Goal
Mike Modano	VS. DAL	10/24/01	Hedberg	No Goal
Esa Pirnes	VS. LAK	10/10/03	Fleury	No Goal
Marian Gaborik	VS. MIN	11/19/03	Caron	GOAL
Erik Cole	@ CAR	11/29/03	Caron	No Goal
Dan Boyle	VS. TBL	1/27/04	Fleury	No Goal
Chad Kilger	VS. TOR	3/19/06	Fleury	GOAL
Sean Bergenheim	@ NYI	3/31/06	Caron	No Goal
Miroslav Satan	VS. NYI	4/17/06	Fleury	No Goal
Alexander Semin	VS. WSH	2/18/07	Thibault	No Goal
Drew Stafford	@ BUF	12/29/09	Fleury	GOAL
Vincent Lecavalier	@ TBL	1/2/10	Fleury	No Goal

PLAYER	OPPONENT	DATE	GOALTENDER	RESULT
Kyle Okposo	VS. NYI	1/19/10	Johnson	No Goal
Ilya Kovalchuk	@ NJD	3/12/10	Fleury	No Goal
Sean Bergenheim	@ TBL	10/27/10	Fleury	No Goal
Loui Eriksson	@ DAL	11/3/10	Johnson	GOAL
Nick Foligno	@ OTT	12/26/10	Fleury	No Goal
Steven Stamkos	VS. TBL	1/5/11	Fleury	No Goal
Michael Grabner	@ NYI	2/11/11	Johnson	No Goal
Mike Richards	@ LAK	11/5/11	Fleury	No Goal
Ilya Kovalchuk	@ NJD	12/31/11	Fleury	GOAL
Patrik Berglund	@ STL	1/24/12	Fleury	GOAL
Patrick Kaleta	@ BUF	2/19/12	Fleury	No Goal
Adam Henrique	VS. NJD	10/3/13	Fleury	No Goal
Frans Nielsen	@ NYI	12/3/13	Fleury	No Goal
Nate Thompson	VS. ANA	10/9/14	Fleury	No Goal
Boone Jenner	@ CBJ	12/13/14	Greiss	GOAL
Bobby Ryan	@ OTT	2/12/15	Greiss	No Goal
David Jones	@ CGY	11/7/15	Fleury	No Goal
Benoit Pouliot	VS. EDM	11/28/15	Zatkoff	No Goal
Marian Gaborik	VS. LAK	12/5/15	Fleury	No Goal
Bryan Little	@ WPG	12/27/15	Zatkoff	GOAL
David Pastrnak	@ BOS	2/24/16	Fleury	GOAL
Jake Voracek	@ PHI	10/29/16	Fleury	GOAL

Opponents have scored on 18 of 66 attempts (6 of 27 in Pittsburgh, 12 of 39 on the road)

SHUTOUTS

PLAYER	DATE	OPP	SCORE	SAVES
1967-68 (7)				
Les Binkley	11/4	@ CAL	1-0	31
Hank Bassen	11/15	VS. PHI	5-0	27
Les Binkley [2]	12/23	VS. MIN	4-0	23
Les Binkley [3]	12/27	VS. CAL	0-0	24
Les Binkley [4]	1/28	@ BOS	1-0	33
Les Binkley [5]	2/1	VS. STL	2-0	22
Les Binkley [6]	3/30	@ PHI*	2-0	23

* = Game played in Quebec City

1968-69 (2)				
Joe Daley	2/19	VS. BOS	3-0	41
Joe Daley [2]	3/23	VS. MIN	5-0	32
1969-70 (5)				
Les Binkley [7]	11/12	@ TOR	3-0	31
Les Binkley [8]	12/10	@ LAK	2-0	29
Al Smith	2/26	VS. LAK	1-0	30
Al Smith [2]	3/8	@ NYR	0-0	33
Les Binkley [9]	3/25	VS. MIN	2-0	25

1970-71 (4)				
Les Binkley [10]	10/17	VS. PHI	0-0	24
Al Smith [3]	12/8	VS. TOR	4-0	29
Les Binkley [11]	3/3	VS. MTL	4-0	33
Al Smith [4]	3/13	VS. MIN	0-0	20

1971-72 (1)				
Jim Rutherford	2/17	@ BUF	2-0	23

1972-73 (5)				
Denis Herron	10/17	@ NYI	5-0	24
Denis Herron [2]	10/24	@ VAN	4-0	23
Jim Rutherford [2]	1/20	VS. BOS	3-0	26
Jim Rutherford [3]	2/20	@ NYI	4-0	34
Jim Rutherford [4]	2/24	VS. CHI	2-0	32

1973-74 (1)				
Andy Brown	3/24	VS. DET	8-0	23

1974-75 (2)				
Gary Inness	11/17	@ WSH	6-0	26
Gary Inness [2]	11/23	VS. LAK	0-0	30

1975-76 (2)				
Michel Plasse	3/6	VS. MIN	5-0	18
Michel Plasse [2]	3/28	VS. DET	3-0	29

PLAYER	DATE	OPP	SCORE	SAVES
1976-77 (6)				
Dunc Wilson	11/13	VS. PHI	1-0	25
Dunc Wilson [2]	11/21	VS. CHI	5-0	25
Dunc Wilson [3]	1/19	@ VAN	3-0	21
Dunc Wilson [4]	1/27	@ NYR	3-0	30
Dunc Wilson [5]	2/3	@ CLE	0-0	22
Denis Herron [3]	3/9	VS. COL	3-0	32

1977-78 (0)				
--------------------	--	--	--	--

1978-79 (2)				
Greg Millen	12/13	VS. STL	3-0	33
Greg Millen [2]	1/16	VS. MIN	5-0	25

1979-80 (3)				
Greg Millen [3]	12/19	@ CHI	0-0	29
Rob Holland	3/2	VS. NYI	0-0	24
Greg Millen [4]	3/30	VS. WSH	4-0	28

1980-81 (0)				
1981-82 (1)				
Gary Edwards	3/21	@ COL	6-0	28

1982-83 (1)				
Denis Herron [4]	12/4	VS. PHI	0-0	34

1983-84 (2)				
Denis Herron [5]	10/14	@ WSH	4-0	29
Roberto Romano	2/1	VS. MIN	4-0	34

1984-85 (2)				
Roberto Romano [2]	12/28	VS. HFD	4-0	34
Denis Herron [6]	3/16	VS. NYR	5-0	26

1985-86 (2)				
Roberto Romano [3]	12/2	@ NYR	6-0	40
Roberto Romano [4]	2/8	VS. NJD	4-0	27

1986-87 (1)				
Meloche/Romano	1/23	@ VAN	6-0	30

(Romano replaced Meloche at 10:11)

1987-88 (2)				
Frank Pietrangelo	2/4	VS. MIN	1-0	31
Steve Guenette	3/19	VS. PHI	7-0	38

1988-89 (0)				
1989-90 (1)				
Wendell Young	11/14	VS. NYR	6-0	25

PLAYER	DATE	OPP	SCORE	SAVES
1990-91 (1)				
Tom Barrasso	12/28	VS. DET	5-0	27
1991-92 (1)				
Tom Barrasso (2)	12/5	@ SJS	8-0	39
1992-93 (5)				
Tom Barrasso (3)	11/3	VS. NYI	2-0	19
Tom Barrasso (4)	11/21	VS. NJD	2-0	29
Tom Barrasso (5)	12/23	@ PHI	4-0	20
Wregget/Barrasso	2/8	VS. BOS#	4-0	28
<i>(Barrasso replaced Wregget at 55:18)</i>				
Tom Barrasso (6)	2/10	@ NYR	3-0	30
<i># = Game Played in Atlanta</i>				
1993-94 (3)				
Ken Wregget	1/27	VS. QUE	3-0	38
Tom Barrasso (7)	2/13	@ PHI	3-0	22
Tom Barrasso (8)	4/11	@ OTT	4-0	32
1994-95 (0)				
1995-96 (5)				
Ken Wregget (2)	11/1	VS. TBL	10-0	27
Ken Wregget (3)	11/18	VS. WSH	3-0	32
Ken Wregget (4)	12/9	VS. HFD	6-0	35
Tom Barrasso (9)	1/17	@ BUF	1-0	31
Tom Barrasso (10)	2/16	@ WPG	1-0	32
1996-97 (5)				
Ken Wregget (5)	11/12	VS. BUF	3-0	25
Patrick Lalime	12/13	@ SJS	4-0	20
Ken Wregget (6)	12/19	@ STL	4-0	25
Patrick Lalime (2)	12/28	VS. BUF	2-0	21
Patrick Lalime (3)	1/15	@ HFD	3-0	31
1997-98 (7)				
Tom Barrasso (11)	10/14	@ NYR	1-0	36
Tom Barrasso (12)	11/15	@ TOR	5-0	20
Tom Barrasso (13)	11/20	@ OTT	2-0	27
Tom Barrasso (14)	12/1	@ MTL	1-0	25
Tom Barrasso (15)	12/10	@ ANA	3-0	28
Tom Barrasso (16)	1/20	VS. OTT	0-0	35
Tom Barrasso (17)	3/22	@ DAL	0-0	28
1998-99 (9)				
Peter Skudra	10/26	@ TOR	2-0	27
J. S. Aubin	11/7	VS. BOS	0-0	18
Tom Barrasso (18)	11/14	VS. FLA	4-0	23
Tom Barrasso (19)	12/19	VS. WSH	3-0	24

PLAYER	DATE	OPP	SCORE	SAVES
Peter Skudra (2)	1/28	VS. TOR	6-0	21
Tom Barrasso (20)	2/5	VS. FLA	3-0	29
Peter Skudra (3)	3/13	VS. PHI	4-0	24
J. S. Aubin (2)	3/17	@ TBL	2-0	16
Tom Barrasso (21)	4/11	@ DET	3-0	20
1999-00 (4)				
Tom Barrasso (22)	11/26	VS. OTT	5-0	20
J. S. Aubin (3)	12/9	VS. WSH	3-0	24
Peter Skudra (4)	12/21	@ NYI	4-0	21
J. S. Aubin (4)	2/14	VS. VAN	3-0	37
2000-01 (3)				
Garth Snow	11/24	@ PHI	1-0	36
Garth Snow (2)	12/27	VS. TOR	5-0	40
Garth Snow (3)	1/21	@ CHI	4-0	24
2001-02 (6)				
Johan Hedberg	10/18	@ OTT	3-0	29
Johan Hedberg (2)	11/17	VS. NYR	1-0	26
Johan Hedberg (3)	11/27	VS. NJD	6-0	39
Johan Hedberg (4)	12/4	@ TOR	1-0	27
Johan Hedberg (5)	1/10	@ BUF	2-0	36
Johan Hedberg (6)	1/19	@ EDM	1-0	25
2002-03 (4)				
J. S. Aubin (5)	10/12	VS. NYR	6-0	30
Johan Hedberg (7)	12/21	VS. CGY	2-0	23
Sebastien Caron	1/15	@ CAR	2-0	26
Sebastien Caron (2)	1/21	@ BUF	0-0	34
2003-04 (3)				
Marc-Andre Fleury	10/30	@ CHI	1-0	20
Sebastien Caron (3)	12/29	VS. CHI	1-0	31
J. S. Aubin (6)	3/9	VS. DAL	4-0	45
2005-06 (2)				
Marc-Andre Fleury (2)	3/12	VS. PHI	2-0	22
Sebastien Caron (4)	3/31	@ NYI	4-0	29
2006-07 (6)				
Marc-Andre Fleury (3)	10/5	VS. PHI	4-0	40
Marc-Andre Fleury (4)	1/2	VS. CAR	3-0	31
Marc-Andre Fleury (5)	1/30	VS. FLA	3-0	32
Marc-Andre Fleury (6)	2/3	VS. WSH	2-0	30
Jocelyn Thibault	3/14	@ NJD	3-0	25
Marc-Andre Fleury (7)	3/25	VS. BOS	5-0	29

PLAYER	DATE	OPP	SCORE	SAVES
2007-08 (8)				
Marc-Andre Fleury (8)	10/23	VS. NYR	1-0	36
Dany Sabourin	11/5	@ NJD	5-0	20
Marc-Andre Fleury (9)	11/24	VS. ATL	5-0	28
Ty Conklin	12/29	VS. BUF	2-0	26
Ty Conklin (2)	1/5	VS. FLA	3-0	35
Dany Sabourin (2)	1/19	@ MTL	2-0	31
Marc-Andre Fleury (10)	3/4	@ TBL	2-0	35
Marc-Andre Fleury (11)	3/25	@ NJD	2-0	31

2008-09 (4)				
Marc-Andre Fleury (12)	12/26	@ NJD	1-0	37
Marc-Andre Fleury (13)	1/18	VS. NYR	3-0	33
Marc-Andre Fleury (14)	2/25	VS. NYI	1-0	21
Marc-Andre Fleury (15)	3/25	VS. CGY	2-0	31

2009-10 (1)				
Marc-Andre Fleury (16)	3/18	@ BOS	3-0	17

2010-11 (5)				
Brent Johnson	10/30	@ CAR	3-0	33
Marc-Andre Fleury (17)	11/24	@ BUF	1-0	30
Marc-Andre Fleury (18)	1/25	VS. NYI	1-0	29
Johnson/Fleury	2/2	VS. NYI	3-0	23
<i>(Fleury replaced Johnson at 59:19)</i>				
Marc-Andre Fleury (19)	3/25	VS. NJD	1-0	25

2011-12 (3)				
Marc-Andre Fleury (20)	10/25	@ NYI	3-0	33
Marc-Andre Fleury (21)	11/21	VS. NYI	5-0	29
Marc-Andre Fleury (22)	2/21	VS. NYR	2-0	27

2012-13 (5)				
Tomas Vokoun	1/31	@ NYR	3-0	28
Marc-Andre Fleury (23)	3/16	VS. NYR	3-0	23
Fleury/Vokoun	3/26	VS. MTL	1-0	37
<i>(Vokoun replaced Fleury at 40:00)</i>				
Tomas Vokoun (2)	3/28	VS. WPG	4-0	20
Tomas Vokoun (3)	3/30	VS. NYI	2-0	35

2013-14 (6)				
Marc-Andre Fleury (24)	10/3	VS. NJD	3-0	27
Jeff Zatkoff	11/2	@ CBJ	3-0	19
Marc-Andre Fleury (25)	11/20	@ WSH	4-0	18
Marc-Andre Fleury (26)	11/29	@ TBL	3-0	21
Marc-Andre Fleury (27)	1/27	VS. BUF	3-0	24
Marc-Andre Fleury (28)	3/11	VS. WSH	2-0	32

PLAYER	DATE	OPP	SCORE	SAVES
2014-15 (10)				
Marc-Andre Fleury (29)	10/25	@ NSH	3-0	25
Marc-Andre Fleury (30)	10/30	VS. LAK	3-0	36
Marc-Andre Fleury (31)	11/1	VS. BUF	5-0	18
Marc-Andre Fleury (32)	11/18	@ MTL	4-0	27
Marc-Andre Fleury (33)	12/2	VS. NJD	1-0	29
Marc-Andre Fleury (34)	12/18	VS. COL	1-0	29
Marc-Andre Fleury (35)	2/4	@ EDM	2-0	22
Marc-Andre Fleury (36)	2/6	@ CGY	4-0	21
Marc-Andre Fleury (37)	3/7	@ LAK	1-0	31
Marc-Andre Fleury (38)	4/11	@ BUF	2-0	35

2015-16 (6)				
Marc-Andre Fleury (39)	10/15	VS. OTT	2-0	22
Marc-Andre Fleury (40)	10/31	@ TOR	4-0	21
Marc-Andre Fleury (41)	1/17	VS. CAR	5-0	22
Marc-Andre Fleury (42)	1/26	VS. NJD	2-0	25
Marc-Andre Fleury (43)	2/29	VS. ARI	6-0	30
Matt Murray	4/2	@ NYI	5-0	24

2016-17 (5)				
Matt Murray (2)	11/5	@ SJS	5-0	32
Matt Murray (3)	12/12	VS. ARI	7-0	32
Matt Murray (4)	2/14	VS. VAN	4-0	29
Matt Murray (5)	3/11	@ VAN	3-0	27
Marc-Andre Fleury (44)	3/19	VS. FLA	4-0	21

TOTAL - 169**HOME - 96****ROAD - 73**

MOST ALL-TIME - Marc-Andry Fleury (44)
 MOST ONE YEAR (Ind.) - Marc-Andre Fleury (10) 2014-15
 MOST ONE YEAR (Team) - 10 in 2014-15

Shutouts Against

PLAYER	DATE	OPP	SCORE	SAVES
1967-68 (5)				
Doug Favell	10/19	@ PHI	1-0	17
Gary Smith	12/27	VS. CAL	0-0	34
Bruce Gamble	1/13	@ TOR	7-0	33
Ed Giacomin	3/17	@ NYR	3-0	20
Cesare Maniago	3/23	@ MIN	3-0	31

1968-69 (8)				
Bernie Parent	10/17	@ PHI	3-0	20
Doug Favell (2)	11/9	VS. PHI	3-0	37
Gerry Desjardins	1/18	@ LAK	4-0	30
Bruce Gamble (2)	1/25	VS. TOR	2-0	30
Glenn Hall	2/12	@ STL	2-0	19
Lorne Worsley	2/16	VS. MTL	4-0	36
Roy Edwards	2/20	@ DET	3-0	26
Ed Johnston	3/2	@ BOS	4-0	19

1969-70 (14)				
Gerry Cheevers	10/19	@ BOS	4-0	26
Gerry Desjardins (2)	10/22	@ LAK	2-0	25
Ernie Wakely	11/13	@ STL	4-0	25
Jacques Plante	11/19	VS. STL	4-0	18
Bruce Gamble (3)	12/6	@ TOR	5-0	25
Bernie Parent (2)	12/21	@ PHI	4-0	28
Tony Esposito	12/27	VS. CHI	3-0	30
Ernie Wakely (2)	1/3	@ STL	6-0	26
Tony Esposito (2)	1/14	@ CHI	5-0	28
Bruce Gamble (4)	1/17	@ TOR	4-0	38
Terry Sawchuk	2/1	@ NYR	6-0	29
Gerry Cheevers (2)	2/14	VS. BOS	3-0	35
Ed Giacomin (2)	3/8	@ NYR	0-0	25
Ed Giacomin (3)	3/18	VS. NYR	2-0	30

1970-71 (7)				
Bernie Parent (3)	10/17	VS. PHI	0-0	30
Ernie Wakely (3)	11/19	VS. STL	1-0	20
Cesare Maniago (2)	12/12	VS. MIN	1-0	35
Tony Esposito (3)	2/7	@ CHI	1-0	28
Ed Giacomin (4)	2/20	VS. NYR	2-0	37
Ed Giacomin (5)	2/27	VS. NYR	4-0	26
Cesare Maniago (3)	3/13	VS. MIN	0-0	31

PLAYER	DATE	OPP	SCORE	SAVES
1971-72 (6)				
Cesare Maniago (4)	10/28	@ MIN	2-0	35
Gary Smith (2)	1/8	VS. CHI	4-0	24
Ernie Wakely (4)	1/22	@ STL	1-0	25
Bruce Gamble (5)	1/30	@ PHI	4-0	33
Cesare Maniago (5)	2/20	@ MIN	2-0	40
Bernie Parent (4)	2/23	@ TOR	2-0	34

1972-73 (3)				
Roger Crozier	11/12	@ BUF	1-0	18
Ron Low/Jacques Plante	12/29	VS. TOR	4-0	42
<i>(Plante replaced Low at 39:36. Low replaced Plante at 40:00)</i>				
Ed Giacomin (6)	1/7	@ NYR	3-0	24

1973-74 (7)				
Bernie Parent (5)	10/27	VS. PHI	6-0	23
Dunc Wilson	11/3	@ TOR	6-0	33
Bernie Parent (6)	11/4	@ PHI	7-0	29
Ed Giacomin (7)	11/18	@ NYR	7-0	33
Doug Grant	12/15	VS. DET	2-0	36
Rogie Vachon	1/16	VS. LAK	2-0	34
Rogie Vachon (2)	1/26	VS. LAK	2-0	25

1974-75 (6)				
Rogie Vachon (3)	10/28	@ LAK	2-0	23
Rogie Vachon (4)	11/23	VS. LAK	0-0	32
Bernie Parent (7)	12/22	@ PHI	4-0	24
Bernie Parent (8)	3/13	@ PHI	6-0	22
Rogie Vachon (5)	3/22	@ LAK	4-0	31
Ken Dryden	4/2	@ MTL	6-0	23

1975-76 (2)				
Rogie Vachon (6)	10/30	@ LAK	4-0	21
Gerry Desjardins (3)	1/11	@ BUF	6-0	28

1976-77 (7)				
Bernie Parent (9)	10/28	@ PHI	3-0	21
Gerry Cheevers (3)	11/24	VS. BOS	4-0	34
Wayne Thomas	1/11	VS. TOR	2-0	30
Gerry Edwards	2/3	@ CLE	0-0	22
Rogie Vachon (7)	3/2	VS. LAK	5-0	26
Wayne Stephenson	3/13	@ PHI	4-0	22
Gilles Gilbert	3/27	@ BOS	3-0	11

PLAYER	DATE	OPP	SCORE	SAVES
1977-78 (2)				
Bernie Parent (10)	10/20	@ PHI	11-0	20
Dan Bouchard	1/18	@ ATL	1-0	25
1978-79 (4)				
Dan Bouchard (2)	11/3	@ ATL	2-0	25
Michel Larocque	2/22	@ MTL	12-0	25
Mario Lessard	3/7	VS. LAK	4-0	26
Mike Palmateer	3/11	@ TOR	4-0	39
1979-80 (6)				
Tony Esposito (4)	12/19	@ CHI	0-0	37
Pete Peeters	2/2	VS. PHI	4-0	30
Don Edwards	2/7	@ BUF	9-0	25
Michel Dion	2/24	@ QUE	2-0	33
Glenn Resch	3/2	VS. NYI	0-0	22
Bill McKenzie	3/28	@ COL	5-0	30
1980-81 (1)				
Pete Peeters (2)	1/21	VS. PHI	5-0	33
1981-82 (1)				
Pat Riggins	1/16	@ CGY	4-0	29
1982-83 (3)				
Billy Smith	10/14	@ NYI	9-0	30
Pelle Lindberg	12/4	VS. PHI	0-0	24
Markus Mattson	1/12	VS. MIN	7-0	40
1983-84 (4)				
Al Jensen	10/25	VS. WSH	1-0	26
Mike Liut	12/31	@ STL	2-0	16
Tony Esposito (5)	1/15	@ CHI	2-0	35
Pat Riggins (2)	3/24	@ WSH	6-0	18
1984-85 (2)				
Kelly Hrudey	2/2	VS. NYI	4-0	26
Bob Janecyk	3/5	@ LAK	6-0	21
1985-86 (1)				
Kelly Hrudey (2)	1/9	@ NYI	9-0	27
1986-87 (2)				
Darren Elliot	12/17	@ LAK	3-0	26
Glen Hanlon	1/18	VS. DET	1-0	36
1987-88 (3)				
Allan Bester	10/29	VS. TOR	8-0	26
Kirk McLean	2/17	@ VAN	5-0	27
Sean Burke	3/29	@ NJD	4-0	25

PLAYER	DATE	OPP	SCORE	SAVES
1988-89 (1)				
Pete Peeters (3)	1/2	@ WSH	8-0	14
1989-90 (0)				
1990-91 (0)				
1991-92 (3)				
Don Beaupre	10/29	VS. WSH	8-0	26
Craig Billington	1/2	@ NJD	4-0	16
Bob Essensa	1/28	VS. WPG	4-0	38
1992-93 (2)				
Tim Cheveldae	11/13	@ DET	8-0	26
John Blue	1/14	@ BOS	7-0	21
1993-94 (0)				
1994-95 (1)				
John Vanbiesbrouck	3/26	@ FLA	2-0	24
1995-96 (2)				
Jocelyn Thibault	12/23	@ MTL	1-0	29
Chris Osgood	2/3	@ DET	3-0	23
1996-97 (1)				
Mike Richter	3/24	@ NYR	3-0	34
1997-98 (6)				
Andy Moog	10/8	VS. MTL	3-0	26
Martin Brodeur	12/4	VS. NJD	4-0	28
Andy Moog (2)	12/27	VS. MTL	1-0	19
Damien Rhodes	1/20	VS. OTT	0-0	23
Dominik Hasek	3/15	@ BUF	3-0	22
Ed Belfour	3/22	@ DAL	0-0	20
1998-99 (3)				
Darren Puppa	10/21	@ TBL	5-0	28
Byron Dafoe	1/7	VS. BOS	0-0	26
Jamie Storr	12/22	VS. LAK	3-0	25
1999-00 (2)				
Jeff Hackett	3/8	VS. MTL	3-0	24
Patrick Lalime	3/9	@ OTT	7-0	16
2000-01 (1)				
Martin Brodeur (2)	10/28	VS. NJD	9-0	21
2001-02 (10)				
Curtis Joseph	10/27	@ TOR	4-0	23
Brian Boucher	10/31	@ PHI	3-0	27
Roberto Luongo	11/7	@ FLA	2-0	17
Tomas Vokoun	11/23	@ NSH	5-0	27
Evgeni Nabokov	11/29	@ SJS	5-0	38

PLAYER	DATE	OPP	SCORE	SAVES
Tom Barrasso	12/16	VS. CAR	7-0	11
Martin Brodeur (3)	12/26	@ NJD	4-0	20
Jocelyn Thibault (2)	1/6	@ CHI	2-0	22
Jose Theodore	2/7	@ MTL	1-0	30
Jose Theodore (2)	4/1	VS. MTL	3-0	28

2002-03 (10)

Ed Belfour (2)	10/10	VS. TOR	6-0	33
J. S. Giguere	12/15	@ ANA	5-0	19
Roberto Luongo (2)	1/18	@ FLA	3-0	35
Martin Biron	1/21	@ BUF	0-0	23
Roberto Luongo (3)	2/6	VS. FLA	6-0	28
Patrick Lalime (2)	2/12	VS. OTT	3-0	20
Mike Dunham	2/14	@ NYR	1-0	26
Tomas Vokoun (2)	2/27	@ NSH	6-0	22
Kevin Weekes	3/6	VS CAR	4-0	21
Roman Cechmanek	3/29	@ PHI	3-0	20

2003-04 (7)

Cristobal Huet	10/10	VS. LAK	3-0	11
Nikolai Khabibulin	11/8	@ TBL	9-0	15
Corey Schwab	12/27	VS. NJD	2-0	21
Mikael Tellqvist	1/5	VS. TOR	5-0	25
Jose Theodore (3)	1/10	VS. MTL	8-0	25
Scott Clemmensen	1/20	VS. NJD	3-0	25
Roberto Luongo (4)	2/20	VS. FLA	2-0	34

2005-06 (5)

Mike Dunham (2)	11/9	@ ATL	5-0	26
Manny Fernandez	12/8	VS. MIN	5-0	22
Curtis Sanford	12/13	@ STL	3-0	21
Mikael Tellqvist (2)	3/19	VS. TOR	1-0	21
Sean Burke (2)	4/8	@ TBL	1-0	25

2006-07 (3)

Dominik Hasek (2)	10/7	VS. DET	2-0	13
Martin Brodeur (4)	12/26	@ NJD	3-0	26
Martin Brodeur (5)	2/27	VS. NJD	1-0	31

2007-08 (3)

Henrik Lundqvist	12/18	@ NYR	4-0	18
Johan Holmqvist	1/18	VS. TBL	3-0	27
Martin Biron (2)	4/6	@ PHI	2-0	20

2008-09 (3)

Mike Smith	12/23	VS. TBL	2-0	15
Henrik Lundqvist (2)	1/5	@ NYR	4-0	27
Ty Conklin	2/8	VS. DET	3-0	25

PLAYER	DATE	OPP	SCORE	SAVES
2009-10 (7)				
Ilya Bryzgalov	10/7	VS. PHX	3-0	24
Evgeni Nabokov (2)	11/7	@ SJS	5-0	27
Tim Thomas	11/10	@ BOS	3-0	27
Martin Brodeur (6)	12/21	VS. NJD	4-0	35
Martin Brodeur (7)	12/30	@ NJD	2-0	32
Mike Smith (2)	3/31	VS. TBL	2-0	27
Johan Hedberg	4/10	@ ATL	1-0	33

2010-11 (7)

Jaroslav Halak	10/23	@ STL	1-0	31
Jose Theodore (4)	1/8	VS. MIN	4-0	26
Martin Brodeur (8)	1/20	@ NJD	2-0	23
Michal Neuvirth	2/6	@ WSH	3-0	22
Michal Neuvirth (2)	2/21	VS. WSH	1-0	39
Carey Price	3/12	VS. MTL	3-0	26
Martin Brodeur (9)	3/25	VS. NJD	1-0 (SOL)	29

2011-12 (2)

Tomas Vokoun (3)	1/11	@ WSH	1-0	30
James Reimer	2/1	@ TOR	1-0	25

2012-13 (0)**2013-14 (6)**

J.S. Giguere (2)	10/21	VS. COL	1-0	34
Craig Anderson	12/23	@ OTT	5-0	41
Kari Lehtonen	1/25	@ DAL	3-0	24
Steve Mason	3/15	@ PHI	4-0	25
Brian Elliott	3/23	VS. STL	1-0	33
Ilya Bryzgalov	4/5	@ MIN	4-0	20

2014-15 (8)

Henrik Lundqvist (3)	11/11	@ NYR	5-0	33
Eddie Lack	12/4	VS. VAN	3-0	22
Braden Holtby	12/27	VS. WSH	3-0	31
Braden Holtby (2)	1/28	@ WSH	4-0	27
Harter Hutton	2/1	VS. NSH	4-0	21
Ryan Miller	2/7	@ VAN	5-0	31
Tuukka Rask	3/14	VS. BOS	2-0	30
Corey Schneider	3/17	@ NJD	2-0	35

Continued on next page

PLAYER	DATE	OPP	SCORE	SAVES
2015-16 (6)				
Antti Niemi	10/8	@ DAL	3-0	37
Corey Schneider [2]	11/14	@ NJD	4-0	21
Tuukka Rask [2]	12/16	@ BOS	3-0	34
Connor Hellebuyck	12/27	@ WPG	1-0	30
Henrik Lundqvist [4]	2/10	VS. NYR	3-0	34
Scott Wedgewood	3/24	VS. NJD	3-0	39
2016-17 (4)				
Al Montoya	10/18	@ MTL	4-0	36
Peter Budaj	12/16	VS. LAK	1-0	39
Carter Hutton [2]	1/24	VS. STL	3-0	34
Steve Mason [2]	3/15	@ PHI	4-0	23

TOTAL - 197**AT PITTSBURGH - 80****ON THE ROAD - 117**

MOST SHUTOUTS AGAINST - Bernie Parent [10]
 MOST ONE YEAR (Ind.) - Rogie Vachon [3] 1974-75
 MOST ALL TIME (Team) - Philadelphia [20]
 MOST ONE YEAR (Team) - NYR, STL & LAK [3]
 1969-70, 1969-70 & 1974-75

FASTEST GOALS

Teams

FASTEST TWO GOALS

BOTH TEAMS	0:04	Wayne Bianchin (Pittsburgh) & Guy Chouinard (Atlanta), March 15, 1977 at Atlanta in a 7-3 Flames win. (NHL Record)
PENGUINS	0:06	Paul Coffey & Troy Loney, Feb. 22, 1990 vs. NY Islanders in a 4-3 Penguins win.
	0:06	Mark Recchi & John Cullen, Feb. 16, 1990 at Winnipeg in a 3-3 tie.
OPPONENTS	0:06	Rick Tocchet & Jeremy Roenick (Phoenix), Jan. 13, 1999 at Phoenix in a 5-3 Coyotes win.
	0:06	Sylvain Turgeon (2) (Hartford), March 28, 1987 at Hartford in a 5-4 Whalers win.
	0:06	Guy Lafleur and Steve Shutt (Montreal), April 2, 1975 at Montreal in a 6-0 Canadiens win.

FASTEST THREE GOALS

BOTH TEAMS	0:30	Mario Lemieux (2) & Al Iafrate (Toronto), Oct. 17, 1989 vs. Toronto in a 7-5 Penguins win.
PENGUINS	0:27	Al McDonough, Ken Schinkel & Ron Schock, Nov. 22, 1972 vs. St. Louis in a 10-4 Penguins win.
OPPONENTS	0:21	Michal Pivonka & Steve Leach (2), Nov. 25, 1990 at Washington in a 7-3 Capitals win.

FASTEST FOUR GOALS

BOTH TEAMS	1:17	Pierre Larouche (Pittsburgh), Guy Lafleur (2) & Pete Mahovlich (Montreal), Jan. 26, 1975 at Montreal in a 7-2 Canadiens win.
PENGUINS	1:39	Alexei Kovalev (2), Jaromir Jagr & Stu Barnes, Dec. 12, 1998 at St. Louis in a 4-3 Penguins win.
OPPONENTS	1:22	Bobby Clarke, Ilkka Sinisalo, Reggie Leach & Ken Linseman (Philadelphia), Oct. 11, 1981 at Philadelphia in an 8-2 Flyers win.

FASTEST FIVE GOALS

BOTH TEAMS	3:32	Brett Connolly & Lars Eller (Washington), Evgeni Malkin (twice) & Bryan Rust (Pittsburgh), Jan. 16, 2017 vs. Washington in an 8-7 Penguins win.
PENGUINS	2:07	Bryan Hextall, Jean Pronovost, Al McDonough, Ken Schinkel & Ron Schock, Nov. 22, 1972 vs. St. Louis in a 10-4 Penguins win.
OPPONENTS	2:37	Duane Sutter (2), Bryan Trottier (2) & John Tonelli (NY Islanders), Jan. 26, 1982 at New York in a 9-2 Islanders win.

FASTEST GOAL, START OF GAME

PENGUINS	0:06	Jean Pronovost, Mar. 25, 1976 at St. Louis in a 5-2 Blues win.
OPPONENTS	0:08	Kyle Wellwood (Winnipeg), Oct. 17, 2011 at Winnipeg in a 2-1 Jets win.

FASTEST GOAL, START OF SECOND PERIOD

PENGUINS	0:07	Lowell MacDonald, Feb. 10, 1973 at Boston in a 6-3 Bruins win.
OPPONENTS	0:07	Stan Gilbertson (Washington), Nov. 12, 1975 at Washington in a 6-6 tie.
	0:07	Joey Johnston (California), Oct. 20, 1973 at Pittsburgh in a 5-3 Penguins win.

FASTEST GOAL, START OF THIRD PERIOD

PENGUINS	0:11	Martin Straka, Oct. 18, 2003 vs. Detroit in a 4-3 Penguins win.
OPPONENTS	0:13	Janne Ojanen (New Jersey), Oct. 24, 1992 at New Jersey in a 4-3 Penguins win.

FASTEST GOAL, OVERTIME

PENGUINS	0:13	Kevin Stevens, Mar. 21, 1991 vs. NY Rangers in a 5-4 Penguins win.
OPPONENTS	0:08	Tony Amonte (NY Rangers), Feb. 21, 1994 at New York in a 4-3 Rangers win.

EARLIEST WINNING GOAL

PENGUINS	0:32	Martin Straka, Mar. 13, 1999 vs. Philadelphia in a 4-0 Penguins win.
OPPONENTS	0:09	Ross Lonsberry (Philadelphia), Oct. 9, 1983 at Philadelphia in an 11-0 Flyers win.

FASTEST TWO GOALS FROM START OF GAME

PENGUINS	0:29	George Ferguson & Greg Malone, Dec. 6, 1980 vs. Chicago in a 6-4 Penguins win.
OPPONENTS	0:40	Tim Kerr & Bill Barber (Philadelphia), Oct. 9, 1983 at Philadelphia in a 7-1 Flyers win.

Individuals**FASTEST TWO GOALS**

PENGUINS	0:07	Martin Straka, Feb. 11, 2000 vs. Edmonton (Tommy Salo) in a 2-2 tie.
	0:07	Wally Boyer, Mar. 5, 1970 at Detroit (Roy Edwards) in a 5-3 Red Wings win.
OPPONENTS	0:06	Sylvain Turgeon (Hartford), Mar. 28, 1987 at Hartford (Pat Riggin) in a 5-4 Whalers win.

FASTEST TWO ASSISTS

PENGUINS	0:07	Ron Schock, Mar. 5, 1970 at Detroit on two goals by Wally Boyer in a 5-3 Red Wings win.
OPPONENTS	0:06	Pete Mahovlich (Montreal), April 2, 1975 at Montreal on goals by Guy Lafleur and Steve Shutt in a 6-0 Canadiens win.

FASTEST THREE GOALS

PENGUINS	4:10	Nils Ekman, Nov. 8, 2006 vs. Tampa Bay (Johan Holmqvist) in a 4-3 Penguins loss.
OPPONENTS	1:18	Derek King (NY Islanders), Oct. 15, 1991 at New York (Tom Barrasso) in a 7-6 Penguins overtime victory.

FASTEST FOUR GOALS

PENGUINS	14:54	Mario Lemieux, Jan. 26, 1997 at Montreal (Jocelyn Thibault) in a 5-2 Penguins win.
OPPONENTS	34:40	Stan Gilbertson (Washington), April 6, 1975 at Washington (Bob Johnson) in an 8-4 Capitals win.

DRAFT PICKS ALL-TIME

1967 EXPANSION DRAFT

Joe Daley	G	Detroit
Roy Edwards	G	Chicago
Earl Ingarfield	C	NY Rangers
Al MacNeil	D	NY Rangers
Larry Jeffrey	LW	Toronto
[Traded to NY Rangers for George Konik, Paul Andrea, Dunc McCallum and Frank Francis]		
Ab McDonald	LW	Detroit
Leo Boivin	D	Detroit
Noel Price	D	Montreal
Keith McCreary	LW	Montreal
Ken Schinkel	RW	NY Rangers
Bob Dillabough	C	Boston
Art Stratton	C	Chicago
Val Fonteyne	LW	Detroit
Jeannot Gilbert	C	Boston
Tom McCarthy	LW	Montreal
Bill Dea	LW	Chicago
Bob Rivard	LW	Montreal
Mel Pearson	LW	Chicago
Andy Bathgate	RW	Detroit
Les Hunt	D	NY Rangers

1967

1/2	Steve Rexe	G	Belleville
2/11	Bob Smith	C	Sault Ste. Marie

1968

1/4	Garry Swain	C	Niagara Falls
2/14	Ron Snell	RW	Regina
3/21	Dave Simpson	D	Port Arthur Marris

1969

1/4	Traded to Boston for Jean Pronovost and John Arbour		
2/15	Rick Kessell	C	Oshawa
3/26	Michel Briere	C	Shawinigan
4/38	Yvon Labre	D	Toronto
5/50	Rusty Patenaude	RW	Calgary
6/62	Paul Hoganson	G	Toronto
7/73	Traded to St. Louis for cash		
8/79	Traded to Montreal for cash		

1970 INTRA-LEAGUE DRAFT

1/7	Lowell MacDonald	RW	Springfield
-----	------------------	----	-------------

1970

1/7	Greg Polis	LW	Estevan
2/21	John Stewart	LW	Flin Flon
3/35	Larry Bignell	D	Edmonton
4/49	Connie Forey	LW	Ottawa
5/63	Steve Cardwell	LW	Oshawa
6/77	Bob Fitchner	C	Brandon
7/90	Jim Pearson	D	St. Catharines
8/102	Cam Newton	G	Kitchener
9/110	Ron Lemieux	D	Dauphin

1971

1/4	Traded to St. Louis with Lou Angotti for Ron Schock, Craig Cameron and 1972 second-round choice		
2/18	Brian McKenzie	LW	St. Catharines
3/32	Joe Norris	D	Toronto
4/46	Gerry Methe	LW	Oshawa
5/60	Dave Murphy	G	North Dakota
6/74	Ian Williams	RW	Notre Dame
7/88	Doug Elliott	D	Harvard
8/102	Traded to Vancouver for 1972 NHL Expansion Draft protection		

1972

1/4	Traded to Minnesota for Bob Woytowich		
2/24	Jack Lynch	D	Oshawa
2/30	Bernie Lukowich	RW	New Westminster
[Choice acquired from St. Louis with Ron Schock and Craig Cameron for Lou Angotti and 1971 first-round choice]			
3/40	Denis Herron	G	Trois Rivieres
4/56	Ron Lalonde	C	Peterborough
5/72	Brian Walker	C	Calgary
6/88	Jeff Ablett	LW	Medicine Hat
7/104	D'Arcy Keating	D	Notre Dame
8/120	Yves Bergeron	RW	Shawinigan
9/136	Jay Babcock	LW	London
9/149	Don Atchison	G	Saskatoon

1973

1/7	Blaine Stoughton	RW	Flin Flon
2/23	Wayne Bianchin	LW	Flin Flon
2/27	Colin Campbell	D	Peterborough
[Choice acquired from Detroit with 1974 second-round pick for Roy Edwards]			
3/39	Traded to Detroit for Andy Brown and cash		
4/55	Dennis Owchar	D	Toronto

5/71	Guido Tenesi	D	Oshawa
6/87	Don Seiling	LW	Oshawa
7/103	Terry Ewasiuk	LW	Victoria
8/119	Fred Comrie	C	Edmonton
9/134	Gord Lane	D	New Westminster
10/150	Randy Aimoe	D	Medicine Hat
11/164	Don McLeod	C	Saskatoon

1974

1/8	Pierre Larouche	C	Sorel
2/26	Traded to St. Louis with Bryan Watson and Greg Polis for Bob Kelly, Steve Durbano and Ab DeMarco		
2/27	Jacques Cossette	RW	Sorel
	[Choice acquired from Detroit for Roy Edwards]		
3/44	Traded to Detroit with Hank Nowak for Nelson DeBenedet		
4/62	Mario Faubert	D	St. Louis Univ.
5/80	Bruce Abehart	G	London
6/98	William Schneider	LW	U. of Minnesota
7/116	Robbie Laird	LW	Regina
8/133	Larry Finck	D	St. Catharines
9/150	Jim Chicoyne	D	Brandon
10/166	Rick Urich	RW	Regina
11/181	Serge Gamelin	RW	Sorel
12/195	Richard Perron	D	Quebec
13/206	Richard Hindmarch	RW	Calgary Univ.
14/216	William Davis	D	Colgate Univ.
15/223	J.D. Mathers	D	Northeastern

1975

1/13	Gordon Laxton	G	New Westminster
2/31	Russ Anderson	D	U. of Minnesota
3/49	Paul Baxter	D	Winnipeg
4/67	Stu Younger	LW	Michigan Tech
5/85	Kim Clackson	D	Victoria
6/103	Pete Morris	LW	Victoria
7/121	Mike Will	C	Edmonton
8/139	Tapio Levo	D	Assat Pori
9/155	Byron Shutt	LW	Bowling Green
10/170	Frank Salive	G	Peterborough
11/185	John Glynne	D	Vermont Univ.
12/196	Lex Hudson	D	U. of Denver
13/202	Dan Tsubouchi	RW	St. Louis Univ.
14/206	Bronislav Stankovsky	LW	Fargo-Moorehead
15/217	Kelly Secord	RW	New Westminster

1976

1/2	Blair Chapman	RW	Saskatoon
	[Choice acquired from Kansas City with Simon Nolet and Ed Gilbert for Steve Durbano, Chuck Arnason and 1976 first-round pick]		

1/11	Traded to Kansas City with Steve Durbano and Chuck Arnason for Simon Nolet, Ed Gilbert and 1976 first-round pick		
2/19	Greg Malone	C	Oshawa
	[Choice acquired from Washington for Bob Paradise]		
2/29	Peter Marsh	RW	Sherbrooke
3/47	Morris Lukowich	LW	Medicine Hat
4/65	Greg Redquest	G	Oshawa
5/83	Brendan Lowe	D	Sherbrooke
6/101	Vic Sirko	D	Oshawa

1977

1/12	Traded to Toronto with Blaine Stoughton for Rick Kehoe		
2/30	Jim Hamilton	RW	London
3/48	Kim Davis	C	Flin Flon
4/66	Mark Johnson	C	U. of Wisconsin
5/84	Traded to Los Angeles for Mike Corrigan		
6/102	Greg Millen	G	Peterborough
8/135	Traded to Philadelphia with Gary Inness, 1977 ninth-round pick, 1977 10th-round pick, 1977 11th-round pick and 1977 12th-round pick for Bobby Taylor and Ed Van Impe		
9/150	Traded to Philadelphia [see above]		
10/158	Traded to Philadelphia [see above]		
11/165	Traded to Philadelphia [see above]		
12/172	Traded to Philadelphia [see above]		

1978

1/6	Traded to Philadelphia with a 1978 eighth-round draft choice for Orest Kindrachuk, Ross Lonsberry & Tom Bladon		
2/25	Mike Meeker	RW	Peterborough
3/42	Traded to Montreal for Don Awrey		
4/59	Traded to NY Rangers for Dunc Wilson		
4/61	Shane Pearsall	LW	Ottawa
	[Choice acquired from Los Angeles with Dave Schultz and Gene Carr for Syl Apps and Hartland Monohan]		
5/75	Rob Garner	C	Toronto
6/92	Traded to Toronto with Dave Burrows for Randy Carlyle and George Ferguson		
7/109	Traded to St. Louis for cash		
8/126	Traded to Philadelphia with a 1978 first-round pick for Orest Kindrachuk, Ross Lonsberry and Tom Bladon		
9/143	Traded to St. Louis for cash		
10/160	Traded to St. Louis for cash		
11/175	Traded to St. Louis for cash		
12/191	Traded to St. Louis for cash		
13/205	Traded to St. Louis for cash		
14/216	Traded to St. Louis for cash		

1979

1/10	Traded to Washington for Hartland Monahan		
2/31	Paul Marshall	LW	Brantford
3/52	Bennett Wolf	D	Kitchener
4/73	Brian Cross	D	Brantford

5/94	Nick Ricci	G	Niagara Falls
6/115	Marc Chorney	D	North Dakota

1980

1/9	Mike Bullard	C	Brantford
2/30	Traded to Chicago for Dale Tallon		
3/51	Randy Boyd	D	Ottawa
4/72	Tony Feltrin	D	Victoria
5/93	Doug Shedden	C	Sault Ste. Marie
6/114	Pat Graham	LW	Niagra Falls
7/135	Traded to Winnipeg for future considerations		
8/156	Robert Geale	C	Portland
9/177	Brian Lundberg	D	U. of Michigan
10/198	Steve McKenzie	D	St. Albert

1981

1/7	Traded to Montreal for Rod Schutt		
2/28	Steve Gatzos	RW	Sault Ste. Marie
3/49	Tom Thornbury	D	Niagara Falls
4/70	Norm Schmidt	D	Oshawa
5/91	Traded to Washington for Gary Rissling		
6/109	Paul Edwards	D	Oshawa
	[Choice acquired from Hartford for Gilles Lupien]		
6/112	Rod Buskas	D	Medicine Hat
7/133	Geoff Wilson	RW	Winnipeg
8/154	Mitch Lamoureux	C	Oshawa
9/175	Dean DeFazio	LW	Brantford
10/196	Dave Hannan	C	Brantford

1982

1/10	Rich Sutter	RW	Lethbridge
2/31	Traded to Montreal with Denis Herron for Pat Hughes and Rob Holland		
2/38	Tim Hrynewich	LW	Sudbury
	[Choice acquired from Minnesota for Mark Johnson]		
3/52	Troy Loney	LW	Lethbridge
4/73	Traded to Toronto for Paul Harrison		
5/94	Grant Sasser	C	Portland
6/115	Traded to Toronto with a 1983 fifth-round choice for Greg Hotham		
7/136	Grant Couture	D	Lethbridge
8/157	Peter Derksen	LW	Portland
9/178	Greg Gravel	C	Windsor
10/199	Stu Wenaas	D	Winnipeg
11/220	Chris McCauley	RW	London
12/241	Stan Bautch	G	Hibbing HS (MN)

1983

1/1	Traded to Minnesota with George Ferguson for Ron Meighan and Anders Hakansson and 1983 first-round pick		
-----	---	--	--

1/15	Bob Errey	LW	Peterborough
	[Choice acquired from Minnesota with Ron Meighan and Anders Hakansson]		

2/22	Todd Charlesworth	D	Oshawa
3/43	Traded to Montreal for Gilles Lupien		
3/58	Mike Rowe	D	Toronto
	[Choice acquired from Montreal for Gilles Lupien]		
4/64	Frank Pietrangelo	G	U. of Minnesota
5/83	Traded to Toronto for Greg Hotham		
6/104	Pat Emond	C	Hull
7/127	Paul Ames	D	BillERICA HS (MA)
8/143	Traded to Hartford with Russ Anderson for Rick MacLeish		
9/169	Marty Ketola	RW	Cloquet HS (MN)
10/190	Alec Haidy	RW	Sault Ste. Marie
11/211	Garth Hildebrand	LW	Calgary
12/232	Dave Goertz	D	Regina

1984

1/1	Mario Lemieux	C	Laval
1/9	Doug Bodger	D	Kamloops
	[Choice acquired with Moe Mantha from Winnipeg for Randy Carlyle]		
1/16	Roger Belanger	RW	Kingston
	[Choice acquired with Andy Brickley, Mark Taylor, Ron Flockhart and a 1984 third-round choice from Philadelphia for Rich Sutter, 1984 second-round choice and 1984 third-round choice]		
2/22	Traded with Rich Sutter and a 1984 third-round choice for Andy Brickley, Mark Taylor, Ron Flockhart and a 1984 first-round pick		
3/43	Traded with Rich Sutter and a 1984 second-round choice for Andy Brickley, Mark Taylor, Ron Flockhart and a 1984 first-round pick		
3/58	Traded to Vancouver for Keith McCarthy		
4/64	Mark Teevens	RW	Peterborough
5/85	Arto Javanainen	RW	Finland Nat.
6/106	Traded to Edmonton with Kevin McClelland for Tom Roulston		
7/127	Tom Ryan	D	N. Newton HS (MA)
8/148	Traded to St. Louis for Gary Edwards		
9/169	John Del Col	LW	Toronto
10/189	Steve Hurt	RW	Hill-Murray HS (MN)
11/210	Jim Steen	C	Moorhead HS (MN)
12/250	Mark Zilio	LW	Streetsville Jr. B

1985

1/2	Craig Simpson	C	Michigan St.
2/23	Lee Giffin	RW	Oshawa
3/44	Traded to Montreal for Denis Herron		
3/58	Bruce Racine	G	Northeastern
	[Choice acquired from Hartford for Greg Malone]		
4/65	Traded to Boston for Randy Hillier		
5/86	Steve Gotaas	C	Prince Albert

6/107	Kevin Clemens	LW	Regina
6/114	Stu Marston	D	Longueuil
	[Choice acquired from Los Angeles for Marc Chorney]		
7/128	Steve Titus	G	Cornwall
8/149	Paul Stanton	D	Catholic Mem. HS [MA]
9/170	Jim Paek	D	Oshawa
10/191	Steve Shaunessy	D	Reading HS [MA]
11/212	Doug Greschuck	D	St. Albert
12/233	Greg Choules	LW	Chicoutimi

1986

1/4	Zarley Zalapski	D	Canadian Nat.
2/25	Dave Capuano	C	Mount St. Charles
3/46	Brad Aitken	LW	Sault Ste. Marie
4/67	Rob Brown	C	Kamloops
5/88	Sandy Smith	C	Brainerd HS [MN]
6/109	Jeff Daniels	LW	Oshawa
7/130	Doug Hobson	D	Prince Albert
8/151	Steve Rohlik	LW	Hill-Murray HS [MN]
9/172	Dave McLlwain	C	North Bay
10/193	Kelly Cain	C	London
11/214	Stan Drulia	RW	Belleville
12/235	Rob Wilson	D	Sudbury

1987

1/5	Chris Joseph	D	Seattle
2/26	Rick Tabaracci	G	Cornwall
3/47	Jamie Leach	RW	Hamilton
4/68	Risto Kurkinen	LW	JyP HT
5/89	Jeff Waver	D	Hamilton
6/110	Shawn McEachern	C	Matignon HS [MA]
7/131	Jim Bodden	C	Chatham Jr. B
8/152	Jiri Kucera	RW	Jihlava
9/173	Jack MacDougall	RW	New Prep [MA]
10/194	Daryn McBride	C	U. of Denver
11/215	Mark Carlson	LW	Philadelphia Jrs.
12/236	Ake Lilljebjorn	G	Brynas

1988

1/4	Darrin Shannon	LW	Windsor
2/25	Mark Major	LW	North Bay
3/46	Traded to Montreal for Perry Ganchar		
3/62	Daniel Gauthier	LW	Victoriaville
	[Choice acquired from Montreal with Perry Ganchar and a 1988 third-round draft choice]		
4/67	Mark Recchi	RW	Kamloops
5/88	Greg Andrusak	D	Minnesota-Duluth
6/109	Traded to Los Angeles with Chris Kontos for Bryan Erickson		
7/130	Troy Mick	LW	Portland
8/151	Jeff Blaeser	LW	St. John's Prep [MA]

9/172	Rob Gaudreau	RW	Bishop Hendricken HS [RI]
10/193	Don Pancoe	D	Hamilton
11/214	Cory Laylin	LW	St. Cloud Appollo
12/235	Darren Stolk	D	Lethbridge

1989

1/16	Jamie Heward	D	Regina
2/37	Paul Laus	D	Niagara Falls
3/58	John Brill	RW	Grand Rapids
4/79	Todd Nelson	D	Prince Albert
5/100	Tom Nevers	C	Edina HS [MN]
6/121	Mike Markovich	D	U. of Denver
6/126	Mike Needham	RW	Kamloops
	[Choice acquired from Calgary for Steve Guenette]		
7/142	Pat Schafhauser	D	Hill-Murray HS [MN]
8/163	Dave Shute	C	Victoria
9/184	Andrew Wolf	D	Victoria
10/205	Greg Hagen	RW	Hill-Murray HS [MN]
11/235	Scott Farrell	D	Spokane
12/247	Jason Smart	C	Saskatoon

1990

1/5	Jaromir Jagr	RW	Kladno
2/26	Traded to Calgary for Joe Mullen		
3/47	Traded to Philadelphia for Wendell Young and 1990 seventh-round choice		
3/61	Joe Dziedzic	LW	Edison HS [MN]
	[Choice acquired from Buffalo in Tom Barrasso trade]		
4/68	Chris Tamer	D	U. of Michigan
5/89	Brian Farrell	C	Avon Old Farms [CT]
6/107	Ian Moran	D	Belmont Hill [MA]
	[Choice acquired from Vancouver in Rod Buskas trade]		
6/110	Denis Casey	G	Colorado Col.
7/130	Mika Valila	C	Tappara
	[Choice acquired from Philadelphia in Wendell Young trade]		
7/131	Ken Plaquin	D	Michigan Tech
7/145	Pat Neaton	D	U. of Michigan
	[Choice acquired from Buffalo in Wayne Van Dorp trade]		
8/152	Petteri Koskimaki	C	Boston Univ.
9/173	Ladislav Karabin	LW	Bratislava
10/194	Timothy Fingerhut	LW	Canterbury Prep [CT]
11/215	Michael Thompson	RW	Michigan St.
12/236	Brian Bruininks	D	Colorado Col.

1991

1/16	Markus Naslund	LW	MoDo
2/38	Rusty Fitzgerald	C	Duluth-East HS [MN]
3/60	Shane Peacock	D	Lethbridge
4/82	Joe Tamminen	C	Virginia HS [MN]
5/104	Robert Melanson	D	Hull

6/126	Brian Clifford	C	Nichols Acad. HS (NY)	7/161	Serge Aubin	C	Granby
7/148	Ed Patterson	RW	Kamloops		[Acquired from Hartford with third-round pick for Frank Pietrangelo]		
8/170	Peter McLaughlin	LW	Belmont Hill Prep HS (MA)	7/180	Drew Palmer	D	Seattle
9/192	Jeff Lembke	G	Omaha	8/206	Boris Zelenko	LW	CSKA
10/214	Chris Tok	D	Greenway HS (MN)	9/232	Jason Godbout	D	Hill-Murray HS (MN)
11/236	Paul Dyck	D	Moose Jaw	10/258	Mikhail Kazakevich	C	Yaroslavl
12/258	Pasi Huura	D	Ilves	11/284	Brian Leitza	G	Sioux City

1992

1/19	Martin Straka	C	Skoda Plzen
2/43	Marc Hussey	D	Moose Jaw
3/67	Travis Thiessen	D	Moose Jaw
4/91	Todd Klassen	D	Tri-Cities
5/115	Philippe DeRouville	G	College Francais
6/139	Artem Kopot	D	Traktor Chelyabinsk
7/163	Jan Alinc	C	Litvinov
8/187	Fran Bussey	C	Duluth-East HS (MN)
9/211	Brian Bonin	C	White Bear Lake
10/235	Brian Callahan	LW	Belmont Hill HS (MA)
11/259	Traded to St. Louis for Gordie Roberts		

1993

1/26	Stefan Bergkvist	D	Leksands
2/52	Domenic Pittis	C	Lethbridge
3/62	Dave Roche	LW	Peterborough
	[Choice acquired in Mark Recchi trade]		
3/78	Traded to Tampa Bay for Peter Taglianetti		
4/104	Jonas Junkka	D	Kiruna
5/130	Chris Kelleher	D	St. Sebastian's HS (MA)
6/156	Patrick Lalime	G	Shawinigan
7/182	Sean Selmser	LW	Red Deer
8/208	Larry McMoran	C	Seattle
9/234	Tim Harberts	C	Wayzata HS (MN)
10/260	Leonid Toropchenko	C	Springfield
11/286	Hans Jonsson	D	MoDo

1994

1/24	Chris Wells	C	Seattle
2/50	Richard Park	C	Belleville
3/57	Sven Butenschon	D	Brandon
	[Acquired from Hartford with seventh-round pick for Frank Pietrangelo]		
3/73	Greg Crozier	LW	Lawrence Acad. HS (MA)
	[Acquired from Boston for Paul Stanton]		
3/76	Alexei Krivchenkov	D	CSKA Moscow
4/102	Thomas O'Connor	D	Springfield
5/128	Clint Johnson	LW	Duluth-East HS (MN)
6/154	Valentin Morozov	C	CSKA Moscow

1995

1/24	Aleksey Morozov	RW	Krylja Sovetov
2/50	Traded to Los Angeles with Rick Tocchet for Luc Robitaille		
3/76	Jean-Sebastien Aubin	G	Sherbrooke
4/102	Oleg Belov	C	CSKA
5/128	Jan Hrdina	C	Seattle
6/154	Alexei Kolkunov	C	Krylja Sovetov
7/180	Derrick Pyke	RW	Halifax
8/206	Sergei Voronov	D	Dynamo Moscow
9/232	Frank Ivankovic	G	Oshawa

1996

1/23	Craig Hillier	G	Ottawa 67's
2/28	Pavel Skrbek	D	Kladno
	[Acquired from New Jersey for 41st and 49th picks]		
2/41	Traded to New Jersey for 28th pick		
2/49	Traded to New Jersey for 28th pick		
3/72	Boyd Kane	LW	Regina
	[Acquired from Boston with Glen Murray and Bryan Smolinski for Shawn McEachern and Kevin Stevens]		
3/77	Boris Protsenko	RW	Calgary
4/105	Michal Rozsival	D	Jihlava
5/132	Traded to San Jose for Kevin Miller		
6/150	Peter Bergman	C	Kamloops
6/159	Traded to St. Louis for J.J. Daigneault		
7/170	Traded to Edmonton for Tyler Wright		
7/186	Eric Meloche	RW	Cornwall
8/212	Traded to Ottawa for Dave McLlwain		
9/238	Timo Seikkula	C	Junkkarit

1997

1/17	Robert Dome	RW	Las Vegas (IHL)
2/44	Brian Gaffaney	C	North Iowa
3/71	Josef Melichar	D	Budejovice
4/97	Alexandre Mathieu	C	Halifax
5/124	Harlan Pratt	D	Prince Albert
6/152	Petr Havelka	LW	Sparta Praha
7/179	Mark Moore	D	Harvard
8/208	Andrew Ference	D	Portland
9/234	Eric Lind	D	Avon Old Farms HS (CT)

1998

1/23	Milan Kraft	C	Plzen
2/54	Alexander Zevakhin	LW	CSKA
3/80	David Cameron	C	Prince Albert (Choice acquired from Colorado for Francois Leroux)
4/110	Scott Myers	G	Prince George
5/134	Rob Scuderi	D	Boston College (Choice acquired from Buffalo for Jason Woolley)
5/140	Traded to Vancouver for Josef Beranek		
6/169	Jan Fadrny	C	Slavia Jr.
7/196	Joel Scherban	C	London
8/224	Mika Lehto	G	Assat Jr.
9/244	Toby Petersen	C	Colorado Col.
9/254	Matt Hussey	C	Avon Old Farms HS [CT]

1999

1/18	Konstantin Koltsov	RW	Cherepovets
2/51	Matt Murley	LW	RPI
2/57	Jeremy Van Hoof	D	Ottawa (Compensatory pick from Carolina for Ron Francis signing)
3/86	Sebastien Caron	G	Rimouski
4/115	Ryan Malone	LW	Omaha
5/144	Tomas Skvaridlo	C	Zvolen Jr.
5/157	Vladimir Malenkykh	D	Tolyatti (Compensatory pick from Anaheim for Fredrik Olausson signing)
6/176	Doug Meyer	LW	U. of Minnesota
7/204	Tom Kostopoulos	RW	London
8/233	Darcy Robinson	D	Saskatoon
9/261	Andrew McPherson	LW	RPI

2000

1/18	Brooks Orpik	D	Boston College
2/52	Shane Endicott	C	Seattle
3/84	Peter Hamerlik	G	Skalica
4/114	Traded to Montreal for 2000 fourth- and fifth-round choices		
4/124	Michel Ouellet	RW	Rimouski (Choice acquired from Montreal with fifth-round pick for fourth-round pick)
5/146	David Koci	D	Sparta Praha Jr. (Choice acquired from Montreal with fourth-round pick for fourth-round pick)
5/153	Traded to Anaheim for Dan Trebil		
6/185	Patrick Foley	LW	New Hampshire
7/216	Jim Abbott	LW	New Hampshire
8/248	Steve Crampton	RW	Moose Jaw
9/273	Roman Simicek	C	HPK Finland (Choice acquired from Anaheim for Kip Miller)
9/280	Nick Boucher	G	Dartmouth

2001

1/21	Colby Armstrong	RW	Red Deer
2/54	Noah Welch	D	St. Sebastian's HS [MA]
3/86	Drew Fata	D	St. Michael's
3/96	Alexandre Rouleau	D	Val d'Or
4/120	Tomas Surovy	LW	Poprad
4/131	Ben Eaves	C	Boston College
5/156	Andy Schneider	D	Lincoln
6/187	Traded to Columbus for Frantisek Kucera		
7/217	Tomas Duba	G	Sparta Praha Jr.
8/250	Brandon Crawford-West	G	Texas [NAHL]
9/280	Traded to NY Islanders for Dan Trebil		

2002

1/5	Ryan Whitney	D	Boston U.
2/35	Ondrej Nemecek	D	Vsetin
3/69	Erik Christensen	C	Kamloops
4/101	Daniel Fernholm	D	Djurgarden
5/136	Andrew Sertich	LW	Greenway HS [MN] (Compensatory pick from NY Islanders for Garth Snow signing)
5/137	Cam Paddock	C	Kelowna
6/171	Robert Goepfert	G	Cedar Rapids
7/202	Patrik Bartschi	C	Kloten
8/234	Maxime Talbot	C	Hull
8/239	Ryan Lannon	D	Harvard (Compensatory pick from St. Louis for Marc Bergevin signing)
9/265	Dwight Labrosse	G	Guelph

2003

1/1	Marc-Andre Fleury	G	Cape Breton (Choice acquired from Florida with 2003 third-round choice for 2001 first-round choice, 2003 second-round compensatory choice and Mikael Samuelsson)
1/3	Traded to Florida		
2/32	Ryan Stone	C	Brandon
2/55	Traded to Florida		
3/70	Jonathan Filewich	RW	Prince George
3/73	Daniel Carcillo	LW	Sarnia (Choice acquired from Florida)
4/103	Traded to Columbus for Jamie Pushor		
4/121	Paul Bissonnette	D	Saginaw (Choice acquired from Boston for Ian Moran)
5/139	Traded to San Jose for Shawn Heins		
5/161	Evgeni Isakov	LW	Cherepovets (Choice acquired from NY Islanders for Randy Robitaille)
6/169	Lukas Bolf	D	Sparta Praha Jr.
7/199	Andy Chiodo	G	St. Michael's

7/229	Stephen Dixon	C	Cape Breton
	[Choice acquired from New Jersey for Stephane Richer]		
8/232	Joe Jensen	C	St. Cloud St.
9/263	Matt Moulson	LW	Cornell

2004

1/2	Evgeni Malkin	C	Magnitogorsk
2/31	Johannes Salomonsson	LW	Djurgarden
2/61	Alex Goligoski	D	Grand Rapids HS (MN)
	[Choice acquired from Vancouver for Johan Hedberg]		
3/67	Nick Johnson	RW	St. Albert
3/85	Brian Gifford	C	Moorhead
	[Choice acquired from Calgary for Andrew Ference]		
4/99	Tyler Kennedy	C	Sault Ste. Marie
5/130	Michal Sersen	D	Rimouski
6/164	Moises Gutierrez	RW	Kamloops
7/194	Chris Peluso	D	Brainerd HS (MN)
7/222	Jordan Morrison	C	Peterborough
	[Choice acquired from Vancouver for Marc Bergevin]		
8/228	David Brown	G	Notre Dame
9/259	Brian Ihnacak	C	Brown U.

2005

1/1	Sidney Crosby	C	Rimouski
2/61	Michael Gergen	LW	Shattuck-St. Mary's HS (MN)
3/62	Kris Letang	D	Val d'Or
4/125	Tommi Leinonen	D	Karpat Jr.
5/126	Tim Crowder	RW	South Surrey
6/194	Jean-Philippe Paquet	D	Shawinigan
7/195	Joe Vitale	C	Sioux Falls

2006

1/2	Jordan Staal	C	Peterborough
2/32	Carl Sneepe	D	Lincoln
3/65	Brian Strait	D	US NTDP U-18
4/95	Traded to Chicago for Jocelyn Thibault		
5/125	Chad Johnson	G	Alaska-Fairbanks
6/155	Traded to Florida for Eric Cairns		
7/185	Timo Seppanen	D	IFK Jr.

2007

1/20	Angelo Esposito	C	Quebec
2/51	Keven Veilleux	C	Victoriaville
3/78	Robert Bortuzzo	D	Kitchener
	[Choice acquired from Atlanta for Chris Thorburn]		
3/80	Casey Pierro-Zabotel	C	Merritt
4/111	Luca Caputi	LW	Mississauga
4/118	Alex Grant	D	Saint John
5/141	Jake Muzzin	D	Sault Ste. Marie
6/171	Dustin Jeffrey	C	Sault Ste. Marie

2008

1/29	Traded to Atlanta for Pascal Dupuis and Marian Hossa		
2/60	Traded to Toronto for Hal Gill		
3/90	Traded to Phoenix for Georges Laraque		
4/120	Nathan Moon	C	Kingston
5/150	Alexander Pechurskiy	G	Magnitogorsk 2
6/180	Patrick Killeen	G	Brampton
7/210	Nicholas D'Agostino	D	St. Michael's

2009

1/30	Simon Despres	D	
2/61	Philip Samuelsson	D	Chicago
3/63	Ben Hanowski	RW	Little Falls HS (MN)
	[Choice acquired from Tampa Bay for Ryan Malone and Gary Roberts]		
3/91	Traded to NY Islanders for Bill Guerin		
4/121	Nick Petersen	RW	Shawinigan
5/123	Alex Veliscek	D	Delbarton HS (NJ)
	[Choice acquired from NY Rangers for Chad Johnson]		
5/151	Andy Bathgate	C	Belleville
6/181	Viktor Ekbom	D	Oskarshamn
7/211	Traded to Montreal for 2010 sixth-round pick		

2010

1/20	Beau Bennett	RW	
2/50	Traded to Florida for Jordan Leopold		
3/80	Bryan Rust	RW	
4/110	Tom Kuhnhackl	RW	
5/140	Kenneth Agostino	LW	
6/152	Joe Rogalski	D	
	[Choice acquired from Toronto for Chris Peluso]		
6/170	Reid McNeill	D	
6/177	Traded to Anaheim for Mattias Modig. Pick acquired from Montreal for Pittsburgh's 2009 seventh-round pick		
7/20	Traded to San Jose for 2011 seventh-round pick		

2011

1/23	Joseph Morrow	D	Portland
2/54	Scott Harrington	D	London
3/84	Traded to Philadelphia for the rights to Dan Hamhuis		
4/114	Traded to Edmonton with Dany Sabourin and Ryan Stone for Mathieu Garon		
5/144	Dominik Uher	RW	Spokane
6/174	Josh Archibald	C	
7/204	Traded to Ottawa for Alex Kovalev		
7/209	Scott Wilson	LW	
	[Choice acquired from San Jose for 2010 seventh-round pick]		

2012

1/8	Derrick Pouliot	D	Portland
	[Choice acquired from Carolina with Brandon Sutter and Brian Dumoulin for Jordan Staal]		
1/22	Olli Maatta	D	London
2/52	Teddy Blueger	C	Shattuck-St. Mary's HS (MN)
3/81	Oskar Sundqvist	C	Skelleftea Jr.
	[Choice acquired from Phoenix with Harrison Ruopp and Marc Cheverie for Zbynek Michalek]		
3/83	Matthew Murray	G	Sault Ste. Marie
4/92	Matia Marcantuoni	C/RW	Kitchener
	[Choice acquired from Columbus for Mark Letestu]		
4/113	Sean Maguire	G	Powell River
5/143	Clark Seymour	D	Peterborough
6/173	Anton Zlobin	RW	Shawinigan
7/203	Traded to Washington for Tomas Vokoun		

2013

1/28	Traded to Calgary with Kenny Agostino and Ben Hanowski for Jarome Iginla		
2/44	Tristan Jarry	G	Edmonton
	[Choice acquired from Columbus for 50th and 89th picks]		
2/50	Traded to Columbus for 44th pick. Pick acquired from San Jose for the rights to Tyler Kennedy		
2/58	Traded to San Jose with a 2014 second-round pick for Douglas Murray		
3/77	Jake Guentzel	C	Sioux City
	[Choice acquired from Dallas with Brenden Morrow for Joe Morrow and 149th pick]		
4/119	Ryan Segalla	D	Salisbury Prep HS (CT)
5/149	Traded to Dallas with Joe Morrow for Brenden Morrow and 77th pick		
6/164	Dane Birks	D	Merritt
	[Choice acquired from Winnipeg for Eric Tangradi]		
6/179	Blaine Byron	C	Smiths Falls
7/209	Troy Josephs	LW	St. Michael's

2014

1/22	Kasperii Kapanen	RW	KalPa (Fin)
2/53	Traded to San Jose with 2013 second-round pick for Douglas Murray		
3/83	Traded to Calgary for Lee Stempniak		
4/113	Sam Lafferty	C/LW	Deerfield Academy HS (MA)
5/143	Traded to Florida with a 2015 third-round pick for Marcel Goc		
5/145	Anthony Angello	C	Omaha
	[Choice acquired from Anaheim for Ben Lovejoy]		
6/173	Jaden Lindo	RW	Owen Sound
7/203	Jeff Taylor	D	Union College

2015

1/16	Traded to Edmonton with Rob Klinkhammer for David Perron		
2/46	Daniel Sprong	RW	Charlottetown
3/77	Traded to Florida with a 2014 fifth-round pick for Marcel Goc		
4/107	Traded to Toronto with Zach Sill and a 2016 second-round pick for Daniel Winnik		
5/137	Dominik Simon	C	Pizen
6/167	Frederik Tiffels	LW	Western Michigan
7/197	Nikita Pavlychev	C	Des Moines

2016

1/30	Traded to Toronto with Nick Spaling, Scott Harrington, Kasperii Kapanen and a 2016 third-round pick for Phil Kessel, Tyler Biggs, Tim Erixon and a 2016 second-round draft pick		
2/55	Filip Gustavsson	G	Lulea Jr.
	[Choice acquired from Vancouver with Nick Bonino and Adam Clendening for Brandon Sutter and a 2016 third-round draft pick]		
2/61	Kasper Bjorkvist	RW	Blues Jr. (Finland)
	[Choice re-acquired from Toronto in the Phil Kessel trade; choice had been previously traded to Toronto with Zach Sill and a 2015 fourth-round draft pick for Daniel Winnik]		
3/64	Traded to Vancouver with Brandon Sutter for Nick Bonino, Adam Clendening and a 2016 second-round draft pick; choice had been previously acquired from Buffalo as compensation for the hiring of Dan Bylsma		
3/72	Traded to Toronto in the Phil Kessel trade; choice had been previously acquired from New Jersey as compensation for the hiring of John Hynes		
3/77	Connor Hall	D	Kitchener
	[Choice acquired from New Jersey for Beau Bennett]		
3/91	Traded to Edmonton for Justin Schultz		
4/121	Ryan Jones	D	Lincoln
5/151	Niclas Almari	D	Jokerit Jr.
6/181	Joseph Masonius	D	Connecticut
7/211	Traded to St. Louis with Robert Bortuzzo for Ian Cole		

2017

1/31	Traded to St. Louis with Oskar Sundqvist for Ryan Reaves and 51st pick		
2/51	Zachary Lauzon	D	Rouyn-Noranda
	[Choice acquired from St. Louis with Ryan Reaves for Oskar Sundqvist and 31st pick]		
2/62	Traded to Carolina with Danny Kristo for Ron Hainsey		
3/93	Clayton Phillips	D	Fargo
4/124	Traded to Toronto with Eric Fehr and Steve Oleksy for Frank Corrado		
5/152	Jan Drozg	LW	Leksand U18
	[Choice acquired from Ottawa for Mike Condon]		
5/155	Linus Olund	C	Brynas
6/186	Antti Palojarvi	D	Lukko Jr.
7/217	William Reilly	D	RPI

CIVIC/MELLON ARENA

The Civic Arena served as the home of the Penguins from their inception in 1967 until its final season of operation in 2009-10 – a span of 43 years. The dome-shaped structure in the heart of uptown Pittsburgh was affectionately known throughout the region as “The Igloo.”

The arena, which was renamed Mellon Arena in 1999 through its final year of operation in 2010, was originally built for the Civic Light Opera in 1961. During its final season as the home venue for the Penguins, it was the oldest facility in the National Hockey League.

During its lifetime the Civic Arena hosted signature league events like the Stanley Cup Final four times, the semi/conference finals seven times, the 1990 NHL All-Star Game and the 1997 NHL Draft.


The arena featured a retractable stainless steel roof and was part of a controlled demolition project. The final NHL game ever played in the building was on May 12, 2010, a playoff contest against the Montreal Canadiens. Following the contest the ice was melted into a jar and then ceremoniously poured onto the center ice dot of PPG Paints Arena prior to the new state-of-the-art venue’s first game by Penguins owner and Hall of Fame player Mario Lemieux.

The Penguins were the main tenant of the Civic Arena. But it also served as the home site for the American Hockey League’s Pittsburgh Hornets, Duquesne University basketball, the Pittsburgh Pipers and Pittsburgh Condors of the old American Basketball Association in the 1960s and 70s, and the Pittsburgh Spirit.

The Civic Arena hosted NCAA men’s and women’s basketball tournaments, boxing matches featuring Muhammad Ali and Sonny Liston, the Harlem Globetrotters, professional wrestling, ice skating and gymnastics competitions, world team tennis matches, concerts from such legendary acts as the Beatles, Frank Sinatra and Elvis Presley, Hollywood films and political rallies.

The Civic Arena held a capacity of 12,580 seats in its first year in 1967. A series of expansions and modernization improvements raised the capacity to 16,940 and over 17,000 with standing-room only access.





CIVIC/MELLON ARENA RECORDS

Team Records

MOST GOALS IN ONE GAME

Pittsburgh	12	Dec. 26, 1991 - in a 12-1 win vs. Toronto March 15, 1975 - in a 12-1 win vs. Washington
Opponent	11	Nov. 25, 1992 - by NY Rangers in an 11-3 win at Pittsburgh

MOST SHOTS IN GAME

Pittsburgh	65	March 15, 1975 - in a 12-1 win vs. Washington
Opponent	55	Oct. 23, 1976 - by Montreal in a 9-1 win at Pittsburgh

MOST PENALTY MINUTES IN A GAME

Pittsburgh	144	Jan. 19, 1980 - in a 5-2 loss vs. Edmonton
Opponent	123	Jan. 19, 1980 - by Edmonton in a 5-2 win at Pittsburgh

MOST GOALS IN A PERIOD

Pittsburgh	8	Dec. 17, 1991 - in a 10-2 win vs. San Jose [2nd period]
Opponent	6	Six times - last time - Nov. 25, 1992 by NY Rangers in an 11-3 win at Pittsburgh [3rd period]

Individual Records

MOST GOALS IN A GAME

Pittsburgh	5	Mario Lemieux, March 26, 1996 in an 8-4 win vs. St. Louis Mario Lemieux, Dec. 31, 1988 in an 8-6 win vs. New Jersey
Opponent	4	John Madden, (New Jersey), Oct. 28, 2000 - in a 9-0 win at Pittsburgh Randy McKay, (New Jersey), Oct. 28, 2000 - in a 9-0 win at Pittsburgh Mike Ridley, (Washington), Oct. 11, 1988 - in an 8-7 loss at Pittsburgh Wayne Gretzky, (Edmonton), Feb. 22, 1984 - in a 9-2 win at Pittsburgh Denis Maruk, (California), Nov. 18, 1975 - in a 5-3 win at Pittsburgh

MOST ASSISTS IN A GAME

Pittsburgh	6	Mario Lemieux, Nov. 1, 1995 - in a 10-0 win vs. Tampa Bay Mario Lemieux, Oct. 15, 1988 - in a 9-2 win vs. St. Louis Greg Malone, Nov. 28, 1979 - in a 7-2 win vs. Quebec Ron Stackhouse, March 8, 1975 - in an 8-2 win vs. Philadelphia
Opponent	6	Patrik Sundstrom, (Vancouver), Feb. 29, 1984 - in a 9-5 win at Pittsburgh

MOST POINTS IN A GAME

Pittsburgh	8	Mario Lemieux, Dec. 31, 1988 - in an 8-6 win vs. New Jersey Mario Lemieux, Oct. 15, 1988 - in a 9-2 win vs. St. Louis
Opponent	7	Patrik Sundstrom, (Vancouver), Feb. 29, 1984 - in a 9-5 win at Pittsburgh

MOST PENALTY MINUTES IN A GAME

Pittsburgh	51	Russ Anderson, Jan. 19, 1980 - in a 5-2 loss vs. Edmonton
Opponent	34	Dave Lumley, (Edmonton), Jan. 19, 1980 - in a 5-2 win at Pittsburgh

MOST SAVES IN A GAME

Pittsburgh	51	Tom Barrasso, Jan. 31, 1998 - in a 4-2 win vs. Detroit
Opponent	53	Wayne Thomas, (Montreal), March 10, 1974 - in a 5-4 win at Pittsburgh

HISTORIC DATES

- June 5, 1967** – Pittsburgh Penguins franchise joins the National Hockey League.
- October 11, 1967** – Penguins' first NHL game is played at the Civic Arena vs. Montreal. Penguins lose to Montreal, 2-1, with 9,307 fans on hand. Andy Bathgate scores the Penguins' first goal.
- October 13, 1967** – Penguins record first victory as they defeat St. Louis, 3-1, on the road.
- February 3, 1968** – Penguins' first sellout at Civic Arena vs. Toronto (12,563).
- April 1, 1970** – Penguins defeat Philadelphia, 4-1, to clinch second place in the Western Division, putting them in the playoffs for the first time.
- April 8, 1970** – Penguins defeat Oakland, 2-1, in club's first playoff game.
- April 13, 1971** – Michel Briere dies from injuries suffered in an auto accident on May 15, 1970.
- January 30, 1973** – Greg Polis wins MVP honors at NHL All-Star Game in New York after scoring two goals.
- January 22, 1975** – Syl Apps named MVP in the NHL All-Star Game in Montreal after scoring two goals.
- February 22, 1975** – Penguins defeat St. Louis, 3-2, to establish a 20-game home unbeaten streak, which is still a club record.
- June 13, 1975** – Pittsburgh Penguins declare bankruptcy.
- July 11, 1975** – Albert Savill, Otto Frenzel and Wren Blair buy Penguins.
- March 24, 1976** – Jean Pronovost becomes the first Penguin to score 50 goals in a season and Pierre Larouche becomes first Penguin to record 100 points in one season vs. Boston.
- December 3, 1976** – Aldege "Baz" Bastien named club's general manager.
- April 5, 1978** – Edward J. DeBartolo takes control of the club, having purchased one-third of the franchise the year before.
- January 3, 1980** – Penguins defeat New York Islanders, 4-3, to gain first place in the Norris Division for the first time in club history.
- January 30, 1980** – Black and gold uniform worn for the first time vs. St. Louis.
- December 13, 1980** – Paul Gardner becomes first Penguins player to score four goals in one game in a 6-5 loss to Philadelphia.
- June 4, 1981** – Randy Carlyle wins the Norris Trophy as the league's best defenseman and Rick Kehoe wins the Lady Byng Trophy as the player who combines sportsmanship with a high standard of play.
- February 21, 1982** – Penguins defeat the New York Islanders, 4-3, to break their then NHL-record 15-game winning streak.
- March 15, 1983** – General manager Baz Bastien dies as a result of an auto accident.
- May 27, 1983** – Ed Johnston is promoted to general manager.
- June 9, 1984** – Penguins draft Mario Lemieux, Doug Bodger and Roger Belanger in the first round of the NHL Draft, marking the first time in club history that Pittsburgh selected more than one player in the first round.
- June 19, 1984** – Mario Lemieux signs a contract with the Penguins.
- October 11, 1984** – Mario Lemieux scores a goal on the first shot of his first shift in his first NHL game against Boston's Pete Peeters.
- April 7, 1985** – Mario Lemieux scores his 100th point to become the third rookie in NHL history to score 100 or more points in a season.
- June 12, 1985** – Mario Lemieux wins the Calder Memorial Trophy as the NHL's top rookie.
- May 26, 1986** – Mario Lemieux wins the Lester B. Pearson Award presented by the Players' Association to the Most Outstanding Player in the NHL.
- December 4, 1987** – Mario Lemieux named Penguins captain.
- June 8, 1988** – Mario Lemieux wins the Art Ross Trophy as the NHL's leading scorer and Hart Memorial Trophy as the league's MVP, becoming the first Penguin to win either award.
- December 31, 1988** – Mario Lemieux becomes the first player in NHL history to score five goals five different ways in one game: at even strength, on the power play, shorthanded, on a penalty shot and into an empty net.
- April 25, 1989** – Mario Lemieux ties two NHL playoff records with five goals and eight points in one playoff game vs. Philadelphia in the Penguins' 10-7 win.
- June 7, 1989** – Mario Lemieux wins his second consecutive Art Ross Trophy as the league's top scorer with a franchise-record 199 points.
- December 5, 1989** – Craig Patrick is named general manager/head coach.
- January 21, 1990** – Pittsburgh's Civic Arena plays host to the NHL All-Star Game for the first time and Penguins center Mario Lemieux wins the MVP award. Lemieux scores four goals on his way to his third All-Star MVP award.

- February 14, 1990** – Mario Lemieux's 46-game point scoring streak is halted at the New York Rangers as he leaves the game midway in the second period with a back injury. Lemieux would miss the next 21 games before returning for the final game of the year.
- June 12, 1990** – Bob Johnson is hired as the head coach and Scotty Bowman is named director of development and recruitment.
- December 22, 1990** – Paul Coffey records his 1,000th career NHL point at New York against the Islanders.
- March 4, 1991** – Penguins acquire Ron Francis, Ulf Samuelsson and Grant Jennings from Hartford for John Cullen, Zarley Zalapski and Jeff Parker.
- March 27, 1991** – Penguins win their first division title, capturing the Patrick Division crown with a 7-4 win at Detroit.
- April 13, 1991** – Goaltender Frank Pietrangelo makes 'The Save' against the New Jersey Devils' Petr Stastny, reaching to his left to make an improbable glove save to prevent a wide-open Stastny from putting the puck into an open net. Pittsburgh went on to that game, 4-3, to send the series to a Game 7, which the Penguins won two days later, 4-0, at the Civic Arena.
- April 25, 1991** – With a 4-1 win vs. Washington, the Penguins win their first Patrick Division playoff championship.
- May 11, 1991** – The Penguins earn the right to play for their first Stanley Cup championship, beating the Boston Bruins to capture their first Wales Conference championship.
- May 25, 1991** – With an 8-0 victory over the Minnesota North Stars, the Penguins become Stanley Cup champions for the first time in their 24-year history.
- June 24, 1991** – The Penguins visit the White House and meet President George H.W. Bush.
- August 29, 1991** – Penguins head coach Bob Johnson is diagnosed with brain tumors, and has emergency surgery that night.
- October 1, 1991** – Scotty Bowman is named interim head coach.
- October 17, 1991** – In a game against the New York Islanders, Paul Coffey records his 1,053rd career point to become the NHL's all-time leading scorer among defensemen, passing Denis Potvin.
- October 19, 1991** – Stanley Cup championship banners are raised to the Civic Arena roof in a pregame ceremony.
- November 26, 1991** – Bob Johnson passes away at his home in Colorado Springs, CO at the age of 60.
- January 18, 1992** – Pittsburgh has a record five players in the NHL All-Star Game at Philadelphia. Mario Lemieux, Kevin Stevens, Jaromir Jagr and Paul Coffey are named to the starting Wales Conference lineup while Bryan Trottier is added to the team in the veterans category.
- March 24, 1992** – Mario Lemieux records his 1,000th career NHL point at Detroit in only his 513th career game, becoming the second-fastest player to record 1,000 points in NHL history.
- May 23, 1992** – Penguins defeat the Boston Bruins in four games to win the Wales Conference championship for the second consecutive season.
- May 26, 1992** – Mario Lemieux ends one of the greatest games in Stanley Cup Final history by depositing a Larry Murphy rebound behind Chicago's Ed Belfour with less than 13 seconds left in regulation, completing a 5-4 Penguins' comeback win in Game 1 of the Cup Final. Chicago led by scores of 3-0 and 4-1. Jaromir Jagr tied the game at 4-4 with less than five minutes remaining in the third period, scoring a sensational goal where he eluded three different Chicago defenders.
- June 1, 1992** – Penguins defeat the Chicago Blackhawks in four games to win back-to-back Stanley Cup championships.
- June 12, 1992** – Penguins unveil new team logo at a press conference.
- January 12, 1993** – The Penguins announce that Mario Lemieux has been diagnosed with Hodgkin's disease.
- March 2, 1993** – Mario Lemieux returns to the Penguins' lineup in Philadelphia after missing the previous 23 games.
- April 3, 1993** – Penguins win their first Presidents' Trophy as the NHL's best team with a 5-3 win at Quebec.
- April 9, 1993** – Penguins set an NHL record for the longest winning streak in league history, with their 16th consecutive win, a 10-4 victory at the New York Rangers. The Penguins extend the record to 17 games with a 4-2 win vs. the Rangers on April 10.
- October 28, 1993** – Ron Francis records his 1,000th career NHL point against Quebec.
- August 29, 1994** – Mario Lemieux announces that he will take a one-year medical leave of absence.
- February 7, 1995** – Joe Mullen records his 1,000th career point against the Florida Panthers to become the first American-born player to record 1,000 or more points.
- February 16, 1995** – The Penguins defeat the Hartford Whalers, 5-2, to extend their club record start of the season unbeaten streak to 13 games [12-0-1].
- May 3, 1995** – Jaromir Jagr records one assist against Florida to win the NHL scoring title with a league-best 70 points [32G-38A].
- May 20, 1995** – ICEOPLEX at Southpointe opens to the public.
- October 26, 1995** – Mario Lemieux scores his 500th career goal at the New York Islanders at 17:12 of the third period against Tommy Soderstrom.
- April 24, 1996** – Petr Nedved ends the second-longest overtime game in Penguins history by scoring a power-

- play goal at 19:15 of the fourth overtime to secure a 3-2 Pittsburgh victory against the Washington Capitals in Game 4.
- January 15, 1997** – Patrick Lalime sets the NHL record for best start by a rookie goaltender from the beginning of his career with a 3-0 win at Hartford. The win boosted his record to 13-0-2.
- January 21, 1997** – Patrick Lalime sets the Penguins record for longest unbeaten streak with a 4-2 win vs. Calgary, running his record to 14-0-2.
- January 26, 1997** – Mario Lemieux scores four goals in one period at Montreal, becoming the 11th player to accomplish the feat.
- February 4, 1997** – Mario Lemieux scores his 600th goal vs. the Vancouver Canucks, becoming just the seventh player to reach the mark.
- March 14, 1997** – Joe Mullen scores his 500th career goal in a game against Colorado, becoming the first U.S.-born player to score 500.
- March 29, 1997** – Ron Francis scores his 400th career goal vs. the Los Angeles Kings, making the Penguins the first team to have players record their 400th, 500th and 600th goals in the same season.
- April 26, 1997** – Mario Lemieux plays his last game, a 6-3 playoff loss in Philadelphia, before entering his first retirement.
- May 13, 1997** – In a formal ceremony, Mayor Tom Murphy renames Auditorium Place, the street encircling the Civic Arena, Mario Lemieux Place. The Civic Arena's address becomes 66 Mario Lemieux Place.
- October 19, 1997** – Tom Barrasso records his 300th career win in a 4-1 win at Florida, becoming the first American-born goaltender to record 300 wins.
- November 17, 1997** – The Hockey Hall of Fame waives its usual three-year waiting period and inducts Mario Lemieux into the hallowed halls.
- November 19, 1997** – Mario Lemieux's No. 66 is retired and raised to the Civic Arena rafters in a pregame ceremony before a standing-room-only crowd of 17,145.
- March 21, 1998** – Ron Francis becomes the seventh player to record his 1,000th career assist, and the Penguins become the 10th NHL team to reach the 1,000-win plateau with a 4-3 win over the Philadelphia Flyers.
- October 13, 1998** – The Penguins file for Chapter 11 bankruptcy protection.
- June 24, 1999** – Mario Lemieux's group is confirmed as the new ownership of the Penguins.
- June 24, 1999** – Jaromir Jagr becomes the second Penguins player to capture the Hart Trophy as the National Hockey League's most valuable player. He also becomes the second to win the Lester B. Pearson Award.
- May 4, 2000** – The Penguins and Flyers play the third-longest game in NHL history, a five-overtime, 152:01 marathon which the Flyers win, 2-1. Penguins goaltender Ron Tugnutt makes 70 saves in the game.
- September 16-23, 2000** – The Penguins open their second week of training camp with an exhibition game in Wilkes-Barre/Scranton, and spend the next week at the home of their AHL affiliate.
- October 7, 2000** – The Penguins face off against the Nashville Predators just outside of Tokyo, Japan to open up their 2000-01 regular season. Nashville comes away with a 3-1 victory.
- November 11, 2000** – USA Hockey announces that Penguins general manager Craig Patrick will take on the same capacity for the 2002 U.S. Olympic team, and former Penguins head coach and scout Herb Brooks will coach the team.
- November 13, 2000** – Joe Mullen is inducted into the Hockey Hall of Fame in Toronto.
- December 8, 2000** – The Penguins announce that Mario Lemieux will attempt to make a comeback after three-and-a-half years of retirement.
- December 12, 2000** – Lemieux makes the announcement official at a press conference, saying he is coming back to the league so that his young son Austin can watch him play.
- December 19, 2000** – More than 500 people cram the bleachers to watch Lemieux in his first practice with the team.
- December 27, 2000** – Lemieux returns to the Penguins active roster in a game against the Toronto Maple Leafs at home, and puts three points [1G-2A] on the scoresheet. Pittsburgh wins the historic contest, 5-0.
- December 30, 2000** – Lemieux notches four points [1G-3A] in a 5-3 win over the Ottawa Senators, giving him 1,500 points for his career. Jagr hits the 1,000 point mark in the same game.
- March 31, 2001** – The Penguins clinch their team record 11th straight postseason appearance with a 5-3 win over the St. Louis Blues.
- May 10, 2001** – Darius Kasparaitis – who had one goal in 55 previous playoff games – beats Dominik Hasek in overtime to give the Penguins a 3-2 win. The victory secures a spot in the Eastern Conference Finals against the New Jersey Devils, the Penguins' fourth trip to a conference finals.
- July 11, 2001** – The Penguins trade Jaromir Jagr and Frantisek Kucera to the Washington Capitals in exchange for Kris Beech, Michal Sivek and Ross Lupaschuk.
- February 8, 2003** – Mario Lemieux records his 1,000th career assist in Boston against the Bruins.

- October 29, 2003** – Mario Lemieux's assist on Dick Tarnstrom's first-period goal gives him 1,700 points for his career.
- June 10, 2004** – Paul Coffey and Larry Murphy are named to the Hockey Hall of Fame's class of 2004.
- July 22, 2005** – The Penguins win the NHL Draft Lottery, receiving the right to the first-overall pick in the 2005 Draft.
- July 30, 2005** – The Penguins select Sidney Crosby with the first-overall selection in the 2005 NHL Draft.
- October 5, 2005** – Sidney Crosby appears in his first NHL game and records an assist in a 5-1 loss at New Jersey.
- December 16, 2005** – Mario Lemieux plays his last NHL game, a 4-3 home loss to Buffalo, due to atrial fibrillation [irregular heartbeat].
- January 24, 2006** – Mario Lemieux announces his retirement as a player from the NHL.
- April 17, 2006** – Sidney Crosby becomes the youngest player in NHL history to reach 100 points with three assists in a 6-1 win over the New York Islanders.
- May 25, 2006** – Penguins hire Ray Shero as general manager.
- October 18, 2006** – Evgeni Malkin makes his NHL debut and scores a goal against New Jersey's Martin Brodeur.
- November 1, 2006** – Evgeni Malkin becomes the first player in 89 years to tally goals in each of his first six NHL games. Malkin tallies the milestone goal at 8:29 of the first period and added the game-winner at 2:45 of overtime in the Penguins' 4-3 victory at Los Angeles. Before Malkin, only three players in NHL history had scored at least one goal in each of their first six (or more) games and all did so in 1917-18, the NHL's inaugural season: Montreal's Joe Malone (14 games), Ottawa's Cy Denneny (12); and Montreal's Newsy Lalonde (8).
- December 15, 2006** – Ryan Malone scores his first career hat trick. Malone's father, Greg, had a hat trick for the Penguins in 1978-79. The Malones are the second father/son pair to record a hat trick for the same franchise in NHL history. Ken Hodge Sr. and Ken Hodge Jr. did it for the Bruins.
- January 24, 2007** – Sidney Crosby leads the fan balloting for the NHL All-Star Game with 825,783 votes. At 19 years, five months, Crosby is the youngest player voted to start the All-Star Game since fan balloting began in 1986. The youngest starter previously was the Penguins' Jaromir Jagr, elected to the Prince of Wales Conference lineup for the 1992 All-Star Game in Philadelphia (19 years, 11 months).
- February 10, 2007** – Jordan Staal becomes the youngest player (18 years, 153 days) to record a hat trick in NHL history. He breaks the record held by Jack Hamilton, who

was 18 years, 185 days old when he tallied four goals for Toronto against the NY Rangers on Dec. 4, 1943.

- February 14, 2007** – Evgeni Malkin scores a goal to give him at least one point in 13-straight home games, which breaks the Penguins rookie record established by Mario Lemieux in 1984-85. Malkin had 20 points (5G-15A) in that 13-game span. Malkin extends his franchise-record home point streak to 14 games (6G-15A) with a goal against the Capitals on January 24, the longest such streak by a rookie on any team in NHL history since Teemu Selanne had a pair of 13-game home point streaks for Winnipeg in 1992-93.
- March 2, 2007** – With a first-period goal against Carolina's Cam Ward, Sidney Crosby becomes the youngest player in NHL history to reach 200 career points at 19 years, 207 days. Wayne Gretzky is the only other player in NHL history to reach 200 career points while still a teenager (19 years, 347 days).
- March 4, 2007** – The Penguins complete a season sweep of the Flyers with a 4-3 shootout victory at Mellon Arena. It gave the Penguins wins in all eight of their games with Philadelphia in 2006-07. It is the first time Pittsburgh has beaten an opponent eight times in one season. Previously, the only teams Pittsburgh had swept in a season series of six or more games were Boston (6-0-0, 1993-94), Ottawa (6-0-0, 1995-96) and Carolina (6-0-0, 1997-98).
- March 6, 2007** – Jordan Staal tallies his seventh shorthanded goal of the year to set a NHL rookie record.
- March 13, 2007** – Governor Ed Rendell, Allegheny County Chief Executive Dan Onorato and Mayor Luke Ravenstahl joins Pittsburgh Penguins co-owners Mario Lemieux and Ron Burkle in announcing a deal for a new multi-purpose arena that will keep the Penguins in Pittsburgh for at least the next 30 years.
- April 7, 2007** – Sidney Crosby records two assists to wrap up the Art Ross Trophy with 120 points in 79 games. At 19 years, eight months, Crosby becomes the youngest player in NHL history to win the Art Ross Trophy. Crosby is the youngest scoring champion in any major professional sport. He is the only teenager to win the Art Ross Trophy in league history. The next-youngest was Wayne Gretzky, who won the title at 20 years and 3 months at the conclusion of the 1980-81 season.
- May 31, 2007** – Sidney Crosby is named Penguins captain. At 19 years, nine months (297 days) he becomes the youngest team captain in NHL history (since surpassed by Gabriel Landeskog, 19 years, 286 days).
- December 20, 2007** – Mario Lemieux, a Hockey Hall of Famer, was selected to join the International Ice Hockey Federation Hall of Fame in the player's category.
- December 23, 2007** – Penguins fans establish a franchise record with the 31st-straight regular-season sellout

at Mellon Arena. The Penguins previously recorded 30-straight regular-season sellouts between 1988 and 1989 – the final 28 games of the 1988-89 season and the first two of 1989-90.

January 1, 2008 – Sidney Crosby's shootout goal gives the Penguins a 2-1 win over Buffalo at the NHL Winter Classic in Orchard Park, NY at Ralph Wilson Stadium. It was the NHL's first regular-season outdoor game in the United States.

May 18, 2008 – With a 6-0 shutout, the Penguins win their first-ever playoff series against Philadelphia and advance to the Stanley Cup Final for only the third time in team history.

June 2, 2008 – In one of the most thrilling games in Penguins history, the team rallied from a 3-1 deficit to post a 4-3 win in triple overtime of Game 5 of the Stanley Cup Final. Max Talbot scored with 35 seconds left in regulation to knot the game at 3-3 and Petr Sykora scored the winner 9:57 into the third overtime. It was the fifth-longest game in Stanley Cup Final history. Marc-Andre Fleury stopped 55 of the 58 shots he faced in the contest.

June 4, 2008 – Detroit holds on for a 3-2 win over the Penguins in Game 6 of the Stanley Cup Final to capture the Stanley Cup in Pittsburgh.

October 2, 2008 – The Penguins play a preseason game in Helsinki, Finland, against Jokerit of the Finnish Elite League at Hartwall Arena. Pittsburgh won the game 4-1.

October 4, 2008 – The Penguins open the season with back-to-back games against the Ottawa Senators in Stockholm, Sweden, as part of the NHL's Bridgestone NHL Premiere. The Penguins win the first game with a 4-3 overtime victory.

October 18, 2008 – Sidney Crosby nets a milestone hat trick in Pittsburgh's 4-1 victory over the Toronto Maple Leafs. Crosby hits three career marks in the game with his 100th goal, 200th assist and 300th point. Evgeni Malkin notches his 200th career point on Crosby's 100th goal. That puck is cut in half for the two players to share.

December 15, 2008 – CONSOL Energy Inc. and the Pittsburgh Penguins announce a 21-year deal for the naming rights for the new Pittsburgh multi-purpose arena. CONSOL Energy Center becomes home to the Pittsburgh Penguins in the 2010-11 NHL season.

February 15, 2009 – The Penguins name Dan Bylsma interim head coach.

February 16, 2009 – Dan Bylsma makes his Penguins debut in a 3-2 shootout loss to the New York Islanders.

February 19, 2009 – Dan Bylsma wins his first NHL game as head coach, a 5-4 decision over Montreal.

March 8, 2009 – Pittsburgh's 4-3 shootout victory at Washington ends the best five-game road trip in club history. The Penguins were a perfect 5-0.

April 11, 2009 – Pittsburgh finishes the season with a 3-1 victory at Montreal. The Penguins went 18-3-4 for 40 points after Dan Bylsma was named interim head coach. Bylsma ties a record for the best 25-game start in NHL history for a coach hired during a season, joining Bep Guidolin (20-5-0, 40 points) with Boston in 1972-73. Bylsma's 40 points also tie him for second all-time for any coach's first 25 games, behind only Todd McLellan's 43 points (21-3-1; '08-09) in San Jose.

May 4, 2009 – Game 2 of the conference semifinals features dueling hat tricks between superstars. Both Sidney Crosby and Washington's Alex Ovechkin recorded their first career postseason hat tricks.

May 26, 2009 – The Penguins advance to their second straight Stanley Cup Final by eliminating the Hurricanes in a four-game sweep with a 4-1 Game 4 victory at Carolina.

June 12, 2009 – Max Talbot scores both Pittsburgh goals in a 2-1 Game 7 victory at Detroit to lift the Penguins to their third Stanley Cup championship in franchise history.

June 12, 2009 – Evgeni Malkin is named the Conn Smythe winner as postseason MVP, the third-youngest recipient of the award, after posting 36 postseason points [14G-22A].

June 12, 2009 – Evgeni Malkin becomes the fifth player in NHL history since expansion to win the regular-season and postseason scoring title, and first since Mario Lemieux (1992).

June 12, 2009 – Sidney Crosby becomes the youngest captain in NHL history to lead his team to a Stanley Cup championship.

June 15, 2009 – Nearly 400,000 fans pack the streets of downtown Pittsburgh for the Penguins' Stanley Cup victory parade.

September 10, 2009 – The Penguins visit President Barack Obama at the White House.

October 2, 2009 – The Penguins raise their 2009 Stanley Cup championship banner as part of a spectacular pregame ceremony in their final home opener at Mellon Arena. Pittsburgh then bested the New York Rangers, 3-2.

November 19, 2009 – Captain Sidney Crosby becomes one of 12,000 Canadians to carry the Vancouver 2010 Olympic Torch when he marches with the torch for three miles through downtown Halifax in his native province of Nova Scotia, Canada.

February 16, 2010 – The Penguins send five Olympians to the 2010 Winter Games in Vancouver: Brooks Orpik [United States]; Sidney Crosby and Marc-Andre Fleury [Canada]; Evgeni Malkin and Sergei Gonchar [Russia].

April 8, 2010 – The Penguins defeat the New York Islanders, 7-3, in the final regular-season contest at Mellon Arena. Prior to the game the Penguins hold a ceremony honoring

- more than 50 alumni, including Hall of Famers Mario Lemieux, Paul Coffey, Bryan Trottier, Craig Patrick and Larry Murphy.
- April 8, 2010** – Sidney Crosby becomes the third-youngest player (22 years, 244 days) in NHL history to reach 500 points with an assist.
- April 8, 2010** – Bill Guerin scores the final goal in regular-season history at Mellon Arena when he tallies 1:46 into the third period. Pascal Dupuis and Sidney Crosby pick up the assists.
- April 11, 2010** – Sidney Crosby scores his 50th and 51st goals of the season to win his first-ever Rocket Richard Trophy as the NHL goal-scoring leader. Crosby is the second Penguin (Mario Lemieux) to lead the league in goals, and eighth Penguin to score 50 goals in a season.
- May 12, 2010** – Despite goals from Chris Kunitz and Jordan Staal, the Penguins fall to the Montreal Canadiens, 5-2, in Game 7 of the Eastern Conference semifinals in what proves to be the final game in the history of Mellon Arena. Staal scores the Penguins' final goal at the "Igloo" with 3:30 minutes to play in the second period. Montreal's Brian Gionta tallies the final goal at the 10-minute mark of the third period.
- July 27, 2010** – Hall of Fame owner Mario Lemieux and captain Sidney Crosby become the first people to skate on the ice at CONSOL Energy Center.
- August 2, 2010** – The Penguins officially take operating control of CONSOL Energy Center.
- August 18, 2010** – Sir Paul McCartney officially opens CONSOL Energy Center by performing his "Up and Coming 2010 Tour" as part of the arena's Grand Opening Concert.
- September 18, 2010** – The Penguins hold their first official practice at CONSOL Energy Center when the team takes the ice for the first day of training camp.
- September 22, 2010** – The Penguins defeat Detroit, 5-1, in the first-ever (preseason) hockey game at CONSOL Energy Center.
- October 7, 2010** – The Penguins officially open CONSOL Energy Center as players and coaches enter the arena through a red-carpet ceremony. Hall of Fame owner Mario Lemieux concludes a riveting pregame ceremony by pouring water from the Mellon Arena ice onto the new surface at center ice.
- October 7, 2010** – The Penguins fall, 3-2, to Philadelphia in the first-ever regular-season game at CONSOL Energy Center.
- October 15, 2010** – Alex Goligoski's overtime game-winning goal secures a 3-2 defeat of the NY Islanders and the Penguins' first-ever win at CONSOL Energy Center.
- November 17, 2010** – The Penguins' consecutive sellout streak tops the three-million fan mark (3,018,894).
- December 15, 2010** – Episode One of HBO Sports' "24/7 Penguins-Capitals: Road to the NHL Winter Classic" - a four-part reality TV series - debuts.
- January 1, 2011** – The Penguins play host to the Washington Capitals at Heinz Field in the fourth NHL Winter Classic. Washington wins the game, 3-1.
- March 12, 2011** – The Penguins celebrate their 200th consecutive sellout (including playoffs) against Montreal.
- June 22, 2011** – Dan Bylsma becomes the first head coach in franchise history to win the Jack Adams Award as the NHL's "most outstanding coach."
- November 21, 2011** – Sidney Crosby tallies two goals and two assists in his return from a 61-game absence due to a concussion in a 5-0 defeat of the New York Islanders at CONSOL Energy Center.
- January 13, 2012** – Dan Bylsma becomes the second-winningest coach in franchise history with his 136th career victory in a 4-1 win at Florida.
- April 7, 2012** – Evgeni Malkin captures his second Art Ross Trophy as NHL scoring champion with his 50th goal and 109th point in a 4-2 win vs. Philadelphia.
- June 20, 2012** – Evgeni Malkin becomes just the ninth player in NHL history to win the Art Ross Trophy (NHL scoring leader), Hart Memorial Trophy (NHL MVP) and Ted Lindsay Award (NHLPA 'most outstanding player') in the same season at the NHL Awards Show in Las Vegas.
- June 22-23, 2012** – The Penguins host the 2012 NHL Draft at CONSOL Energy Center - the second time in team history the franchise hosted the draft. On June 22, the Penguins traded Jordan Staal to the Carolina Hurricanes for Brandon Sutter, Brian Dumoulin and the No. 8-overall selection - which they used to select defenseman Derrick Pouliot. With their other first-round pick the Penguins chose defenseman Olli Maatta.
- July 1, 2012** – Captain Sidney Crosby signs a 12-year contract extension to keep him with the franchise through the 2024-25 season.
- January 19, 2013** – Marc-Andre Fleury notches his 227th career regular-season win in a 3-1 victory against the Philadelphia Flyers, establishing a franchise record.
- March 26-April 2, 2013** – The Penguins record three straight shutouts for the first time in franchise history between March 26-30. Tomas Vokoun and Marc-Andre Fleury combine to post the longest shutout sequence (218:48) in team history between March 24-April 2.
- March 30, 2013** – The Penguins win 15 consecutive games between March 2-30, establishing the second-longest longest (tied) winning streak in NHL history. Pittsburgh becomes the first team in NHL history to post a perfect record (15-0) over a full calendar month (min: 10 games).
- April 2, 2013** – Brooks Orpik appears in his 622nd career game against the Buffalo Sabres - most among defensemen in franchise history.
- June 13, 2013** – Evgeni Malkin agrees to terms on an eight-year contract extension to keep him with the franchise through the 2021-22 season.

June 14-15, 2013 – Sidney Crosby wins the Ted Lindsay Award (NHLPA most outstanding player) and Ray Shero is voted NHL General Manager of the Year.

June 28-29, 2013 – Dan Bylsma is named head coach of the 2014 United States Olympic hockey team. Ray Shero is named the team's associate general manager.

July 2, 2013 – Kris Letang agrees to terms on an eight-year contract extension to keep him with the franchise through the 2021-22 season.

November 27, 2013 – The Penguins celebrate their 300th consecutive sellout with a 6-5 shootout win against the Toronto Maple Leafs at CONSOL Energy Center.

January 7, 2014 – Head coach Dan Bylsma becomes the winningest coach in franchise history when he collects his 233rd career win during Pittsburgh's 5-4 shootout win at Vancouver.

February 22-23, 2014 – Sidney Crosby and Chris Kunitz capture gold medals with Team Canada at the 2014 Winter Olympic Games in Sochi. Jussi Jokinen and Olli Maatta earn bronze medals with Finland.

April 13, 2014 – Sidney Crosby wins his second career Art Ross Trophy after collecting a league-high 104 points. He went on to win the Hart Memorial Trophy as league MVP and the Ted Lindsay Award as the NHL's most outstanding player as voted by his peers.

May 4-5, 2014 – Marc-Andre Fleury becomes the first goaltender in franchise history to record back-to-back playoff shutouts in Games 2 and 3 against the NY Rangers in the Second Round. Prior to this, the Penguins had never posted consecutive playoff shutouts as a team.

June 6, 2014 – Jim Rutherford is named Penguins executive vice president and general manager.

June 25, 2014 – Mike Johnston is named head coach of the Penguins.

November 24, 2014 – Marc-Andre Fleury becomes the third-youngest (29 years, 361 days) and third-fastest (547 games) goalie to win 300 games as the Penguins defeat the Boston Bruins, 3-2 in overtime, at TD Garden.

November 26, 2014 – Sidney Crosby becomes the sixth-fastest player (571 games) in NHL history to record 800 points with an assist against the Toronto Maple Leafs at CONSOL Energy Center.

December 6, 2014 – Craig Adams appears in his 314th consecutive game in Pittsburgh's 3-2 win against Ottawa, surpassing Ron Schock to establish the longest consecutive games played streak in team history (streak ends at 319 games).

March 12, 2015 – Evgeni Malkin collected his 700th career NHL point with an assist against the Edmonton Oilers at CONSOL Energy Center.

March 24, 2015 – Hall of Fame broadcaster Mike Lange is honored by the Penguins prior to a game against the St. Louis Blues, celebrating his 40th year as the 'Voice of the Penguins'.

July 1, 2015 – The Penguins acquire Phil Kessel, Tyler Biggs, Tim Erixon and a 2016 conditional second-round draft pick from the Toronto Maple Leafs in exchange for Nick Spaling, Kasperii Kapanen, Scott Harrington, a 2016 third-round draft pick and a 2016 conditional first-round draft pick.

August 14, 2015 – The Penguins and UPMC officially open the UPMC Lemieux Complex in Cranberry, Pa. The state-of-the-art venue serves as a practice rink for the Penguins, as a medical and rehabilitation facility and a home to the Penguins Elite travel hockey program.

September 29, 2015 – The Penguins defeat the Tampa Bay Lightning, 4-2, in the first-ever Kraft Hockeyville USA exhibition game at the War Memorial Arena in Johnstown, Pa. Fans across the country chose Johnstown during a nationwide vote. War Memorial Arena was given \$150,000 for arena upgrades as a result from winning.

December 12, 2015 – Mike Sullivan is named head coach of the Penguins.

April 7, 2016 – The Penguins establish a franchise-record eight-game road winning streak thanks to a 4-3 overtime win in Washington on a Sidney Crosby goal.

May 4, 2016 – Patric Hornqvist scores 2:34 into overtime to give the Penguins a 3-2 win in Game 4 against the Washington Capitals, the first-ever playoff overtime win at CONSOL Energy Center.

June 12, 2016 – Kris Letang's second-period goal gives the Penguins the lead for good in a 3-1 victory in Game 6 against the San Jose Sharks, helping Pittsburgh win the franchise's fourth Stanley Cup championship at the SAP Center at San Jose.

June 12, 2016 – Sidney Crosby wins the Conn Smythe Trophy as the MVP of the 2016 Stanley Cup playoffs. Goalie Matt Murray earns his 15th win of the playoffs, equaling the NHL playoff record for wins by a rookie goaltender.

June 15, 2016 – The City of Pittsburgh celebrates the Penguins' Stanley Cup victory by hosting a parade through downtown. Over 400,000 fans came out to support the team.

June 22, 2016 – Jim Rutherford is crowned the NHL General Manager of the Year at the annual NHL Awards Show in Las Vegas. Ten days earlier, Rutherford became the first GM in the post-1967 NHL Expansion Era to lead two different franchises to Stanley Cup championships [Carolina, 2006].

September 14, 2016 – The Penguins and CONSOL Energy Center host a World Cup exhibition doubleheader between the Czech Republic and North America during the afternoon, and Canada versus Russia at night.

September 29, 2016 – Sidney Crosby captains Canada to a victory in the World Cup of Hockey. Crosby wins tournament MVP after leading the tournament in goals (7), points (10) and plus-minus (+8).

October 4, 2016 – PPG Paints signs a 20-year partnership for the naming rights to the Penguins' home facility, which will be called PPG Paints Arena.

October 6, 2016 – President Barack Obama welcomes the Penguins to the White House to celebrate the club's 2015-16 Stanley Cup championship. The Penguins became the first team (2009) and last team to visit the White House during Obama's tenure.

October 13, 2016 – The Penguins raise their 2015-16 Stanley Cup championship banner before defeating the Washington Capitals, 3-2, in a shootout.

December 26, 2016 – Head coach Mike Sullivan signs a three-year contract extension that runs through the 2019-20 campaign.

January 27, 2017 – Mario Lemieux, Sidney Crosby, Jaromir Jagr, Paul Coffey, Ron Francis, Bryan Trottier and Luc Robitaille are selected as seven of the NHL's 100 Greatest Players as part of the league's Centennial Celebration at the 2017 NHL All-Star Game in Los Angeles. Those seven join the previously-announced Andy Bathgate and Tim Horton as Penguins players selected to the prestigious group.

February 16, 2017 – Sidney Crosby becomes the 86th player in NHL history to reach 1,000 career points when he set up a Chris Kunitz goal 6:28 minutes into a game against Winnipeg at PPG Paints Arena. Crosby accomplished the feat in 757 games, making him the fastest active player, and 12th-fastest all-time, to hit that milestone. To cap the evening, Crosby scored the OT game-winning goal, setting a team record with his 23rd overtime point, in a 4-3 Penguins victory.

February 25, 2017 – Sidney Crosby opens the scoring, and rookie Jake Guentzel adds a pair of assists, as the Penguins defeat the Philadelphia Flyers, 4-2, in a Stadium Series matchup at Heinz Field. The outdoor game attracted 67,318 patrons on a chilly evening. Heinz Field became the first repeat host of an outdoor contest.

April 20, 2017 – Marc-Andre Fleury stops 49 of the 51 shots he faces in a 5-2 series-clinching defeat of the Columbus Blue Jackets in the First Round. The victory was the 57th of Fleury's playoff career, establishing a Penguins team record.

May 8, 2017 – Sidney Crosby sets a club playoff record by picking up his 97th career assist when he set up a Jake Guentzel tally against the Washington Capitals at PPG Paints Arena.

May 10, 2017 – Goals by Bryan Rust and Patric Hornqvist were more than enough offense in a 2-0 victory in Game 7 of the Second Round against the Washington Capitals at the Verizon Center. The Pens improve to 6-0 all-time in Game 7s on the road.

May 25, 2017 – Chris Kunitz scores 5:09 minutes into the second overtime to seal a 3-2 win for the Penguins in Game 7 of the Eastern Conference Final against the Ottawa Senators at PPG Paints Arena, sending the

Penguins to the Stanley Cup Final. Kunitz joins Darius Kasparaitis as the only players in team history to score an overtime goal in Game 7.

June 8, 2017 – Jake Guentzel's assist on Conor Sheary's goal was Guentzel's 21st point of the 2017 playoffs, equaling the NHL rookie record originally set by Dino Ciccarelli and matched by Ville Leino.

June 11, 2017 – The Penguins defeat the Nashville Predators, 2-0, in Game 6 of the Stanley Cup Final to become the first team since the 1997-98 Detroit Red Wings to win back-to-back Stanley Cup championships. Pittsburgh's fifth Cup victory ties the Edmonton Oilers for the most wins by a non-Original Six franchise. Patric Hornqvist scores the Cup-clinching goal with just 1:35 remaining in the third period.

June 11, 2017 – Sidney Crosby captures the Conn Smythe Trophy as the MVP of the playoffs for a second-straight season. He joins Mario Lemieux (1991-92) and Bernie Parent (1974-75) as the only players in NHL history to win the award in consecutive seasons.

June 11, 2017 – Sidney Crosby, Evgeni Malkin, Kris Letang, Marc-Andre Fleury and Chris Kunitz win their third Stanley Cup together, making them the only players in team history to win three championships as players with the Pens.


June 14, 2017 – An estimated 650,000 fans jam Grant Street, the Boulevard of the Allies and Point State Park to celebrate the Penguins' fifth Stanley Cup championship parade.

June 21, 2017 – Sidney Crosby collects the Maurice "Rocket" Richard Trophy for the second time in his career after leading the NHL with 44 goals in 2016-17.

UNIFORM HISTORY



Ken Schinkel (1970)



Syl Apps (1974)



Randy Carlyle (1983)

The Penguins have experienced plenty of changes in their history and their uniforms are no exception.

When the Penguins made their NHL debut at home on October 11, 1967, the team wore the colors light blue, dark blue and white. Both the home (light blue) and road (white) uniforms simply had the word "PITTSBURGH" written diagonally down the front of the sweater with five white stripes with six thin navy blue stripes around the sleeves and bottom (home) and five dark blue stripes with six thin, white stripes around the sleeves and bottom (road). The logo, although not on the sweater, featured a hockey-playing penguin in a scarf over an inverted triangle, symbolizing the golden triangle of downtown Pittsburgh. The penguin and triangle were set inside a circle bearing the team name.

The following season (1968-69), the uniforms were changed so that the logo appeared on the game sweaters. The logo remained essentially the same, although the penguin was no longer wearing a scarf. The home (light blue) uniforms had a wide band of white trimmed in dark blue around each sleeve and the bottom, while the road (white) sweaters had bands of light blue trimmed in dark blue. The home (light blue) sweaters had white shoulder yokes and the road (white) sweaters had light blue shoulder yokes.

In the 1970-71 season the Penguins began wearing white at home and light blue on the road. The Penguins became one of the first teams in NHL history to wear nameplates featuring a player's last name above the number on the back of the jersey. The nameplates were only added to the home (white) jerseys in 1970-71.

The uniforms themselves were essentially unchanged from 1968-69 to 1971-72, until the circle around the logo was removed, leaving only a penguin and a triangle, midway through the 1971-72 season.

Beginning in 1972-73, the Penguins replaced the light blue with a bolder, royal blue color. During the Penguins' first seven years in the league, both home and road jerseys featured a lace-up collar at the base of the neck. The lace-up collars were also a thing of the past moving into the 1974-75 season.

Chevrons were used as the sleeves stripes for the 1974-75 season. Shaped in the form of an inverted V, the sleeve stripes were royal blue and white with navy blue cuffs on the home (white) jerseys. The road (royal blue) jerseys had white and navy blue sleeve stripes with white cuffs forming the chevrons. The waist striping also changed to match the chevrons with royal blue, white and navy blue moving down the home (white) uniforms and white, navy blue and white moving down the road (royal blue) uniforms.

The chevrons road (royal blue) uniform was done to the hem striping. From top to bottom, the hem striping was white, royal blue and navy blue. The home (white) uniforms reverted back to the 1972-73 and 1973-74 designs, but did not have the lace-up collar from those prior seasons. The collar was now a solid navy blue color.

For the 1977-78 season the uniforms were tri-colored with the Penguins doing away with the royal blue and bringing back the light blue the team wore in its first five seasons in the NHL. The home (white) uniforms featured navy blue sleeves with white and navy blue striping capped by light blue cuffs. The road (navy blue) uniforms featured white sleeves with light blue and white striping capped by navy blue cuffs. The front hem striping was light blue, white, navy blue and light blue on both the home (white) and road (navy blue) uniforms.

On Jan. 30, 1980 the Penguins wore black and gold for the first time. With the Steelers winning the Super Bowl and the Pirates capturing the World Series title in the same year, the Penguins hoped to gain fan support with aligning their colors with the other teams in the "City of Champions." Boston protested the color change to the NHL, arguing that black and gold had always been exclusively associated with the Bruins. However, the Penguins prevailed by virtue of a precedent set by the Pittsburgh Pirates hockey club of the late 1920s, which sported the colors.

The Penguins' new uniforms were the same design as the previous ones, with black replacing dark blue and gold replacing light blue. A third sleeve stripe was also added to both the home and road jerseys. The player numbers that were formerly on the sleeves were moved to the top of each shoulder. From 1980-81 through the 1984-85 season, the team alternated wearing gold sweaters with white at home, which also featured the tri-color sleeve striping.

On March 15, 1983, Baz Bastien, the Penguins general manager at the time, died tragically in a car accident as he returned home from a dinner honoring him. For the remainder of the 1982-83 season the Penguins added a black armband on the left sleeve of their home (white) jerseys.

For the 1988-89 season, the player numbers were moved from the shoulders to the sleeves as

they were prior to the Penguins adopting the black and gold color scheme.

The NHL All-Star Game made its first appearance in Pittsburgh on January 21, 1990. The Penguins wore a 41st NHL All-Star patch on the left shoulder of their jerseys in 1989-90 and the beginning of 1990-91. During the same time frame, the NHL shield logo appeared on the back right hem of every jersey worn in the NHL.

Advancing to the Stanley Cup Final for the first time in team history, the Penguins honored this achievement by wearing the 1991 Stanley Cup Final patch on their home and road jerseys during every game of the 1991 Stanley Cup Final vs. Minnesota.

The 1991-92 season marked the NHL's 75th anniversary. The Penguins added the NHL 75th Anniversary logo to the right chest of their jerseys that season. In addition, the Penguins were also celebrating their 25th anniversary after joining the league in 1967-68. The Penguins added their own anniversary patch to the right shoulder of the jerseys.

Head coach "Badger" Bob Johnson passed away on November 26, 1991. The following night, the Penguins honored the memory of Johnson with a candlelight ceremony and placed a "Badger" memorial patch on the left shoulder of their jerseys.

After reaching the Stanley Cup Final for the second consecutive season, the Penguins proudly donned their second Stanley Cup Final patch in as many years. This time, the Final patch was sewn onto a piece of white (home) or black (road) material and then the material swatch was sewn over the NHL 75th Anniversary patch on the right chest of the jersey.

The black and gold uniforms remained virtually unchanged until 1992-93, when the triangle and penguin logo was modernized. The home (white) sweaters featured the new logo on the front and gold shoulder inserts. The road (black) sweaters had the city's name diagonally down the front, much like the original team uniforms, with the new logo on each shoulder. Also in 1992-93, the Stanley Cup turned 100 years old and was honored by each team by having a commemorative patch added to their jerseys during the season. The Penguins wore the patch on the right chest of their home (white) jerseys and did not wear the patch on their road (black) jerseys due to the lack of an appropriate place to put the patch with the new "PITTSBURGH" diagonal jerseys with the new logos on each shoulder.

During the 1995-96 season, the Penguins were one of five NHL teams to introduce a third jersey. The Penguins' new uniform, which made its debut on Jan. 27, 1996 vs. the Philadelphia Flyers, featured a black background with a new, modernized midsection, shoulder and sleeve design that included innovative striping and a blend of team colors. The alternate uniform replaced the "PITTSBURGH" road jersey as the team's away uniform for 1997-98 season.

In 1999-00, the NHL commemorated the league's advance into the new millennium with an NHL2000 patch that was placed on the right chest of each team's jerseys in team colors. The Penguins' NHL2000 patch was black with silver lettering.

Traveling to Japan for the first two games of the 2000-01 season to face the Nashville Predators, the Penguins wore a commemorative GameOne/Japan patch on the right chest of their home (white) and black (road) jerseys.

On Oct. 28, 2000 the Penguins hosted the New Jersey Devils and introduced a new third jersey. The black sweater featured the popular "skating penguin" logo, which the team wore during its 1991 and 1992 Stanley Cup championship seasons, and the newest color addition, Vegas gold. This black jersey served as the Penguins' third jersey for the 2000-01 and 2001-02 seasons.

In 2002-03, the Penguins introduced a white counterpart to the black "skating penguin" and Vegas gold colored jerseys. These "skating penguin" uniforms served as the Penguins home and road jerseys from 2002-03 to 2006-07.

On Jan. 22, 2007 during the NHL All-Star break, the NHL and Reebok unveiled the new Rbk EDGE Uniform System. The Penguins' jerseys now feature thicker Vegas gold side sections, while the black and white body portions of the jersey go all the way to the bottom hem. The cuffs and underarms are black on the white-based jerseys and are white on the black-based uniforms. Additional Vegas gold inserts appear on the sleeves just below the numbers. The NHL shield also has moved from the back right hem to the base of the front neckline.


The Penguins wore retro jerseys when they battled the Sabres at the NHL Winter Classic on Jan. 1, 2008 at Ralph Wilson Stadium. The Penguins wore powder blue jerseys patterned after the 1968-69 uniforms. The jersey featured the Penguins logo inside a circle. There was a wide band of white trimmed in dark blue around each sleeve and the bottom with white shoulder yokes. The jersey became the club's official alternate third jersey.

In 2010-11 the Penguins opened the brand-new CONSOL Energy Center. To commemorate the event, the team wore a special patch at all home games featuring the team logo and outline of the new arena's spine.

The Penguins released a new Winter Classic uniform for their showdown with the Washington Capitals Jan. 1, 2011 at Heinz Field. Predominantly navy blue with light blue striped accents on the



Paul Coffey (1988)



Mario Lemieux (1992)



Ron Francis (1993)



Tom Barrasso (1999)



Alexei Kovalev (2002)



Jordan Staal (2006)



Evgeni Malkin (2007)

elbows and bottom, the jersey served as another alternate uniform for the season. The jerseys featured the team's inaugural skating penguin logo (which hadn't previously been worn on the jersey) on the crest and lace-up collar at the base of the neck.

For their third outdoor game on March 1, 2014 against the Chicago Blackhawks at Soldier Field as part of the NHL's Stadium Series, the Penguins wore a unique uniform that utilized secondary colors within the team's existing color palates.

It featured a chrome-treated Penguins logo design inspired from the chrome details of the NHL shield, a dynamic and modern look to conventional team identity. Numbering on the back of the jerseys was enlarged and sleeve numbers were angled to improve visibility in outdoor venues.

The Penguins went back to the future during the 2014-15 season, unveiling 'Pittsburgh Gold' third jerseys reminiscent of the sweaters the Penguins wore during their back-to-back Stanley Cup championship seasons of 1991 and '92.

At the outset of the team's 50th season in 2016-17, the Penguins announced that they would be returning full-time to a 'Pittsburgh Gold' color scheme, eliminating Vegas gold. The third jersey from the '14-15 and '15-16 seasons became the full-time home jersey, with an accompanying white version added for road contests.

The Penguins wore full "Pittsburgh gold" for their Stadium Series Game against the Philadelphia Flyers on February 25, 2017. The jersey featured the skating Penguin sans the traditional triangle behind it. In addition to a Stadium Series patch, the Pens also wore a "City of Champions" heritage patch on the left sleeve.



Sidney Crosby (2008)



Marc-Andre Fleury (2008)



Evgeni Malkin (2011)



Chris Kunitz (2014)



Marc-Andre Fleury (2014)



Jake Guentzel (2017)

UNIFORM NUMBERS

- 1** Hank Bassen, Joe Daley, Paul Hoganson, Cam Newton, Roy Edwards, Jim Rutherford, Bob Johnson, Gordon Laxton, Denis Herron, Rob Holland, Paul Harrison, Steve Guenette, Pat Riggin, Wendell Young, Rob Dopson, Peter Skudra, Johan Hedberg, John Curry, Brent Johnson, Thomas Greiss, Mike Condon
- 2** Leo Boivin, Duane Rupp, Bob Paradise, Ed Van Impe, Tom Edur, Tom Bladon, Pat Price, Gilles Lupien, Brian Lundberg, Phil Bourque, Greg Fox, Joe McDonnell, Todd Charlesworth, Chris Dahlquist, Jim Paek, Chris Tamer, Josef Melichar, Hal Gill, Nate Guenin, Matt Niskanen, Adam Clendening, **Chad Ruhwedel**
- 3** Al MacNeil, John Arbour, Bob Woytowich, Tim Horton, Jack Lynch, Ron Stackhouse, Bennett Wolf, Norm Schmidt, Doug Bodger, Jim Kyte, Jim Paek, Grant Jennings, Sergei Zubov, Stefan Bergkvist, Dan Trebil, Marc Bergevin, Jamie Pushor, Steve Poapst, Mark Eaton, Alex Goligoski, Douglas Murray, **Olli Maatta**
- 4** Noel Price, Bob Blackburn, Dave Burrows, Dale Tallon, Paul Baxter, Marty McSorley, Phil Bourque, Greg Fox, Chris Dahlquist, Dwight Schofield, Larry Murphy, Gord Dineen, Greg Andrusak, Greg Hawgood, Corey Foster, Kevin Hatcher, Jeff Norton, Bobby Dollas, Jamie Pushor, Mike Wilson, Dan Focht, Cory Cross, Noah Welch, Jordan Leopold, Zbynek Michalek, Mark Eaton, Rob Scuderi, **Justin Schultz**
- 5** Dick Mattiussi, Ted Lanyon, Bryan Watson, Ab DeMarco, Barry Wilkins, Steve Lyon, Mario Faubert, Lex Hudson, Ron Meighan, Bryan Maxwell, Mike Rowe, Ville Siren, Gord Dineen, Ulf Samuelsson, Brad Werenka, Janne Laukkanen, Patrick Boileau, Rob Scuderi, Darryl Sydor, Deryk Engelland, David Warsofsky
- 6** Dunc McCallum, Tracy Pratt, Sheldon Kannegiesser, Ron Jones, Colin Campbell, Tom Price, Kim Clackson, Bennett Wolf, Errol Thompson, Greg Hotham, Jim Johnson, Todd Charlesworth, Scott Young, Jeff Chychrun, Peter Ahola, Mike Ramsey, Drake Berehowsky, Neil Wilkinson, Bob Boughner, Mike Wilson, Rick Berry, Richard Lintner, Nolan Baumgartner, Martin Strbak, Ryan Whitney, Joel Kwiatkowski, Ben Lovejoy, Scott Harrington, Trevor Daley
- 7** Art Stratton, Lou Angotti, Bryan Hextall, Steve Durbano, Russ Anderson, Rick MacLeish, Ian Turnbull, Rod Buskas, Joe Mullen, Andrew Ference, Kelly Buchberger, Matt Hussey, Michel Ouellet, Mark Eaton, Paul Martin, Matt Cullen
- 8** Val Fonteyne, Jim Wiley, Rick Kehoe, Hartland Monahan, Dave Schultz, Mike Meeker, Bob Stewart, Dave Burrows, Randy Boyd, Tom O'Regan, Petteri Lehto, Terry Ruskowski, Perry Ganchar, Bryan Smolinski, Kevin Miller, Garry Valk, Bobby Dollas, Hans Jonsson, Matt Bradley, Mark Recchi, Andrew Hutchinson, **Brian Dumoulin**
- 9** Andy Bathgate, Charlie Burns, Billy Hicke, Al McDonough, Chuck Arnason, Simon Nolet, Blair Chapman, Mark Johnson, Stan Jonathan, Rich Sutter, Ron Flockhart, John Chabot, Wilf Paie-ment, Andrew McBain, Tony Tanti, Ron Francis, Len Barrie, Dan Quinn, Greg Johnson, German Titov, Rene Corbet, Jeff Toms, Rico Fata, Andy Hilbert, Pascal Dupuis
- 10** Earl Ingarfield, George Swarbrick, Keith McCreary, Robin Burns, Ted Snell, Pierre Larouche, Peter Lee, Gary Rissling, Bob Errey, Wayne Babych, Ron Duguay, Dan Quinn, Barry Pederson, Ron Francis, Ville Nieminen, John LeClair, Gary Roberts, Mark Let-estu, Tanner Glass, Brenden Morrow, Christian Ehrhoff
- 11** Gene Ubriaco, Tracy Pratt, Nick Harbaruk, Bernie Lukowich, Vic Hadfield, John Flesch, Tom Cassidy, George Ferguson, Anders Hakansson, Rocky Saganiuk, Tim Tookey, Troy Loney, Dwight Mathiasen, Lee Giffin, Alain Lemieux, Warren Young, John Cul-len, Alek Stojanov, Shawn Antoski, Darius Kasparaitis, Alexandre Daigle, Lasse Pirjeta, Guillaume Lefebvre, Jordan Staal, Kevin Porter
- 12** Ken Schinkel, Blaine Stoughton, Kelly Pratt, Greg Malone, Mitch Lamoureux, Dean DeFazio, Tom O'Regan, Tom Roulston, Bob Errey, Larry Depalma, Troy Murray, Chris Wells, Sean Pronger, Martin Sonnenberg, Billy Tibbetts, Michal Sivek, Ryan Malone, Chris Bourque, Brett Sterling, Richard Park, Jarome Iginla, Chuck Kobasew, Ben Lovejoy
- 13** Jim Hamilton, Charlie Simmer, Alex Goligoski, Bill Guerin, Nick Spaling, Nick Bonino
- 14** Billy Dea, Rick Kessell, Ron Snell, Lowell MacDonald, Rene Robert, Wayne Bianchin, Nick Libett, Doug Shedden, Dan Quinn, Chris Kontos, Bryan Erickson, Jock Callander, Gordie Roberts, Dave Tippett, Markus Naslund, Ladislav Karabin, Mike Hudson, Brad Lauer, Stu Barnes, Pat Falloon, Milan Kraft, Shane Endicott, Chris Minard, Chris Kunitz
- 15** Bob Dillabough, Billy Harris, George Swarbrick, Steve Cardwell, Lowell MacDonald, Yvon Labre, Brian McKenzie, Rick Kessell, Bob McManama, Stan Gilbertson, Pat Boutette, Gary Rissling, Randy Cunneyworth, Dave Capuano, Doug Smith, Randy Gilhen, Shawn McEachern, Dmitri Mironov, Josef Beranek, Robert Dome, Roman Simicek, Wayne Primeau, Brian Holzinger, Niklas Nordgren, Michael Zigomanis, Dustin Jeffrey, Tanner Glass
- 16** Wayne Hicks, Ron Snell, Glen Sather, Sheldon Kannegiesser, Ron Lalonde, Lew Morrison, Derek Sanderson, Kim Davis, Mike Meeker, Gary McAdam, Bennett Wolf, Marc Chorney, Bryan Max-well, Mark Taylor, Jim McGeough, Kevin LaVallee, Charlie Simmer, Steve Gotaas, Jay Caufield, Mike Hudson, Joe Dziedzic, Eddie Olczyk, Jeff Serowik, Dennis Bonvie, Kris Beech, Erik Christensen, Paul Bissonnette, Chris Conner, Cal O'Reilly, Brandon Sutter, Eric Fehr

- 17** Billy Speer, Bill LeCaine, Ron Schock, Rick Kehoe, Lee Giffin, Brad Aitken, Tomas Sandstrom, Peter Ferraro, Brian Bonin, Tom Chorske, Toby Petersen, Matt Murley, Karl Stewart, Petr Sykora, Mike Rupp, Zach Boychuk, Dustin Jeffrey, Taylor Pyatt, Blake Comeau, **Bryan Rust**
- 18** George Konik, Wally Boyer, Lowell MacDonald, Ross Lonsberry, Kevin McClelland, Tom Roulston, Craig Simpson, Jimmy Mann, Mark Recchi, Richard Zemplak, Jeff Daniels, Ken Priestley, Francois Leroux, Garry Valk, Patrick Lebeau, Ryan Savoia, Josef Beranek, Shean Donovan, Steve Webb, Eric Boguniecki, Dominic Moore, Adam Hall, Marian Hossa, Chris Conner, James Neal
- 19** Bob Rivard, Jean Pronovost, Dale Tallon, Greg Sheppard, Rick MacLeish, Grant Sasser, Arto Javanainen, Willy Lindstrom, Dave McLlwain, Randy Gilhen, Bryan Trottier, Vladimir Vujtek, Rico Fata, Ramzi Abid, Ryan Whitney, Mike Comrie, Jason Williams, Beau Bennett
- 20** Ab McDonald, Bob Woytowich, Dean Prentice, Robin Burns, John Stewart, Steve Cardwell, Yvon Labre, Jacques Cossette, Yves Bergeron, Pete Mahovlich, Paul Marshall, Gregg Sheppard, Paul Gardner, Gary Rissling, Moe Mantha, Dave Hunter, Dave Hannan, Perry Ganchar, Jamie Leach, Jeff Daniels, Luc Robitaille, Bryan Smolinski, Stu Barnes, Greg Johnson, Roman Oksiuta, Robert Lang, Mathias Johansson, Mike Eastwood, Colby Armstrong, Janne Pesonen, Rob Klinkhammer, **Frank Corrado**
- 21** Keith McCreary, Michel Briere
- 22** Paul Andrea, Greg Polis, Bob Kelly, Brian Spencer, Kim Davis, Mike Bullard, Neil Belland, Dwight Mathiasen, Jim McGeough, Chris Joseph, Wayne Van Dorp, Steve Dykstra, Paul Stanton, Rick Tocchet, Norm Maciver, Jason Woolley, Sven Butenschon, Dan LaCouture, Randy Robitaille, Matt Murley, Ric Jackman, Chris Thorburn, Jeff Taffe, Tim Wallace, Matt D'Agostini, Lee Stempniak, Kael Mouillierat
- 23** Bill Speer, Mel Pearson, Bob Woytowich, Ted Lanyon, Jean Guy Lagace, Doug Barrie, Rick Kessel, John Stewart, Bob Leiter, Eddie Shack, Larry Bignell, Nelson Debenedet, Ed Gilbert, Jim Hamilton, Rod Schutt, Gary Rissling, Doug Lecuyer, Rich Sutter, Andy Brickley, Wally Weir, Randy Hillier, Kjell Samuelsson, Paul Stanton, Chris Joseph, Domenic Pittis, Fredrik Olausson, Victor Ignatjev, Steve Leach, John Jakopin, Dan Trebil, Steve McKenna, Shane Endicott, Eric Boguniecki, Alexei Ponikarovsky, Ryan Craig, Trevor Smith, Chris Conner, Steve Downie, **Scott Wilson**
- 24** Gary Swain, Rod Zaine, Tim Horton, Eddie Schack, Jean Guy Lagace, Larry Bignell (playoffs only), Mario Faubert, Don Awrey, Bob Paradise, Pat Hughes, Marc Chorney, Pat Graham, Rob Garner, Ted Bulley, Kevin McCarthy, Roger Belanger, Dwight Mathiasen, Troy Loney, Doug Brown, Ian Moran, Lyle Odelein, Kris Beech, Matt Cooke, Bobby Farnham, Cameron Gaunce
- 25** Bill Speer, Robin Burns, John Stewart, Darryl Edestrand, Nick Beverly, Dennis Owchar, Greg Redquest, Tom Cassidy, Tom Price, Randy Carlyle, Kevin McCarthy, Ted Nolan, Norm Schmidt, Alek Stojanov, Dan Kesa, Jeff Norton, Kevin Stevens, Marc Bergevin, Maxime Talbot, Eric Tangradi, Andrew Ebbett, **Tom Sestito**
- 26** Jim Morrison, Dunc McCallum, Jim Morrison, Mike McMahon, Syl Apps, Pete Mahovlich, Orest Kindrachuk, Paul Mulvey, Steve Gatzos, Troy Loney, Ted Bulley, Wayne Babych, Mike Blaisdell, Mark Kachowski, Mike Stapleton, Richard Park, Dave McLlwain, Petr Klima, Darius Kasparaitis, Garry Valk, Frantisek Kucera, Kent Manderville, Landon Wilson, Ronald Petrovicky, Ruslan Fedotenko, Eric Tangradi, Steve Sullivan, Mark Arcobello, Daniel Winnik
- 27** Jim Morrison, Joe Noris, Jim Shires, Hank Nowak, Yves Bergeron, Pete LaFramboise, Mike Corrigan, Jacques Cossette, Rod Schutt, Todd Charlesworth, Gilles Meloche, Scott Bjugstad, Gilbert Delorme, Jamie Leach, Glen Murray, Eddie Olczyk, Alexei Kovalev, Georges Laraque, Craig Adams
- 28** Ron Stackhouse, Harvey Bennett, Mario Faubert, Gene Carr, Tom Price, Jim Hamilton, Bob Simpson, Tim Hrynewich, Rocky Saganiuk, Bruce Crowder, Robert Geale, Steve Gatzos, Dan Frawley, Gordie Roberts, Kjell Samuelsson, Greg Andrusak, Jeff Christian, Craig Muni, Dan Kesa, Todd Hlushko (playoffs only), Michal Rozsival, Matt Hussey, Jani Rita, Nils Ekman, Adam Hall, Eric Godard, **Ian Cole**
- 29** Al Smith, Jim Rutherford, Denis Herron, Andy Brown, Gary Inness, Bob Stumpf, Dunc Wilson, Greg Millen, Michel Dion, Phil Bourque, Markus Naslund, Tyler Wright, Krzysztof Oliwa, Brooks Orpik, Marc-Andre Fleury
- 30** Les Binkley, Marv Edwards, Cam Newton, Andy Brown, Gary Inness, Bob Taylor, Gordon Laxton, Paul Gardner, Kim Davis, Gary Edwards, Roberto Romano, Steve Guenette, Alain Chevrier, Francois Leroux, Philippe DeRouville, Jean-Sebastien Aubin, Dany Sabourin, **Matt Murray**
- 31** Michel Plasse, Nick Ricci, Vincent Tremblay, Brian Ford, Carl Mokosak, Rick Tabaracci, Tom Barrasso, Ken Wregget, Ron Tugnutt, Rich Parent, Sebastien Caron
- 32** Dave Hannan, Dave Goertz, Dwight Mathiasen, Pat Mayer, Peter Taglianetti, John Slaney, Harry York, Greg Crozier, Dick Tarnstrom, Alain Nasreddine, Chris Minard, Mathieu Garon, Pierre-Luc Letourneau-Leblond, Mark Streit
- 33** Tony Feltrin, Bob Simpson, Rocky Saganiuk, Bob Gladney, Doug Bodger, Mike Rowe, Mitch Wilson, Zarley Zalapski, Bryan Fogarty, Marty McSorley, Jim McKenzie, Stefan Bergqvist, Alex Hicks, Dan LaCouture, Guillaume Lefebvre, Reid Simpson, Ziggy Palffy, Eric Cairns, Ryan Stone, Steve MacIntyre

- 34** Andre St. Laurent, Tom Thornbury, Greg Tebbutt, Randy Hillier, Ted Nolan, Todd Charlesworth, Lee Giffin, Dwight Mathiasen, Scott Young, Dave Michayluk (playoffs only), Greg Brown, Rusty Fitzgerald, Jeff Christian, Peter Popovic, Garth Snow, Ross Lupaschuk, Ramzi Abid, Jonathan Filewich, Bobby Farnham, **Tom Kuhnhackl**
- 35** Roberto Romano, Warren Young, Darren Lowe, Ron Duguay, Brad Aitken, Tom Barrasso, Ty Conklin, **Tristan Jarry**
- 36** Jock Callander, Pat Neaton, Greg Andrusak, Corey Foster, Brad Lauer, J.J. Daigneault, Matthew Barnaby, Tom Kostopoulos, Andre Roy, Connor James, John Curry, Jussi Jokinen, Bryan Rust
- 37** Justin Duberman, Ladislav Karabin, Ian Moran (playoffs only), Greg Andrusak, Norm Maciver, Kip Miller, Tom Kostopoulos, Mikael Samuelsson, Ryan VandenBussche, Jarkko Ruutu, Bill Thomas, Brian Strait, Jeff Zatkoff, **Carter Rowney**
- 38** Scott Gruhl, Jiri Hrdina, Peter Allen, Andreas Johansson, Jan Hrdina, Jeff Taffe, Jonathan Filewich, Mark Letestu, Nick Johnson, Colin McDonald, Zach Sill
- 39** Mike Needham, Peter Allen, Joel Bouchard, Jon Sim, Chris Minard, Luca Caputi, Brad Thiessen, Harry Zolnierczyk, David Perron, **Jean-Sebastien Dea**
- 40** Frank Pietrangelo, Patrick Lalime, Andy Chiodo, Alexander Pechurskiy, Nick Drazenovic, Maxim Lapierre, Oskar Sundqvist
- 41** Shane Endicott, Jocelyn Thibault, Nathan Smith, Martin Skoula, Robert Bortuzzo, **Daniel Sprong**
- 42** Tuomas Gronman, Dustin Jeffrey, Nick Johnson, Corey Potter, Dylan Reese
- 43** Jeff Daniels, Tomas Surovy, Philippe Boucher, Scott Wilson, **Conor Sheary**
- 44** Todd Nelson, Drake Berehowsky, Ed Patterson, Rob Brown, Stephane Richer, Brooks Orpik, Taylor Chorney
- 45** Mike Needham (playoffs only), Glen Mulvenna, Peter Ferraro, Martin Sonnenberg, Rob Scuderi, Arron Asham, Adam Payerl, **Josh Archibald**
- 46** Victor Ignatjev, Pavel Skrbek, Jeff Toms, Joe Vitale, Dominik Uher
- 47** Chris Ferraro, Maxim Galanov, Kent Manderville, Michal Sivek, Micki DuPont, Tim Brent, Simon Despres, Tom Sestito
- 48** Sven Butenschon, Jeff Serowik, Konstantin Koltsov, Tyler Kennedy
- 49** Greg Andrusak, Matt Hussey, Brian Gibbons, **Dominik Simon**
- 50** Martin Brochu
- 51** Dave Roche, **Derrick Pouliot**
- 52** Rusty Fitzgerald
- 54** Alexandre Picard
- 55** Larry Murphy, Drake Berehowsky, Ric Jackman, Sergei Gonchar, Philip Samuelsson
- 56** Sergei Zubov, Eric Tangradi
- 57** Chris Ferraro, Shawn Heins, Marcel Goc, David Perron
- 58** **Kris Letang**
- 59** Robert Dome, Michel Ouellet, Carl Sneepe, Jayson Megna, **Jake Guentzel**
- 61** Luca Caputi, Sergei Plotnikov, Steve Oleksy
- 62** **Carl Hagelin**
- 63** Tim Wallace
- 65** Ben Lovejoy, Ron Hainsey
- 66** Mario Lemieux
- 67** Alex Goligoski, Paul Bissonnette
- 68** Jaromir Jagr
- 71** Jiri Slegr, Konstantin Koltsov, **Evgeni Malkin**
- 72** Jeff Christian, Eric Meloche, Alex Kovalev, **Patric Hornqvist**
- 74** Jay McKee

- 76 Richard Park
- 77 Paul Coffey
- 81 Miroslav Satan, **Phil Kessel**
- 82 Martin Straka
- 85 Petr Klima
- 87 **Sidney Crosby**
- 92 Rick Tocchet, Tomas Vokoun
- 93 Petr Nedved
- 95 Aleksey Morozov

HONORS/AWARDS

Championships

STANLEY CUP

1991, 1992, 2009, 2016, 2017	5
------------------------------	---

PRESIDENTS' TROPHY

1993	1
------	---

PRINCE OF WALES TROPHY

1991, 1992, 2008, 2009, 2016, 2017	6
------------------------------------	---

DIVISION TITLES

1991, 1993, 1994, 1996, 1998, 2008, 2013, 2014	8
--	---

Legacy Honors

HOCKEY HALL OF FAME

Red Kelly	1969
Tim Horton	1977
Andy Bathgate	1978
Leo Boivin	1986
William 'Scotty' Bowman	1991
Bob Johnson	1992
Mario Lemieux	1997
Bryan Trottier	1997
Joe Mullen	2000
Craig Patrick	2001
Paul Coffey	2004
Larry Murphy	2004
Herb Brooks	2006
Ron Francis	2007
Luc Robitaille	2009
Mark Recchi	2017

U.S. HOCKEY HALL OF FAME

Bob Paradise	1989
Herb Brooks	1990
Bob Johnson	1991
Jack Kelley	1993
Craig Patrick	1996
Joe Mullen	1998
Gordie Roberts	1999
Mike Ramsey	2001
Mark Johnson	2004
Tom Barrasso	2009
John LeClair	2009
Kevin Hatcher	2010
Eddie Olczyk	2012
Bill Guerin	2013
Scott Young	2017

RETIRED NUMBERS

Michel Briere	21
Mario Lemieux	66

FOSTER HEWITT MEMORIAL AWARD

Mike Lange	2001	1
------------	------	---

NHL Award Winners

CONN SMYTHE TROPHY

Mario Lemieux	1991, 1992	2
Evgeni Malkin	2009	1
Sidney Crosby	2016, 2017	2

HART MEMORIAL TROPHY

Mario Lemieux	1988, 1993, 1996	3
Jaromir Jagr	1999	1
Sidney Crosby	2007, 2013	2
Evgeni Malkin	2012	1

MAURICE "ROCKET" RICHARD TROPHY

Sidney Crosby	2010, 2017	2
----------------------	-------------------	----------

CALDER MEMORIAL TROPHY

Mario Lemieux	1985	1
Evgeni Malkin	2007	1

NHL Award Winners continued

ART ROSS TROPHY

Mario Lemieux	1988, 1989, 1992, 1993, 1996, 1997	6
Jaromir Jagr	1995, 1998, 1999, 2000, 2001	5
Sidney Crosby	2007, 2014	2
Evgeni Malkin	2009, 2012	2

JAMES NORRIS TROPHY

Randy Carlyle	1981	1
---------------	------	---

JACK ADAMS AWARD

Dan Bylsma	2011	1
------------	------	---

BILL MASTERTON MEMORIAL TROPHY

Lowell MacDonald	1973	1
Mario Lemieux	1993	1

MARK MESSIER LEADERSHIP AWARD

Sidney Crosby	2010	1
----------------------	-------------	---

TED LINDSAY/LESTER B. PEARSON AWARD

Mario Lemieux	1986, 1988, 1993, 1996	4
Jaromir Jagr	1999, 2000	2
Sidney Crosby	2007, 2013, 2014	3
Evgeni Malkin	2012	1

FRANK J. SELKE TROPHY

Ron Francis	1995	1
-------------	------	---

GENERAL MANAGER OF THE YEAR AWARD

Ray Shero	2013	1
Jim Rutherford	2016	1

LADY BYNG MEMORIAL TROPHY

Rick Kehoe	1981	1
Ron Francis	1995, 1998	2

NHL PLUS/MINUS AWARD

Mario Lemieux	1993	1
Ron Francis	1995	1
Pascal Dupuis	2013	1

Scoring Milestones

50 GOAL CLUB

Pierre Larouche	1976	1
Jean Pronovost	1976	1
Rick Kehoe	1981	1
Mike Bullard	1984	1
Mario Lemieux	1987, 1988, 1989, 1993, 1996, 1997	6
Kevin Stevens	1992, 1993	2
Jaromir Jagr	1996, 2001	2
Sidney Crosby	2010	1
Evgeni Malkin	2012	1

100 POINT CLUB

Pierre Larouche	1976	1
Jean Pronovost	1976	1
Mario Lemieux	1985, 1986, 1987, 1988, 1989, 1990, 1992, 1993, 1996, 1997	10
Rob Brown	1989	1
Paul Coffey	1989, 1990	2
Mark Recchi	1991	1
Kevin Stevens	1992, 1993	2
Rick Tocchet	1993	1
Ron Francis	1993, 1996	2
Jaromir Jagr	1996, 1998, 1999, 2001	4
Sidney Crosby	2006, 2007, 2009, 2010, 2014	5
Evgeni Malkin	2008, 2009, 2012	3

All-Star Recognition

NHL FIRST-TEAM ALL-STAR

Randy Carlyle - D	1981	1
Mario Lemieux - C	1988, 1989, 1993, 1996, 1997	5
Paul Coffey - D	1989	1
Kevin Stevens - LW	1992	1
Jaromir Jagr - RW	1995, 1996, 1998, 1999, 2000, 2001	6
Sidney Crosby - C	2007, 2013, 2014, 2016	4
Evgeni Malkin - C	2008, 2009, 2012	3
James Neal - RW	2012	1
Chris Kunitz - LW	2013	1

NHL SECOND-TEAM ALL-STAR

Mario Lemieux - C	1986, 1987, 1992, 2001	4
Paul Coffey - D	1990	1
Kevin Stevens - LW	1991, 1993	2
Tom Barrasso - G	1993	1
Larry Murphy - D	1993, 1995	2
Jaromir Jagr - RW	1997	1
Sidney Crosby - C	2010, 2015, 2017	3
Kris Letang - D	2013, 2016	2

NHL ALL-ROOKIE TEAM

Mario Lemieux - C	1985	1
Warren Young - LW	1985	1
Zarley Zalapski - D	1989	1
Jaromir Jagr - RW	1991	1
Patrick Lalime - G	1997	1
Sebastien Caron - G	2003	1
Ryan Malone - LW	2004	1
Sidney Crosby - C	2006	1
Evgeni Malkin - C	2007	1
Jordan Staal - C	2007	1
Matt Murray - G	2017	1

NHL ALL-STAR GAME SELECTIONS

Ken Schinkel	1969, 1970	2
Dean Prentice	1970	1
Bob Woytowich	1970	1
Greg Polis	1971, 1972, 1973	3
Lowell MacDonald	1973, 1974	2
Dave Burrows	1974, 1976	2
Al McDonough	1974	1
Syl Apps	1975	1
Jean Pronovost	1975, 1976, 1977, 1978	4
Pierre Larouche	1976	1
Ron Stackhouse	1980	1
Randy Carlyle	1981, 1982	2
Rick Kehoe	1981, 1983	2
Michel Dion	1982	1
Mike Bullard	1984	1
Mario Lemieux	1985, 1986, 1987, 1988, 1989, 1990, 1992, 1993, 1996, 1997, 2001, 2002, 2003	13
Paul Coffey	1988, 1989, 1990, 1991, 1992	5
Rob Brown	1989	1
John Cullen	1991	1
Mark Recchi	1991	1
Kevin Stevens	1991, 1992, 1993	3
Jaromir Jagr	1992, 1993, 1994, 1996, 1997, 1998, 1999, 2000, 2001	9
Bryan Trottier	1992	1
Rick Tocchet	1993	1
Larry Murphy	1994	1
Joe Mullen	1994	1
Ron Francis	1996	1
Kevin Hatcher	1997	1
Martin Straka	1999	1
Alexei Kovalev	2001, 2003	2
Sidney Crosby	2007, 2008, 2009, 2011, 2015, 2017	6
Evgeni Malkin	2008, 2009, 2011, 2012, 2015, 2016, 2017	7
Sergei Gonchar	2008	1
Kris Letang	2011, 2012, 2016	3
Marc-Andre Fleury	2011, 2015	2
James Neal	2012	1

ALL-STAR GAME

SEASON	SITE	TEAM	PLAYER	G/MP	A	PTS/GA
2016-17	Los Angeles	Metropolitan	Sidney Crosby	1	1	2
			Evgeni Malkin\$	--	--	--
2015-16	Nashville	Metropolitan	Evgeni Malkin	1	1	2
			Kris Letang	1	0	1
2014-15	Columbus	Foligno	Marc-Andre Fleury	20	--	7
			Sidney Crosby\$	--	--	--
			Evgeni Malkin\$	--	--	--
2013-14	No Game Played					
2012-13	No Game Played					
2011-12	Ottawa	Chara	Evgeni Malkin	1	1	2
		Alfredsson	James Neal	0	1	1
		Alfredsson	Kris Letang	0	1	1
2010-11	Carolina	Staal	Kris Letang	2	0	2
		Lidstrom	Marc-Andre Fleury*	20	--	4
			Sidney Crosby*\$	--	--	--
			Evgeni Malkin*\$	--	--	--
2009-10	No Game Played					
2008-09	Montreal	Eastern Conference	Sidney Crosby*\$	--	--	--
			Evgeni Malkin*	1	0	1
2007-08	Atlanta	Eastern Conference	Sidney Crosby*\$	--	--	--
			Evgeni Malkin#	0	2	2
			Sergei Gonchar	0	0	0
2006-07	Dallas	Eastern Conference	Sidney Crosby*	0	0	0
2005-06	No Game Played					
2004-05	No Game Played					
2003-04	Minnesota	Eastern Conference	No Penguins Selected			
2002-03	Sunrise, FL	Eastern Conference	Alexei Kovalev	0	0	0
			Mario Lemieux\$	--	--	--
2001-02	Los Angeles	North America	Mario Lemieux	1	0	1
2000-01	Denver	World	Jaromir Jagr*\$	--	--	--
		World	Alexei Kovalev	1	1	2
		North America	Mario Lemieux	1	1	2
1999-00	Toronto	World	Jaromir Jagr*	1	0	1
1998-99	Tampa Bay	World	Jaromir Jagr*	0	1	1
		World	Martin Straka	0	0	0
1997-98	Vancouver	World	Jaromir Jagr	1	0	1
1996-97	San Jose	Eastern Conference	Mario Lemieux*	2	1	3
		Eastern Conference	Kevin Hatcher	0	0	0
		Eastern Conference	Jaromir Jagr*\$	--	--	--

* - Voted to starting lineup

\$ - Missed game due to injury

& - Named to replace Lemieux # - Named to replace Crosby

SEASON	SITE	TEAM	PLAYER	G/MP	A	PTS/GA
1995-96	Boston	Eastern Conference	Mario Lemieux*	0	2	2
		Eastern Conference	Jaromir Jagr*	1	0	1
		Eastern Conference	Ron Francis	0	1	1
1994-95	No Game Played					
1993-94	New York (MSG)	Eastern Conference	Jaromir Jagr\$	--	--	--
		Eastern Conference	Larry Murphy	0	0	0
		Eastern Conference	Joe Mullen	1	1	2
1992-93	Montreal	Wales Conference	Mario Lemieux*\$	--	--	--
		Wales Conference	Kevin Stevens*	1	2	3
		Wales Conference	Jaromir Jagr*	1	1	2
		Wales Conference	Rick Tocchet&	2	0	2
1991-92	Philadelphia	Wales Conference	Mario Lemieux*	0	1	1
		Wales Conference	Paul Coffey*	0	0	0
		Wales Conference	Kevin Stevens*	1	0	1
		Wales Conference	Jaromir Jagr*	0	1	1
		Wales Conference	Bryan Trottier	1	0	1
1990-91	Chicago	Wales Conference	Paul Coffey*	0	0	0
		Wales Conference	John Cullen	0	1	1
		Wales Conference	Mark Recchi	0	0	0
		Wales Conference	Kevin Stevens	1	0	1
1989-90	Pittsburgh	Wales Conference	Paul Coffey	0	2	2
		Wales Conference	Mario Lemieux* (MVP)	4	0	4
1988-89	Edmonton	Wales Conference	Rob Brown	0	0	0
		Wales Conference	Paul Coffey*	0	0	0
		Wales Conference	Mario Lemieux*	1	1	2
1987-88	St. Louis	Wales Conference	Paul Coffey*	0	0	0
		Wales Conference	Mario Lemieux* (MVP)	3	3	6
1986-87	Quebec (2 gms)	NHL ALL-STARS	Mario Lemieux*	0	3	3
1985-86	Hartford	Wales Conference	Mario Lemieux*	0	0	0
1984-85	Calgary	Wales Conference	Mario Lemieux* (MVP)	2	1	3
1983-84	New Jersey	Wales Conference	Mike Bullard	0	0	0
1982-83	New York (LI)	Wales Conference	Rick Kehoe	0	0	0
1981-82	Washington	Wales Conference	Randy Carlyle	0	1	1
		Wales Conference	Michel Dion	30	--	2
1980-81	Los Angeles	Wales Conference	Randy Carlyle	0	0	0
		Wales Conference	Rick Kehoe	0	1	1
1979-80	Detroit	Wales Conference	Ron Stackhouse	1	0	1
1978-79	New York (MSG)	NHL ALL-STARS	No Penguins Selected			
1977-78	Buffalo	Wales Conference	Jean Pronovost	0	0	0
1976-77	Vancouver	Wales Conference	Jean Pronovost	0	0	0
1975-76	Philadelphia	Wales Conference	Dave Burrows	0	0	0

* - Voted to starting lineup

\$ - Missed game due to injury

& - Named to replace Lemieux # - Named to replace Crosby

SEASON	SITE	TEAM	PLAYER	G/MP	A	PTS/GA
		Wales Conference	Pierre Larouche	0	0	0
		Wales Conference	Jean Pronovost	0	0	0
1974-75	Montreal	Wales Conference	Syl Apps (MVP)	2	0	2
		Wales Conference	Jean Pronovost	0	0	0
1973-74	Chicago	Western Conference	Dave Burrows	0	0	0
		Western Conference	Lowell MacDonald	1	1	2
		Western Conference	Al McDonough	1	0	1
1972-73	New York [MSG]	Western Conference	Lowell MacDonald	0	1	1
		Western Conference	Greg Polis (MVP)	2	0	2
1971-72	Bloomington, MN	Western Conference	Greg Polis	0	0	0
1970-71	Boston	Western Conference	Greg Polis	0	0	0
1969-70	St. Louis	Western Conference	Dean Prentice	1	0	1
		Western Conference	Bob Woytowich	0	1	1
1968-69	Montreal	Western Conference	Ken Schinkel	0	0	0
1967-68	Toronto	NHL ALL-STARS	Ken Schinkel	0	0	0

* - Voted to starting lineup

\$ - Missed game due to injury

& - Named to replace Lemieux

- Named to replace Crosby

ATTENDANCE

Regular Season

YEAR	ATTENDANCE	# of DATES	AVG. ATTENDANCE	SELLOUTS	CAPACITY
1967-68	274,049	37	7,407	0	12,580
1968-69	228,285	38	6,008	0	12,580
1969-70	265,936	38	6,998	0	12,580
1970-71	377,182	39	9,671	3	12,580
1971-72	375,711	39	9,634	5	12,580
1972-73	436,601	39	11,195	7	12,866
1973-74	396,197	39	10,159	4	13,431
1974-75	448,977	40	11,224	11	13,404
1975-76	458,198	40	11,455	0	16,402
1976-77	401,580	40	10,040	1	16,404
1977-78	421,933	40	10,548	2	16,033
1978-79	457,209	40	11,430	3	16,033
1979-80	426,156	40	10,653	2	16,033
1980-81	413,407	40	10,335	0	16,033
1981-82	451,965	40	11,299	5	16,033
1982-83	336,300	40	8,408	1	16,033
1983-84	273,550	40	6,839	0	16,033
1984-85	400,711	40	10,018	4	16,033
1985-86	503,020	40	12,576	13	16,033
1986-87	598,614	40	14,965	26	16,033
1987-88	606,638	40	15,166	26	16,168
1988-89	629,345	40	15,734	34	16,025
1989-90	640,700	40	16,018	34	#16,015
1990-91	637,072	40	15,927	28	16,164
1991-92	639,736	40	15,993	32	16,164
1992-93	660,290	41	16,105	30	16,164
1993-94	685,589	41	16,714	11	17,537
1994-95	386,599	24	16,108	9	17,181
1995-96	665,790	41	16,239	20	17,181
1996-97	684,346	41	16,691	21	17,181
1997-98	617,815	41	15,069	7	16,958
1998-99	607,822	41	14,825	5	16,958
1999-00	636,199	41	15,517	13	16,958
2000-01	655,926	40	16,398	26	16,958
2001-02	641,641	41	15,650	18	16,958
2002-03	604,970	41	14,755	8	16,958
2003-04	486,961	41	11,877	1	16,940
2005-06	647,975	41	15,804	12	16,940
* Club Record		# Capacity increased to 16,236 after home game #25			

Regular Season

YEAR	ATTENDANCE	# of DATES	AVG. ATTENDANCE	SELLOUTS	CAPACITY
2006-07	673,422	41	16,424	30	16,940
2007-08	700,193	41	17,078	*41	16,940
2008-09	682,298	40	17,058	40	16,940
2009-10	700,211	41	17,078	*41	16,940
2010-11	729,628	40	18,241	40	18,087
2011-12	761,224	41	18,567	*41	18,387
2012-13	447,560	24	*18,648	24	18,387
2013-14	*763,334	41	18,618	*41	18,387
2014-15	763,319	41	18,618	*41	18,387
2015-16	760,586	41	18,551	*41	18,387
2016-17	742,955	40	18,574	40	18,387
* Club Record		# Capacity increased to 16,236 after home game #25			

Playoffs

YEAR	ATTENDANCE	# of DATES	AVG. ATTENDANCE	SELLOUTS
1969-70	53,592	5	10,718	2
1971-72	25,515	2	12,758	1
1974-75	66,833	5	13,367	4
1975-76	13,626	1	13,626	0
1976-77	25,967	2	12,984	0
1978-79	45,702	3	15,234	2
1979-80	26,901	2	13,451	0
1980-81	26,688	2	13,344	0
1981-82	25,457	2	12,729	0
1988-89	96,150	6	16,025	6
1990-91	210,132	*13	16,164	*13
1991-92	161,640	10	16,164	10
1992-93	129,312	8	16,164	8
1993-94	46,412	3	15,471	0
1994-95	114,894	7	16,413	2
1995-96	171,597	10	17,159	9
1996-97	34,710	2	17,355	2
1997-98	48,437	3	16,146	1
1998-99	99,787	6	16,631	4
1999-00	84,924	5	16,984	4
2000-01	137,184	8	17,148	8
2006-07	34,264	2	17,132	2
2007-08	188,452	11	17,132	11
2008-09	188,452	11	17,132	11
2009-10	119,924	7	17,132	7
2010-11	73,939	4	18,485	4
2011-12	55,819	3	18,606	3
2012-13	149,041	8	18,630	8
2013-14	130,411	7	18,630	7
2014-15	37,264	2	*18,632	2
2015-16	*241,979	*13	18,614	*13
2016-17	241,935	*13	18,610	*13
* Club Record				

TRAINING CAMP

Sites and Records by Year

YEAR	SITE	PRESEASON RECORD	YEAR	SITE	PRESEASON RECORD
1967-68	Brantford, Ont.	4-1-1	1998-99	Canonsburg, PA	4-2-3
1968-69	Brantford, Ont.	1-5-2	1999-00	Canonsburg, PA	2-3-0-1
1969-70	Brantford, Ont.	4-1-2	2000-01	Canonsburg/Wilkes-Barre, PA	3-4-0-0
1970-71	Brantford, Ont.	4-3-2	2001-02	Canonsburg/Wilkes-Barre, PA	1-2-3-0
1971-72	Brantford, Ont.	3-2-3	2002-03	Canonsburg/Wilkes-Barre, PA	2-4-1-0
1972-73	Brantford, Ont.	5-4-1	2003-04	Canonsburg, PA	2-4-1-0
1973-74	Brantford, Ont.	4-2-3	2005-06	Pittsburgh/Wilkes-Barre, PA	2-6-2
1974-75	Brantford, Ont.	5-4-0	2006-07	Pittsburgh, PA/Moncton, New Brunswick	2-2-3
1975-76	Pittsburgh, PA	2-3-3	2007-08	Pittsburgh, PA	1-3-2
1976-77	Pittsburgh, PA	7-3-0	2008-09	Pittsburgh, PA	4-0-1
1977-78	Pittsburgh, PA	4-3-0	2009-10	Pittsburgh, PA	1-4-1
1978-79	Pittsburgh, PA	3-5-0	2010-11	Pittsburgh, PA	5-1-0
1979-80	Pittsburgh, PA	3-4-1	2011-12	Pittsburgh, PA	5-1-0
1980-81	Pittsburgh, PA	1-3-2	2012-13	Pittsburgh, PA	---
1981-82	Erie/Johnstown, PA	4-1-2	2013-14	Pittsburgh, PA/West Point, NY	3-2-1
1982-83	Johnstown, PA	1-3-3	2014-15	Pittsburgh, PA	3-3-0
1983-84	Johnstown, PA	3-4-1	2015-16	Pittsburgh, PA	3-5-0
1984-85	Pittsburgh, PA	2-4-0	2016-17	Pittsburgh, PA	3-3-0
1985-86	Pittsburgh, PA	1-5-0			
1986-87	Pittsburgh, PA	2-6-0			
1987-88	Pittsburgh, PA	5-1-2			
1988-89	Pittsburgh, PA	6-3-0			
1989-90	Pittsburgh, PA	4-5-1			
1990-91	Pittsburgh, PA	7-2-0			
1991-92	Pittsburgh, PA/Denver, CO	4-3-2			
1992-93	Pittsburgh, PA	3-5-1			
1993-94	Pittsburgh, PA	5-4-0			
1994-95	Pittsburgh, PA	3-5-1			
1995-96	Canonsburg, PA	3-5-1			
1996-97	Canonsburg, PA	2-6-1			
1997-98	Canonsburg, PA	4-4-0			

TEAM AWARDS

Michel Briere Memorial Trophy - Rookie Of The Year

The Michel Briere Memorial Trophy is awarded to the Penguins player judged to be the best rookie on the team. The trophy is presented in memory of the late Michel Briere, who was an outstanding forward in his only season with the Penguins in 1969-70.

1967-68	Les Binkley	1984-85	Mario Lemieux	2001-02	Johan Hedberg
1968-69	Jean Pronovost	1985-86	Jim Johnson	2002-03	No Winner
1969-70	Michel Briere	1986-87	No Winner	2003-04	Ryan Malone
1970-71	Greg Polis	1987-88	Rob Brown	2005-06	Sidney Crosby
1971-72	Dave Burrows	1988-89	Zarley Zalapski	2006-07	Evgeni Malkin & Jordan Staal
1972-73	No Winner	1989-90	Mark Recchi	2007-08	Kris Letang
1973-74	Ron Lalonde	1990-91	Jaromir Jagr	2008-09	No Winner
1974-75	Pierre Larouche	1991-92	Jim Paek	2009-10	No Winner
1975-76	No Winner	1992-93	Shawn McEachern	2010-11	Mark Letestu
1976-77	Greg Malone	1993-94	No Winner	2011-12	No Winner
1977-78	Peter Lee	1994-95	No Winner	2012-13	Simon Despres
1978-79	Greg Millen & Rod Schutt	1995-96	No Winner	2013-14	Olli Maatta
1979-80	Paul Marshall	1996-97	Patrick Lalime	2014-15	Derrick Pouliot
1980-81	Mark Johnson	1997-98	Peter Skudra	2015-16	Bryan Rust
1981-82	Mike Bullard	1998-99	Jan Hrdina	2016-17	Matt Murray
1982-83	Dave Hannan	1999-00	Jean-Sebastien Aubin		
1983-84	Roberto Romano	2000-01	No Winner		

Players' Player Award

The players hold a vote at the end of the season for the player they feel exemplifies leadership for the team both on and off of the ice, and who is dedicated to teamwork.

1967-68	No Award	1983-84	Denis Herron	2000-01	Martin Straka
1968-69	Val Fonteyne	1984-85	Warren Young	2001-02	Alexei Kovalev & Ian Moran
1969-70	Jean Pronovost & Dean Prentice	1985-86	Terry Ruskowski	2002-03	No Winner Announced
1970-71	Jean Pronovost	1986-87	Dan Quinn & Terry Ruskowski	2003-04	Kelly Buchberger
1971-72	Jean Pronovost	1987-88	Mario Lemieux	2005-06	John LeClair
1972-73	Lowell MacDonald	1988-89	Randy Hillier	2006-07	Mark Recchi
1973-74	Jean Pronovost	1989-90	Randy Hillier	2007-08	Ryan Malone
1974-75	Ron Schock	1990-91	Mark Recchi	2008-09	Eric Godard
1975-76	Jean Pronovost	1991-92	Joe Mullen	2009-10	Jordan Staal
1976-77	Denis Herron	1992-93	Mario Lemieux	2010-11	Brooks Orpik
1977-78	Denis Herron	1993-94	Ron Francis	2011-12	Brooks Orpik
1978-79	Greg Malone	1994-95	Ron Francis	2012-13	Brooks Orpik
1979-80	Rick Kehoe	1995-96	Ron Francis	2013-14	Brooks Orpik
1980-81	Rick Kehoe	1996-97	Joe Mullen	2014-15	Marc-Andre Fleury
1981-82	Mike Bullard	1997-98	Ron Francis	2015-16	Marc-Andre Fleury
1982-83	Pat Boutette	1998-99	Jaromir Jagr & Martin Straka	2016-17	Marc-Andre Fleury
		1999-00	Martin Straka		

Baz Bastien Memorial Award - Good Guy Award

The Good Guy Award is presented by the Pittsburgh chapter of the Professional Hockey Writers Association to the player who the local media want to acknowledge for his cooperation throughout the year. The award is presented in the memory of the late Aldege "Baz" Bastien, Penguins general manager from 1976-83.

1983-84	Gary Rissling	1995-96	Petr Nedved	2008-09	Sidney Crosby & Brooks Orpik
1984-85	Gary Rissling	1996-97	Ken Wregget	2009-10	Sidney Crosby & Marc-Andre Fleury
1985-86	Terry Ruskowski	1997-98	Ron Francis	2010-11	Mike Rupp
1986-87	Dan Frawley	1998-99	Jiri Slegř	2011-12	Marc-Andre Fleury & Pascal Dupuis
1987-88	Randy Cunneynworth	1999-00	Rob Brown	2012-13	Matt Niskanen
1988-89	Jim Johnson	2000-01	Alexei Kovalev	2013-14	Matt Niskanen
1989-90	Troy Loney	2001-02	Johan Hedberg	2014-17	No Winner
1990-91	Phil Bourque	2002-03	Steve McKenna		
1991-92	Larry Murphy	2003-04	Brooks Orpik		
1992-93	Kevin Stevens	2005-06	Sidney Crosby		
1993-94	Joe Mullen	2006-07	Pittsburgh Penguins team		
1994-95	Larry Murphy	2007-08	Ryan Whitney		

DEFENSIVE PLAYER OF THE YEAR

The award honors the defensive skills of an individual player on the team.

2008-09	Jordan Staal	2011-12	Brooks Orpik & Marc-Andre Fleury	2014-15	Kris Letang
2009-10	Brooks Orpik	2012-13	Paul Martin	2015-16	Kris Letang
2010-11	Brooks Orpik	2013-14	Matt Niskanen	2016-17	No Winner

Bob Johnson Memorial Badger Bob Award

Presented in the memory of the Penguins' late head coach. The "Badger Bob" Award is presented to the player who, through his performance on the ice, his character and total dedication to his teammates for the success of the team, shows that every day is "A Great Day For Hockey."

1994-95	Ron Francis & Joe Mullen	1998-99	Martin Straka	2001-02	Ian Moran
1995-96	Jaromir Jagř	1999-00	Jiri Slegř	2002-17	No Winner Announced
1996-97	Joe Mullen	2000-01	Martin Straka & Darius Kasparaitis		
1997-98	Ron Francis				

The Edward J. Debartolo Community Service Award

The award recognizes the players who have donated a considerable amount of time during the season to community and charity projects.

1991-92	Troy Loney & Phil Bourque	2000-01	Bob Boughner	2008-09	Eric Godard
1992-93	Jim Paek & Shawn McEachern	2001-02	Andrew Ference	2009-10	Sidney Crosby
1993-94	Ken Wregget & Tom Barrasso	2002-03	Johan Hedberg & Steve McKenna	2010-11	Max Talbot & Mike Rupp
1994-95	Ron Francis & Bryan Trottier	2003-04	Steve McKenna & Rico Fata	2011-12	Evgeni Malkin
1995-96	Dave Roche	2005-06	Ryan Malone, Marc-Andre Fleury, Colby Armstrong & Ryan Whitney	2012-13	Matt Cooke
1996-97	Joe Dziedzic & Chris Tamer	2006-07	Mark Recchi	2013-14	Marc-Andre Fleury
1997-98	Chris Tamer & Tyler Wright	2007-08	Georges Laraque	2014-15	Paul Martin
1998-99	Rob Brown & Tyler Wright			2015-16	Sidney Crosby
1999-00	Matthew Barnaby & Ian Moran			2016-17	Sidney Crosby

A.T. Caggiano Memorial Booster Club Award

Presented in the memory of longtime Penguins locker room attendant Anthony "A.T." Caggiano. Booster Club Members vote for the three stars after every home game and tally their votes at the end of the regular season to determine the winner.

1974-75	Vic Hadfield	1989-90	Mario Lemieux	2005-06	Sidney Crosby
1975-76	Dave Burrows	1990-91	Mark Recchi	2006-07	Sidney Crosby
1976-77	Dunc Wilson	1991-92	Mario Lemieux	2007-08	Evgeni Malkin
1977-78	Denis Herron	1992-93	Mario Lemieux	2008-09	Evgeni Malkin
1978-79	Randy Carlyle	1993-94	Ron Francis	2009-10	Sidney Crosby
1979-80	George Ferguson	1994-95	Jaromir Jagr	2010-11	Marc-Andre Fleury
1980-81	Randy Carlyle	1995-96	Mario Lemieux	2011-12	Evgeni Malkin
1981-82	Michel Dion	1996-97	Mario Lemieux	2012-13	Sidney Crosby and Marc-Andre Fleury
1982-83	Michel Dion	1997-98	Jaromir Jagr	2013-14	Sidney Crosby and Marc-Andre Fleury
1983-84	Mike Bullard	1998-99	Jaromir Jagr	2014-15	Marc-Andre Fleury
1984-85	Mario Lemieux	1999-00	Jean-Sebastien Aubin	2015-17	No Winner
1985-86	Mario Lemieux	2000-01	Alexei Kovalev		
1986-87	Mario Lemieux	2001-02	Alexei Kovalev		
1987-88	Mario Lemieux	2002-03	Mario Lemieux		
1988-89	Mario Lemieux	2003-04	Ryan Malone		

Masterton Nominee – Comeback Player


The Pittsburgh chapter of the Professional Hockey Writers Association votes for the Penguins' Masterton nominee. Each NHL team selects a Masterton candidate from which the overall winner is chosen. The Masterton candidate is nominated as the player who best exemplifies the qualities of perseverance, sportsmanship and dedication to hockey.

1982-83	Greg Malone	1994-95	John Cullen	2007-08	Ty Conklin
1983-84	Denis Herron	1995-96	Ron Francis	2008-09	Mark Eaton
1984-85	Gary Rissling & Warren Young	1996-97	Joe Mullen	2009-10	Bill Guerin
1985-86	Terry Ruskowski	1997-98	Rob Brown	2010-11	Deryk Engelland
1986-87	Randy Cunneynworth	1998-99	Darius Kasparaitis	2011-12	Matt Cooke
1987-88	Randy Hillier	1999-00	Darius Kasparaitis	2012-13	Sidney Crosby
1988-89	Phil Bourque	2000-01	Ian Moran	2013-14	Kris Letang
1989-90	Mario Lemieux	2001-02	Stephane Richer	2014-15	Kris Letang
1990-91	Mario Lemieux	2002-03	Martin Straka	2015-16	Pascal Dupuis
1991-92	Joe Mullen	2003-04	Landon Wilson	2016-17	Marc-Andre Fleury
1992-93	Mario Lemieux	2005-06	John LeClair		
1993-94	Kevin Stevens	2006-07	Alain Nasreddine		

Most Valuable Player Award

Based on the overall contribution the player makes to the team.

1967-68	Les Binkley	1983-84	Mike Bullard	2001-02	Alexei Kovalev
1968-69	Keith McCreary	1984-85	Mario Lemieux	2002-03	Mario Lemieux
1969-70	Jean Pronovost	1985-86	Mario Lemieux	2003-04	Dick Tarnstrom
1970-71	Ron Schock	1986-87	Mario Lemieux	2005-06	Sidney Crosby
1971-72	Jean Pronovost	1987-88	Mario Lemieux	2006-07	Sidney Crosby
1972-73	Dave Burrows	1988-89	Mario Lemieux	2007-08	Evgeni Malkin
1973-74	Syl Apps, Dave Burrows, Jean Pronovost & Lowell MacDonald	1989-90	Mario Lemieux	2008-09	Evgeni Malkin
1974-75	Ron Schock & Ron Stackhouse	1990-91	Mark Recchi	2009-10	Sidney Crosby
1975-76	Pierre Larouche	1991-92	Mario Lemieux	2010-11	Marc-Andre Fleury
1976-77	Dunc Wilson	1992-93	Mario Lemieux	2011-12	Evgeni Malkin
1977-78	Pete Mahovlich	1993-94	Ron Francis	2012-13	Sidney Crosby
1978-79	Ron Stackhouse & Orest Kindrachuk	1994-95	Jaromir Jagr	2013-14	Sidney Crosby
1979-80	George Ferguson	1995-96	Mario Lemieux	2014-15	Marc-Andre Fleury
1980-81	Randy Carlyle	1996-97	Mario Lemieux	2015-16	Sidney Crosby
1981-82	Michel Dion	1997-98	Ron Francis & Jaromir Jagr	2016-17	Sidney Crosby
1982-83	Doug Shedden	1998-99	Jaromir Jagr		
		1999-00	Jaromir Jagr		
		2000-01	Mario Lemieux		



**27% OF U.S. PUBLIC
HIGH SCHOOLS
WILL NOT HAVE SPORTS
BY THE YEAR 2020.
BUT YOU CAN HELP.**

#SAVEYOUTHSPORTS



SPORTS MATTER
HELPING TO SAVE YOUTH SPORTS

The Sports Matter program has helped fund more than 1,600 youth sports teams and impacted more than 120,000 students nationwide.

VISIT SPORTSMATTER.ORG FOR MORE INFORMATION

OFFICIAL SPORTING GOODS RETAILER OF THE PITTSBURGH PENGUINS® AND FOUNDING PARTNER OF THE PPG PAINTS ARENA®

1967-68

Highlights

- Andy Bathgate scores the first franchise goal against Rogie Vachon and Montreal on Oct. 11.
- Pittsburgh records the first victory in franchise history on Oct. 13, 3-1 at St. Louis.
- The Penguins record their first home win, 4-2, over Chicago on Oct. 21. They also become the first expansion team to defeat one of the "Original Six."
- Les Binkley records Pittsburgh's first shutout, 1-0, on Nov. 4 at Oakland.
- Ken Schinkel represents the Penguins at the NHL All-Star Game in Toronto.

Transactions

June 6, 1967 - Obtained Paul Andrea, Dunc McCallum and George Konik from the New York Rangers for Larry Jeffrey.

Feb. 27, 1968 - Obtained Wayne Hicks from Philadelphia for Art Stratton.

Scoring

PLAYERS	GP	G	A	PTS	PIM
Andy Bathgate	74	20	39	59	55
Ab McDonald	74	22	21	43	38
Ken Schinkel	57	14	25	39	19
Art Stratton	58	16	21	37	16
Earl Ingarfield	50	15	22	37	12
Val Fonteyne	69	6	28	34	0
Gene Ubriaco	65	18	15	33	16
Noel Price	70	6	27	33	48
Paul Andrea	65	11	21	32	2
Billy Dea	73	16	12	28	6
Keith McCreary	70	14	12	26	44
Leo Boivin	73	9	13	22	74
Bob Dillabough	47	7	12	19	18
Bob Rivard	27	5	12	17	4
Bill Speer	68	3	13	16	44
George Konik	52	7	8	15	26
Al MacNeil	74	2	10	12	58
Wayne Hicks	15	4	7	11	2
Dick Mattiussi	32	0	2	2	18
Dunc McCallum	32	0	2	2	36
Mel Pearson	2	0	1	1	0
Ted Lanyon	5	0	0	0	4
Hank Bassen	25	0	0	0	8
Les Binkley	54	0	0	0	0

Goaltenders

GOALIE	W-L-O	GP	MP	GA	SO	GAA
Les Binkley	20-24-10	54	3141	150	6	2.88
Hank Bassen	7-10-3	25	1299	62	1	2.86
TOTALS	27-34-13	74	4440	216	7	2.92

Games

DATE	RESULT	SCORE	OPPONENT
Oct. 11	L	1-2	MONTREAL
Oct. 13	W	3-1	St. Louis
Oct. 14	L	2-4	ST. LOUIS
Oct. 18	T	3-3	MINNESOTA
Oct. 19	L	0-1	Philadelphia
Oct. 21	W	4-2	CHICAGO
Oct. 22	L	4-6	New York
Oct. 25	W	4-1	OAKLAND
Oct. 28	L	3-5	LOS ANGELES
Oct. 29	L	2-4	Boston
Nov. 1	W	4-1	Minnesota
Nov. 4	W	1-0	Oakland
Nov. 8	T	1-1	PHILADELPHIA
Nov. 9	L	1-5	Detroit
Nov. 11	L	1-5	ST. LOUIS
Nov. 15	W	5-0	PHILADELPHIA
Nov. 18	W	5-3	St. Louis
Nov. 22	W	4-1	BOSTON
Nov. 24	L	3-5	Los Angeles
Nov. 25	T	2-2	Oakland
Nov. 29	W	6-1	OAKLAND
Dec. 2	L	1-4	NEW YORK
Dec. 3	L	1-6	Detroit
Dec. 6	L	2-7	Chicago
Dec. 9	W	3-2	Minnesota
Dec. 10	L	4-7	MINNESOTA
Dec. 13	W	2-1	Toronto
Dec. 16	T	1-1	CHICAGO
Dec. 17	L	1-2	Philadelphia
Dec. 21	L	1-4	Los Angeles
Dec. 23	W	4-0	MINNESOTA
Dec. 25	W	4-3	LOS ANGELES
Dec. 27	T	0-0	OAKLAND
Dec. 29	L	1-2	St. Louis
Dec. 30	L	2-5	DETROIT
Jan. 4	W	4-3	LOS ANGELES
Jan. 6	T	2-2	PHILADELPHIA
Jan. 7	L	1-3	Philadelphia
Jan. 10	L	3-4	MONTREAL

DATE	RESULT	SCORE	OPPONENT
Jan. 12	W	4-3	TORONTO
Jan. 13	L	0-7	Toronto
Jan. 17	T	1-1	Oakland
Jan. 18	L	2-3	Los Angeles
Jan. 20	W	8-5	DETROIT
Jan. 21	L	3-4	Minnesota
Jan. 27	L	3-5	LOS ANGELES
Jan. 28	W	1-0	Boston
Jan. 31	L	4-9	St. Louis
Feb. 1	W	2-0	ST. LOUIS
Feb. 3	T	3-3	TORONTO
Feb. 7	W	4-1	Oakland
Feb. 8	L	1-3	Los Angeles
Feb. 10	T	2-2	NEW YORK
Feb. 14	W	6-3	MINNESOTA
Feb. 16	L	1-3	ST. LOUIS
Feb. 17	L	3-4	Montreal
Feb. 21	T	1-1	PHILADELPHIA
Feb. 24	L	1-3	OAKLAND
Feb. 25	W	2-1	Philadelphia
Feb. 27	L	3-5	BOSTON
Mar. 2	T	6-6	OAKLAND
Mar. 6	L	2-4	St. Louis
Mar. 7	T	2-2	Minnesota
Mar. 9	W	3-1	LOS ANGELES
Mar. 13	L	3-4	Chicago
Mar. 16	L	4-6	Montreal
Mar. 17	L	0-3	New York
Mar. 20	W	4-2	ST. LOUIS
Mar. 23	L	0-3	Minnesota
Mar. 24	T	4-4	MINNESOTA
Mar. 26	W	2-1	Los Angeles
Mar. 27	W	7-4	Oakland
Mar. 30	W	2-0	Philadelphia
Mar. 31	W	5-1	PHILADELPHIA

Home games in all CAPS

27-34-13, 5th, Western Division

1968-69

Highlights

- The Penguins record their first franchise victory in Montreal, 5-2, on Jan. 2.
- Ken Schinkel makes his second appearance in the NHL All-Star Game.
- Keith McCreary scores 25 goals to pace the Penguins.
- The Penguins finish the season with a six-game unbeaten streak (5-0-1).

Transactions

June 11, 1968 - Obtained Lou Angotti from St. Louis for Ab McDonald.

Nov. 29, 1968 - Obtained Billy Harris from Oakland for Bob Dillabough.

Jan. 24, 1969 - Obtained Duane Rupp from Minnesota for Leo Boivin.

Jan. 30, 1969 - Obtained George Swarbrick, Bryan Watson and Tracy Pratt from Oakland for Earl Ingarfield, Dick Mattiussi and Gene Ubriaco.

Goaltenders

GOALIE	W-L-O	GP	MP	GA	SO	GAA
Joe Daley	10-13-3	29	1615	86	2	3.23
Les Binkley	10-31-8	50	2885	158	0	3.29
Marv Edwards	0-1-0	1	60	3	0	3.00
TOTALS	20-45-11	76	4560	252	2	3.32

Scoring

PLAYERS	GP	G	A	PTS	PIM
Ken Schinkel	76	18	34	52	18
Charlie Burns	76	13	38	51	22
Keith McCreary	70	25	23	48	42
Jean Pronovost	76	16	25	41	41
Lou Angotti	71	17	20	37	36
Val Fonteyne	74	12	17	29	2
Wally Boyer	62	10	19	29	17
Bob Woytowich	71	9	20	29	64
Gene Ubriaco	49	15	11	26	14
Earl Ingarfield	40	8	15	23	4
Billy Harris	55	7	13	20	8
Noel Price	73	2	18	20	61
Billy Dea	66	10	8	18	6
Leo Boivin	41	5	13	18	26
Dunc McCallum	62	5	13	18	81
Paul Andrea	25	7	6	13	2
Duane Rupp	30	3	10	13	24
George Swarbrick	19	1	6	7	28
Bill Speer	34	1	4	5	27
Tracy Pratt	18	0	5	5	34
Ron Snell	4	3	1	4	6
Bryan Watson	18	0	4	4	35
Doug Barrie	8	1	1	2	8
Gary Swain	9	1	1	2	0
Dick Mattiussi	12	0	2	2	14
John Arbour	17	0	2	2	35
Jean-Guy Lagace	17	0	1	1	14
Bill Lecaine	4	0	0	0	0
Bob Dillabough	14	0	0	0	2
Joe Daley	29	0	0	0	2
Les Binkley	50	0	0	0	0
Marv Edwards	1	0	0	0	0

Games

DATE	RESULT	SCORE	OPPONENT
Oct. 12	T	1-1	MONTREAL
Oct. 16	T	2-2	Toronto
Oct. 17	L	0-3	Philadelphia
Oct. 19	L	1-5	BOSTON
Oct. 23	L	5-8	CHICAGO
Oct. 26	W	4-2	ST. LOUIS
Oct. 30	L	3-7	New York
Nov. 2	L	2-3	Los Angeles
Nov. 3	W	3-1	Oakland
Nov. 6	L	1-3	ST. LOUIS
Nov. 7	L	4-5	Montreal
Nov. 9	L	0-3	PHILADELPHIA
Nov. 13	L	5-6	Chicago
Nov. 14	L	4-6	CHICAGO
Nov. 16	L	1-2	NEW YORK
Nov. 20	L	2-5	Toronto
Nov. 21	W	3-1	OAKLAND
Nov. 23	T	2-2	LOS ANGELES
Nov. 27	T	3-3	TORONTO
Nov. 28	W	3-2	Chicago
Nov. 30	W	4-2	Los Angeles
Dec. 1	T	4-4	Oakland
Dec. 4	L	2-7	DETROIT
Dec. 7	T	1-1	St. Louis
Dec. 8	L	1-4	TORONTO
Dec. 11	W	4-2	Minnesota
Dec. 14	L	1-2	LOS ANGELES
Dec. 15	L	3-5	Boston
Dec. 17	L	2-8	Philadelphia
Dec. 21	L	1-3	MINNESOTA
Dec. 22	L	1-3	Chicago
Dec. 25	W	6-3	DETROIT
Dec. 26	L	2-3	St. Louis
Dec. 28	L	3-4	OAKLAND
Dec. 31	L	3-4	MONTREAL
Jan. 2	W	5-2	Montreal
Jan. 4	T	1-1	PHILADELPHIA
Jan. 5	L	1-2	Detroit
Jan. 9	W	7-2	MINNESOTA

DATE	RESULT	SCORE	OPPONENT
Jan. 11	L	2-4	OAKLAND
Jan. 12	L	4-8	Boston
Jan. 15	W	3-1	Minnesota
Jan. 16	L	2-3	Detroit
Jan. 18	L	0-4	Los Angeles
Jan. 19	L	3-6	Oakland
Jan. 23	L	1-3	MINNESOTA
Jan. 25	L	0-2	TORONTO
Jan. 26	L	3-5	Philadelphia
Jan. 29	L	1-2	ST. LOUIS
Feb. 1	T	2-2	PHILADELPHIA
Feb. 2	L	3-7	New York
Feb. 5	W	3-2	NEW YORK
Feb. 8	L	2-4	LOS ANGELES
Feb. 9	L	1-3	Minnesota
Feb. 12	L	0-2	St. Louis
Feb. 15	T	4-4	OAKLAND
Feb. 16	L	0-4	MONTREAL
Feb. 19	W	3-0	BOSTON
Feb. 20	L	0-3	Detroit
Feb. 22	W	3-2	DETROIT
Feb. 27	W	4-3	CHICAGO
Mar. 1	T	3-3	Toronto
Mar. 2	L	0-4	Boston
Mar. 5	W	4-2	ST. LOUIS
Mar. 8	L	3-5	NEW YORK
Mar. 12	L	3-4	New York
Mar. 15	L	1-3	Los Angeles
Mar. 16	L	2-7	Oakland
Mar. 19	L	2-3	BOSTON
Mar. 20	L	3-5	Montreal
Mar. 22	W	2-1	St. Louis
Mar. 23	W	5-0	MINNESOTA
Mar. 25	W	3-1	Minnesota
Mar. 26	W	8-4	LOS ANGELES
Mar. 29	T	3-3	Philadelphia
Mar. 30	W	2-1	PHILADELPHIA

Home games in all CAPS

20-45-11, 5th, Western Division

1969-70

Highlights

- Leonard "Red" Kelly is named Penguins coach on July 2.
- Bob Woytowich and Dean Prentice are named to the Western Division All-Star squad.
- Dean Prentice sets a new Penguins mark with 26 goals during the regular season.
- The Penguins sweep the Oakland Seals, 4-0, in the team's first playoff appearance.
- Red Kelly is named *The Hockey News*' "Coach of the Year."

Transactions

June 6, 1969 - Obtained Ron Schock and Craig Cameron from St. Louis for Lou Angotti and a first-round choice in the 1971 NHL Draft.

Oct. 28, 1969 - Obtained Mike McMahon from Detroit for Billy Dea.

Goaltenders

GOALIE	W-L-O	GP	MP	GA	SO	GAA
Joe Daley	1-5-3	9	528	26	0	2.95
Al Smith	15-20-8	46	2555	129	2	3.03
Les Binkley	10-13-1	27	1477	79	3	3.21
TOTALS	26-38-12	76	4560	238	5	3.13

Scoring

PLAYERS	GP	G	A	PTS	PIM
Dean Prentice	75	26	25	51	14
Ken Schinkel	72	20	25	45	19
Michel Briere	76	12	32	44	20
Jean Pronovost	72	20	21	41	45
Bob Woytowich	68	8	25	33	49
Bryan Hextall	66	12	19	31	87
Ron Schock	76	8	21	29	40
Keith McCreary	60	18	8	26	67
Glen Sather	76	12	14	26	114
Val Fonteyne	68	11	15	26	2
Wally Boyer	72	11	12	23	34
Nick Harbaruk	74	5	17	22	56
Jim Morrison	59	5	15	20	40
Duane Rupp	64	2	14	16	18
Tracy Pratt	65	5	7	12	124
Bob Blackburn	60	4	7	11	51
Bryan Watson	61	1	9	10	189
Mike McMahon	12	1	3	4	19
Rick Kessell	8	1	2	3	2
Ron Snell	3	0	1	1	0
George Swarbrick	12	0	1	1	8
Les Binkley	27	0	1	1	0
Joe Daley	9	0	0	0	0
Dunc McCallum	14	0	0	0	16
Al Smith	46	0	0	0	20
Bench					4

Games

DATE	RESULT	SCORE	OPPONENT
Oct. 11	T	2-2	OAKLAND
Oct. 15	T	3-3	PHILADELPHIA
Oct. 18	T	3-3	BOSTON
Oct. 19	L	0-4	Boston
Oct. 21	L	3-4	Oakland
Oct. 22	L	0-2	Los Angeles
Oct. 25	W	4-1	Minnesota
Oct. 29	L	1-3	NEW YORK
Nov. 1	W	6-3	MINNESOTA
Nov. 2	L	3-4	Detroit
Nov. 5	L	2-4	DETROIT
Nov. 8	L	1-4	CHICAGO
Nov. 12	W	3-0	Toronto
Nov. 13	L	0-4	St. Louis
Nov. 15	W	3-1	LOS ANGELES
Nov. 19	L	0-4	ST. LOUIS
Nov. 22	W	5-3	PHILADELPHIA
Nov. 23	L	2-3	Chicago
Nov. 26	T	4-4	Minnesota
Nov. 29	W	5-3	OAKLAND
Nov. 30	T	3-3	Philadelphia
Dec. 3	W	2-1	DETROIT
Dec. 6	L	0-5	Toronto
Dec. 7	W	3-2	TORONTO
Dec. 10	W	2-0	Los Angeles
Dec. 12	L	1-4	Oakland
Dec. 14	L	1-2	Boston
Dec. 17	L	2-5	MONTREAL
Dec. 20	L	4-6	BOSTON
Dec. 21	L	0-4	Philadelphia
Dec. 26	W	3-2	New York
Dec. 27	L	0-3	CHICAGO
Dec. 31	W	4-2	MONTREAL
Jan. 3	L	0-6	St. Louis
Jan. 4	T	4-4	TORONTO
Jan. 7	L	3-5	NEW YORK
Jan. 8	L	1-3	Montreal
Jan. 10	L	3-5	DETROIT
Jan. 14	L	0-5	Chicago

DATE	RESULT	SCORE	OPPONENT
Jan. 17	L	0-4	Toronto
Jan. 18	W	6-4	Philadelphia
Jan. 21	T	3-3	OAKLAND
Jan. 24	W	4-2	LOS ANGELES
Jan. 25	L	1-3	Boston
Jan. 28	T	4-4	TORONTO
Jan. 31	W	2-1	ST. LOUIS
Feb. 1	L	0-6	New York
Feb. 4	W	7-5	Minnesota
Feb. 7	W	3-1	LOS ANGELES
Feb. 8	W	6-3	MINNESOTA
Feb. 11	L	1-7	Chicago
Feb. 14	L	0-3	BOSTON
Feb. 15	W	4-2	Detroit
Feb. 17	W	4-2	PHILADELPHIA
Feb. 19	W	6-1	Los Angeles
Feb. 21	L	3-6	Oakland
Feb. 25	L	2-3	Montreal
Feb. 26	W	1-0	LOS ANGELES
Feb. 28	W	3-2	OAKLAND
Mar. 4	W	2-1	MONTREAL
Mar. 5	L	3-5	Detroit
Mar. 7	T	2-2	ST. LOUIS
Mar. 8	T	0-0	New York
Mar. 11	T	2-2	Oakland
Mar. 12	L	1-4	Los Angeles
Mar. 14	L	3-6	Minnesota
Mar. 18	L	0-2	NEW YORK
Mar. 19	L	1-3	St. Louis
Mar. 21	L	3-5	CHICAGO
Mar. 22	L	4-5	Montreal
Mar. 25	W	2-0	MINNESOTA
Mar. 28	W	2-1	Philadelphia
Mar. 29	T	5-5	ST. LOUIS
Apr. 1	W	4-1	PHILADELPHIA
Apr. 4	L	1-3	St. Louis
Apr. 5	L	1-5	MINNESOTA

Home games in all CAPS

1970-71

Highlights

- Penguins post a seven-game home winning streak from Jan. 13 to Feb. 13.
- Greg Polis is named to the Western Division All-Star Team.
- Jean Pronovost records five points (2G-3A) during an 8-2 win against Detroit on Mar. 24.
- The Penguins set a home record with 18 wins, and set a team record with 20 ties during the season.

Transactions

Jan. 26, 1971 - Obtained Syl Apps and Sheldon Kannegiesser from the New York Rangers for Glen Sather.

Jan. 31, 1971 - Obtained Jean-Guy Lagace from Buffalo for Terry Bell.

Goaltenders

GOALIE	W-L-O	GP	MP	GA	SO	GAA
Les Binkley	11-11-10	34	1870	89	2	2.85
Al Smith	9-22-9	45	2472	128	2	3.10
Cam Newton	1-3-1	5	281	16	0	3.41
TOTALS	21-37-20	78	4680	240	4	3.07

Scoring

PLAYERS	GP	G	A	PTS	PIM
Bryan Hextall	76	16	32	48	133
Jean Pronovost	78	21	24	45	35
Andy Bathgate	76	15	29	44	34
Wally Boyer	68	11	30	41	30
Ron Schock	71	14	26	40	20
Dean Prentice	69	21	17	38	18
Ken Schinkel	50	15	19	34	6
Keith McCreary	59	21	12	33	24
Greg Polis	61	18	15	33	40
Duane Rupp	59	5	28	33	34
Dunc McCallum	77	9	20	29	95
Bob Woytowich	78	4	22	26	30
Nick Harbaruk	78	13	12	25	108
Syl Apps	31	9	16	25	21
Rod Zaine	37	8	5	13	21
Val Fonteyne	70	4	9	13	0
Glen Sather	46	8	3	11	96
Jim Morrison	73	0	10	10	32
Bob Blackburn	64	4	5	9	54
Bryan Watson	42	2	6	8	119
John Stewart	15	2	1	3	9
Robin Burns	10	0	3	3	4
Yvon Labre	21	1	1	2	19
Rick Kessell	6	0	2	2	2
Shel. Kannegiesser	18	0	2	2	29
Steve Cardwell	5	0	1	1	15
Lowell MacDonald	10	0	1	1	0
Paul Hoganson	2	0	0	0	0
Cam Newton	5	0	0	0	4
Les Binkley	34	0	0	0	0
Al Smith	45	0	0	0	41
Bench					6

Games

DATE	RESULT	SCORE	OPPONENT
Oct. 10	L	1-2	BUFFALO
Oct. 15	L	2-4	Minnesota
Oct. 17	T	0-0	PHILADELPHIA
Oct. 18	T	1-1	Buffalo
Oct. 21	L	2-4	Los Angeles
Oct. 23	W	3-1	California
Oct. 25	T	1-1	Vancouver
Oct. 28	W	5-3	LOS ANGELES
Oct. 31	L	2-5	CHICAGO
Nov. 1	L	2-3	Philadelphia
Nov. 4	W	8-3	VANCOUVER
Nov. 7	T	2-2	BOSTON
Nov. 8	T	3-3	Detroit
Nov. 10	L	1-5	LOS ANGELES
Nov. 11	T	3-3	New York
Nov. 14	W	6-1	CALIFORNIA
Nov. 19	L	0-1	ST. LOUIS
Nov. 21	W	6-1	DETROIT
Nov. 22	L	2-4	Boston
Nov. 24	T	4-4	Toronto
Nov. 25	T	4-4	BUFFALO
Nov. 28	L	1-5	Montreal
Nov. 29	L	2-6	New York
Dec. 2	T	3-3	MONTREAL
Dec. 5	W	3-1	VANCOUVER
Dec. 6	L	3-6	Boston
Dec. 8	W	4-0	TORONTO
Dec. 9	T	2-2	Minnesota
Dec. 11	L	2-3	St. Louis
Dec. 12	L	0-1	MINNESOTA
Dec. 16	L	2-4	TORONTO
Dec. 19	W	9-1	DETROIT
Dec. 20	L	1-2	Chicago
Dec. 23	L	1-6	New York
Dec. 25	L	4-8	Boston
Dec. 26	W	4-2	BOSTON
Dec. 30	T	3-3	Montreal
Dec. 31	W	4-1	MINNESOTA
Jan. 2	L	1-3	NEW YORK
Jan. 6	L	3-4	Philadelphia

DATE	RESULT	SCORE	OPPONENT
Jan. 9	L	2-5	Toronto
Jan. 13	W	4-2	LOS ANGELES
Jan. 14	T	2-2	Detroit
Jan. 16	W	4-3	Vancouver
Jan. 20	W	4-2	California
Jan. 21	L	2-4	Los Angeles
Jan. 23	W	4-1	VANCOUVER
Jan. 27	W	3-1	TORONTO
Jan. 28	L	1-4	Chicago
Jan. 30	W	3-1	CHICAGO
Feb. 3	W	6-1	CALIFORNIA
Feb. 5	T	2-2	St. Louis
Feb. 7	L	0-1	Chicago
Feb. 9	L	1-4	Montreal
Feb. 10	W	5-3	PHILADELPHIA
Feb. 13	W	5-4	CHICAGO
Feb. 14	L	4-5	Minnesota
Feb. 17	L	3-4	Toronto
Feb. 18	T	6-6	Buffalo
Feb. 20	L	0-2	NEW YORK
Feb. 24	T	5-5	ST. LOUIS
Feb. 27	L	0-4	NEW YORK
Feb. 28	L	2-4	Detroit
Mar. 3	W	4-0	MONTREAL
Mar. 6	L	3-6	BOSTON
Mar. 7	T	3-3	CALIFORNIA
Mar. 10	T	2-2	PHILADELPHIA
Mar. 13	T	0-0	MINNESOTA
Mar. 14	L	1-5	MONTREAL
Mar. 17	L	2-5	California
Mar. 19	L	4-6	Vancouver
Mar. 20	L	4-8	Los Angeles
Mar. 24	W	8-2	DETROIT
Mar. 28	L	1-3	Philadelphia
Mar. 31	L	4-6	BUFFALO
Apr. 1	T	3-3	Buffalo
Apr. 3	L	3-4	St. Louis
Apr. 4	T	1-1	ST. LOUIS

Home games in all CAPS

21-37-20, 6th, Western Division

1971-72

Highlights

- Red Kelly relinquishes general manager duties, and Jack Riley is named to the post.
- Jim Rutherford posts a seven-game unbeaten streak from Mar. 14 through Apr. 2.
- Syl Apps sets a new team mark with 44 assists, and ties the team record with 59 points during the regular season.
- Jean Pronovost and Greg Polis become the first Penguins to reach the 30-goal mark.
- Pittsburgh returns to the playoffs, but is swept in the first round by Chicago, 4-0.

Transactions

Jan. 11, 1972 - Obtained Al McDonough from Los Angeles for Bob Woytowich.

Mar. 4, 1972 - Obtained Eddie Shack from Buffalo for Rene Robert.

Goaltenders

GOALIE	W-L-O	GP	MP	GA	SO	GAA
Roy Edwards	2-8-4	15	847	36	0	2.55
Jim Rutherford	17-15-5	40	2160	116	1	3.22
Les Binkley	7-15-5	31	1673	98	0	3.51
TOTALS	26-38-14	78	4680	258	1	3.30

Scoring

PLAYERS	GP	G	A	PTS	PIM
Syl Apps	72	15	44	59	78
Jean Pronovost	68	30	23	53	12
Greg Polis	76	30	19	49	38
Ron Schock	77	17	29	46	22
Ken Schinkel	74	15	30	45	8
Bryan Hextall	78	20	24	44	126
Darryl Edestrand	77	10	23	33	52
Bob Leiter	78	14	17	31	18
Nick Harbaruk	78	12	17	29	46
Duane Rupp	34	4	18	22	32
Bryan Watson	75	3	17	20	212
Val Fonteyne	68	6	13	19	0
Al McDonough	37	7	11	18	8
Rene Robert	49	7	11	18	42
Steve Cardwell	28	7	8	15	18
Eddie Shack	13	5	9	14	12
Dave Burrows	77	2	10	12	48
Tim Horton	44	2	9	11	40
John Stewart	25	2	8	10	23
Keith McCreary	33	4	4	8	22
Joe Noris	35	2	5	7	20
Shel. Kannegiesser	54	2	4	6	47
Bob Woytowich	31	1	4	5	8
Bill Hicke	12	2	0	2	6
Brian McKenzie	6	1	1	2	4
Wally Boyer	1	0	1	1	0
Rick Kessell	3	0	1	1	0
Roy Edwards	15	0	1	1	0
Robin Burns	5	0	0	0	8
Les Binkley	31	0	0	0	2
Jim Rutherford	40	0	0	0	16
Bench					8

Games

DATE	RESULT	SCORE	OPPONENT
Oct. 9	W	3-2	PHILADELPHIA
Oct. 10	L	1-2	Buffalo
Oct. 13	W	4-1	Los Angeles
Oct. 16	W	2-1	Vancouver
Oct. 17	W	4-2	California
Oct. 20	W	8-1	LOS ANGELES
Oct. 23	L	2-5	CHICAGO
Oct. 24	T	1-1	New York
Oct. 27	L	4-6	CALIFORNIA
Oct. 28	L	0-2	Minnesota
Oct. 30	T	1-1	NEW YORK
Oct. 31	L	1-3	Detroit
Nov. 3	L	3-5	California
Nov. 5	L	2-4	Vancouver
Nov. 7	L	1-4	Chicago
Nov. 9	W	4-1	St. Louis
Nov. 10	W	3-1	VANCOUVER
Nov. 13	W	6-4	LOS ANGELES
Nov. 16	L	1-5	MINNESOTA
Nov. 18	L	3-4	Minnesota
Nov. 20	L	2-4	ST. LOUIS
Nov. 21	L	3-7	Chicago
Nov. 24	L	1-2	TORONTO
Nov. 27	L	1-3	Montreal
Dec. 1	W	4-2	DETROIT
Dec. 4	W	4-2	NEW YORK
Dec. 5	L	3-5	Boston
Dec. 8	T	1-1	CALIFORNIA
Dec. 11	T	3-3	BUFFALO
Dec. 12	L	1-6	New York
Dec. 15	L	2-3	Toronto
Dec. 18	L	3-4	BOSTON
Dec. 19	T	2-2	Boston
Dec. 22	L	2-4	New York
Dec. 25	W	4-2	MONTREAL
Dec. 26	L	1-6	Philadelphia
Dec. 28	L	2-4	TORONTO
Dec. 31	T	3-3	BUFFALO
Jan. 5	T	3-3	Chicago
Jan. 8	L	0-4	CHICAGO

DATE	RESULT	SCORE	OPPONENT
Jan. 9	L	2-4	Detroit
Jan. 12	T	2-2	BOSTON
Jan. 13	L	1-7	Montreal
Jan. 15	W	4-2	PHILADELPHIA
Jan. 19	L	1-6	VANCOUVER
Jan. 22	L	0-1	St. Louis
Jan. 23	T	3-3	MONTREAL
Jan. 26	L	1-2	ST. LOUIS
Jan. 29	L	2-4	CHICAGO
Jan. 30	L	0-4	Philadelphia
Feb. 3	W	4-3	St. Louis
Feb. 5	L	1-8	Los Angeles
Feb. 9	W	4-1	Toronto
Feb. 10	W	6-1	LOS ANGELES
Feb. 12	L	3-8	NEW YORK
Feb. 13	W	6-4	VANCOUVER
Feb. 16	W	4-2	TORONTO
Feb. 17	W	2-0	Buffalo
Feb. 19	L	2-6	DETROIT
Feb. 20	L	0-2	Minnesota
Feb. 23	L	0-2	Toronto
Feb. 26	W	5-2	PHILADELPHIA
Feb. 27	L	3-5	Montreal
Mar. 2	W	7-4	DETROIT
Mar. 4	W	4-2	MINNESOTA
Mar. 5	L	3-6	Detroit
Mar. 8	L	4-5	MONTREAL
Mar. 11	W	6-4	BOSTON
Mar. 12	T	4-4	Boston
Mar. 14	W	7-4	Vancouver
Mar. 18	T	4-4	Los Angeles
Mar. 19	T	3-3	California
Mar. 22	L	3-4	BUFFALO
Mar. 25	W	3-2	MINNESOTA
Mar. 26	T	2-2	Buffalo
Mar. 29	W	5-4	CALIFORNIA
Apr. 1	T	4-4	Philadelphia
Apr. 2	W	6-2	ST. LOUIS

Home games in all CAPS

26-38-14, 4th, Western Division

1972-73

Highlights

- The Penguins set the NHL records for fastest five goals [2:07] and the fastest six goals [5:02] on Nov. 22 vs. St. Louis.
- Syl Apps records six points (3G-3A) in a 9-1 win against the NY Islanders on Dec. 13.
- Ken Schinkel is named the third head coach in Penguins history on Jan. 13, one day after retiring as a player.
- Greg Polis is named MVP of the All-Star Game at Madison Square Garden after recording two goals for the Western Division.
- Syl Apps sets the team record with 85 points and 56 assists.
- Al McDonough sets a new team mark with 35 goals.

Transactions

Feb. 25, 1973 - Obtained Andy Brown from Detroit for a third-round choice in the 1973 NHL Draft and cash.

Goaltenders

GOALIE	W-L-O	GP	MP	GA	SO	GAA
Jim Rutherford	20-22-5	49	2660	129	3	2.91
Denis Herron	6-7-2	18	967	55	2	3.41
Cam Newton	3-4-0	11	533	35	0	3.94
Andy Brown	3-4-2	9	520	41	0	4.73
TOTALS	32-37-9	78	4680	265	5	3.40

Scoring

PLAYERS	GP	G	A	PTS	PIM
Syl Apps	77	29	56	85	18
Al McDonough	78	35	41	76	26
Lowell MacDonald	78	34	41	75	8
Bryan Hextall	78	21	33	54	113
Greg Polis	78	26	23	49	36
Ron Schock	78	13	36	49	23
Eddie Shack	74	25	20	45	84
Jean Pronovost	66	21	22	43	16
Darryl Edestrand	78	15	24	39	88
Dave Burrows	78	3	24	27	42
Nick Harbaruk	78	10	15	25	47
Ken Schinkel	42	11	10	21	16
Duane Rupp	78	7	13	20	62
Jack Lynch	47	1	18	19	40
Bryan Watson	69	1	17	18	179
Rick Kessel	67	1	13	14	0
Jean-Guy Lagace	31	1	5	6	32
Steve Cardwell	20	2	2	4	2
Jim Shires	18	1	2	3	2
Robin Burns	26	0	2	2	20
Jim Wiley	4	0	1	1	0
Cam Newton	11	0	1	1	2
Denis Herron	18	0	1	1	0
Shel. Kannegiesser	3	0	0	0	0
Andy Brown	9	0	0	0	4
Ron Lalonde	9	0	0	0	2
Jim Rutherford	49	0	0	0	0
Bench					6

Games

DATE	RESULT	SCORE	OPPONENT
Oct. 7	W	4-2	LOS ANGELES
Oct. 11	W	5-2	St. Louis
Oct. 14	W	5-2	CALIFORNIA
Oct. 15	L	4-8	Boston
Oct. 17	W	5-0	NY Islanders
Oct. 18	L	3-4	Toronto
Oct. 21	L	2-4	BOSTON
Oct. 24	W	4-0	Vancouver
Oct. 27	L	3-6	California
Oct. 28	L	2-5	Los Angeles
Nov. 1	L	1-7	MONTREAL
Nov. 2	L	2-4	Philadelphia
Nov. 4	W	6-4	NY RANGERS
Nov. 5	T	1-1	Detroit
Nov. 8	W	5-2	PHILADELPHIA
Nov. 11	L	3-4	VANCOUVER
Nov. 12	L	0-1	Buffalo
Nov. 15	W	7-1	MINNESOTA
Nov. 18	W	6-1	ATLANTA
Nov. 19	W	5-3	NY Rangers
Nov. 22	W	10-4	ST. LOUIS
Nov. 25	T	2-2	NY ISLANDERS
Nov. 26	L	2-6	Atlanta
Nov. 29	W	7-4	TORONTO
Dec. 2	W	3-2	CHICAGO
Dec. 3	L	2-4	Chicago
Dec. 6	T	4-4	California
Dec. 9	L	1-3	Los Angeles
Dec. 13	W	9-1	NY ISLANDERS
Dec. 16	W	5-3	ATLANTA
Dec. 17	L	1-9	NY Rangers
Dec. 19	L	2-3	BOSTON
Dec. 23	L	3-6	Montreal
Dec. 26	T	1-1	Detroit
Dec. 27	T	3-3	Toronto
Dec. 29	L	0-4	TORONTO
Dec. 30	T	2-2	DETROIT
Jan. 2	L	4-5	St. Louis
Jan. 3	W	5-3	Chicago
Jan. 6	W	4-2	VANCOUVER

DATE	RESULT	SCORE	OPPONENT
Jan. 7	L	0-3	NY Rangers
Jan. 10	L	1-2	DETROIT
Jan. 13	W	3-1	LOS ANGELES
Jan. 14	L	2-3	Detroit
Jan. 17	L	4-6	Montreal
Jan. 18	L	2-5	MONTREAL
Jan. 20	W	3-0	BOSTON
Jan. 21	L	3-9	Chicago
Jan. 24	W	5-2	TORONTO
Jan. 25	L	3-6	Philadelphia
Jan. 27	L	3-5	PHILADELPHIA
Jan. 31	W	4-1	LOS ANGELES
Feb. 3	W	2-1	MINNESOTA
Feb. 4	L	3-4	Minnesota
Feb. 7	L	2-5	Montreal
Feb. 10	L	3-6	Boston
Feb. 14	W	6-2	VANCOUVER
Feb. 17	T	3-3	BUFFALO
Feb. 18	L	1-4	Buffalo
Feb. 20	W	4-0	NY Islanders
Feb. 22	W	2-1	NY ISLANDERS
Feb. 24	W	2-0	CHICAGO
Feb. 25	L	1-2	Buffalo
Feb. 28	W	4-2	ST. LOUIS
Mar. 3	L	1-2	CALIFORNIA
Mar. 4	L	2-5	MINNESOTA
Mar. 7	L	4-10	Minnesota
Mar. 10	L	4-5	NY RANGERS
Mar. 11	L	2-3	Philadelphia
Mar. 14	W	3-2	Los Angeles
Mar. 16	T	5-5	California
Mar. 17	L	1-6	Vancouver
Mar. 21	W	5-2	CALIFORNIA
Mar. 24	T	4-4	BUFFALO
Mar. 25	W	4-2	Atlanta
Mar. 28	W	6-3	ATLANTA
Mar. 31	L	2-7	St. Louis
Apr. 1	W	5-4	PHILADELPHIA

Home games in all CAPS

32-37-9, 5th, Western Division

1973-74

Highlights

- Marc Boileau replaces Ken Schinkel as head coach on Feb. 6, and compiles a 14-10-4 record.
- The "Century Line" of Syl Apps, Jean Pronovost and Lowell MacDonald combines for 107 goals, the second-highest total in the NHL.
- Syl Apps finishes seventh in league scoring with 85 points (24G-61A), and Lowell MacDonald finishes ninth overall with 82 points (43G-39A).
- Apps' 61 assists and MacDonald's 43 goals both set new team records.

Transactions

Jan. 17, 1974 - Obtained Ron Stackhouse from Detroit for Jim Rutherford and Jack Lynch.

Jan. 17, 1974 - Obtained Bob Kelly, Ab DeMarco and Steve Durbano from St. Louis for Greg Polis, Bryan Watson and a second-round choice in the 1974 NHL Draft.

Goaltenders

GOALIE	W-L-O	GP	MP	GA	SO	GAA
Gary Inness	7-10-1	20	1032	56	0	3.26
Jim Rutherford	7-12-4	26	1432	82	0	3.44
Andy Brown	13-16-4	36	1956	115	1	3.53
Denis Herron	1-3-0	5	260	18	0	4.15
TOTALS	28-41-9	78	4680	273	1	3.50

Scoring

PLAYERS	GP	G	A	PTS	PIM
Syl Apps	75	24	61	85	37
Lowell MacDonald	78	43	39	82	14
Jean Pronovost	77	40	32	72	22
Ron Schock	77	14	29	43	22
Al McDonough	37	14	22	36	12
Greg Polis	41	14	13	27	32
Ron Lalonde	73	10	17	27	14
Wayne Bianchin	69	12	13	25	38
Bernie Lukowich	53	9	10	19	32
Ab DeMarco	34	7	12	19	4
Bob McManama	47	5	14	19	18
Ron Stackhouse	36	4	15	19	33
Chuck Arnason	41	13	5	18	4
Steve Durbano	33	4	14	18	138
Bob Kelly	30	7	10	17	78
Dave Burrows	71	3	14	17	30
Ted Snell	55	4	12	16	8
Nick Beverley	67	2	14	16	21
Blaine Stoughton	34	5	6	11	8
Bryan Hextall	37	2	7	9	39
Bob Paradise	38	2	7	9	39
Jean Guy Lagace	31	2	6	8	34
Jack Lynch	17	0	7	7	21
Bryan Watson	38	1	4	5	137
Yvon Labre	16	1	2	3	13
Larry Bignell	20	0	3	3	2
Jim Wiley	22	0	3	3	2
Ron Jones	25	0	3	3	15
Jim Rutherford	26	0	1	1	2
Darryl Edestrand	3	0	0	0	0
Hank Nowak	13	0	0	0	11
Denis Herron	5	0	0	0	0
Gary Inness	20	0	0	0	0
Andy Brown	36	0	0	0	60
Bench					10

Games

DATE	RESULT	SCORE	OPPONENT
Oct. 12	W	4-3	Atlanta
Oct. 13	L	2-8	NY RANGERS
Oct. 17	W	4-2	Minnesota
Oct. 20	W	5-3	CALIFORNIA
Oct. 21	L	2-8	Boston
Oct. 24	L	2-3	MONTREAL
Oct. 27	L	0-6	PHILADELPHIA
Oct. 28	W	7-2	NY Rangers
Oct. 31	T	1-1	Montreal
Nov. 3	L	0-6	Toronto
Nov. 4	L	0-7	Philadelphia
Nov. 7	T	1-1	NY ISLANDERS
Nov. 10	T	4-4	ATLANTA
Nov. 13	W	5-2	MINNESOTA
Nov. 15	L	3-5	St. Louis
Nov. 17	L	1-4	CHICAGO
Nov. 18	L	0-7	NY Rangers
Nov. 21	W	5-4	VANCOUVER
Nov. 22	W	4-2	Toronto
Nov. 24	L	2-5	MONTREAL
Nov. 28	L	3-4	TORONTO
Dec. 1	T	2-2	ATLANTA
Dec. 2	L	1-2	Chicago
Dec. 5	L	1-4	Los Angeles
Dec. 7	L	3-4	California
Dec. 8	L	2-3	Vancouver
Dec. 12	W	9-1	CALIFORNIA
Dec. 15	L	0-2	DETROIT
Dec. 16	W	2-1	Atlanta
Dec. 20	L	5-6	Boston
Dec. 22	L	1-4	NY RANGERS
Dec. 23	L	2-3	Buffalo
Dec. 26	T	2-2	Detroit
Dec. 28	L	1-3	ST. LOUIS
Dec. 29	L	2-4	CHICAGO
Jan. 2	L	4-8	Minnesota
Jan. 3	L	1-6	Buffalo
Jan. 5	W	5-2	BUFFALO
Jan. 9	L	4-6	TORONTO
Jan. 12	W	5-2	BUFFALO

DATE	RESULT	SCORE	OPPONENT
Jan. 13	L	3-5	BOSTON
Jan. 16	L	0-2	LOS ANGELES
Jan. 18	W	6-2	Vancouver
Jan. 20	W	5-3	Philadelphia
Jan. 23	W	4-1	ST. LOUIS
Jan. 26	L	0-2	LOS ANGELES
Jan. 27	L	5-6	Detroit
Jan. 30	L	2-4	NY RANGERS
Feb. 2	L	1-3	CHICAGO
Feb. 3	L	4-5	Boston
Feb. 7	L	4-5	Philadelphia
Feb. 9	W	3-2	NY Islanders
Feb. 10	L	3-5	Chicago
Feb. 13	W	5-3	DETROIT
Feb. 16	W	7-3	CALIFORNIA
Feb. 20	T	1-1	ST. LOUIS
Feb. 23	L	2-6	BOSTON
Feb. 24	W	4-2	Chicago
Feb. 27	W	4-1	LOS ANGELES
Feb. 28	L	1-7	Montreal
Mar. 2	W	6-1	VANCOUVER
Mar. 5	W	2-1	NY Islanders
Mar. 7	T	2-2	Toronto
Mar. 9	W	7-5	St. Louis
Mar. 10	L	4-5	MONTREAL
Mar. 13	L	1-5	Los Angeles
Mar. 15	W	6-1	California
Mar. 16	W	8-6	Vancouver
Mar. 20	T	1-1	NY ISLANDERS
Mar. 23	L	1-5	Minnesota
Mar. 24	W	8-0	DETROIT
Mar. 27	T	3-3	MINNESOTA
Mar. 30	L	3-4	St. Louis
Mar. 31	W	4-2	ATLANTA
Apr. 2	L	2-3	NY Islanders
Apr. 4	W	4-2	BUFFALO
Apr. 6	W	6-1	PHILADELPHIA
Apr. 7	L	3-6	Atlanta

Home games in all CAPS

28-41-9, 5th, Western Division

1974-75

Highlights

- Syl Apps is named MVP of the All-Star Game at Montreal after recording two goals for the Wales Conference.
- The Penguins record their 200th franchise victory with a 6-1 win over Chicago on Jan. 29.
- Ron Stackhouse records six assists on Mar. 8 vs. Philadelphia.
- Pierre Larouche records 68 points (31G-37A) to lead all NHL rookies.

Transactions

Sept. 13, 1974 - Obtained Rick Kehoe from Toronto for Blaine Stoughton and a first-round choice in the 1977 NHL Draft.

Nov. 4, 1974 - Obtained Barry Wilkins from Vancouver for Ab DeMarco.

Dec. 14, 1974 - Obtained Lew Morrison from Washington for Ron Lalonde.

Jan. 10, 1975 - Obtained Michel Plasse from Kansas City for Jean-Guy Lagace and Denis Herron.

Goaltenders

GOALIE	W-L-O	GP	MP	GA	SO	GAA
Gary Inness	24-18-10	57	3122	161	2	3.09
Michel Plasse	9-5-4	20	1094	73	0	4.00
Bob Johnson	3-4-1	12	476	40	0	5.04
Denis Herron	1-1-0	3	108	11	0	6.11
TOTALS	37-28-15	80	4800	289	2	3.61

Scoring

PLAYERS	GP	G	A	PTS	PIM
Ron Schock	80	23	63	86	36
Syl Apps	79	24	55	79	43
Jean Pronovost	78	43	32	75	37
Vic Hadfield	78	31	42	73	72
Pierre Larouche	79	31	37	68	52
Rick Kehoe	76	32	31	63	22
Lowell MacDonald	71	27	33	60	24
Ron Stackhouse	72	15	45	60	52
Chuck Arnason	78	26	32	58	32
Bob Kelly	69	27	24	51	120
Barry Wilkins	59	5	29	34	97
Colin Campbell	59	4	15	19	172
Pete Laframboise	35	5	13	18	8
Bob Paradise	78	3	15	18	109
Dennis Owchar	46	6	11	17	67
Dave Burrows	78	2	15	17	49
Bob McManama	40	5	9	14	6
Lew Morrison	52	7	5	12	4
Nelson Debenedet	31	6	3	9	11
Jean Guy Lagace	27	1	8	9	39
Kelly Pratt	22	0	6	6	15
Ab DeMarco	8	2	1	3	4
Ron Lalonde	24	0	3	3	0
Gary Inness	57	0	2	2	2
Mario Faubert	10	1	0	1	6
Steve Durbano	1	0	1	1	10
Michel Plasse	20	0	1	1	6
Yves Bergeron	2	0	0	0	0
Wayne Bianchin	2	0	0	0	0
Denis Herron	3	0	0	0	0
Bob Stumpf	3	0	0	0	4
Harvey Bennett	7	0	0	0	0
Bob Johnson	12	0	0	0	6
Bench					14

Games

DATE	RESULT	SCORE	OPPONENT
Oct. 9	W	4-2	Minnesota
Oct. 12	W	7-2	DETROIT
Oct. 19	L	3-6	PHILADELPHIA
Oct. 20	L	1-5	Atlanta
Oct. 23	T	5-5	BOSTON
Oct. 26	L	4-5	NY RANGERS
Oct. 28	L	0-2	Los Angeles
Nov. 1	L	4-7	Vancouver
Nov. 3	T	3-3	Chicago
Nov. 5	W	5-3	Kansas City
Nov. 7	L	3-5	LOS ANGELES
Nov. 9	W	5-2	CALIFORNIA
Nov. 10	L	3-8	Buffalo
Nov. 13	W	8-2	NY ISLANDERS
Nov. 16	W	8-1	WASHINGTON
Nov. 17	W	6-0	Washington
Nov. 19	L	3-4	NY Islanders
Nov. 20	W	8-5	Toronto
Nov. 23	T	0-0	LOS ANGELES
Nov. 24	L	5-7	NY Rangers
Nov. 27	L	2-3	MONTREAL
Nov. 30	T	5-5	BUFFALO
Dec. 1	L	3-6	Buffalo
Dec. 4	W	4-2	TORONTO
Dec. 7	L	2-5	Montreal
Dec. 8	L	2-3	Boston
Dec. 12	T	3-3	MONTREAL
Dec. 14	W	6-3	CHICAGO
Dec. 15	W	3-2	Detroit
Dec. 18	L	4-6	Toronto
Dec. 19	T	4-4	KANSAS CITY
Dec. 21	L	7-8	Minnesota
Dec. 22	L	0-4	Philadelphia
Dec. 26	T	2-2	ST. LOUIS
Dec. 28	T	3-3	ATLANTA
Dec. 30	W	7-5	TORONTO
Jan. 2	W	6-3	MINNESOTA
Jan. 4	W	4-3	VANCOUVER
Jan. 8	L	5-7	Chicago
Jan. 10	T	3-3	Atlanta
Jan. 11	W	6-3	CALIFORNIA

DATE	RESULT	SCORE	OPPONENT
Jan. 15	W	5-3	ATLANTA
Jan. 18	T	4-4	BOSTON
Jan. 19	W	3-2	Washington
Jan. 22	W	7-5	CALIFORNIA
Jan. 25	W	5-2	NY RANGERS
Jan. 26	L	2-7	Montreal
Jan. 29	W	6-1	CHICAGO
Jan. 30	L	2-5	Detroit
Feb. 1	T	4-4	St. Louis
Feb. 4	W	3-2	Vancouver
Feb. 5	W	3-2	Los Angeles
Feb. 7	W	4-1	California
Feb. 11	L	1-2	NY Islanders
Feb. 12	T	3-3	BUFFALO
Feb. 15	W	8-3	Toronto
Feb. 16	W	3-2	NY ISLANDERS
Feb. 19	T	2-2	LOS ANGELES
Feb. 22	W	3-2	ST. LOUIS
Feb. 23	L	1-3	DETROIT
Feb. 25	L	4-6	Boston
Feb. 26	W	3-1	WASHINGTON
Mar. 1	W	7-3	VANCOUVER
Mar. 2	W	8-6	NY Rangers
Mar. 5	T	4-4	Kansas City
Mar. 8	W	8-2	PHILADELPHIA
Mar. 9	L	4-8	Buffalo
Mar. 12	W	5-3	BOSTON
Mar. 13	L	0-6	Philadelphia
Mar. 15	W	12-1	WASHINGTON
Mar. 16	W	6-3	KANSAS CITY
Mar. 18	L	2-5	St. Louis
Mar. 19	T	3-3	California
Mar. 22	L	0-4	Los Angeles
Mar. 26	W	6-4	MONTREAL
Mar. 29	W	4-2	Detroit
Mar. 30	W	4-1	MINNESOTA
Apr. 2	L	0-6	Montreal
Apr. 5	W	7-1	DETROIT
Apr. 6	L	4-8	Washington

Home games in all CAPS

37-28-15, 3rd, Norris Division

1975-76

Highlights

- Jean Pronovost records a 16-game point streak from Nov. 1 to Dec. 3.
- The Penguins post an 11-game unbeaten streak (7-0-4) from Feb. 7 through Feb. 28.
- Pierre Larouche finishes fifth overall in league scoring with 111 points (53G-58A), and is joined in the top 10 by Jean Pronovost (52G-52A=104PTS, eighth) and Syl Apps (32G-67A=99PTS, 10th).
- Larouche's 53 goals and Apps' 67 assists establish new team records.

Transactions

Dec. 16, 1975 - Obtained Stan Gilbertson from Washington for Harvey Bennett.

Jan. 9, 1976 - Obtained Ed Gilbert, Simon Nolet and a first-round choice in the 1976 NHL Draft from Kansas City for Steve Durbano, Chuck Arnason and a first-round choice in the 1976 NHL Draft.

Mar. 8, 1976 - Obtained Ed Van Impe and Bob Taylor from Philadelphia for Gary Inness and future considerations.

Goaltenders

GOALIE	W-L-O	GP	MP	GA	SO	GAA
Michel Plasse	24-19-10	55	3096	178	2	3.45
Gary Inness	8-9-2	23	1212	82	0	4.06
Gordie Laxton	3-4-0	8	414	31	0	4.49
Bob Taylor	0-1-0	2	78	7	0	5.38
TOTALS	35-33-12	80	4800	303	2	3.79

Scoring

PLAYERS	GP	G	A	PTS	PIM
Pierre Larouche	76	53	58	111	33
Jean Pronovost	80	52	52	104	24
Syl Apps	80	32	67	99	24
Rick Kehoe	71	29	47	76	6
Lowell MacDonald	69	30	43	73	12
Ron Stackhouse	80	11	60	71	76
Vic Hadfield	76	30	35	65	46
Ron Schock	80	18	44	62	28
Bob Kelly	77	25	30	55	149
Dave Burrows	80	7	22	29	51
Barry Wilkins	75	0	27	27	106
Stan Gilbertson	48	13	8	21	6
Simon Nolet	39	9	8	17	2
Colin Campbell	64	7	10	17	105
Dennis Owchar	54	5	12	17	19
Chuck Arnason	30	7	3	10	14
Lew Morrison	78	4	5	9	8
Mario Faubert	21	1	8	9	10
Steve Durbano	32	0	8	8	161
Harvey Bennett	25	3	3	6	53
Wayne Bianchin	14	1	5	6	4
Ed Van Impe	12	0	5	5	16
Bob McManama	12	1	2	3	4
Ed Gilbert	38	1	1	2	0
Jacques Cossette	7	0	2	2	9
Michel Plasse	55	0	2	2	18
Bob Taylor	2	0	0	0	0
Gordie Laxton	8	0	0	0	0
Bob Paradise	9	0	0	0	4
Gary Inness	23	0	0	0	2
Bench					14

Games

DATE	RESULT	SCORE	OPPONENT
Oct. 7	W	4-2	Washington
Oct. 11	W	7-5	WASHINGTON
Oct. 15	W	8-4	Toronto
Oct. 18	W	6-1	DETROIT
Oct. 21	L	1-7	MONTREAL
Oct. 25	T	4-4	PHILADELPHIA
Oct. 30	L	0-4	Los Angeles
Nov. 1	L	3-7	Minnesota
Nov. 2	L	2-7	Buffalo
Nov. 5	W	7-6	NY ISLANDERS
Nov. 6	W	5-3	St. Louis
Nov. 8	L	5-7	CHICAGO
Nov. 9	L	4-6	Philadelphia
Nov. 12	T	6-6	Washington
Nov. 13	L	4-5	MONTREAL
Nov. 15	L	2-5	BUFFALO
Nov. 18	L	3-5	CALIFORNIA
Nov. 21	W	4-1	Atlanta
Nov. 22	W	6-3	LOS ANGELES
Nov. 26	W	5-2	DETROIT
Nov. 29	W	8-3	NY RANGERS
Nov. 30	L	2-4	Boston
Dec. 3	T	3-3	Chicago
Dec. 4	L	1-6	NY Islanders
Dec. 7	W	6-3	TORONTO
Dec. 9	L	2-3	Kansas City
Dec. 10	L	2-3	Detroit
Dec. 13	T	4-4	BOSTON
Dec. 14	L	4-7	Montreal
Dec. 17	W	9-2	California
Dec. 19	L	1-5	Vancouver
Dec. 20	W	5-1	Los Angeles
Dec. 23	L	3-4	NY Rangers
Dec. 26	L	3-4	Atlanta
Dec. 27	W	3-2	ATLANTA
Dec. 31	W	5-1	LOS ANGELES
Jan. 3	L	4-8	PHILADELPHIA
Jan. 4	L	3-5	Chicago
Jan. 7	L	1-4	California
Jan. 10	T	3-3	VANCOUVER
Jan. 11	L	0-6	Buffalo

DATE	RESULT	SCORE	OPPONENT
Jan. 13	L	2-6	Boston
Jan. 15	L	1-4	Philadelphia
Jan. 17	W	3-2	BUFFALO
Jan. 18	W	8-3	NY RANGERS
Jan. 22	L	3-4	MONTREAL
Jan. 24	W	8-2	WASHINGTON
Jan. 25	T	1-1	MINNESOTA
Jan. 29	W	6-2	KANSAS CITY
Jan. 31	T	4-4	Kansas City
Feb. 1	W	7-1	TORONTO
Feb. 5	L	1-5	Boston
Feb. 7	W	7-3	Los Angeles
Feb. 8	W	7-3	Vancouver
Feb. 11	T	4-4	California
Feb. 14	T	4-4	NY Islanders
Feb. 15	W	6-4	LOS ANGELES
Feb. 17	W	6-1	KANSAS CITY
Feb. 19	W	7-5	TORONTO
Feb. 21	W	10-1	CHICAGO
Feb. 22	T	2-2	Detroit
Feb. 25	T	3-3	ATLANTA
Feb. 28	W	5-4	VANCOUVER
Feb. 29	L	3-5	ST. LOUIS
Mar. 2	W	6-2	Minnesota
Mar. 6	W	5-0	MINNESOTA
Mar. 7	L	3-5	NY ISLANDERS
Mar. 10	L	6-7	BUFFALO
Mar. 13	W	4-2	CALIFORNIA
Mar. 14	W	7-1	ST. LOUIS
Mar. 16	L	4-5	Montreal
Mar. 19	W	7-3	Washington
Mar. 21	W	4-2	NY Rangers
Mar. 24	T	5-5	BOSTON
Mar. 25	L	2-5	St. Louis
Mar. 28	W	3-0	DETROIT
Mar. 29	L	4-5	Toronto
Mar. 31	L	3-7	Montreal
Apr. 3	L	4-5	WASHINGTON
Apr. 4	W	6-5	Detroit

Home games in all CAPS

35-33-12, 3rd, Norris Division

1976-77

Highlights

- Pierre Larouche records his fourth career hat trick in a 6-6 tie at Toronto on Feb. 19.
- Dunc Wilson and Denis Herron combine for 52 saves in a 7-3 loss to Atlanta on Mar. 15.
- Wayne Bianchin and Atlanta's Guy Chouinard record goals just four seconds apart on Mar. 15 to set the NHL record for two fastest goals.

Transactions

- Aug. 11, 1976** - Obtained Don Awrey from Montreal for a third-round choice in the 1978 NHL Draft.
- Oct. 8, 1976** - Obtained Dunc Wilson from the New York Rangers for cash and other considerations.
- Oct. 18, 1976** - Obtained Mike Corrigan from Los Angeles for a fifth-round choice in the 1977 NHL Draft.

Goaltenders

GOALIE	W-L-O	GP	MP	GA	SO	GAA
Denis Herron	15-11-5	34	1920	94	1	2.94
Dunc Wilson	18-19-7	45	2627	129	5	2.95
Gordie Laxton	1-3-1	6	253	26	0	6.17
TOTALS	34-33-13	80	4800	252	6	3.15

Scoring

PLAYERS	GP	G	A	PTS	PIM
Jean Pronovost	79	33	31	64	24
Pierre Larouche	65	29	34	63	14
Syl Apps	72	18	43	61	20
Rick Kehoe	80	30	27	57	10
Ron Schock	80	17	32	49	10
Mike Corrigan	73	14	27	41	36
Ron Stackhouse	80	7	34	41	72
Greg Malone	66	18	19	37	43
Blair Chapman	80	14	23	37	16
Wayne Bianchin	79	28	6	34	28
Bob Kelly	74	10	21	31	115
Dennis Owchar	46	5	18	23	37
Stan Gilbertson	67	6	9	15	13
Mario Faubert	47	2	11	13	32
Russ Anderson	66	2	11	13	81
Don Awrey	79	1	12	13	40
Dave Burrows	69	3	6	9	29
Lew Morrison	76	2	1	3	0
Ed Van Impe	10	0	3	3	6
Lowell MacDonald	3	1	1	2	0
Vic Hadfield	9	0	2	2	0
Tom Price	7	0	2	2	4
Denis Herron	34	0	1	1	4
Dunc Wilson	45	0	1	1	21
Yves Bergeron	1	0	0	0	0
Steve Lyon	3	0	0	0	2
Gordie Laxton	6	0	0	0	0
Ed Gilbert	7	0	0	0	0
Bench					12

Games

DATE	RESULT	SCORE	OPPONENT
Oct. 6	W	9-5	VANCOUVER
Oct. 7	L	1-10	Montreal
Oct. 9	L	4-7	LOS ANGELES
Oct. 13	L	1-4	Chicago
Oct. 15	L	1-2	Atlanta
Oct. 16	W	4-3	DETROIT
Oct. 20	T	4-4	Toronto
Oct. 23	L	1-9	MONTREAL
Oct. 24	T	3-3	ATLANTA
Oct. 27	T	4-4	Buffalo
Oct. 28	L	0-3	Philadelphia
Oct. 30	T	2-2	NY RANGERS
Nov. 2	W	7-1	LOS ANGELES
Nov. 5	W	4-1	Colorado
Nov. 7	T	2-2	Cleveland
Nov. 10	L	2-3	Minnesota
Nov. 13	W	1-0	PHILADELPHIA
Nov. 14	W	5-1	NY Rangers
Nov. 20	L	2-5	COLORADO
Nov. 21	W	5-0	CHICAGO
Nov. 24	L	0-4	BOSTON
Nov. 26	W	3-1	Cleveland
Nov. 27	L	1-3	NY ISLANDERS
Nov. 30	L	4-6	Washington
Dec. 2	W	4-2	NY Islanders
Dec. 4	L	1-3	Montreal
Dec. 7	W	6-2	MINNESOTA
Dec. 9	W	2-1	Buffalo
Dec. 11	L	3-6	NY Islanders
Dec. 12	W	5-3	ST. LOUIS
Dec. 16	W	5-4	CLEVELAND
Dec. 18	L	3-5	WASHINGTON
Dec. 19	L	3-6	Boston
Dec. 22	W	5-2	Toronto
Dec. 23	L	2-5	Detroit
Dec. 26	W	4-2	TORONTO
Dec. 29	T	3-3	MONTREAL
Jan. 1	W	6-3	BUFFALO
Jan. 4	T	2-2	VANCOUVER
Jan. 6	T	3-3	Washington
Jan. 8	W	4-2	CHICAGO

DATE	RESULT	SCORE	OPPONENT
Jan. 11	L	0-2	TORONTO
Jan. 15	W	5-2	BUFFALO
Jan. 16	L	5-6	ATLANTA
Jan. 19	W	3-0	Vancouver
Jan. 20	L	3-5	Los Angeles
Jan. 22	W	3-2	NY ISLANDERS
Jan. 27	W	3-0	NY Rangers
Jan. 29	L	2-5	PHILADELPHIA
Jan. 30	W	5-2	BOSTON
Feb. 2	W	5-2	MINNESOTA
Feb. 3	T	0-0	Cleveland
Feb. 5	W	3-1	DETROIT
Feb. 6	L	2-5	Colorado
Feb. 8	L	3-6	St. Louis
Feb. 11	L	2-3	Vancouver
Feb. 12	W	3-2	Los Angeles
Feb. 16	T	4-4	MONTREAL
Feb. 19	T	6-6	Toronto
Feb. 20	W	4-1	CLEVELAND
Feb. 22	L	1-3	Washington
Feb. 24	L	2-3	Detroit
Feb. 26	W	2-1	WASHINGTON
Feb. 27	T	2-2	BOSTON
Mar. 2	L	0-5	LOS ANGELES
Mar. 3	L	1-5	Montreal
Mar. 5	T	3-3	Los Angeles
Mar. 6	W	2-1	St. Louis
Mar. 9	W	3-0	COLORADO
Mar. 12	W	3-2	BUFFALO
Mar. 13	L	0-4	Philadelphia
Mar. 15	L	3-7	Atlanta
Mar. 16	W	7-3	ST. LOUIS
Mar. 19	L	2-5	NY RANGERS
Mar. 20	L	2-3	Chicago
Mar. 22	W	4-2	Minnesota
Mar. 27	L	0-3	Boston
Mar. 30	L	3-4	WASHINGTON
Apr. 2	W	4-3	Detroit
Apr. 3	W	4-2	DETROIT

Home games in all CAPS

34-33-13, 3rd, Norris Division

1977-78

Highlights

- Johnny Wilson is named head coach on June 13.
- Pete Mahovlich records a hat trick in his first game with the Penguins, a 6-4 win over Detroit on Nov. 30.
- Jean Pronovost posts a seven-game goal streak from Jan. 2 through Jan. 14.
- Edward J. DeBartolo takes control of the Penguins on Apr. 5.

Transactions

Sept. 20, 1977 - Obtained Brian Spencer from Buffalo for Ron Schock.

Oct. 1, 1977 - Obtained Bob Paradise from Washington for the rights to Don Awrey.

Nov. 2, 1977 - Obtained Gene Carr, Dave Schultz and a fourth-round choice in the 1978 NHL Draft from Los Angeles for Syl Apps and Hartland Monahan.

Nov. 29, 1977 - Obtained Peter Lee and Pete Mahovlich from Montreal for Pierre Larouche and the rights to Peter Marsh.

Goaltenders

GOALIE	W-L-O	GP	MP	GA	SO	GAA
Denis Herron	20-25-15	60	3534	210	0	3.57
Dunc Wilson	5-11-3	21	1180	95	0	4.83
Gordie Laxton	0-1-0	2	73	9	0	7.40
Greg Redquest	0-0-0	1	13	3	0	13.85
TOTALS	25-37-18	80	4800	321	0	4.01

Scoring

PLAYERS	GP	G	A	PTS	PIM
Jean Pronovost	79	40	25	65	50
Pete Mahovlich	57	25	36	61	37
Greg Malone	78	18	43	61	80
Gene Carr	70	17	37	54	76
Rick Kehoe	70	29	21	50	10
Blair Chapman	75	24	20	44	37
Tom Edur	58	5	38	43	18
Dave Schultz	66	9	25	34	378
Wayne Bianchin	61	20	13	33	40
Brian Spencer	79	9	11	20	81
Mike Corrigan	25	8	12	20	10
Ron Stackhouse	50	5	15	20	36
Dave Burrows	67	4	15	19	24
Peter Lee	60	5	13	18	19
Russ Anderson	74	2	16	18	150
Lowell MacDonald	19	5	8	13	2
John Flesch	29	7	5	12	19
Bob Paradise	64	2	10	12	53
Pierre Larouche	20	6	5	11	0
Dennis Owchar	22	2	8	10	23
Colin Campbell	55	1	9	10	103
Tom Cassidy	26	3	4	7	15
Syl Apps	9	0	7	7	0
Jim Hamilton	25	2	4	6	2
Mario Faubert	18	0	6	6	11
Derek Sanderson	13	3	1	4	0
Jacques Cossette	19	1	2	3	4
Hartland Monahan	7	2	0	2	2
Lew Morrison	8	0	2	2	0
Dunc Wilson	21	0	1	1	0
Denis Herron	60	0	1	1	6
Greg Redquest	1	0	0	0	0
Kim Davis	1	0	0	0	0
Gordie Laxton	2	0	0	0	0
Tom Price	10	0	0	0	0
Bench					14

Games

DATE	RESULT	SCORE	OPPONENT
Oct. 12	W	4-2	ST. LOUIS
Oct. 14	L	1-2	Washington
Oct. 15	L	2-8	PHILADELPHIA
Oct. 19	T	3-3	NY Rangers
Oct. 20	L	0-11	Philadelphia
Oct. 22	W	5-2	ATLANTA
Oct. 23	W	3-2	Cleveland
Oct. 26	L	3-4	DETROIT
Oct. 29	L	3-5	BOSTON
Nov. 2	L	1-3	Detroit
Nov. 4	L	2-5	Atlanta
Nov. 5	L	3-4	NY Islanders
Nov. 9	W	5-3	CLEVELAND
Nov. 12	W	7-4	CHICAGO
Nov. 13	T	3-3	Buffalo
Nov. 16	L	4-7	Minnesota
Nov. 19	T	5-5	NY RANGERS
Nov. 22	T	3-3	Vancouver
Nov. 24	L	3-5	Los Angeles
Nov. 26	W	5-2	NY ISLANDERS
Nov. 29	L	1-9	Montreal
Nov. 30	W	6-4	DETROIT
Dec. 3	T	4-4	BUFFALO
Dec. 4	W	4-2	Washington
Dec. 6	T	3-3	Colorado
Dec. 8	L	3-5	LOS ANGELES
Dec. 10	L	2-6	Boston
Dec. 11	L	1-5	ATLANTA
Dec. 14	L	2-3	St. Louis
Dec. 17	W	5-3	MONTREAL
Dec. 22	T	3-3	Buffalo
Dec. 23	L	2-6	TORONTO
Dec. 26	W	5-4	Toronto
Dec. 28	T	2-2	WASHINGTON
Dec. 29	L	3-4	Montreal
Dec. 31	W	6-3	CLEVELAND
Jan. 2	L	2-3	Washington
Jan. 4	W	8-3	VANCOUVER
Jan. 7	T	3-3	LOS ANGELES
Jan. 9	W	5-3	NY Rangers
Jan. 11	L	6-8	MONTREAL

DATE	RESULT	SCORE	OPPONENT
Jan. 12	T	4-4	Philadelphia
Jan. 14	W	4-2	CLEVELAND
Jan. 18	L	0-1	Atlanta
Jan. 21	L	2-5	WASHINGTON
Jan. 22	W	3-1	NY RANGERS
Jan. 28	T	3-3	BUFFALO
Jan. 29	L	2-8	Boston
Jan. 31	W	5-3	Detroit
Feb. 1	W	6-1	MINNESOTA
Feb. 4	L	1-8	BOSTON
Feb. 7	W	4-2	Colorado
Feb. 11	T	3-3	Los Angeles
Feb. 14	W	2-1	CHICAGO
Feb. 18	T	1-1	LOS ANGELES
Feb. 19	T	2-2	Chicago
Feb. 21	W	5-4	St. Louis
Feb. 22	T	2-2	ST. LOUIS
Feb. 25	L	1-3	PHILADELPHIA
Feb. 26	T	4-4	Buffalo
Mar. 1	L	2-5	MONTREAL
Mar. 4	L	3-6	NY Islanders
Mar. 5	T	3-3	NY ISLANDERS
Mar. 8	W	5-3	COLORADO
Mar. 11	L	1-3	VANCOUVER
Mar. 12	L	1-7	TORONTO
Mar. 14	L	2-4	Los Angeles
Mar. 15	L	4-7	Vancouver
Mar. 18	W	3-2	Toronto
Mar. 19	L	1-9	Chicago
Mar. 21	L	1-7	Minnesota
Mar. 22	L	2-5	COLORADO
Mar. 25	T	2-2	DETROIT
Mar. 29	L	2-6	Montreal
Mar. 30	L	3-6	Boston
Apr. 2	W	6-3	TORONTO
Apr. 5	W	7-2	MINNESOTA
Apr. 6	L	4-6	Detroit
Apr. 8	L	4-6	WASHINGTON
Apr. 9	W	3-2	Cleveland

Home games in all CAPS

25-37-18, 4th, Norris Division

1978-79

Highlights

- Penguins record a 10-game unbeaten streak (6-0-4) from Mar. 13 through Mar. 28.
- The Penguins set a then single-season record with 34 road points.
- George Ferguson scores in overtime to eliminate Buffalo from the preliminary round of the playoffs, 2-1.

Transactions

June 13, 1978 - Obtained Randy Carlyle and George Ferguson from Toronto for Dave Burrows.

June 14, 1978 - Obtained Tom Bladon, Orest Kindrachuk and Ross Lonsberry from Philadelphia for a first-round choice in the 1978 NHL Draft.

Sept. 6, 1978 - Obtained Gregg Sheppard from Boston in a three-way deal, with Pittsburgh sending Jean Pronovost to Atlanta and Atlanta sending Dick Redmond to Boston.

Oct. 18, 1978 - Obtained Rod Schutt from Montreal for a first-round choice in the 1981 NHL Draft.

Goaltenders

GOALIE	W-L-O	GP	MP	GA	SO	GAA
Denis Herron	22-19-12	56	3208	180	0	3.37
Greg Millen	14-11-1	28	1532	86	2	3.37
Gordie Laxton	0-1-0	1	60	8	0	8.00
TOTALS	36-31-13	80	4800	279	2	3.49

Scoring

PLAYERS	GP	G	A	PTS	PIM
Greg Malone	80	35	30	65	52
Orest Kindrachuk	79	18	42	60	84
Peter Lee	80	32	26	58	24
Peter Mahovlich	60	14	39	53	39
George Ferguson	80	21	29	50	37
Randy Carlyle	70	13	34	47	78
Ross Lonsberry	80	24	22	46	38
Rick Kehoe	57	27	18	45	2
Rod Schutt	74	24	21	45	33
Ron Stackhouse	75	10	33	43	54
Gregg Sheppard	60	15	22	37	9
Dale Tallon	63	5	24	29	35
Tom Bladon	78	4	23	27	64
Colin Campbell	65	2	18	20	137
Blair Chapman	71	10	8	18	18
Russ Anderson	72	3	13	16	93
Gary McAdam	28	5	9	14	2
Dave Schultz	47	4	9	13	155
Wayne Bianchin	40	7	4	11	20
Jacques Cossette	38	7	2	9	16
Denis Herron	56	0	2	2	18
Kim Davis	1	1	0	1	0
Bob Paradise	14	0	1	1	4
Gordon Laxton	1	0	0	0	0
Jim Hamilton	2	0	0	0	0
Tom Price	2	0	0	0	4
Lex Hudson	2	0	0	0	0
Mike Meeker	4	0	0	0	5
Brian Spencer	7	0	0	0	0
Greg Millen	28	0	0	0	0
Bench					16

Games

DATE	RESULT	SCORE	OPPONENT
Oct. 11	L	2-3	TORONTO
Oct. 12	L	2-8	Boston
Oct. 14	T	4-4	BOSTON
Oct. 18	L	3-5	NY ISLANDERS
Oct. 19	L	1-3	Philadelphia
Oct. 21	W	5-1	WASHINGTON
Oct. 25	T	6-6	ST. LOUIS
Oct. 28	L	2-4	ATLANTA
Oct. 29	L	2-3	NY Rangers
Nov. 1	L	4-6	Washington
Nov. 3	L	0-2	Atlanta
Nov. 4	W	7-3	DETROIT
Nov. 8	W	6-3	COLORADO
Nov. 9	T	4-4	Buffalo
Nov. 11	L	1-2	NY RANGERS
Nov. 16	W	6-3	Vancouver
Nov. 18	W	3-1	Los Angeles
Nov. 22	L	2-3	MONTREAL
Nov. 23	L	4-8	Montreal
Nov. 25	L	1-3	PHILADELPHIA
Nov. 26	L	2-8	Toronto
Nov. 29	W	5-3	WASHINGTON
Dec. 1	W	7-4	Washington
Dec. 2	W	5-2	CHICAGO
Dec. 5	T	3-3	NY Islanders
Dec. 6	W	6-4	TORONTO
Dec. 8	T	3-3	Montreal
Dec. 9	T	4-4	BUFFALO
Dec. 13	W	3-0	ST. LOUIS
Dec. 14	L	1-2	Philadelphia
Dec. 16	W	6-5	VANCOUVER
Dec. 17	T	3-3	Chicago
Dec. 21	W	4-1	Los Angeles
Dec. 23	L	3-5	Minnesota
Dec. 27	W	5-2	LOS ANGELES
Dec. 30	W	3-1	DETROIT
Dec. 31	W	5-4	Detroit
Jan. 3	L	3-5	VANCOUVER
Jan. 5	T	3-3	Atlanta
Jan. 6	L	3-4	LOS ANGELES
Jan. 10	W	3-2	MONTREAL

DATE	RESULT	SCORE	OPPONENT
Jan. 13	W	5-3	BOSTON
Jan. 14	W	5-4	Buffalo
Jan. 16	W	5-0	MINNESOTA
Jan. 17	L	1-4	Detroit
Jan. 20	L	2-5	WASHINGTON
Jan. 24	L	1-4	Los Angeles
Jan. 25	L	3-5	Colorado
Jan. 27	W	5-3	LOS ANGELES
Jan. 31	L	1-4	MONTREAL
Feb. 3	W	4-2	DETROIT
Feb. 4	L	3-8	Detroit
Feb. 15	W	6-5	MINNESOTA
Feb. 17	W	6-3	BUFFALO
Feb. 18	L	2-6	Detroit
Feb. 21	W	3-1	MONTREAL
Feb. 22	L	0-12	Montreal
Feb. 24	W	5-1	CHICAGO
Feb. 25	T	2-2	Chicago
Feb. 28	W	5-3	COLORADO
Mar. 3	L	4-8	St. Louis
Mar. 4	W	7-2	Colorado
Mar. 7	L	0-4	LOS ANGELES
Mar. 10	W	3-2	PHILADELPHIA
Mar. 11	L	0-4	Toronto
Mar. 13	W	9-3	Vancouver
Mar. 14	T	3-3	Los Angeles
Mar. 17	W	5-2	Washington
Mar. 18	W	5-1	NY Rangers
Mar. 21	T	2-2	WASHINGTON
Mar. 22	W	3-1	Boston
Mar. 24	T	3-3	NY Islanders
Mar. 25	T	2-2	NY ISLANDERS
Mar. 27	W	5-1	Minnesota
Mar. 28	W	7-1	NY RANGERS
Mar. 31	L	3-5	Montreal
Apr. 1	L	2-7	ATLANTA
Apr. 3	W	3-2	St. Louis
Apr. 7	W	4-3	DETROIT
Apr. 8	L	2-5	Washington

Home games in all CAPS

36-31-13, 2nd, Norris Division

1979-80

Highlights

- Greg Malone records six assists vs. Quebec on Nov. 28.
- The Penguins wear black and gold for the first time vs. St. Louis on Jan. 30.
- Olympian Mark Johnson makes his Penguins debut on Mar. 2 vs. the New York Islanders.

Transactions

Aug. 3, 1979 - Obtained Nick Libett from Detroit for Pete Mahovich.

Aug. 30, 1979 - Obtained Rob Holland and Pat Hughes from Montreal for Denis Herron and a second-round choice in the 1982 NHL Draft.

Nov. 13, 1979 - Obtained Bob Stewart from St. Louis for Blair Chapman.

Goaltenders

GOALIE	W-L-O	GP	MP	GA	SO	GAA
Nick Ricci	2-2-0	4	240	14	0	3.50
Greg Millen	18-18-7	44	2586	157	2	3.64
Rob Holland	10-17-6	34	1974	126	1	3.83
TOTALS	30-37-13	80	4800	303	3	3.79

Scoring

PLAYERS	GP	G	A	PTS	PIM
Rick Kehoe	79	30	30	60	4
Greg Malone	51	19	32	51	46
George Ferguson	73	21	28	49	36
Orest Kindrachuk	52	17	29	46	63
Peter Lee	74	16	29	45	20
Gary McAdam	78	19	22	41	63
Rod Schutt	73	18	21	39	43
Gregg Sheppard	76	13	24	37	20
Randy Carlyle	67	8	28	36	45
Ross Lonsberry	76	15	18	33	36
Ron Stackhouse	78	6	27	33	36
Pat Hughes	76	18	14	32	78
Russ Anderson	76	5	22	27	150
Nick Libett	78	14	12	26	14
Paul Marshall	46	9	12	21	9
Mario Faubert	49	5	13	18	31
Dale Tallon	32	5	9	14	18
Bob Stewart	65	3	7	10	52
Kim Davis	24	3	7	10	43
Mark Johnson	17	3	5	8	4
Tom Bladon	57	2	6	8	35
Greg Millen	44	0	3	3	14
Kim Clackson	46	0	3	3	166
Jim Hamilton	10	2	0	2	0
Blair Chapman	1	0	0	0	0
Nick Ricci	4	0	0	0	0
Rob Holland	34	0	0	0	2
Bench					10

Games

DATE	RESULT	SCORE	OPPONENT
Oct. 10	W	4-2	WINNIPEG
Oct. 13	T	3-3	HARTFORD
Oct. 14	W	4-1	Boston
Oct. 17	L	4-5	LOS ANGELES
Oct. 20	W	5-1	WASHINGTON
Oct. 21	L	3-6	NY Rangers
Oct. 24	L	3-7	Buffalo
Oct. 25	L	5-8	Montreal
Oct. 31	W	4-2	COLORADO
Nov. 3	T	3-3	ATLANTA
Nov. 7	T	3-3	MONTREAL
Nov. 10	L	1-6	BOSTON
Nov. 11	W	4-1	NY Rangers
Nov. 15	T	3-3	Los Angeles
Nov. 16	L	2-5	Vancouver
Nov. 18	W	3-2	Winnipeg
Nov. 21	W	5-2	ST. LOUIS
Nov. 23	L	1-4	Atlanta
Nov. 24	W	5-3	NY RANGERS
Nov. 28	W	7-2	QUEBEC
Nov. 30	L	5-7	Hartford
Dec. 1	W	5-4	COLORADO
Dec. 5	T	3-3	VANCOUVER
Dec. 7	W	5-3	Washington
Dec. 8	T	3-3	CHICAGO
Dec. 11	T	3-3	St. Louis
Dec. 12	T	3-3	NY ISLANDERS
Dec. 15	T	3-3	NY Islanders
Dec. 16	L	1-4	Quebec
Dec. 19	T	0-0	Chicago
Dec. 20	T	1-1	Philadelphia
Dec. 22	L	3-4	NY RANGERS
Dec. 26	W	6-4	DETROIT
Dec. 28	W	4-2	Atlanta
Dec. 29	W	3-2	ATLANTA
Dec. 31	L	2-4	Minnesota
Jan. 2	W	5-3	MONTREAL
Jan. 3	W	4-3	NY Islanders
Jan. 5	L	4-5	BUFFALO
Jan. 7	L	5-9	Toronto
Jan. 9	W	4-2	VANCOUVER

DATE	RESULT	SCORE	OPPONENT
Jan. 12	L	2-3	CHICAGO
Jan. 16	W	6-4	TORONTO
Jan. 17	L	1-7	Hartford
Jan. 19	L	2-5	EDMONTON
Jan. 23	L	3-4	Edmonton
Jan. 24	L	1-4	Colorado
Jan. 26	L	4-6	BOSTON
Jan. 27	W	5-3	Boston
Jan. 30	L	3-4	ST. LOUIS
Jan. 31	L	3-4	Detroit
Feb. 2	L	0-4	PHILADELPHIA
Feb. 7	L	0-9	Buffalo
Feb. 9	L	2-5	MINNESOTA
Feb. 10	L	2-3	Chicago
Feb. 13	W	4-2	Toronto
Feb. 16	L	1-8	Montreal
Feb. 17	L	5-6	Philadelphia
Feb. 20	W	7-5	DETROIT
Feb. 23	W	2-1	QUEBEC
Feb. 24	L	0-2	Quebec
Feb. 27	W	3-2	WINNIPEG
Mar. 2	T	0-0	NY ISLANDERS
Mar. 3	L	1-5	St. Louis
Mar. 5	L	3-5	TORONTO
Mar. 8	W	5-4	EDMONTON
Mar. 9	L	2-6	Detroit
Mar. 11	L	3-4	PHILADELPHIA
Mar. 12	W	4-2	LOS ANGELES
Mar. 15	W	5-2	MINNESOTA
Mar. 18	L	3-4	Minnesota
Mar. 21	L	2-9	Edmonton
Mar. 23	W	4-2	Winnipeg
Mar. 25	W	4-2	Vancouver
Mar. 27	T	2-2	Los Angeles
Mar. 28	L	0-5	Colorado
Mar. 30	W	4-0	WASHINGTON
Apr. 1	L	2-6	Washington
Apr. 2	W	6-4	HARTFORD
Apr. 5	L	1-9	BUFFALO

Home games in all CAPS

30-37-13, 3rd, Norris Division

1980-81

Highlights

- Ed Johnston is named head coach on July 15.
- Paul Gardner scores four goals vs. Philadelphia on Dec. 13, becoming the first Penguin to accomplish the feat.
- Rick Kehoe sets a new team record with 55 goals.
- Randy Carlyle is named a First-Team All-Star.
- Rick Kehoe wins the Lady Byng Trophy and Randy Carlyle wins the James Norris Trophy.

Transactions

Nov. 18, 1980 - Obtained Paul Gardner and Dave Burrows from Toronto for Paul Marshall and Kim Davis.

Jan. 2, 1981 - Obtained Gary Rissling from Washington for a fifth-round choice in the 1981 NHL Draft.

Mar. 10, 1981 - Obtained Pat Price from Edmonton for Pat Hughes.

Goaltenders

GOALIE	W-L-O	GP	MP	GA	SO	GAA
Nick Ricci	4-5-0	9	540	35	0	3.89
Greg Millen	25-27-10	63	3721	258	0	4.16
Rob Holland	1-5-3	10	539	45	0	5.01
TOTALS	30-37-13	80	4800	345	0	4.31

Scoring

PLAYERS	GP	G	A	PTS	PIM
Rick Kehoe	80	55	33	88	6
Randy Carlyle	76	16	67	83	136
Paul Gardner	62	34	40	74	59
Peter Lee	80	30	34	64	86
Rod Schutt	80	25	35	60	55
Mario Faubert	72	8	44	52	118
Greg Malone	62	21	29	50	68
Ross Lonsberry	80	17	33	50	76
George Ferguson	79	25	18	43	42
Ron Stackhouse	74	6	29	35	86
Mark Johnson	73	10	23	33	50
Gregg Sheppard	47	11	17	28	49
Pat Hughes	58	10	9	19	161
Paul Baxter	51	5	14	19	204
Russ Anderson	34	3	14	17	112
Errol Thompson	34	6	8	14	12
Nick Libett	43	6	6	12	4
Orest Kindrachuk	13	3	9	12	34
Gary McAdam	34	3	9	12	30
Pat Price	13	0	10	10	33
Marc Chorney	8	1	6	7	14
Jim Hamilton	20	1	6	7	18
Paul Marshall	13	3	0	3	4
Mike Bullard	15	1	2	3	19
Dave Burrows	53	0	2	2	28
Greg Millen	63	0	2	2	6
Kim Davis	8	1	0	1	4
Gary Rissling	25	1	0	1	143
Bennett Wolf	24	0	1	1	94
Gilles Lupien	31	0	1	1	34
Tony Feltrin	2	0	0	0	0
Nick Ricci	9	0	0	0	2
Rob Holland	10	0	0	0	0

Games

DATE	RESULT	SCORE	OPPONENT
Oct. 9	L	4-7	Philadelphia
Oct. 11	W	5-4	WINNIPEG
Oct. 12	W	6-3	NY Rangers
Oct. 15	L	2-5	HARTFORD
Oct. 18	L	2-4	BUFFALO
Oct. 21	L	5-8	Toronto
Oct. 22	W	9-3	ST. LOUIS
Oct. 25	L	2-8	CALGARY
Oct. 29	T	1-1	Buffalo
Oct. 31	W	6-5	Winnipeg
Nov. 1	L	3-6	Minnesota
Nov. 3	T	4-4	Edmonton
Nov. 5	L	1-2	TORONTO
Nov. 8	W	5-3	DETROIT
Nov. 9	L	4-7	Boston
Nov. 12	L	1-3	WASHINGTON
Nov. 14	T	3-3	NY Rangers
Nov. 15	L	4-7	BOSTON
Nov. 19	L	2-3	MINNESOTA
Nov. 22	W	4-2	COLORADO
Nov. 26	L	4-7	VANCOUVER
Nov. 27	T	3-3	Boston
Nov. 29	L	2-4	NY RANGERS
Dec. 3	T	4-4	Toronto
Dec. 4	W	3-2	Montreal
Dec. 6	W	6-4	CHICAGO
Dec. 7	L	1-10	Buffalo
Dec. 10	W	4-3	MONTREAL
Dec. 12	W	6-2	Washington
Dec. 13	L	5-6	PHILADELPHIA
Dec. 17	T	3-3	Los Angeles
Dec. 19	L	4-10	Vancouver
Dec. 20	T	3-3	Calgary
Dec. 23	L	3-6	St. Louis
Dec. 26	L	7-9	Hartford
Dec. 27	W	6-4	QUEBEC
Dec. 31	L	1-3	Detroit
Jan. 3	W	6-4	DETROIT
Jan. 4	L	2-3	Chicago
Jan. 7	W	7-3	NY ISLANDERS
Jan. 8	L	2-4	Montreal

DATE	RESULT	SCORE	OPPONENT
Jan. 10	L	3-5	CHICAGO
Jan. 13	L	3-6	NY Islanders
Jan. 14	W	6-3	ST. LOUIS
Jan. 17	W	5-4	LOS ANGELES
Jan. 21	L	0-5	PHILADELPHIA
Jan. 24	W	4-3	CALGARY
Jan. 27	L	1-7	St. Louis
Jan. 28	W	3-1	MINNESOTA
Jan. 31	T	4-4	WASHINGTON
Feb. 2	L	4-8	Chicago
Feb. 4	W	3-2	Winnipeg
Feb. 6	L	4-6	Colorado
Feb. 7	L	4-5	Calgary
Feb. 12	W	5-3	NY ISLANDERS
Feb. 14	T	2-2	VANCOUVER
Feb. 17	L	1-4	Philadelphia
Feb. 19	W	6-2	HARTFORD
Feb. 21	L	1-6	BUFFALO
Feb. 22	W	9-4	COLORADO
Feb. 25	W	4-3	WINNIPEG
Feb. 26	W	7-5	Washington
Feb. 28	W	6-4	NY RANGERS
Mar. 2	W	5-4	Quebec
Mar. 4	W	6-5	LOS ANGELES
Mar. 7	L	5-8	Minnesota
Mar. 8	W	6-4	EDMONTON
Mar. 11	L	1-2	MONTREAL
Mar. 14	T	3-3	QUEBEC
Mar. 16	L	6-7	Edmonton
Mar. 17	L	3-4	Vancouver
Mar. 19	T	4-4	Los Angeles
Mar. 21	W	3-1	Colorado
Mar. 25	W	5-2	TORONTO
Mar. 28	T	4-4	NY Islanders
Mar. 29	L	2-5	EDMONTON
Mar. 31	L	1-5	Quebec
Apr. 2	T	1-1	Detroit
Apr. 4	L	2-5	BOSTON
Apr. 5	W	5-4	Hartford

Home games in all CAPS

30-37-13, 3rd, Norris Division

1981-82

Highlights

- Michel Dion is named the starting goaltender in the NHL All-Star Game.
- Pittsburgh breaks the New York Islanders' then NHL-record 15-game winning streak with a 4-3 victory on Feb. 21.
- Mike Bullard's 37 goals are the most by a Penguins rookie.
- Paul Baxter sets a team record with 409 penalty minutes.

Transactions

June 29, 1981 - Obtained Pat Boutette and Kevin McClelland from Hartford as compensation for Hartford signing free agent Greg Millen.

Dec. 29, 1981 - Obtained Rick MacLeish from Hartford for Russ Anderson.

Feb. 14, 1982 - Obtained Gary Edwards from St. Louis for an eighth-round choice in the 1984 NHL Draft.

Goaltenders

GOALIE	W-L-O	GP	MP	GA	SO	GAA
Gary Edwards	3-2-1	6	360	22	1	3.67
Michel Dion	25-24-12	62	3580	226	0	3.79
Nick Ricci	0-3-0	3	160	14	0	5.25
Paul Harrison	3-7-0	13	700	64	0	5.49
TOTALS	31-36-13	80	4800	337	1	4.21

Scoring

PLAYERS	GP	G	A	PTS	PIM
Rick Kehoe	71	33	52	85	8
Randy Carlyle	73	11	64	75	131
Pat Boutette	80	23	51	74	230
Paul Gardner	59	36	33	69	28
Mike Bullard	75	36	27	63	91
George Ferguson	71	22	31	53	45
Paul Baxter	76	9	34	43	409
Greg Malone	78	15	24	39	125
Pat Price	77	7	31	38	322
Peter Lee	74	18	16	34	98
Rick MacLeish	40	13	12	25	28
Doug Shedden	38	10	15	25	12
Gregg Sheppard	58	11	10	21	35
Mark Johnson	46	10	11	21	30
Rod Schutt	35	9	12	21	42
Ron Stackhouse	76	2	19	21	102
Bob Simpson	26	9	9	18	4
Steve Gatzos	16	6	8	14	14
Pat Graham	42	6	8	14	55
Andre St. Laurent	18	8	5	13	4
Mario Faubert	14	4	8	12	14
Greg Hotham	25	4	6	10	16
Jim Hamilton	11	5	3	8	2
Paul Mulvey	27	1	7	8	76
Marc Chorney	60	1	6	7	63
Kevin McClelland	10	1	4	5	4
Randy Boyd	23	0	2	2	49
Russ Anderson	31	0	1	1	98
Michel Dion	62	0	1	1	4
Dave Hannan	1	0	0	0	0
Bennett Wolf	1	0	0	0	2
Nick Ricci	3	0	0	0	0
Tony Feltrin	4	0	0	0	4
Gary Edwards	6	0	0	0	2
Paul Harrison	13	0	0	0	0
Gary Rissling	16	0	0	0	55
Bench					10

Games

DATE	RESULT	SCORE	OPPONENT
Oct. 6	L	2-6	St. Louis
Oct. 7	T	5-5	Chicago
Oct. 10	W	2-1	QUEBEC
Oct. 11	L	2-8	Philadelphia
Oct. 14	L	1-4	NY ISLANDERS
Oct. 17	W	5-2	MINNESOTA
Oct. 18	L	2-3	Detroit
Oct. 20	W	5-3	COLORADO
Oct. 22	T	3-3	Calgary
Oct. 23	L	3-8	Edmonton
Oct. 25	W	6-4	Vancouver
Oct. 28	L	3-5	TORONTO
Oct. 29	L	4-6	Philadelphia
Oct. 31	W	3-1	BUFFALO
Nov. 4	W	6-3	NY RANGERS
Nov. 7	W	7-2	PHILADELPHIA
Nov. 11	W	3-2	Washington
Nov. 14	T	3-3	Boston
Nov. 18	W	6-1	ST. LOUIS
Nov. 20	T	3-3	TORONTO
Nov. 21	L	5-9	Montreal
Nov. 24	W	7-1	Quebec
Nov. 25	W	2-1	MONTREAL
Nov. 28	W	5-3	DETROIT
Dec. 2	W	4-2	WINNIPEG
Dec. 5	L	1-3	St. Louis
Dec. 6	L	4-7	Buffalo
Dec. 9	L	1-4	PHILADELPHIA
Dec. 12	W	7-4	WASHINGTON
Dec. 14	L	4-5	NY Rangers
Dec. 16	W	7-6	LOS ANGELES
Dec. 19	T	3-3	NY RANGERS
Dec. 20	L	1-3	Philadelphia
Dec. 23	T	4-4	Toronto
Dec. 26	L	5-7	BUFFALO
Dec. 27	L	3-5	NY Rangers
Dec. 30	W	6-2	WASHINGTON
Jan. 2	W	9-4	HARTFORD
Jan. 3	W	6-4	Hartford
Jan. 6	L	3-6	Chicago
Jan. 7	L	4-5	Detroit

DATE	RESULT	SCORE	OPPONENT
Jan. 9	W	4-3	VANCOUVER
Jan. 13	L	1-6	Winnipeg
Jan. 16	L	0-4	Calgary
Jan. 17	T	3-3	Vancouver
Jan. 20	W	5-4	BOSTON
Jan. 21	L	1-6	NY Islanders
Jan. 23	T	5-5	PHILADELPHIA
Jan. 26	L	2-9	NY Islanders
Jan. 27	L	3-6	NY ISLANDERS
Jan. 30	W	2-1	WINNIPEG
Jan. 31	L	3-8	Washington
Feb. 3	L	6-9	MINNESOTA
Feb. 6	L	4-6	WASHINGTON
Feb. 7	L	4-5	Philadelphia
Feb. 10	T	3-3	HARTFORD
Feb. 11	L	2-4	Montreal
Feb. 13	T	3-3	LOS ANGELES
Feb. 16	L	2-6	NY Islanders
Feb. 17	L	3-5	NY RANGERS
Feb. 20	W	6-5	PHILADELPHIA
Feb. 21	W	4-3	NY ISLANDERS
Feb. 25	L	2-4	NY Islanders
Feb. 27	L	1-4	EDMONTON
Feb. 28	W	4-2	NY Rangers
Mar. 3	L	2-3	BOSTON
Mar. 6	W	6-4	Quebec
Mar. 7	T	4-4	CALGARY
Mar. 10	W	7-2	Washington
Mar. 13	W	6-2	COLORADO
Mar. 15	L	3-4	Minnesota
Mar. 17	L	4-10	Edmonton
Mar. 20	L	5-7	Los Angeles
Mar. 21	W	6-0	Colorado
Mar. 24	L	2-7	NY RANGERS
Mar. 27	T	3-3	CHICAGO
Mar. 28	W	6-5	Washington
Mar. 31	T	4-4	WASHINGTON
Apr. 2	W	7-5	NY Rangers
Apr. 4	W	7-2	NY ISLANDERS

Home games in all CAPS

31-36-13, 4th, Patrick Division

1982-83

Highlights

- Pat Boutette records hat tricks on Oct. 12 vs. Vancouver and Oct. 27 vs. Washington.
- Denis Herron records his fourth shutout as a Penguin in a 0-0 tie with Philadelphia on Dec. 4.
- Rick Kehoe is named to the Prince of Wales Conference All-Star Team.

Transactions

Sept. 15, 1982 - Obtained Denis Herron from Montreal for a third-round choice in the 1985 NHL Draft.

Oct. 28, 1982 - Obtained Ron Meighan and Anders Hakansson from Minnesota for George Ferguson and a first-round choice in the 1983 NHL Draft.

Nov. 8, 1982 - Obtained Stan Jonathan from Boston for future considerations.

Goaltenders

GOALIE	W-L-O	GP	MP	GA	SO	GAA
Michel Dion	12-30-4	49	2791	198	0	4.26
Denis Herron	5-18-5	31	1707	151	1	5.31
Nick Ricci	1-2-0	3	147	16	0	6.53
Roberto Romano	0-3-0	3	155	18	0	6.97
TOTALS	18-53-9	80	4800	394	1	4.93

Scoring

PLAYERS	GP	G	A	PTS	PIM
Doug Shedden	80	24	43	67	54
Rick Kehoe	75	29	36	65	12
Greg Malone	80	17	44	61	82
Pat Boutette	80	27	29	56	152
Randy Carlyle	61	15	41	56	110
Paul Gardner	70	28	27	55	12
Mike Bullard	57	22	22	44	60
Dave Hannan	74	11	22	33	127
Paul Baxter	75	11	21	32	238
Greg Hotham	58	2	30	32	39
Peter Lee	63	13	13	26	10
Andre St. Laurent	70	13	9	22	105
Anders Hakansson	62	9	12	21	26
Randy Boyd	56	4	14	18	71
Steve Gatzos	44	6	7	13	52
Pat Price	38	1	11	12	104
Kevin McClelland	38	5	4	9	73
Gary Rissling	40	5	4	9	128
Marc Chorney	67	3	5	8	66
Ron Meighan	41	2	6	8	16
Tony Feltrin	32	3	3	6	40
Pat Graham	20	1	5	6	16
Tim Hrynewich	30	2	3	5	48
Doug Lecuyer	12	1	4	5	12
Rick MacLeish	6	0	5	5	2
Rod Buskas	41	2	2	4	102
Stan Jonathan	19	0	3	3	13
Jim Hamilton	5	0	2	2	2
Michel Dion	49	0	2	2	8
Bob Simpson	4	1	0	1	0
Denis Herron	31	0	1	1	0
Rob Garner	1	0	0	0	0
Brian Lundberg	1	0	0	0	2
Nick Ricci	3	0	0	0	0
Roberto Romano	3	0	0	0	0
Rich Sutter	4	0	0	0	0
Rod Schutt	5	0	0	0	0
Bennett Wolf	5	0	0	0	37
Ian Turnbull	6	0	0	0	4
George Ferguson	7	0	0	0	2
Bench					20

Games

DATE	RESULT	SCORE	OPPONENT
Oct. 5	T	3-3	New Jersey
Oct. 9	L	3-5	NY RANGERS
Oct. 10	L	3-4	Boston
Oct. 12	W	5-4	VANCOUVER
Oct. 14	L	0-9	NY Islanders
Oct. 16	L	5-6	NEW JERSEY
Oct. 20	L	3-5	ST. LOUIS
Oct. 21	L	4-8	Quebec
Oct. 23	W	4-2	PHILADELPHIA
Oct. 27	W	7-5	WASHINGTON
Oct. 28	L	2-9	Philadelphia
Oct. 30	L	1-4	CALGARY
Oct. 31	L	2-6	NY Rangers
Nov. 2	W	3-1	NY Islanders
Nov. 4	T	4-4	New Jersey
Nov. 6	L	2-6	Los Angeles
Nov. 10	W	5-4	EDMONTON
Nov. 13	L	1-3	CALGARY
Nov. 14	T	6-6	Buffalo
Nov. 17	W	4-3	HARTFORD
Nov. 20	W	4-3	BOSTON
Nov. 24	W	4-3	TORONTO
Nov. 26	T	6-6	Minnesota
Nov. 27	L	3-5	St. Louis
Dec. 1	L	2-4	CHICAGO
Dec. 2	L	4-5	Washington
Dec. 4	T	0-0	PHILADELPHIA
Dec. 8	W	4-2	BUFFALO
Dec. 11	L	4-7	QUEBEC
Dec. 12	L	3-4	Philadelphia
Dec. 15	T	4-4	DETROIT
Dec. 18	L	1-3	WASHINGTON
Dec. 20	L	3-6	NY Rangers
Dec. 21	W	3-2	Hartford
Dec. 23	L	4-6	Detroit
Dec. 26	W	4-3	NY RANGERS
Dec. 28	L	3-6	Washington
Dec. 29	L	5-6	ST. LOUIS
Jan. 1	W	2-1	NY ISLANDERS
Jan. 2	L	1-5	Montreal
Jan. 7	L	2-7	Edmonton

DATE	RESULT	SCORE	OPPONENT
Jan. 9	L	3-4	Winnipeg
Jan. 12	L	0-7	MINNESOTA
Jan. 13	L	1-8	Philadelphia
Jan. 15	L	7-8	MONTREAL
Jan. 19	T	1-1	NEW JERSEY
Jan. 22	L	3-7	QUEBEC
Jan. 24	L	2-8	Toronto
Jan. 26	L	2-6	WASHINGTON
Jan. 28	L	2-7	Washington
Jan. 29	L	1-2	NY RANGERS
Jan. 31	L	2-3	New Jersey
Feb. 2	L	4-7	Chicago
Feb. 4	L	4-6	Winnipeg
Feb. 5	L	4-7	Calgary
Feb. 9	L	2-6	VANCOUVER
Feb. 10	L	3-7	Boston
Feb. 12	W	6-4	LOS ANGELES
Feb. 15	L	3-7	DETROIT
Feb. 17	L	1-4	NY Islanders
Feb. 19	L	7-10	EDMONTON
Feb. 21	L	2-4	Toronto
Feb. 23	W	6-4	WINNIPEG
Feb. 24	L	3-6	Philadelphia
Feb. 26	W	5-4	NEW JERSEY
Feb. 28	L	3-9	NY Rangers
Mar. 1	T	3-3	NY RANGERS
Mar. 4	L	2-10	Buffalo
Mar. 6	L	3-5	PHILADELPHIA
Mar. 10	L	3-4	NY ISLANDERS
Mar. 12	W	7-2	Hartford
Mar. 13	L	3-4	CHICAGO
Mar. 16	L	2-3	Minnesota
Mar. 19	W	7-4	Los Angeles
Mar. 21	L	3-7	Vancouver
Mar. 26	T	4-4	Washington
Mar. 27	L	1-4	NY ISLANDERS
Mar. 30	W	3-2	MONTREAL
Apr. 2	L	3-6	NY Islanders
Apr. 3	L	3-5	NEW JERSEY

Home games in all CAPS

18-53-9, 6th, Patrick Division

1983-84

Highlights

- Lou Angotti is named head coach on July 20.
- Mike Bullard records 51 goals, the fourth Penguin to hit the 50-goal mark.

Transactions

Oct. 23, 1983 - Obtained Andy Brickley, Ron Flockhart, Mark Taylor and a first-round choice in the 1984 NHL Draft from Philadelphia for Rich Sutter and second- and third-round choices in the 1984 NHL Draft.

Dec. 5, 1983 - Obtained Tom Roulston from Edmonton for Kevin McClelland and a sixth-round choice in the 1984 NHL Draft.

Mar. 5, 1984 - Obtained Moe Mantha and a first-round choice in the 1984 NHL Draft from Winnipeg for Randy Carlyle.

Goaltenders

GOALIE	W-L-O	GP	MP	GA	SO	GAA
Denis Herron	8-24-2	38	2028	138	1	4.08
Roberto Romano	6-11-0	18	1020	78	1	4.59
Michel Dion	2-19-4	30	1553	138	0	5.33
Vincent Tremblay	0-4-0	4	240	24	0	6.00
TOTALS	16-58-6	80	4800	390	2	4.68

Scoring

PLAYERS	GP	G	A	PTS	PIM
Mike Bullard	76	51	41	92	57
Doug Shedden	67	22	35	57	20
Mark Taylor	59	24	31	55	24
Ron Flockhart	68	27	18	45	40
Rick Kehoe	57	18	27	45	8
Pat Boutette	73	14	26	40	142
Andy Brickley	50	18	20	38	9
Greg Hotham	76	5	25	30	59
Tom Roulston	53	11	17	28	8
Randy Carlyle	50	3	23	26	82
Bob Errey	65	9	13	22	29
Kevin McCarthy	31	4	16	20	52
Norm Schmidt	34	6	12	18	12
Gary Rissling	47	4	13	17	297
Bryan Maxwell	45	3	12	15	84
Tom O'Regan	51	4	10	14	8
Tim Hrynewich	25	4	5	9	34
Marty McSorley	72	2	7	9	224
Tom Thornbury	14	1	8	9	16
Warren Young	15	1	7	8	19
Greg Fox	49	2	5	7	66
Steve Gatzos	23	3	3	6	15
Kevin McClelland	24	2	4	6	62
Rod Buskas	47	2	4	6	60
Bob Gladney	13	1	5	6	2
Ted Bulley	26	3	2	5	12
Dave Hannan	24	2	3	5	33
Paul Gardner	16	0	5	5	6
Jim Hamilton	11	2	2	4	4
Rod Schutt	11	1	3	4	4
Rocky Saganiuk	29	1	3	4	37
Darren Lowe	8	1	2	3	0
Andre St. Laurent	8	2	0	2	21
Mitch Lamoureux	8	1	1	2	6
Tim Tookey	8	0	2	2	2
Dean DeFazio	22	0	2	2	28
Greg Tebbutt	24	0	2	2	31
Marc Chorney	4	0	1	1	8
Phil Bourque	5	0	1	1	12
Randy Boyd	5	0	1	1	6
Michel Dion	30	0	1	1	2
Grant Sasser	3	0	0	0	0
Vincent Tremblay	4	0	0	0	2
Rich Sutter	5	0	0	0	0
Todd Charlesworth	10	0	0	0	8
Troy Loney	13	0	0	0	9
Roberto Romano	18	0	0	0	0
Denis Herron	38	0	0	0	21
Bench					14

Games

DATE	RESULT	SCORE	OPPONENT
Oct. 4	L	3-5	St. Louis
Oct. 8	L	1-6	NY RANGERS
Oct. 9	L	1-7	Philadelphia
Oct. 12	L	3-4*	WINNIPEG
Oct. 14	W	4-0	Washington
Oct. 15	L	4-6	HARTFORD
Oct. 18	L	1-3	BUFFALO
Oct. 22	L	1-6	BOSTON
Oct. 25	L	0-1	WASHINGTON
Oct. 27	W	4-2	Chicago
Oct. 29	L	1-3	PHILADELPHIA
Oct. 30	W	5-3	New Jersey
Nov. 2	W	6-3	Winnipeg
Nov. 3	T	3-3*	Calgary
Nov. 5	L	3-7	Edmonton
Nov. 8	T	4-4*	CALGARY
Nov. 11	L	5-6	NY ISLANDERS
Nov. 12	W	4-2	NY Islanders
Nov. 16	L	2-3	TORONTO
Nov. 19	T	4-4*	ST. LOUIS
Nov. 20	L	4-5*	Philadelphia
Nov. 23	W	4-1	NEW JERSEY
Nov. 25	L	2-5	Detroit
Nov. 26	L	4-7	DETROIT
Nov. 29	L	4-6	Minnesota
Dec. 1	L	4-6	MINNESOTA
Dec. 3	L	3-6	PHILADELPHIA
Dec. 6	L	3-5	BOSTON
Dec. 11	T	3-3*	MONTREAL
Dec. 13	W	3-2	HARTFORD
Dec. 15	L	1-3	Montreal
Dec. 17	L	5-6	LOS ANGELES
Dec. 18	T	3-3*	Toronto
Dec. 20	L	3-11	NY Islanders
Dec. 21	L	1-6	NY Rangers
Dec. 23	W	6-5*	New Jersey
Dec. 26	W	7-4	NY RANGERS
Dec. 31	L	0-2	St. Louis
Jan. 3	L	5-7	PHILADELPHIA
Jan. 6	L	1-3	New Jersey
Jan. 7	L	4-7	NEW JERSEY

DATE	RESULT	SCORE	OPPONENT
Jan. 10	L	1-7	Quebec
Jan. 14	L	3-7	Boston
Jan. 15	L	0-2	Chicago
Jan. 18	L	4-5*	WINNIPEG
Jan. 20	W	6-3	NY Rangers
Jan. 21	L	2-3	WASHINGTON
Jan. 25	L	3-6	NY RANGERS
Jan. 28	L	2-5	Montreal
Jan. 29	L	3-7	Buffalo
Feb. 1	W	4-0	MINNESOTA
Feb. 4	L	5-6	NY Islanders
Feb. 5	L	4-5	NY ISLANDERS
Feb. 8	L	5-6*	BUFFALO
Feb. 9	L	3-9	Detroit
Feb. 11	W	3-2	NEW JERSEY
Feb. 13	L	1-6	Quebec
Feb. 16	L	3-10	Calgary
Feb. 17	W	4-1	Vancouver
Feb. 19	L	3-7	Edmonton
Feb. 22	L	2-9	EDMONTON
Feb. 25	T	3-3*	CHICAGO
Feb. 26	L	3-4*	NY Rangers
Feb. 29	L	5-9	VANCOUVER
Mar. 1	L	1-9	Washington
Mar. 3	W	4-3	LOS ANGELES
Mar. 5	L	2-5	WASHINGTON
Mar. 6	L	5-6	New Jersey
Mar. 8	L	6-8	QUEBEC
Mar. 11	L	4-6	NY ISLANDERS
Mar. 13	L	3-4	Vancouver
Mar. 14	L	6-7	Los Angeles
Mar. 17	W	4-2	Hartford
Mar. 21	W	3-1	TORONTO
Mar. 22	L	4-13	Philadelphia
Mar. 24	L	0-6	Washington
Mar. 25	L	3-4	WASHINGTON
Mar. 28	L	3-5	PHILADELPHIA
Mar. 29	L	4-6	NY Rangers
Apr. 1	L	1-2	NY ISLANDERS

Home games in all CAPS

* - Overtime

16-58-6, 6th, Patrick Division

1984-85

Highlights

- Bob Berry is named head coach on June 4.
- The Penguins draft Mario Lemieux, Doug Bodger and Roger Belanger in the first round of the 1984 NHL Draft on June 9, marking the first time the team selected more than one player in the first round. Lemieux is also the first Penguin to be drafted first overall.
- Mario Lemieux records three points (2G-1A) and is named MVP of the NHL All-Star Game in Calgary.
- Mario Lemieux becomes just the third rookie in NHL history to record 100 points (43G-57A), wins the Calder Trophy as Rookie of the Year, and is named to the All-Rookie Team.
- Mario Lemieux and Warren Young each record 40 goals, the first time two Penguins rookies reach the mark.
- Warren Young is also named to the All-Rookie Team.

Transactions

Oct. 11, 1984 - Obtained Randy Hillier from Boston for a fourth-round choice in the 1985 NHL Draft.

Nov. 16, 1984 - Obtained Ville Siren from Hartford for Pat Boutette.

Goaltenders

GOALIE	W-L-O	GP	MP	GA	SO	GAA
Roberto Romano	9-17-2	31	1629	120	1	4.42
Denis Herron	10-22-3	42	2193	169	1	4.62
Michel Dion	3-6-0	10	553	43	0	4.67
Brian Ford	2-6-0	8	457	48	0	6.30
TOTALS	24-51-5	80	4832	385	2	4.78

Scoring

PLAYERS	GP	G	A	PTS	PIM
Mario Lemieux	73	43	57	100	54
Warren Young	80	40	32	72	174
Doug Shedden	80	35	32	67	30
Mike Bullard	68	32	31	63	77
Wayne Babych	65	20	34	54	35
John Chabot	67	8	45	53	12
Moe Mantha	71	11	40	51	54
Doug Bodger	65	5	26	31	67
Andy Brickley	45	7	15	22	10
Randy Hillier	45	2	19	21	56
Gary Rissling	56	10	9	19	207
Kevin McCarthy	64	9	10	19	30
Mitch Lamoureux	62	10	8	18	53
Troy Loney	46	10	8	18	61
Mark Taylor	47	7	10	17	19
Dave Hannan	30	6	7	13	43
Bruce Crowder	26	4	7	11	23
Joe McDonnell	40	2	9	11	20
Rod Buskas	69	2	7	9	191
Todd Charlesworth	67	1	8	9	31
Roger Belanger	44	3	5	8	32
Bryan Maxwell	44	0	8	8	57
Greg Fox	26	2	5	7	26
Arto Javanainen	14	4	1	5	2
Ron Flockhart	12	0	5	5	4
Pat Boutette	14	1	3	4	24
Jim McGeough	14	0	4	4	4
Jim Hamilton	11	2	1	3	0
Wally Weir	14	0	3	3	34
Steve Gatzos	6	0	2	2	2
Rick Kehoe	6	0	2	2	0
Greg Hotham	11	0	2	2	4
Bob Errey	16	0	2	2	7
Michel Dion	10	0	1	1	0
Bob Geale	1	0	0	0	2
Tom O'Regan	1	0	0	0	0
Petteri Lehto	6	0	0	0	4
Mike Rowe	6	0	0	0	7
Brian Ford	8	0	0	0	0
Marty McSorley	15	0	0	0	15
Roberto Romano	31	0	0	0	2
Denis Herron	42	0	0	0	4

Games

DATE	RESULT	SCORE	OPPONENT
Oct. 11	L	3-4	Boston
Oct. 13	L	3-4	Montreal
Oct. 17	W	4-3	VANCOUVER
Oct. 20	W	3-1	PHILADELPHIA
Oct. 21	L	2-4	Philadelphia
Oct. 24	L	2-5	NEW JERSEY
Oct. 27	W	6-5	MONTREAL
Oct. 30	W	4-3	DETROIT
Oct. 31	W	7-6	New Jersey
Nov. 3	L	5-7	NY RANGERS
Nov. 6	T	3-3*	EDMONTON
Nov. 8	L	2-6	ST. LOUIS
Nov. 10	L	4-5	NY Islanders
Nov. 14	W	4-3*	Winnipeg
Nov. 16	L	6-7	Vancouver
Nov. 17	L	3-5	Los Angeles
Nov. 21	T	3-3*	WASHINGTON
Nov. 22	L	3-9	Hartford
Nov. 24	L	3-5	NEW JERSEY
Nov. 27	T	2-2*	BUFFALO
Nov. 29	L	3-6	CHICAGO
Dec. 1	L	1-3	Philadelphia
Dec. 2	L	1-9	Washington
Dec. 5	W	7-4	ST. LOUIS
Dec. 7	W	4-3*	NY Rangers
Dec. 8	W	6-4	CALGARY
Dec. 12	W	4-3	NY ISLANDERS
Dec. 15	W	5-2	Toronto
Dec. 19	L	2-3	NEW JERSEY
Dec. 21	W	4-2	PHILADELPHIA
Dec. 22	L	2-5	NY Islanders
Dec. 26	W	6-5	NY ISLANDERS
Dec. 28	W	4-0	HARTFORD
Dec. 29	L	2-10	Quebec
Dec. 31	T	4-4*	Detroit
Jan. 2	W	2-1	Toronto
Jan. 4	L	2-7	Buffalo
Jan. 5	L	3-8	QUEBEC
Jan. 9	W	7-4	VANCOUVER
Jan. 12	W	4-3	EDMONTON
Jan. 16	L	4-5	WASHINGTON

DATE	RESULT	SCORE	OPPONENT
Jan. 17	L	2-6	Washington
Jan. 19	W	5-4	CHICAGO
Jan. 21	L	6-7	Winnipeg
Jan. 23	L	3-4	Minnesota
Jan. 25	T	6-6*	Calgary
Jan. 26	L	3-6	Edmonton
Jan. 30	L	5-6	TORONTO
Feb. 2	L	0-4	NY ISLANDERS
Feb. 7	L	3-6	New Jersey
Feb. 9	L	1-4	NY Islanders
Feb. 10	L	3-4	LOS ANGELES
Feb. 14	L	4-5	Chicago
Feb. 16	L	1-8	QUEBEC
Feb. 18	L	2-8	Philadelphia
Feb. 20	W	6-3	CALGARY
Feb. 22	L	3-8	NY RANGERS
Feb. 23	W	3-1	Minnesota
Feb. 25	L	4-5	MINNESOTA
Feb. 27	L	4-6	WINNIPEG
Mar. 2	W	5-4	NY RANGERS
Mar. 3	L	3-7	NY Rangers
Mar. 5	L	0-6	Los Angeles
Mar. 7	L	1-5	St. Louis
Mar. 9	W	6-5*	Boston
Mar. 10	L	4-11	Philadelphia
Mar. 13	L	3-7	BOSTON
Mar. 16	W	5-0	NY RANGERS
Mar. 17	L	3-4	Hartford
Mar. 19	L	3-5	PHILADELPHIA
Mar. 22	L	1-3	Buffalo
Mar. 24	L	3-7	Washington
Mar. 26	L	4-5	NY Rangers
Mar. 27	W	4-3	NEW JERSEY
Mar. 30	L	4-6	New Jersey
Mar. 31	L	2-4	MONTREAL
Apr. 2	L	3-4	NY Islanders
Apr. 3	L	2-3	DETROIT
Apr. 6	L	4-7	WASHINGTON
Apr. 7	L	3-7	Washington

Home games in all CAPS

* - Overtime

24-51-5, 6th, Patrick Division

1985-86

Highlights

- Mario Lemieux records his first career hat trick on Dec. 31 at St. Louis with four goals.
- Lemieux records a 28-game point streak from Jan. 11 through Mar. 15, recording 59 points (21G-38A) in that span.
- Pittsburgh ties the Russian Dynamo, 3-3, on Jan. 4 before a sellout crowd.
- Lemieux records his 100th point of the season on Feb. 15, becoming the first Penguin to record back-to-back 100 point seasons.
- Willy Lindstrom becomes the first player to skate with both Mario Lemieux and Wayne Gretzky at the NHL level.

Transactions

Sept. 10, 1985 - Obtained Gilles Meloche from Edmonton for Tim Hrynewich and Marty McSorley.

Oct. 4, 1985 - Obtained Randy Cunneynworth and Mike Moller from Buffalo for Pat Hughes.

Mar. 11, 1986 - Obtained Ron Duguay from Detroit for Doug Shedden.

Goaltenders

GOALIE	W-L-O	GP	MP	GA	SO	GAA
Roberto Romano	21-20-3	46	2683	159	2	3.55
Gilles Meloche	13-15-5	34	1989	119	0	3.59
Denis Herron	0-3-0	3	180	14	0	4.67
TOTALS	34-38-8	80	4852	305	2	3.77

Scoring

PLAYERS	GP	G	A	PTS	PIM
Mario Lemieux	79	48	93	141	43
Mike Bullard	77	41	42	83	69
Moe Mantha	78	15	52	67	102
Doug Shedden	67	32	34	66	32
Terry Ruskowski	72	26	37	63	162
Randy Cunneynworth	75	15	30	45	74
John Chabot	77	14	31	45	6
Doug Bodger	79	4	33	37	63
Dave Hannan	75	17	18	35	91
Willy Lindstrom	71	14	17	31	30
Mike Blaisdell	66	15	14	29	36
Norm Schmidt	66	15	14	29	57
Jim Johnson	80	3	26	29	115
Craig Simpson	76	11	17	28	47
Dan Frawley	69	10	11	21	174
Bob Errey	37	11	6	17	8
Ron Duguay	13	6	7	13	6
Ville Siren	60	4	8	12	32
Troy Loney	47	3	9	12	95
Rod Buskas	72	2	7	9	159
Jim McGeough	17	3	2	5	8
Chris Dahlquist	5	1	2	3	2
Tom O'Regan	9	1	2	3	2
Randy Hillier	28	0	3	3	53
Ted Nolan	18	1	1	2	34
Dwight Mathieson	4	1	0	1	2
Todd Charlesworth	2	0	1	1	0
Gilles Meloche	34	0	1	1	2
Roberto Romano	46	0	1	1	4
Wayne Babych	2	0	0	0	0
Denis Herron	3	0	0	0	0
Joe McDonnell	3	0	0	0	2
Mike Rowe	3	0	0	0	4
Phil Bourque	4	0	0	0	2
Tom Roulston	5	0	0	0	2

Games

DATE	RESULT	SCORE	OPPONENT
Oct. 10	L	3-5	MONTREAL
Oct. 12	L	2-4	PHILADELPHIA
Oct. 15	W	3-2	MINNESOTA
Oct. 16	T	5-5*	Chicago
Oct. 19	L	3-4	Quebec
Oct. 23	W	5-4	Toronto
Oct. 24	W	6-4	TORONTO
Oct. 26	T	4-4*	QUEBEC
Oct. 29	L	3-4	HARTFORD
Oct. 30	L	3-6	Detroit
Nov. 2	T	4-4*	Montreal
Nov. 4	L	2-4	NY RANGERS
Nov. 6	L	1-4	WASHINGTON
Nov. 8	L	3-5	New Jersey
Nov. 9	W	3-1	CHICAGO
Nov. 13	W	6-3	Vancouver
Nov. 16	L	3-4*	Los Angeles
Nov. 19	L	3-4	Washington
Nov. 20	L	1-3	WASHINGTON
Nov. 22	W	8-1	WINNIPEG
Nov. 24	L	4-7	Philadelphia
Nov. 27	W	7-1	TORONTO
Nov. 30	W	5-4	NY RANGERS
Dec. 2	W	6-0	NY Rangers
Dec. 4	W	5-2	DETROIT
Dec. 6	W	3-1	Buffalo
Dec. 7	L	1-5	NEW JERSEY
Dec. 10	L	4-7	NY Islanders
Dec. 11	T	4-4*	NY ISLANDERS
Dec. 14	L	4-5	Hartford
Dec. 15	W	5-2	NY Rangers
Dec. 17	W	4-3	CALGARY
Dec. 19	W	4-3*	Minnesota
Dec. 21	L	2-4	PHILADELPHIA
Dec. 22	L	2-3*	Philadelphia
Dec. 26	W	4-3	BOSTON
Dec. 28	L	2-4	NY ISLANDERS
Dec. 31	W	8-4	St. Louis
Jan. 1	L	4-7	Chicago
Jan. 6	W	4-3	NEW JERSEY
Jan. 8	W	7-3	LOS ANGELES

DATE	RESULT	SCORE	OPPONENT
Jan. 9	L	0-9	NY Islanders
Jan. 11	T	3-3*	BUFFALO
Jan. 15	W	6-3	NY ISLANDERS
Jan. 18	W	5-2	St. Louis
Jan. 19	W	3-2	MINNESOTA
Jan. 22	W	7-4	Edmonton
Jan. 24	L	3-4	Vancouver
Jan. 25	L	2-5	Calgary
Jan. 28	T	2-2*	PHILADELPHIA
Jan. 29	W	4-1	New Jersey
Feb. 1	L	3-4	NY Islanders
Feb. 2	L	2-3	Boston
Feb. 8	W	4-0	NEW JERSEY
Feb. 12	W	8-1	WASHINGTON
Feb. 15	W	9-4	VANCOUVER
Feb. 16	T	5-5*	New Jersey
Feb. 19	W	5-2	WINNIPEG
Feb. 21	W	7-3	Detroit
Feb. 22	L	3-5	ST. LOUIS
Feb. 24	W	6-5*	LOS ANGELES
Feb. 26	W	5-2	BUFFALO
Feb. 27	L	3-8	NY Rangers
Mar. 1	W	5-1	HARTFORD
Mar. 4	L	3-6	Calgary
Mar. 7	L	3-5	Edmonton
Mar. 9	L	3-5	Winnipeg
Mar. 11	L	3-5	Washington
Mar. 12	L	2-5	BOSTON
Mar. 15	T	2-2*	NY RANGERS
Mar. 17	L	3-5	WASHINGTON
Mar. 19	W	7-3	New Jersey
Mar. 20	L	1-5	Philadelphia
Mar. 22	W	7-4	Quebec
Mar. 26	L	3-8	EDMONTON
Mar. 29	L	3-4	Montreal
Apr. 1	L	3-5	Washington
Apr. 2	L	2-7	NY ISLANDERS
Apr. 5	L	3-4*	PHILADELPHIA
Apr. 6	W	5-4*	NY Rangers

Home games in all CAPS

* - Overtime

34-38-8, 5th, Patrick Division

1986-87

Highlights

- The Penguins defeat Buffalo, 5-4, in overtime on Oct. 22 to extend their record start-of-the-season winning streak to seven games.
- Mario Lemieux records 107 points (54G-53A), topping the century mark for the third consecutive season.

Transactions

Nov. 12, 1986 - Obtained Dan Quinn from Calgary for Mike Bullard.

Jan. 21, 1987 - Obtained Chris Kontos from the New York Rangers for Ron Duguay.

Feb. 6, 1987 - Obtained Pat Riggin from Boston for Roberto Romano.

Goaltenders

GOALIE	W-L-O	GP	MP	GA	SO	GAA
Pat Riggin	8-6-3	18	988	55	0	3.34
Gilles Meloche	13-19-7	43	2343	134	0	3.43
Roberto Romano	9-11-2	25	1438	87	0	3.63
Steve Guenette	0-2-0	2	113	8	0	4.25
Team					1	
TOTALS	30-38-12	80	4882	290	1	3.56

Scoring

PLAYERS	GP	G	A	PTS	PIM
Mario Lemieux	63	54	53	107	57
Dan Quinn	64	28	43	71	40
Randy Cunneynworth	79	26	27	53	144
Craig Simpson	72	26	25	51	57
Terry Ruskowski	70	14	37	51	147
Doug Bodger	76	11	38	49	52
Moe Mantha	62	9	31	40	44
John Chabot	72	14	22	36	8
Bob Errey	72	16	18	34	46
Jim Johnson	80	5	25	30	116
Dan Frawley	78	14	14	28	218
Kevin LaVallee	33	8	20	28	4
Dave Hannan	58	10	15	25	56
Willy Lindstrom	60	10	13	23	6
Ville Siren	69	5	17	22	50
Warren Young	50	8	13	21	103
Ron Duguay	40	5	13	18	30
Rod Buskas	68	3	15	18	123
Chris Kontos	31	8	9	17	6
Troy Loney	23	8	7	15	22
Randy Hillier	55	4	8	12	97
Mike Bullard	14	2	10	12	17
Dwight Schofield	25	1	6	7	59
Norm Schmidt	20	1	5	6	4
Phil Bourque	22	2	3	5	32
Jim McGeough	11	1	4	5	8
Mitch Wilson	17	2	1	3	83
Lee Giffin	8	1	1	2	0
Mike Blaisdell	10	1	1	2	2
Neil Belland	3	0	1	1	0
Dwight Mathiasen	6	0	1	1	2
Chris Dahlquist	19	0	1	1	20
Pat Riggin	18	0	1	1	2
Gilles Meloche	43	0	1	1	20
Todd Charlesworth	1	0	0	0	0
Alain Lemieux	1	0	0	0	0
Steve Guenette	2	0	0	0	0
Mike Rowe	2	0	0	0	0
Carl Mokosak	3	0	0	0	4
Roberto Romano	25	0	0	0	0
Bench					16

Games

DATE	RESULT	SCORE	OPPONENT
Oct. 9	W	5-4	WASHINGTON
Oct. 11	W	6-5*	NY RANGERS
Oct. 12	W	4-1	Chicago
Oct. 14	W	4-3*	LOS ANGELES
Oct. 17	W	7-3	Buffalo
Oct. 18	W	8-4	NEW JERSEY
Oct. 22	W	5-4*	BUFFALO
Oct. 23	L	3-5	Philadelphia
Oct. 25	W	4-2	PHILADELPHIA
Oct. 28	L	2-5	Hartford
Oct. 29	L	6-8	NEW JERSEY
Nov. 1	T	3-3*	St. Louis
Nov. 4	T	2-2*	VANCOUVER
Nov. 8	W	4-2	Minnesota
Nov. 9	L	1-2	Detroit
Nov. 12	W	2-1	BOSTON
Nov. 14	L	4-5	New Jersey
Nov. 15	W	5-2	QUEBEC
Nov. 18	L	1-3	Winnipeg
Nov. 20	W	5-2	Calgary
Nov. 22	W	5-4	Washington
Nov. 25	L	1-5	NY Islanders
Nov. 26	L	2-3	NY ISLANDERS
Nov. 29	T	5-5*	NY RANGERS
Nov. 30	T	2-2*	NY Rangers
Dec. 5	L	2-4	EDMONTON
Dec. 6	W	5-2	MINNESOTA
Dec. 10	L	4-6	CALGARY
Dec. 12	W	8-3	TORONTO
Dec. 13	L	2-3*	Toronto
Dec. 17	L	0-3	Los Angeles
Dec. 20	L	4-6	PHILADELPHIA
Dec. 22	T	4-4*	Montreal
Dec. 23	L	3-4*	NY Islanders
Dec. 26	T	3-3*	Buffalo
Dec. 27	T	3-3*	NY ISLANDERS
Dec. 30	L	3-5	NY RANGERS
Jan. 1	L	3-4*	Washington
Jan. 3	W	6-3	MONTREAL
Jan. 7	W	5-2	WASHINGTON
Jan. 9	L	2-3	Washington

DATE	RESULT	SCORE	OPPONENT
Jan. 13	T	3-3*	NY Islanders
Jan. 14	L	3-4	WINNIPEG
Jan. 17	L	2-4	Boston
Jan. 18	L	0-1	DETROIT
Jan. 21	L	5-10	Los Angeles
Jan. 23	W	6-0	Vancouver
Jan. 24	L	2-4	Edmonton
Jan. 27	W	7-5	WASHINGTON
Jan. 29	L	3-5	Philadelphia
Feb. 1	L	6-8	HARTFORD
Feb. 5	L	5-6	Boston
Feb. 7	W	4-1	CHICAGO
Feb. 8	W	2-1*	New Jersey
Feb. 14	T	3-3*	VANCOUVER
Feb. 15	L	1-4	NY Rangers
Feb. 17	L	1-3	CALGARY
Feb. 19	T	4-4*	Philadelphia
Feb. 21	L	5-6	NEW JERSEY
Feb. 22	W	4-2	NY Rangers
Feb. 24	W	5-2	EDMONTON
Feb. 26	L	4-5	NY Islanders
Feb. 28	L	1-2	CHICAGO
Mar. 1	T	5-5*	ST. LOUIS
Mar. 3	W	8-1	Quebec
Mar. 5	L	2-7	Toronto
Mar. 7	W	7-3	Minnesota
Mar. 8	W	5-3	Winnipeg
Mar. 10	L	3-6	NY ISLANDERS
Mar. 12	W	6-3	QUEBEC
Mar. 14	L	2-3*	NY RANGERS
Mar. 18	W	5-4	ST. LOUIS
Mar. 20	L	3-4	Washington
Mar. 22	L	1-3	Philadelphia
Mar. 24	T	3-3*	PHILADELPHIA
Mar. 28	L	4-5	Hartford
Mar. 29	L	1-4	MONTREAL
Mar. 31	L	3-5	New Jersey
Apr. 2	W	6-2	NEW JERSEY
Apr. 4	W	4-3*	DETROIT

Home games in all CAPS

* - Overtime

30-38-12, 5th, Patrick Division

1987-88

Highlights

- Pierre Creamer is named head coach on June 4, 1987.
- Mario Lemieux picks up his second All-Star MVP award after posting six points (3G-3A), including the game-winning goal in overtime, at St. Louis.
- Lemieux sets then team records for goals (70), assists (98), points (168) and power-play goals (22).
- Lemieux wins his first Art Ross Trophy and his first Hart Trophy, becoming the first Penguin to win either award.
- Tony Esposito is named general manager on Apr. 14.
- Pierre Creamer is relieved of his coaching duties on June 14, 1988.

Transactions

Nov. 24, 1987 - Obtained Paul Coffey, Dave Hunter and Wayne Van Dorp from Edmonton for Craig Simpson, Moe Mantha, Dave Hannan and Chris Joseph.

Goaltenders

GOALIE	W-L-O	GP	MP	GA	SO	GAA
Steve Guenette	12-7-0	19	1092	61	1	3.35
Pat Riggin	7-8-4	22	1169	76	0	3.90
Frank Pietrangelo	9-11-0	21	1207	80	1	3.98
Gilles Meloche	8-9-5	27	1394	95	0	4.09
TOTALS	36-35-9	80	4862	316	2	3.90

Scoring

PLAYERS	GP	G	A	PTS	PIM
Mario Lemieux	77	70	98	168	92
Dan Quinn	70	40	39	79	50
Randy Cunneynworth	71	35	39	74	141
Paul Coffey	46	15	52	67	93
Doug Bodger	69	14	31	45	103
Rob Brown	51	24	20	44	56
Dave Hunter	59	11	18	29	77
Charlie Simmer	50	11	17	28	24
Jock Callander	41	11	16	27	45
Craig Simpson	21	13	13	26	34
Ville Siren	58	1	20	21	62
Dave McLlwain	66	11	8	19	40
Troy Loney	65	5	13	18	151
Phil Bourque	21	4	12	16	20
Dan Frawley	47	6	8	14	152
Randy Hillier	55	1	12	13	144
Jim Johnson	55	1	12	13	87
Rod Buskas	76	4	8	12	206
Steve Gotaas	36	5	6	11	45
Zarley Zalapski	15	3	8	11	7
Moe Mantha	21	2	8	10	23
Bob Errey	17	3	6	9	18
Chris Dahlquist	44	3	6	9	69
Mark Kachowski	38	5	3	8	126
Wilf Paiement	23	2	6	8	39
Chris Kontos	36	1	7	8	12
Kevin Stevens	16	5	2	7	8
Dave Hannan	21	4	3	7	23
Perry Ganchar	30	2	5	7	36
Dwight Mathiasen	23	0	6	6	14
Bryan Erickson	11	1	4	5	0
Wayne Van Dorp	25	1	3	4	75
Chris Joseph	17	0	4	4	12
Norm Schmidt	5	1	2	3	0
Todd Charlesworth	6	2	0	2	2
Brad Aitken	5	1	1	2	0
Lee Giffin	19	0	2	2	9
Frank Pietrangelo	21	0	2	2	2
Scott Gruhl	6	1	0	1	0
Pat Mayer	1	0	0	0	4
Dave Goetz	2	0	0	0	2
Warren Young	7	0	0	0	15
Jimmy Mann	9	0	0	0	53
Steve Guenette	19	0	0	0	2
Pat Riggin	22	0	0	0	12
Gilles Meloche	27	0	0	0	0

Games

DATE	RESULT	SCORE	OPPONENT
Oct. 8	T	4-4*	NY Rangers
Oct. 9	L	3-6	New Jersey
Oct. 13	W	8-3	BUFFALO
Oct. 15	T	6-6	NY RANGERS
Oct. 17	L	2-3	Montreal
Oct. 18	L	2-3	Philadelphia
Oct. 21	L	4-5	NEW JERSEY
Oct. 23	L	2-5	Detroit
Oct. 24	W	5-3	BUFFALO
Oct. 27	T	4-4*	LOS ANGELES
Oct. 29	L	0-4	TORONTO
Oct. 31	W	5-4*	Quebec
Nov. 3	W	5-1	PHILADELPHIA
Nov. 5	W	4-2	NY Islanders
Nov. 7	L	1-4	Boston
Nov. 11	W	3-2	WASHINGTON
Nov. 12	L	2-5	Philadelphia
Nov. 14	W	3-2*	NY RANGERS
Nov. 17	L	4-6	Vancouver
Nov. 20	L	1-4	Edmonton
Nov. 21	T	4-4*	Calgary
Nov. 25	W	6-4	QUEBEC
Nov. 27	W	4-2	Washington
Nov. 28	T	5-5*	WASHINGTON
Dec. 2	L	1-7	NY ISLANDERS
Dec. 5	W	6-3	VANCOUVER
Dec. 9	W	5-2	CALGARY
Dec. 11	W	6-4	NY ISLANDERS
Dec. 12	L	2-5	St. Louis
Dec. 15	L	2-5	PHILADELPHIA
Dec. 17	W	7-4	New Jersey
Dec. 19	W	4-3	NY RANGERS
Dec. 20	W	8-4	NY Rangers
Dec. 23	L	2-6	NEW JERSEY
Dec. 26	W	6-3	DETROIT
Dec. 27	T	3-3*	Buffalo
Dec. 29	T	4-4*	BOSTON
Jan. 1	L	3-5	Washington
Jan. 2	L	2-3	NY Islanders
Jan. 5	T	4-4*	LOS ANGELES
Jan. 7	L	2-3	BOSTON

DATE	RESULT	SCORE	OPPONENT
Jan. 9	L	4-5*	Hartford
Jan. 10	L	5-7	Detroit
Jan. 12	T	5-5*	NY ISLANDERS
Jan. 15	L	4-5	PHILADELPHIA
Jan. 16	W	4-3	Toronto
Jan. 19	W	6-4	NY Islanders
Jan. 20	W	8-3	Chicago
Jan. 23	W	4-3*	Montreal
Jan. 25	L	4-6	EDMONTON
Jan. 27	L	1-4	WINNIPEG
Jan. 28	L	3-6	New Jersey
Jan. 30	W	4-2	CHICAGO
Feb. 2	W	3-2*	WASHINGTON
Feb. 4	W	1-0	MINNESOTA
Feb. 6	W	5-4	HARTFORD
Feb. 7	L	3-6	NY Rangers
Feb. 13	W	7-5	Los Angeles
Feb. 17	L	0-5	Vancouver
Feb. 19	L	3-7	Edmonton
Feb. 21	L	4-5	ST. LOUIS
Feb. 23	L	3-4*	WINNIPEG
Feb. 25	L	1-2	NY Rangers
Feb. 28	L	5-7	Chicago
Mar. 1	W	8-3	MINNESOTA
Mar. 5	W	8-3	NY ISLANDERS
Mar. 7	W	5-4	Calgary
Mar. 10	L	4-6	St. Louis
Mar. 12	L	3-6	Minnesota
Mar. 13	W	5-4	Winnipeg
Mar. 16	W	5-2	TORONTO
Mar. 19	W	7-0	PHILADELPHIA
Mar. 20	L	2-4	Philadelphia
Mar. 23	W	7-1	WASHINGTON
Mar. 25	W	5-2	MONTREAL
Mar. 27	W	6-3	Quebec
Mar. 29	L	0-4	New Jersey
Mar. 31	L	2-7	NEW JERSEY
Apr. 2	W	7-6*	Washington
Apr. 3	W	4-2	HARTFORD

Home games in all CAPS

* - Overtime

36-35-9, 6th, Patrick Division

1988-89

Highlights

- Gene Ubriaco is hired as head coach on June 28.
- Mario Lemieux records a club-record five goals five different ways on Dec. 31 vs. New Jersey, scoring one goal each at even strength, on the power play, shorthanded, on a penalty shot and into an empty net.
- Lemieux betters his records for goals (85), assists (114), points (199), power-play goals (31), shorthanded goals (13) and hat tricks (9).
- Pittsburgh sets an NHL record with 119 power-play goals.
- The Penguins return to the postseason for the first time in seven seasons, sweeping the Rangers before falling to Philadelphia in seven games.
- Lemieux ties NHL playoff records for goals (5) and points (8) in a game in a 10-7 Pittsburgh Game 1 win against Philadelphia.
- Lemieux captures his second Art Ross Trophy.

Transactions

Sept. 1, 1988 - Obtained Wendell Young and a seventh-round choice in the 1990 NHL Draft from Philadelphia for a third-round choice in the 1990 NHL Draft.

Nov. 12, 1988 - Obtained Tom Barrasso and a third-round choice in the 1990 NHL Draft from Buffalo for Doug Bodger and Darrin Shannon.

Goaltenders

GOALIE	W-L-O	GP	MP	GA	SO	GAA
Frank Pietrangelo	5-3-0	15	669	45	0	4.04
Tom Barrasso	18-15-7	44	2406	162	0	4.04
Steve Guenette	5-6-0	11	574	41	0	4.29
Wendell Young	12-9-0	22	1150	92	0	4.80
Rick Tabaracci	0-0-0	1	33	4	0	7.27
TOTALS	40-33-7	80	4844	349	0	4.32

Scoring

PLAYERS	GP	G	A	PTS	PIM
Mario Lemieux	76	85	114	199	100
Rob Brown	68	49	66	115	118
Paul Coffey	75	30	83	113	195
Dan Quinn	79	34	60	94	102
Bob Errey	76	26	32	58	124
John Cullen	79	12	37	49	112
Zarley Zalapski	58	12	33	45	57
Randy Cunneynworth	70	25	19	44	156
Phil Bourque	80	17	26	43	97
Dave Hannan	72	10	20	30	157
Randy Hillier	68	1	23	24	141
Troy Loney	69	10	6	16	165
Jim Johnson	76	2	14	16	163
Kevin Stevens	24	12	3	15	19
Jock Callander	30	6	5	11	20
Dan Frawley	46	3	4	7	66
Steve Dykstra	65	1	6	7	126
Chris Dahlquist	43	1	5	6	42
Rod Buskas	52	1	5	6	105
Doug Bodger	10	1	4	5	7
Jay Caufield	58	1	4	5	285
Tom Barrasso	44	0	5	5	49
Scott Bjugstad	24	3	0	3	4
Dave McLlwain	24	1	2	3	4
Gord Dineen	38	1	2	3	44
Mark Kachowski	12	1	1	2	43
Mark Recchi	15	1	1	2	0
Wendell Young	22	0	2	2	4
Ville Siren	12	1	0	1	14
Steve Guenette	11	0	1	1	0
Rick Tabaracci	1	0	0	0	2
Perry Ganchar	3	0	0	0	0
Frank Pietrangelo	15	0	0	0	2
Richard Zemlak	31	0	0	0	135
Bench					16

Games

DATE	RESULT	SCORE	OPPONENT
Oct. 7	W	6-4	Washington
Oct. 11	W	8-7	WASHINGTON
Oct. 12	L	5-8	Buffalo
Oct. 15	W	9-2	ST. LOUIS
Oct. 18	W	4-2	PHILADELPHIA
Oct. 21	L	4-6	New Jersey
Oct. 22	W	7-4	CHICAGO
Oct. 25	W	6-1	CALGARY
Oct. 27	L	3-4	St. Louis
Oct. 29	W	5-4	Montreal
Oct. 30	L	2-9	NY Rangers
Nov. 1	W	5-3	VANCOUVER
Nov. 3	L	2-6	QUEBEC
Nov. 6	L	4-5	Philadelphia
Nov. 8	L	3-7	EDMONTON
Nov. 10	W	5-1	TORONTO
Nov. 12	L	2-7	Los Angeles
Nov. 13	W	4-2	Vancouver
Nov. 16	L	5-8	Toronto
Nov. 19	L	3-6	NY Islanders
Nov. 23	W	8-2	NY RANGERS
Nov. 25	W	5-3	Washington
Nov. 26	W	4-3	PHILADELPHIA
Nov. 30	W	6-4	WASHINGTON
Dec. 3	W	4-2	NY ISLANDERS
Dec. 4	T	3-3*	Boston
Dec. 6	W	7-6	CHICAGO
Dec. 8	L	3-4	Philadelphia
Dec. 10	T	4-4*	NEW JERSEY
Dec. 14	W	5-4	LOS ANGELES
Dec. 15	W	8-2	NY Islanders
Dec. 17	W	3-2	DETROIT
Dec. 20	W	5-3	NY ISLANDERS
Dec. 21	W	6-1	Toronto
Dec. 23	T	2-2*	New Jersey
Dec. 26	W	4-3*	Hartford
Dec. 29	L	2-3	PHILADELPHIA
Dec. 31	W	8-6	NEW JERSEY
Jan. 2	L	0-8	Washington
Jan. 7	L	5-7	VANCOUVER
Jan. 10	W	5-3	NY ISLANDERS

DATE	RESULT	SCORE	OPPONENT
Jan. 12	W	9-2	Minnesota
Jan. 14	T	4-4*	NY RANGERS
Jan. 15	L	4-6	NY Rangers
Jan. 17	L	2-5	NY Islanders
Jan. 20	L	3-7	Winnipeg
Jan. 21	W	7-4	Edmonton
Jan. 25	W	5-4	WINNIPEG
Jan. 28	W	10-5	DETROIT
Jan. 31	L	1-5	MONTREAL
Feb. 2	W	5-3	Philadelphia
Feb. 3	T	3-3*	ST. LOUIS
Feb. 5	W	5-2	Boston
Feb. 9	W	5-2	QUEBEC
Feb. 11	L	1-8	Quebec
Feb. 12	L	2-4	CALGARY
Feb. 14	W	7-3	BUFFALO
Feb. 17	L	1-5	Buffalo
Feb. 18	L	3-5	NY RANGERS
Feb. 21	L	1-2	MINNESOTA
Feb. 23	T	6-6*	Detroit
Feb. 25	T	5-5*	NY Islanders
Feb. 26	L	6-8	Hartford
Mar. 1	W	4-1	NEW JERSEY
Mar. 3	L	2-4	Washington
Mar. 5	L	2-4	EDMONTON
Mar. 7	L	2-3*	Los Angeles
Mar. 9	L	3-10	Calgary
Mar. 10	W	5-1	Winnipeg
Mar. 12	W	6-5	Chicago
Mar. 14	L	2-8	BOSTON
Mar. 16	W	2-1	New Jersey
Mar. 18	L	2-7	MONTREAL
Mar. 20	L	2-7	Minnesota
Mar. 22	L	4-5	WASHINGTON
Mar. 25	W	5-4	NEW JERSEY
Mar. 26	W	6-4	NY Rangers
Mar. 30	L	5-9	HARTFORD
Apr. 1	W	5-2	NY RANGERS
Apr. 2	W	6-5*	Philadelphia

Home games in all CAPS

* - Overtime

40-33-7, 2nd, Patrick Division

1989-90

Highlights

- Craig Patrick is named general manager and head coach on Dec. 5, replacing Tony Esposito and Gene Ubriaco.
- Pittsburgh hosts the All-Star Game on Jan. 21 for the first time. Mario Lemieux scores four goals and wins his third All-Star MVP award.
- Mario Lemieux records a 46-game point streak (39G-64A), the second-longest in league history, from Oct. 3 through Feb. 11. The streak is broken when he leaves a game against the Rangers on Feb. 14 with a back injury.

Transactions

June 17, 1989 - Obtained Randy Gilhen, Andrew McBain and Jim Kyte from Winnipeg for Randy Cunneynworth, Rick Tabaracci and Dave McLlwain.

Jan. 8, 1990 - Obtained Rod Buskas, Tony Tanti and Barry Pederson from Vancouver for Dan Quinn, Andrew McBain and Dave Capuano.

Goaltenders

GOALIE	W-L-O	GP	MP	GA	SO	GAA
Wendell Young	16-20-3	43	2318	161	1	4.17
Frank Pietrangelo	8-6-2	21	1066	77	0	4.33
Tom Barrasso	7-12-3	24	1294	101	0	4.68
Alain Chevrier	1-2-0	3	166	14	0	5.06
TOTALS	32-40-8	80	4856	359	1	4.44

Scoring

PLAYERS	GP	G	A	PTS	PIM
Mario Lemieux	59	45	78	123	78
Paul Coffey	80	29	74	103	95
John Cullen	72	32	60	92	138
Rob Brown	80	33	47	80	102
Kevin Stevens	76	29	41	70	171
Mark Recchi	74	30	37	67	44
Phil Bourque	76	22	17	39	108
Bob Errey	78	20	19	39	109
Tony Tanti	37	14	18	32	22
Zarley Zalapski	51	6	25	31	37
Dan Quinn	41	9	20	29	22
Troy Loney	67	11	16	27	168
Barry Pederson	38	4	18	22	29
Randy Gilhen	61	5	11	16	54
Jim Johnson	75	3	13	16	154
Randy Hillier	61	3	12	15	71
Andrew McBain	41	5	9	14	51
Chris Dahlquist	62	4	10	14	56
Jock Callander	30	4	7	11	49
Gilbert Delorme	54	3	7	10	44
Gord Dineen	69	1	8	9	125
Richard Zemplak	19	1	5	6	43
Jim Kyte	56	3	1	4	125
Wendell Young	43	0	4	4	8
Jay Caufield	37	1	2	3	123
Jamie Leach	10	0	3	3	0
Doug Smith	10	1	1	2	25
Alain Chevrier	3	0	1	1	2
Mark Kachowski	14	0	1	1	40
Rod Buskas	6	0	0	0	13
Dave Capuano	6	0	0	0	2
Frank Pietrangelo	21	0	0	0	2
Tom Barrasso	24	0	0	0	8
Bench					14

Games

DATE	RESULT	SCORE	OPPONENT
Oct. 5	L	4-5	Boston
Oct. 7	T	4-4*	New Jersey
Oct. 10	W	5-1	WINNIPEG
Oct. 14	W	2-1*	MONTREAL
Oct. 15	L	2-4	NY Rangers
Oct. 17	W	7-5	TORONTO
Oct. 18	L	3-9	ST. LOUIS
Oct. 21	L	2-4	BUFFALO
Oct. 25	L	6-8	TORONTO
Oct. 26	T	3-3*	Detroit
Oct. 28	L	1-5	Montreal
Oct. 31	L	4-8	LOS ANGELES
Nov. 2	W	5-2	NY ISLANDERS
Nov. 4	W	3-1	Edmonton
Nov. 5	L	3-5	Vancouver
Nov. 9	L	3-4	Chicago
Nov. 11	L	3-8	St. Louis
Nov. 14	W	6-0	NY RANGERS
Nov. 16	W	8-2	QUEBEC
Nov. 18	W	5-3	NY ISLANDERS
Nov. 22	L	3-6	NEW JERSEY
Nov. 24	W	7-4	Washington
Nov. 25	L	1-4	WASHINGTON
Nov. 28	L	3-6	PHILADELPHIA
Nov. 30	L	1-4	Philadelphia
Dec. 2	W	7-4	Quebec
Dec. 6	W	5-3	WASHINGTON
Dec. 8	W	3-2	New Jersey
Dec. 9	L	4-6	CHICAGO
Dec. 12	W	7-5	BOSTON
Dec. 14	T	4-4*	Minnesota
Dec. 16	L	3-4	Calgary
Dec. 19	L	4-8	HARTFORD
Dec. 21	W	5-2	WASHINGTON
Dec. 23	L	6-8	NY Islanders
Dec. 26	L	3-6	Washington
Dec. 27	W	7-4	NY RANGERS
Dec. 31	W	5-4	NY Rangers
Jan. 2	L	2-5	BOSTON
Jan. 4	W	4-3	VANCOUVER
Jan. 6	W	5-3	WINNIPEG

DATE	RESULT	SCORE	OPPONENT
Jan. 8	W	7-5	NY Rangers
Jan. 10	L	3-6	New Jersey
Jan. 12	W	6-4	Washington
Jan. 16	W	4-3	PHILADELPHIA
Jan. 18	T	3-3*	NY RANGERS
Jan. 23	L	2-4	NEW JERSEY
Jan. 25	W	5-3	Detroit
Jan. 27	L	3-9	NY Islanders
Jan. 28	L	2-7	Buffalo
Jan. 30	L	3-6	PHILADELPHIA
Feb. 2	W	6-3	EDMONTON
Feb. 3	L	4-8	Toronto
Feb. 6	L	7-8*	NY ISLANDERS
Feb. 8	W	7-5	WASHINGTON
Feb. 10	W	7-6	LOS ANGELES
Feb. 11	W	4-1	Philadelphia
Feb. 14	W	4-3*	NY Rangers
Feb. 16	T	3-3*	Winnipeg
Feb. 18	L	4-6	Chicago
Feb. 20	W	6-4	PHILADELPHIA
Feb. 22	W	4-3*	NY ISLANDERS
Feb. 24	L	1-11	Montreal
Feb. 26	L	2-3	Quebec
Feb. 28	W	2-1	NEW JERSEY
Mar. 2	L	5-6	New Jersey
Mar. 4	W	8-6	MINNESOTA
Mar. 6	L	3-4*	Edmonton
Mar. 7	L	3-6	Calgary
Mar. 10	L	2-8	Los Angeles
Mar. 11	L	3-5	Vancouver
Mar. 15	W	6-1	DETROIT
Mar. 17	L	2-6	MINNESOTA
Mar. 18	T	2-2*	NY Islanders
Mar. 22	L	3-5	Philadelphia
Mar. 24	T	3-3*	CALGARY
Mar. 25	L	2-4	Hartford
Mar. 27	T	3-3*	HARTFORD
Mar. 29	L	4-5	St. Louis
Mar. 31	L	2-3*	BUFFALO

Home games in all CAPS

* - Overtime

32-40-8, 5th, Patrick Division

1990-91

Highlights

- “Badger” Bob Johnson is named Penguins head coach on June 12.
- The Penguins win their first division title, capturing the Patrick Division crown with a 7-4 win at Detroit on Mar. 27.
- The Penguins down New Jersey [4-3], Washington [4-1], Boston [4-2] and Minnesota [4-2] to capture their first Stanley Cup.
- Mario Lemieux wins the Conn Smythe Trophy as playoff MVP.
- Jaromir Jagr is named to the NHL All-Rookie Team.

Transactions

June 16, 1990 - Obtained Joe Mullen from Calgary for a second-round choice in the 1990 NHL Draft.

Dec. 11, 1990 - Obtained Larry Murphy and Peter Taglianetti from Minnesota for Jim Johnson and Chris Dahlquist.

Dec. 13, 1990 - Obtained Jiri Hrdina from Calgary for Jim Kyte.

Mar. 4, 1991 - Obtained Ron Francis, Ulf Samuelsson and Grant Jennings from Hartford for John Cullen, Zarley Zalapski and Jeff Parker.

Goaltenders

GOALIE	W-L-O	GP	MP	GA	SO	GAA
Tom Barrasso	27-16-3	48	2754	165	1	3.59
Frank Pietrangelo	10-11-1	25	1311	86	0	3.94
Wendell Young	4-6-2	18	773	52	0	4.04
TOTALS	41-33-6	80	4843	305	1	3.78

Scoring

PLAYERS	GP	G	A	PTS	PIM
Mark Recchi	78	40	73	113	48
John Cullen	65	31	63	94	83
Paul Coffey	76	24	69	93	128
Kevin Stevens	80	40	46	86	133
Jaromir Jagr	80	27	30	57	42
Zarley Zalapski	66	12	36	48	59
Mario Lemieux	26	19	26	45	30
Bob Errey	79	20	22	42	115
Joe Mullen	47	17	22	39	6
Phil Bourque	78	20	14	34	106
Bryan Trottier	52	9	19	28	24
Larry Murphy	44	5	23	28	30
Scott Young	43	11	16	27	33
Randy Gilhen	72	15	10	25	51
Paul Stanton	75	5	18	23	40
Jiri Hrdina	37	6	14	20	13
Tony Tanti	46	6	12	18	44
Troy Loney	44	7	9	16	85
Rob Brown	25	6	10	16	31
Gord Roberts	61	3	12	15	70
Barry Pederson	46	6	8	14	21
Peter Taglianetti	39	3	8	11	93
Ron Francis	14	2	9	11	21
Ulf Samuelsson	14	1	4	5	37
Jim Johnson	24	0	5	5	23
Tom Barrasso	48	0	5	5	40
Randy Hillier	31	2	2	4	32
Grant Jennings	13	1	3	4	26
Chris Dahlquist	22	1	2	3	30
Jamie Leach	7	2	0	2	0
Jay Caufield	23	1	1	2	71
Jeff Daniels	11	0	2	2	2
Ken Priestlay	2	0	1	1	0
Brad Aitken	6	0	1	1	25
Wendell Young	18	0	1	1	0
Frank Pietrangelo	25	0	1	1	24
Jim Kyte	1	0	0	0	2
Jim Paek	3	0	0	0	9
Gord Dineen	9	0	0	0	6
Bench					8

Games

DATE	RESULT	SCORE	OPPONENT
Oct. 5	W	7-4	Washington
Oct. 7	W	7-4	NEW JERSEY
Oct. 9	L	3-4	St. Louis
Oct. 11	L	1-4	Chicago
Oct. 13	W	6-4	NY Islanders
Oct. 16	L	1-5	PHILADELPHIA
Oct. 19	T	4-4*	Buffalo
Oct. 20	L	3-4	NY RANGERS
Oct. 23	L	4-5	MONTREAL
Oct. 25	W	6-3	QUEBEC
Oct. 27	L	5-7	New Jersey
Oct. 28	W	8-3	NY ISLANDERS
Oct. 30	W	6-2	Philadelphia
Nov. 3	W	3-1	NY RANGERS
Nov. 6	W	6-5	CALGARY
Nov. 8	L	2-3	ST. LOUIS
Nov. 10	T	3-3*	Boston
Nov. 13	W	4-1	Minnesota
Nov. 14	W	6-4	Winnipeg
Nov. 17	L	1-2*	Los Angeles
Nov. 21	L	4-5	PHILADELPHIA
Nov. 23	L	3-7	Washington
Nov. 24	W	3-2*	WASHINGTON
Nov. 27	L	3-7	EDMONTON
Nov. 29	L	4-6	HARTFORD
Dec. 1	L	3-6	Minnesota
Dec. 3	W	9-4	NY Rangers
Dec. 5	L	1-3	WASHINGTON
Dec. 7	T	2-2*	VANCOUVER
Dec. 8	L	1-3	Hartford
Dec. 11	L	1-4	CHICAGO
Dec. 13	W	9-5	NEW JERSEY
Dec. 14	W	4-3	Buffalo
Dec. 16	W	4-1	DETROIT
Dec. 18	W	9-2	WINNIPEG
Dec. 20	W	4-3	MINNESOTA
Dec. 22	W	4-3	NY Islanders
Dec. 23	L	3-4*	NY ISLANDERS
Dec. 26	W	7-3	Washington
Dec. 28	W	5-0	DETROIT
Dec. 29	L	3-6	Toronto

DATE	RESULT	SCORE	OPPONENT
Dec. 31	W	4-3	ST. LOUIS
Jan. 3	L	5-7	NY RANGERS
Jan. 5	W	5-2	NEW JERSEY
Jan. 6	L	3-6	Montreal
Jan. 8	W	6-1	EDMONTON
Jan. 10	W	5-1	CALGARY
Jan. 15	L	4-5	Philadelphia
Jan. 17	W	6-5*	Toronto
Jan. 22	W	5-3	NEW JERSEY
Jan. 26	W	6-5	Quebec
Jan. 29	W	3-2*	WASHINGTON
Jan. 31	L	2-4	Philadelphia
Feb. 2	W	6-2	BOSTON
Feb. 3	L	3-6	Boston
Feb. 8	L	2-6	Winnipeg
Feb. 11	L	5-7	Edmonton
Feb. 14	W	5-2	NY ISLANDERS
Feb. 16	L	3-4	NY Islanders
Feb. 19	W	6-3	BUFFALO
Feb. 21	W	11-4	TORONTO
Feb. 22	L	2-5	New Jersey
Feb. 24	T	5-5*	Washington
Feb. 26	L	2-8	Los Angeles
Feb. 27	L	3-4	Vancouver
Mar. 1	L	2-6	Calgary
Mar. 5	W	4-1	VANCOUVER
Mar. 7	W	3-2	LOS ANGELES
Mar. 9	W	5-2	Hartford
Mar. 10	W	4-3	NY Islanders
Mar. 12	T	4-4*	MONTREAL
Mar. 16	W	6-3	QUEBEC
Mar. 17	W	4-2	NY Rangers
Mar. 19	L	4-5	New Jersey
Mar. 21	W	5-4*	NY RANGERS
Mar. 23	L	5-7	CHICAGO
Mar. 26	W	3-1	Philadelphia
Mar. 27	W	7-4	Detroit
Mar. 30	T	4-4*	PHILADELPHIA
Mar. 31	L	3-6	NY Rangers

Home games in all CAPS * - Overtime

41-33-6, 1st, Patrick Division, Stanley Cup Champions

1991-92

Highlights

- Scott Bowman is named interim coach on Oct. 1.
- The Penguins honor the late Bob Johnson in a candlelight ceremony on Nov. 27 vs. New Jersey.
- Joe Mullen scores four goals in back-to-back games on Dec. 23 vs. the NY Islanders and Dec. 26 vs. Toronto. He is the first Penguin to do so.
- Kevin Stevens sets an NHL record for points in a season by an American-born player and most points by a left wing with 123 (54G-69A).
- The Penguins defeat Washington (4-3), the New York Rangers (4-2), Boston (4-0) and Chicago (4-0) to win their second straight Stanley Cup.

Transactions

Feb. 19, 1992 - Obtained Jeff Chychrun, Brian Benning and a first-round choice in the 1992 NHL Draft from Los Angeles for Paul Coffey.

Feb. 19, 1992 - Obtained Rick Tocchet, Kjell Samuelsson, Ken Wregget and a conditional draft pick from Philadelphia for Mark Recchi, Brian Benning and Los Angeles' first-round choice in the 1992 NHL Draft.

Goaltenders

GOALIE	W-L-O	GP	MP	GA	SO	GAA
Tom Barrasso	25-22-9	57	3329	196	1	3.53
Wendell Young	7-6-0	18	838	53	0	3.79
Ken Wregget	5-3-0	9	448	31	0	4.15
Frank Pietrangelo	2-1-0	5	225	20	0	5.33
TOTALS	39-32-9	80	4854	308	1	3.81

Scoring

PLAYERS	GP	G	A	PTS	PIM
Mario Lemieux	64	44	87	131	94
Kevin Stevens	80	54	69	123	254
Joe Mullen	77	42	45	87	30
Larry Murphy	77	21	56	77	48
Mark Recchi	58	33	37	70	78
Jaromir Jagr	70	32	37	69	34
Paul Coffey	54	10	54	64	62
Ron Francis	70	21	33	54	30
Bob Errey	78	19	16	35	119
Rick Tocchet	19	14	16	30	49
Bryan Trottier	63	11	18	29	54
Phil Bourque	58	10	16	26	58
Troy Loney	76	10	16	26	127
Gord Roberts	73	2	22	24	87
Jiri Hrdina	56	3	13	16	16
Ulf Samuelsson	62	1	14	15	206
Ken Priestlay	49	2	8	10	4
Paul Stanton	54	2	8	10	62
Jamie Leach	38	5	4	9	8
Grant Jennings	53	4	5	9	104
Jim Paek	49	1	7	8	36
Peter Taglianetti	44	1	3	4	57
Shawn McEachern	15	0	4	4	0
Tom Barrasso	57	0	4	4	30
Kjell Samuelsson	20	1	2	3	34
Ken Wregget	32	0	2	2	2
Jeff Chychrun	17	0	1	1	35
Gord Dineen	1	0	0	0	0
Glen Mulvenna	1	0	0	0	2
Todd Nelson	1	0	0	0	0
Jeff Daniels	2	0	0	0	0
Frank Pietrangelo	5	0	0	0	0
Wendell Young	18	0	0	0	0
Jay Caufield	50	0	0	0	175
Bench					12

Games

DATE	RESULT	SCORE	OPPONENT
Oct. 4	W	5-4	Buffalo
Oct. 6	T	2-2*	PHILADELPHIA
Oct. 10	W	6-3	Philadelphia
Oct. 12	L	1-4	New Jersey
Oct. 15	W	7-6*	NY Islanders
Oct. 17	W	8-5	NY ISLANDERS
Oct. 19	L	4-5	NY RANGERS
Oct. 22	T	4-4*	CHICAGO
Oct. 24	L	2-4	NEW JERSEY
Oct. 26	L	1-4	Montreal
Oct. 29	L	0-8	WASHINGTON
Oct. 31	W	8-1	MINNESOTA
Nov. 2	L	5-6	HARTFORD
Nov. 5	T	5-5*	BOSTON
Nov. 8	W	3-1	Winnipeg
Nov. 9	W	3-2	Minnesota
Nov. 11	L	1-3	NY Rangers
Nov. 13	W	5-4*	EDMONTON
Nov. 15	L	2-6	Washington
Nov. 18	W	7-3	Quebec
Nov. 20	W	5-2	PHILADELPHIA
Nov. 23	T	2-2*	NY ISLANDERS
Nov. 27	W	8-4	NEW JERSEY
Nov. 29	W	9-3	Philadelphia
Nov. 30	W	5-1	PHILADELPHIA
Dec. 3	L	3-5	Edmonton
Dec. 5	W	8-0	San Jose
Dec. 7	L	1-6	St. Louis
Dec. 10	W	5-3	NY RANGERS
Dec. 13	W	4-3	New Jersey
Dec. 14	L	2-7	WASHINGTON
Dec. 17	W	10-2	SAN JOSE
Dec. 19	W	6-4	Boston
Dec. 21	L	5-7	NY RANGERS
Dec. 23	W	6-3	NY Islanders
Dec. 26	W	12-1	TORONTO
Dec. 28	W	6-2	Washington
Dec. 29	W	6-3	NY Rangers
Dec. 31	L	4-7	NEW JERSEY
Jan. 2	L	0-4	New Jersey
Jan. 4	W	3-2	WINNIPEG

DATE	RESULT	SCORE	OPPONENT
Jan. 7	L	2-5	LOS ANGELES
Jan. 10	L	5-7	Calgary
Jan. 12	W	4-3	Vancouver
Jan. 16	T	3-3*	Detroit
Jan. 23	L	4-5*	BUFFALO
Jan. 25	W	5-3	NY Islanders
Jan. 26	L	4-6	Washington
Jan. 28	L	0-4	WINNIPEG
Jan. 30	L	5-8	NY ISLANDERS
Feb. 1	W	4-1	ST. LOUIS
Feb. 3	T	4-4*	DETROIT
Feb. 5	L	3-4	NY Rangers
Feb. 8	L	3-4	LOS ANGELES
Feb. 9	L	3-6	Boston
Feb. 15	L	2-5	Minnesota
Feb. 16	T	3-3*	Philadelphia
Feb. 18	W	7-1	TORONTO
Feb. 20	T	4-4*	QUEBEC
Feb. 22	L	1-2	Montreal
Feb. 25	L	3-5	Washington
Feb. 27	L	4-8	HARTFORD
Feb. 29	W	5-2	BUFFALO
Mar. 3	W	6-3	Calgary
Mar. 6	W	7-3	San Jose
Mar. 7	L	3-5	Los Angeles
Mar. 10	W	5-2	CALGARY
Mar. 12	W	6-4	NY ISLANDERS
Mar. 14	L	3-6	Toronto
Mar. 15	W	4-3	Chicago
Mar. 17	W	6-5	EDMONTON
Mar. 19	W	6-3	QUEBEC
Mar. 22	T	2-2*	Hartford
Mar. 24	L	3-4	Detroit
Mar. 26	W	7-3	VANCOUVER
Mar. 28	W	6-3	MONTREAL
Mar. 31	W	6-5	PHILADELPHIA
Apr. 13	L	1-5	New Jersey
Apr. 15	W	4-1	WASHINGTON
Apr. 16	L	1-7	NY Rangers

Home games in all CAPS * - Overtime

39-32-9, 3rd, Patrick Division, Stanley Cup Champions

1992-93

Highlights

- Pittsburgh starts the regular season with a 10-game unbeaten streak (8-0-2) from Oct. 6-27.
- Mario Lemieux records a goal in 12 consecutive games from Oct. 6 through Nov. 1 (18 goals in all) to set a team record.
- Larry Murphy becomes the ninth defenseman in league history to record 800 points on Jan. 26 vs. Washington.
- The Penguins set a new team record with 24 road victories on Mar. 14.
- Mario Lemieux becomes the second player in team history to record back-to-back four-goal games on Mar. 18 vs. Washington and Mar. 20 vs. Philadelphia.
- Tom Barrasso sets a team record with 14 consecutive wins from Mar. 9 through Apr. 9.
- The Penguins clinch the Presidents' Trophy with a 5-3 win at Quebec on Apr. 3.
- The Penguins set a league record for longest winning streak, recording 17 consecutive victories from Mar. 9 through Apr. 9, breaking the NY Islanders record of 15 set in 1981-82.

Transactions

Mar. 22, 1993 - Obtained Peter Taglianetti from Tampa Bay for a third-round choice in the 1993 NHL Draft.

Mar. 22, 1993 - Obtained Mike Ramsey from Buffalo for Bob Errey.

Goaltenders

GOALIE	W-L-O	GP	MP	GA	SO	GAA
Tom Barrasso	43-14-5	63	3702	186	4	3.01
Ken Wregget	13-7-2	25	1368	78	0	3.42
Team					1	
TOTALS	56-21-7	84	5083	268	5	3.16

Scoring

PLAYERS	GP	G	A	PTS	PIM
Mario Lemieux	60	69	91	160	38
Kevin Stevens	72	55	56	111	177
Rick Tocchet	80	48	61	109	252
Ron Francis	84	24	76	100	68
Jaromir Jagr	81	34	60	94	61
Larry Murphy	83	22	63	85	73
Joe Mullen	72	33	37	70	14
Shawn McEachern	84	28	33	61	46
Ulf Samuelsson	77	3	26	29	249
Dave Tippett	74	6	19	25	56
Troy Loney	82	5	16	21	99
Jim Paek	77	3	15	18	64
Paul Stanton	77	4	12	16	97
Martin Straka	42	3	13	16	29
Bob Errey	54	8	6	14	76
Mike Needham	56	8	5	13	14
Mike Stapleton	78	4	9	13	10
Jeff Daniels	58	5	4	9	14
Kjell Samuelsson	63	3	6	9	106
Tom Barrasso	63	0	8	8	24
Peter Taglianetti	11	1	4	5	34
Grant Jennings	58	0	5	5	65
Bryan Fogarty	12	0	4	4	4
Mike Ramsey	12	1	2	3	8
Peter Ahola	22	0	1	1	14
Ken Wregget	25	0	1	1	6
Jamie Leach	5	0	0	0	2
Jeff Chychrun	1	0	0	0	2
Jay Caufield	26	0	0	0	60
Bench					14

Games

DATE	RESULT	SCORE	OPPONENT
Oct. 6	T	3-3*	PHILADELPHIA
Oct. 8	W	7-3	NY ISLANDERS
Oct. 10	T	3-3*	Montreal
Oct. 13	W	6-5	BUFFALO
Oct. 15	W	5-2	MONTREAL
Oct. 17	W	7-3	Hartford
Oct. 20	W	5-1	VANCOUVER
Oct. 22	W	9-6	DETROIT
Oct. 24	W	4-3	New Jersey
Oct. 27	W	7-2	Ottawa
Oct. 29	L	4-6	St. Louis
Nov. 1	W	5-4	Tampa Bay
Nov. 3	W	2-0	NY ISLANDERS
Nov. 5	W	8-4	ST. LOUIS
Nov. 7	L	2-4	Toronto
Nov. 8	L	2-7	Chicago
Nov. 10	W	4-1	Minnesota
Nov. 12	T	4-4*	QUEBEC
Nov. 13	L	0-8	Detroit
Nov. 17	W	4-2	BUFFALO
Nov. 20	W	4-1	New Jersey
Nov. 21	W	2-0	NEW JERSEY
Nov. 23	W	5-2	NY Rangers
Nov. 25	L	3-11	NY RANGERS
Nov. 27	L	4-6	Washington
Nov. 28	W	5-3	WASHINGTON
Dec. 1	W	7-3	NY Islanders
Dec. 3	L	3-5	Los Angeles
Dec. 5	W	9-4	San Jose
Dec. 8	W	5-2	WINNIPEG
Dec. 11	L	1-2	New Jersey
Dec. 12	W	6-5	NEW JERSEY
Dec. 15	W	6-2	PHILADELPHIA
Dec. 17	W	5-4*	Philadelphia
Dec. 19	L	3-4	NY ISLANDERS
Dec. 21	W	7-4	QUEBEC
Dec. 23	W	4-0	Philadelphia
Dec. 27	W	4-2	Buffalo
Dec. 31	T	3-3*	TORONTO
Jan. 2	W	5-2	NY RANGERS
Jan. 5	W	6-2	BOSTON
Jan. 7	L	3-6	MINNESOTA
Jan. 9	W	3-2	CALGARY

DATE	RESULT	SCORE	OPPONENT
Jan. 10	L	2-3	Winnipeg
Jan. 14	L	0-7	Boston
Jan. 16	W	6-1	OTTAWA
Jan. 19	W	5-2	Vancouver
Jan. 22	L	1-2	Edmonton
Jan. 23	W	4-3	Calgary
Jan. 26	W	6-3	WASHINGTON
Jan. 28	L	2-5	NY ISLANDERS
Jan. 30	W	4-2	PHILADELPHIA
Jan. 31	T	2-2*	Washington
Feb. 8	W	4-0	BOSTON
Feb. 10	W	3-0	NY Rangers
Feb. 13	W	4-1	CHICAGO
Feb. 14	L	4-7	Buffalo
Feb. 18	L	4-5	EDMONTON
Feb. 20	L	2-4	NY Islanders
Feb. 21	W	4-3	Hartford
Feb. 23	L	1-3	NEW JERSEY
Feb. 25	L	1-2	Ottawa
Feb. 27	T	3-3*	TAMPA BAY
Feb. 28	W	4-2	Washington
Mar. 2	L	4-5	Philadelphia
Mar. 5	L	1-3	NY Rangers
Mar. 9	W	3-2	BOSTON
Mar. 11	W	4-3*	LOS ANGELES
Mar. 14	W	3-2	NY Islanders
Mar. 18	W	7-5	WASHINGTON
Mar. 20	W	9-3	PHILADELPHIA
Mar. 21	W	6-4	Edmonton
Mar. 23	W	7-2	SAN JOSE
Mar. 25	W	4-3	NEW JERSEY
Mar. 27	W	5-3	Boston
Mar. 28	W	4-1	Washington
Mar. 30	W	6-4	OTTAWA
Apr. 1	W	10-2	HARTFORD
Apr. 3	W	5-3	Quebec
Apr. 4	W	5-2	New Jersey
Apr. 7	W	4-3*	MONTREAL
Apr. 9	W	10-4	NY Rangers
Apr. 10	W	4-2	NY RANGERS
Apr. 14	T	6-6*	New Jersey

Home games in all CAPS

* - Overtime

56-21-7, 1st, Patrick Division

1993-94

Highlights

- Ed Johnston named head coach and Bryan Trottier named assistant coach on June 22.
- Ron Francis records his 1,000th point on Oct. 28 vs. Quebec.
- Ed Johnston sets the club record with his 96th career coaching victory on Dec. 21 vs. Tampa Bay.
- Bryan Trottier records his 900th career assist on Jan. 3 at Ottawa.
- Tom Barrasso sets the record for most wins by an American-born goaltender with his 253rd victory on Feb. 15 vs. Winnipeg.
- A pair of milestones: Mario Lemieux records his 1,200th career point and Larry Murphy records his 900th career point on Mar. 26 at Calgary.
- The Penguins clinch the first-ever Northeast Division title on Apr. 11 with a 4-0 win at Ottawa.

Transactions

Aug. 27, 1993 - Obtained Marty McSorley from Los Angeles for Shawn McEachern.

Feb. 15, 1994 - Obtained Shawn McEachern and Tomas Sandstrom from Los Angeles for Marty McSorley and Jim Paek.

Mar. 21, 1994 - Obtained Jim McKenzie from Dallas for Mike Needham.

Goaltenders

GOALIE	W-L-O	GP	MP	GA	SO	GAA
Roberto Romano	1-0-1	2	125	3	0	1.44
Tom Barrasso	22-15-5	44	2482	139	2	2.26
Ken Wregget	21-12-7	42	2456	138	1	3.37
Rob Dopson	0-0-0	2	45	3	0	4.00
TOTALS	44-27-13	84	5118	285	3	3.34

Scoring

PLAYERS	GP	G	A	PTS	PIM
Jaromir Jagr	80	32	67	99	61
Ron Francis	82	27	66	93	62
Kevin Stevens	83	41	47	88	155
Larry Murphy	84	17	56	73	44
Joe Mullen	84	38	32	70	41
Martin Straka	84	30	34	64	24
Doug Brown	77	18	37	55	18
Rick Tocchet	51	14	26	40	134
Mario Lemieux	22	17	20	37	32
Ulf Samuelsson	80	5	24	29	199
Shawn McEachern	27	12	9	21	10
Marty McSorley	47	3	18	21	139
Tomas Sandstrom	27	6	11	17	24
Bryan Trottier	41	4	11	15	36
Peter Taglianetti	60	2	12	14	142
Kjell Samuelsson	59	5	8	13	118
Mike Stapleton	58	7	4	11	18
Markus Naslund	71	4	7	11	27
Greg Brown	36	3	8	11	28
Jeff Daniels	63	3	5	8	20
Grant Jennings	61	2	4	6	126
Ed Patterson	27	3	1	4	10
Mike Ramsey	65	2	2	4	22
Jim Paek	41	0	4	4	8
Greg Hawgood	12	1	2	3	8
Pat Neaton	9	1	1	2	12
Larry DePalma	7	1	0	1	5
Mike Needham	25	1	0	1	2
Ken Wregget	42	0	1	1	8
Tom Barrasso	44	0	1	1	42
Jim McKenzie	11	0	0	0	16
Chris Tamer	12	0	0	0	9
Greg Andrusak	3	0	0	0	2
Justin Duberman	4	0	0	0	0
Ladislav Karabin	9	0	0	0	2
Rob Dopson	2	0	0	0	0
Roberto Romano	2	0	0	0	0
Bench					20

Games

DATE	RESULT	SCORE	OPPONENT
Oct. 5	L	3-4	Philadelphia
Oct. 7	W	2-1	MONTREAL
Oct. 9	W	3-2	NY RANGERS
Oct. 10	L	4-7	Quebec
Oct. 12	W	2-1	Florida
Oct. 14	L	2-3	Tampa Bay
Oct. 16	W	5-3	HARTFORD
Oct. 19	W	3-2	NY Islanders
Oct. 22	W	4-2	Buffalo
Oct. 23	T	3-3*	ST. LOUIS
Oct. 28	L	3-7	QUEBEC
Oct. 30	W	4-3	CHICAGO
Nov. 2	T	3-3*	San Jose
Nov. 3	W	6-2	BUFFALO
Nov. 6	L	3-8	Los Angeles
Nov. 7	W	5-4	Anaheim
Nov. 9	T	3-3*	St. Louis
Nov. 11	L	1-4	Chicago
Nov. 13	L	3-7	DETROIT
Nov. 16	W	11-5	PHILADELPHIA
Nov. 18	W	3-2	WASHINGTON
Nov. 20	T	2-2*	Montreal
Nov. 24	W	7-3	BOSTON
Nov. 26	T	4-4*	Washington
Nov. 27	T	2-2*	OTTAWA
Dec. 2	T	2-2*	NEW JERSEY
Dec. 4	W	7-6*	Hartford
Dec. 8	L	2-3	Dallas
Dec. 11	W	6-3	Tampa Bay
Dec. 14	W	4-2	LOS ANGELES
Dec. 16	W	2-1	BUFFALO
Dec. 19	L	3-6	NY ISLANDERS
Dec. 21	W	8-3	TAMPA BAY
Dec. 23	W	4-3	Boston
Dec. 26	L	3-7	Washington
Dec. 28	T	4-4*	PHILADELPHIA
Dec. 31	L	4-5	QUEBEC
Jan. 2	L	2-7	Hartford
Jan. 3	W	4-1	Ottawa
Jan. 7	W	4-3*	Buffalo
Jan. 8	T	2-2*	CALGARY
Jan. 11	W	5-4*	BOSTON
Jan. 13	T	2-2*	FLORIDA

DATE	RESULT	SCORE	OPPONENT
Jan. 15	W	4-3	EDMONTON
Jan. 18	L	3-6	Quebec
Jan. 25	W	4-2	OTTAWA
Jan. 27	W	3-0	QUEBEC
Jan. 29	T	4-4*	Toronto
Jan. 31	L	3-5	NY Rangers
Feb. 1	W	2-1	FLORIDA
Feb. 4	W	6-3	Detroit
Feb. 5	L	3-7	New Jersey
Feb. 7	L	1-4	MONTREAL
Feb. 10	L	3-5	NY ISLANDERS
Feb. 12	L	3-9	DALLAS
Feb. 13	W	3-0	Philadelphia
Feb. 15	W	5-3	WINNIPEG
Feb. 17	W	6-4	HARTFORD
Feb. 19	L	1-4	Montreal
Feb. 21	L	3-4*	NY Rangers
Feb. 24	T	2-2*	ANAHEIM
Feb. 26	W	4-3	BUFFALO
Feb. 28	W	4-3	Florida
Mar. 4	L	1-2	Buffalo
Mar. 6	W	5-3	Winnipeg
Mar. 8	W	7-3	BOSTON
Mar. 10	L	2-4	TORONTO
Mar. 12	W	6-2	NY RANGERS
Mar. 13	W	3-2	Hartford
Mar. 15	L	4-5*	WASHINGTON
Mar. 17	W	4-2	Boston
Mar. 19	W	5-4	VANCOUVER
Mar. 20	W	2-1	NY Islanders
Mar. 22	T	2-2*	SAN JOSE
Mar. 24	W	5-1	OTTAWA
Mar. 26	L	3-5	Calgary
Mar. 27	L	3-5	Edmonton
Mar. 30	W	3-1	Vancouver
Apr. 3	W	6-2	BOSTON
Apr. 4	W	2-1	TAMPA BAY
Apr. 6	W	3-1	NEW JERSEY
Apr. 8	L	2-7	New Jersey
Apr. 9	L	1-9	Montreal
Apr. 11	W	4-0	Ottawa

Home games in all CAPS

* - Overtime

44-27-13, 1st, Northeast Division

1994-95

Highlights

- The Penguins defeat the Tampa Bay Lightning, 6-3, to tie a club record with their seventh-consecutive victory from the start of the season on Feb. 4.
- Joe Mullen becomes the first American-born player to record 1,000 career points with an assist on Feb. 7 vs. Florida.
- Jaromir Jagr becomes the first European-trained player to win the Art Ross Trophy on May 3.
- Ron Francis records a league-best plus-30 rating.
- Ron Francis becomes the first Penguin to win the Selke Trophy and the second to win the Lady Byng.
- Jaromir Jagr is named a First-Team All-Star and Larry Murphy is named to the Second-Team.

Transactions

Feb. 16, 1995 - Acquired Wendell Young from Tampa Bay for future considerations.

Apr. 7, 1995 - Obtained Norm Maciver and Troy Murray from Ottawa for Martin Straka.

Apr. 7, 1995 - Acquired Drake Berehowsky from Toronto for Grant Jennings.

Goaltenders

GOALIE	W-L-O	GP	MP	GA	SO	GAA
Phil. DeRouville	1-0-0	1	60	3	0	3.00
Ken Wregget	25-9-2	38	2208	118	0	3.21
Wendell Young	3-6-0	10	497	27	0	3.26
Tom Barrasso	0-1-1	2	125	8	0	3.84
TOTALS	29-16-3	48	2901	158	0	3.27

Scoring

PLAYERS	GP	G	A	PTS	PIM
Jaromir Jagr	48	32	38	70	37
Ron Francis	44	11	48	59	18
Tomas Sandstrom	47	21	23	44	42
Luc Robitaille	46	23	19	42	37
Larry Murphy	48	13	25	38	18
Joe Mullen	45	16	21	37	6
John Cullen	46	13	24	37	66
Kevin Stevens	27	15	12	27	51
Shawn McEachern	44	13	13	26	22
Martin Straka	31	4	12	16	16
Ulf Samuelsson	44	1	15	16	113
Chris Joseph	33	5	10	15	46
Len Barrie	48	3	11	14	66
Mike Hudson	40	2	9	11	34
Norm Maciver	13	0	9	9	6
Kjell Samuelsson	41	1	6	7	54
Greg Hawgood	21	1	4	5	25
Markus Naslund	14	2	2	4	2
Greg Andrusak	7	0	4	4	6
Grant Jennings	25	0	4	4	36
Jim McKenzie	39	2	1	3	63
Chris Tamer	36	2	0	2	82
Troy Murray	13	0	2	2	23
Francois Leroux	40	0	2	2	114
Rusty Fitzgerald	4	1	0	1	0
Richard Park	1	0	1	1	2
Peter Taglianetti	13	0	1	1	12
Jeff Christian	1	0	0	0	0
Philippe DeRouville	1	0	0	0	0
Tom Barrasso	2	0	0	0	0
Drake Berehowsky	4	0	0	0	13
Wendell Young	10	0	0	0	2
Ken Wregget	38	0	0	0	14
Bench					10

Games

DATE	RESULT	SCORE	OPPONENT
Jan. 20	W	5-3	Tampa Bay
Jan. 23	W	6-5	Florida
Jan. 25	W	3-2	NY Rangers
Jan. 27	W	5-4	OTTAWA
Jan. 29	W	4-1	Washington
Feb. 1	W	4-3	NY RANGERS
Feb. 4	W	6-3	TAMPA BAY
Feb. 5	T	3-3*	New Jersey
Feb. 7	W	7-3	FLORIDA
Feb. 9	W	5-2	NY Islanders
Feb. 11	W	3-1	MONTREAL
Feb. 14	W	5-3	BOSTON
Feb. 16	W	5-2	HARTFORD
Feb. 18	L	2-4	Hartford
Feb. 19	T	3-3*	BUFFALO
Feb. 21	W	5-4	QUEBEC
Feb. 24	L	2-4	TAMPA BAY
Feb. 25	L	1-3	NY Islanders
Feb. 27	W	7-5	Quebec
Mar. 2	L	3-6	Buffalo
Mar. 4	W	4-3*	Boston
Mar. 5	L	2-6	Philadelphia
Mar. 7	L	4-5	QUEBEC
Mar. 9	W	4-2	NY ISLANDERS
Mar. 11	W	6-2	BUFFALO
Mar. 13	W	4-2	MONTREAL
Mar. 15	L	5-8	Montreal
Mar. 16	L	2-3	Quebec
Mar. 19	W	4-3	Ottawa
Mar. 21	W	3-2	Buffalo
Mar. 24	W	5-2	NEW JERSEY
Mar. 26	L	0-2	Florida
Mar. 28	W	6-3	NY ISLANDERS
Apr. 1	W	3-2	PHILADELPHIA
Apr. 5	L	4-8	HARTFORD
Apr. 8	L	1-2	Montreal
Apr. 10	W	4-3	Ottawa
Apr. 11	W	3-1	WASHINGTON
Apr. 15	W	5-2	OTTAWA

DATE	RESULT	SCORE	OPPONENT
Apr. 16	L	3-4*	Philadelphia
Apr. 18	W	6-5	NY RANGERS
Apr. 22	L	1-2	WASHINGTON
Apr. 23	W	4-2	Hartford
Apr. 26	T	3-3*	New Jersey
Apr. 28	W	4-1	BOSTON
Apr. 30	L	2-5	Boston
May 2	L	2-7	Washington
May 3	L	3-4	FLORIDA

Home games in all CAPS * - Overtime

1995-96

Highlights

- Mario Lemieux returns to the Pittsburgh lineup after a one-year leave of absence for medical reasons.
- Mario Lemieux records his 500th career goal on Oct. 26 at the NY Islanders, becoming the second-fastest to reach the mark.
- Ron Francis records his 1,200th career point on Dec. 26 at Buffalo.
- Mario Lemieux records five goals in a game against St. Louis on Mar. 26.
- Jaromir Jagr sets NHL records for points [149] and assists [87] in a season by a right wing.

Transactions

Aug. 2, 1995 - Obtained Bryan Smolinski, Glen Murray and Boston's third-round choice in the 1996 NHL Draft for Kevin Stevens and Shawn McEachern.

Mar. 20, 1996 - Obtained J.J. Daigneault from St. Louis for an eighth-round choice in the 1996 NHL Draft.

Mar. 20, 1996 - Obtained Alek Stojanov from Vancouver for Markus Naslund.

Goaltenders

GOALIE	W-L-O	GP	MP	GA	SO	GAA
Ken Wregget	20-13-2	37	2132	115	3	3.24
Tom Barrasso	29-16-2	49	2799	160	2	3.43
TOTALS	49-29-4	82	4948	284	5	3.44

Scoring

PLAYERS	GP	G	A	PTS	PIM
Mario Lemieux	70	69	92	161	54
Jaromir Jagr	82	62	87	149	96
Ron Francis	77	27	92	119	56
Petr Nedved	80	45	54	99	68
Tomas Sandstrom	58	35	35	70	69
Sergei Zubov	64	11	55	66	22
Bryan Smolinski	81	24	40	64	69
Markus Naslund	66	19	33	52	36
Dmitri Mironov	72	3	31	34	88
Glen Murray	69	14	15	29	57
Norm Maciver	32	2	21	23	32
Chris Joseph	70	5	14	19	71
Dave Roche	71	7	7	14	130
Chris Tamer	70	4	10	14	153
Neil Wilkinson	41	2	10	12	87
Kevin Miller	13	6	5	11	4
Francois Leroux	66	2	9	11	161
Joe Dziedzic	69	5	5	10	68
Richard Park	56	4	6	10	36
J.J. Daigneault	13	3	3	6	23
Dave McLlwain	18	2	4	6	4
Brad Lauer	21	4	1	5	6
Corey Foster	11	2	2	4	2
Chris Wells	54	2	2	4	59
Rusty Fitzgerald	21	1	2	3	12
Tom Barrasso	49	0	3	3	18
Ian Moran	51	1	1	2	47
Ed Patterson	35	0	2	2	38
Ken Wregget	37	0	2	2	8
Alek Stojanov	10	1	0	1	7
Drake Berehowsky	1	0	0	0	0
Greg Andrusak	2	0	0	0	0
Stefan Bergkvist	2	0	0	0	2
Jeff Christian	3	0	0	0	2
Len Barrie	5	0	0	0	18
Peter Allen	8	0	0	0	8
Bench					12

Games

DATE	RESULT	SCORE	OPPONENT
Oct. 7	W	8-3	TORONTO
Oct. 9	T	6-6*	Colorado
Oct. 12	L	1-5	Chicago
Oct. 14	W	5-2	ANAHEIM
Oct. 20	T	2-2*	Hartford
Oct. 21	L	2-3*	LOS ANGELES
Oct. 26	W	7-5	NY Islanders
Oct. 28	W	5-3	New Jersey
Nov. 1	W	10-0	TAMPA BAY
Nov. 3	T	3-3*	Buffalo
Nov. 4	W	7-4	PHILADELPHIA
Nov. 8	W	7-1	Ottawa
Nov. 10	W	9-1	San Jose
Nov. 11	L	2-3	Los Angeles
Nov. 14	W	4-2	DALLAS
Nov. 17	W	3-2*	Washington
Nov. 18	W	3-0	WASHINGTON
Nov. 21	L	4-9	NY Rangers
Nov. 22	L	3-4	NY RANGERS
Nov. 25	W	5-3	BUFFALO
Nov. 28	W	7-2	OTTAWA
Nov. 30	W	9-6	Boston
Dec. 1	W	2-1	FLORIDA
Dec. 3	W	5-4	Tampa Bay
Dec. 5	W	6-3	NY Islanders
Dec. 7	W	7-5	MONTREAL
Dec. 9	W	6-0	HARTFORD
Dec. 13	L	3-6	Anaheim
Dec. 15	W	5-1	Dallas
Dec. 17	L	5-6	Philadelphia
Dec. 19	W	7-1	CALGARY
Dec. 22	L	2-4	MONTREAL
Dec. 23	L	0-1	Montreal
Dec. 26	W	6-3	BUFFALO
Dec. 28	W	9-4	HARTFORD
Dec. 30	W	6-5	FLORIDA
Jan. 1	L	2-4	Washington
Jan. 3	W	4-1	OTTAWA
Jan. 5	W	5-2	DETROIT
Jan. 6	L	2-3	St. Louis
Jan. 8	W	8-5	VANCOUVER
Jan. 12	L	5-6	MONTREAL
Jan. 13	L	8-10	SAN JOSE

DATE	RESULT	SCORE	OPPONENT
Jan. 16	L	2-5	COLORADO
Jan. 17	W	1-0	Buffalo
Jan. 22	W	7-6*	BOSTON
Jan. 24	W	4-3	Ottawa
Jan. 27	W	7-4	PHILADELPHIA
Jan. 29	L	1-2	Florida
Jan. 31	L	1-4	Tampa Bay
Feb. 3	L	0-3	Detroit
Feb. 6	W	6-5	BOSTON
Feb. 7	T	1-1*	New Jersey
Feb. 10	W	6-3	CHICAGO
Feb. 12	L	1-4	Toronto
Feb. 16	W	1-0	Winnipeg
Feb. 18	W	4-3*	NY RANGERS
Feb. 21	L	3-6	Buffalo
Feb. 23	W	5-4	HARTFORD
Feb. 24	L	3-7	Montreal
Feb. 27	W	7-4	Vancouver
Feb. 29	L	3-7	Calgary
Mar. 1	W	5-4	Edmonton
Mar. 5	W	9-4	WINNIPEG
Mar. 7	W	5-1	OTTAWA
Mar. 9	L	3-4*	NEW JERSEY
Mar. 13	L	2-3	Hartford
Mar. 14	L	2-4	Boston
Mar. 16	W	4-2	NY ISLANDERS
Mar. 21	W	5-4	EDMONTON
Mar. 23	L	5-7	BUFFALO
Mar. 24	W	8-2	NY Rangers
Mar. 26	W	8-4	ST. LOUIS
Mar. 28	W	3-2	Florida
Mar. 30	W	2-1	NEW JERSEY
Mar. 31	L	1-4	Philadelphia
Apr. 4	W	4-2	WASHINGTON
Apr. 6	W	2-1	TAMPA BAY
Apr. 8	L	4-5	Hartford
Apr. 10	L	2-6	NY ISLANDERS
Apr. 11	W	5-3	Ottawa
Apr. 14	L	5-6	Boston

Home games in all CAPS * - Overtime

49-29-4, 1st, Northeast Division

1996-97

Highlights

- Mario Lemieux becomes the ninth player to record 1,400 points on Nov. 30 vs. Boston.
- Jaromir Jagr records his 600th point on Jan. 4 vs. Tampa Bay.
- Mario Lemieux ties the NHL record for goals in a period with four against Montreal on Jan. 26.
- Mario Lemieux scores his 600th career goal on Feb. 4 vs. Vancouver.
- Joe Mullen becomes the first American-born player to record 500 goals on Mar. 14 at Colorado.
- Ron Francis records his 400th career goal on Mar. 29 vs. Los Angeles.
- Patrick Lalime sets the NHL record for longest unbeaten streak from the beginning of a career by going 14-0-2.

Transactions

June 22, 1996 - Obtained Kevin Hatcher from Dallas for Sergei Zubov.

Nov. 17, 1996 - Obtained Darius Kasparaitis and Andreas Johansson from NY Islanders for Bryan Smolinski.

Nov. 19, 1996 - Obtained Stu Barnes and Jason Woolley from Florida for Chris Wells.

Jan. 27, 1997 - Obtained Greg Johnson from Detroit for Tomas Sandstrom.

Mar. 18, 1997 - Obtained Eddie Olczyk from Los Angeles for Glen Murray.

Goaltenders

GOALIE	W-L-O	GP	MP	GA	SO	GAA
Patrick Lalime	21-12-2	39	2058	101	3	2.94
Phil. DeRouville	0-2-0	2	111	6	0	3.24
Ken Wregget	17-17-6	46	2514	136	2	3.25
Tom Barrasso	0-5-0	5	270	26	0	5.78
TOTALS	38-36-8	82	4969	280	5	3.38

Scoring

PLAYERS	GP	G	A	PTS	PIM
Mario Lemieux	76	50	72	122	65
Jaromir Jagr	63	47	48	95	40
Ron Francis	81	27	63	90	20
Petr Nedved	74	33	38	71	66
Kevin Hatcher	80	15	39	54	103
Stu Barnes	62	17	22	39	16
Jason Woolley	57	6	30	36	28
Fredrik Olausson	51	7	20	27	24
Tomas Sandstrom	40	9	15	24	33
Joe Mullen	54	7	15	22	4
Glen Murray	66	11	11	22	24
Alex Hicks	55	5	15	20	76
Joe Dziedzic	59	9	9	18	63
Darius Kasparaitis	57	2	16	18	84
J.J. Daigneault	53	3	14	17	36
Greg Johnson	32	7	9	16	14
Eddie Olczyk	12	4	7	11	6
Dave Roche	61	5	5	10	155
Ian Moran	36	4	5	9	22
Andreas Johansson	27	2	7	9	20
Garry Valk	17	3	4	7	25
Dmitri Mironov	15	1	5	6	24
Chris Tamer	45	2	4	6	131
Alek Stojanov	35	1	4	5	79
Josef Beranek	8	3	1	4	4
Jeff Christian	11	2	2	4	13
Tyler Wright	45	2	2	4	70
Petr Klima	9	1	3	4	4
Craig Muni	64	0	4	4	36
Dan Quinn	16	0	3	3	10
Francois Leroux	59	0	3	3	81
Ken Wregget	46	0	1	1	6
Domenic Pittis	1	0	0	0	0
Richard Park	1	0	0	0	0
Philippe DeRouville	2	0	0	0	0
Tom Barrasso	5	0	0	0	0
Stefan Bergkvist	5	0	0	0	7
Ed Patterson	6	0	0	0	8
Roman Oksiuta	7	0	0	0	4
Shawn Antoski	13	0	0	0	49
Neil Wilkinson	23	0	0	0	36
Patrick Lalime	39	0	0	0	0

Games

DATE	RESULT	SCORE	OPPONENT
Oct. 5	L	3-4*	TAMPA BAY
Oct. 8	L	3-7	Hartford
Oct. 11	L	2-3	Ottawa
Oct. 12	W	3-2	OTTAWA
Oct. 16	L	1-8	NY Rangers
Oct. 17	L	1-4	Buffalo
Oct. 19	W	2-1	WASHINGTON
Oct. 22	L	2-5	Edmonton
Oct. 24	L	5-7	Calgary
Oct. 26	L	1-2	Vancouver
Nov. 1	L	2-4	Washington
Nov. 2	W	7-3	OTTAWA
Nov. 6	W	5-2	EDMONTON
Nov. 8	T	5-5*	Tampa Bay
Nov. 9	L	2-4	Florida
Nov. 12	W	3-0	BUFFALO
Nov. 14	L	1-2*	Boston
Nov. 16	L	3-8	NY RANGERS
Nov. 19	W	4-2	ST. LOUIS
Nov. 21	L	3-7	Philadelphia
Nov. 22	W	7-1	Hartford
Nov. 27	T	2-2*	MONTREAL
Nov. 30	W	6-2	BOSTON
Dec. 3	T	4-4*	HARTFORD
Dec. 4	W	4-2	Ottawa
Dec. 6	W	5-3	Washington
Dec. 7	W	5-3	ANAHEIM
Dec. 10	W	5-3	Los Angeles
Dec. 11	W	7-3	Anaheim
Dec. 13	W	4-0	San Jose
Dec. 15	L	1-2	Chicago
Dec. 17	L	4-6	BOSTON
Dec. 19	W	4-0	St. Louis
Dec. 21	W	3-1	SAN JOSE
Dec. 23	W	6-5	Toronto
Dec. 26	T	3-3*	MONTREAL
Dec. 28	W	2-0	BUFFALO
Dec. 30	W	5-3	WASHINGTON
Jan. 2	W	6-1	New Jersey
Jan. 4	W	7-3	TAMPA BAY
Jan. 7	W	5-3	NY Islanders
Jan. 10	W	5-2	NY ISLANDERS

DATE	RESULT	SCORE	OPPONENT
Jan. 11	T	3-3*	Ottawa
Jan. 14	W	3-1	DALLAS
Jan. 15	W	3-0	Hartford
Jan. 21	W	4-2	CALGARY
Jan. 23	L	3-4*	COLORADO
Jan. 25	L	4-7	NY RANGERS
Jan. 26	W	5-2	Montreal
Jan. 29	L	1-3	Buffalo
Feb. 1	W	4-1	PHOENIX
Feb. 4	W	6-4	VANCOUVER
Feb. 5	W	6-3	Montreal
Feb. 8	L	5-6*	DETROIT
Feb. 12	L	1-5	NY ISLANDERS
Feb. 15	L	1-5	Philadelphia
Feb. 16	L	2-6	PHILADELPHIA
Feb. 18	W	4-2	FLORIDA
Feb. 22	L	2-5	CHICAGO
Feb. 23	L	1-4	NY Islanders
Feb. 27	L	1-4	Detroit
Mar. 1	L	3-6	New Jersey
Mar. 4	L	1-3	NEW JERSEY
Mar. 5	L	2-4	Buffalo
Mar. 8	W	3-2*	PHILADELPHIA
Mar. 10	T	2-2*	MONTREAL
Mar. 12	T	5-5*	Phoenix
Mar. 14	L	3-6	Colorado
Mar. 16	L	2-6	Dallas
Mar. 18	W	5-3	BUFFALO
Mar. 20	W	6-3	TORONTO
Mar. 22	L	2-3	NEW JERSEY
Mar. 24	L	0-3	NY Rangers
Mar. 26	L	5-8	Montreal
Mar. 29	W	4-1	LOS ANGELES
Mar. 31	W	4-3	FLORIDA
Apr. 3	T	5-5*	HARTFORD
Apr. 5	W	5-2	OTTAWA
Apr. 8	W	3-1	BOSTON
Apr. 10	L	3-4	Tampa Bay
Apr. 11	L	2-4	Florida
Apr. 13	L	3-7	Boston

Home games in all CAPS

* - Overtime

38-36-8, 2nd, Northeast Division

1997-98

Highlights

- Tom Barrasso records his 300th career victory at Florida on Oct. 19.
- Ron Francis records his 1,400th career point on Jan. 29 at Boston.
- Nine Penguins represent their countries at the 1998 Winter Olympics in Nagano, Japan, with seven bringing home medals.
- Ken Wregget records his 200th career victory on Mar. 7 vs. Philadelphia.
- Ron Francis records his 1,000th career assist on Mar. 21 vs. Philadelphia.
- Jaromir Jagr records his 300th goal on Apr. 15 vs. Tampa Bay.
- Jaromir Jagr captures his second Art Ross Trophy with 102 points.

Transactions

Aug. 12, 1997 - Obtained Jiri Slegř from Edmonton for a third-round choice in the 1998 NHL Draft.

Oct. 22, 1997 - Obtained Tuomas Gronman from Chicago for Greg Johnson.

Mar. 24, 1998 - Obtained Sean Pronger from Anaheim for the rights to Patrick Lalime.

Goaltenders

GOALIE	W-L-O	GP	MP	GA	SO	GAA
Peter Skudra	6-4-3	17	851	26	0	1.83
Tom Barrasso	31-14-13	63	3542	122	7	2.07
Ken Wregget	3-6-2	15	611	28	0	2.75
TOTALS	40-24-18	82	5022	188	7	2.29

Scoring

PLAYERS	GP	G	A	PTS	PIM
Jaromir Jagr	77	35	67	102	64
Ron Francis	81	25	62	87	20
Stu Barnes	78	30	35	65	30
Kevin Hatcher	74	19	29	48	66
Martin Straka	75	19	23	42	28
Rob Brown	82	15	25	40	59
Fredrik Olausson	76	6	27	33	42
Aleksey Morozov	76	13	13	26	8
Eddie Olczyk	56	11	11	22	35
Robert Lang	51	9	13	22	14
Alex Hicks	58	7	13	20	54
Brad Werenka	71	3	15	18	46
Jiri Slegř	73	5	12	17	109
Andreas Johansson	50	5	10	15	20
Darius Kasparaitis	81	4	8	12	127
Robert Dome	30	5	2	7	12
Peter Ferraro	29	3	4	7	12
Chris Ferraro	46	3	4	7	43
Tyler Wright	82	3	4	7	112
Ian Moran	37	1	6	7	19
Chris Tamer	79	0	7	7	181
Neil Wilkinson	34	2	4	6	24
Garry Valk	39	2	1	3	33
Tuomas Gronman	22	1	2	3	25
Tom Barrasso	63	0	2	2	14
Greg Johnson	5	1	0	1	2
Sean Pronger	5	1	0	1	2
Peter Skudra	17	0	1	1	2
Sven Butenschon	8	0	0	0	6
Ken Wregget	15	0	0	0	6

Games

DATE	RESULT	SCORE	OPPONENT
Oct. 1	T	3-3*	LOS ANGELES
Oct. 3	W	4-3	Carolina
Oct. 4	L	3-5	FLORIDA
Oct. 8	L	0-3	MONTREAL
Oct. 9	L	1-3	Philadelphia
Oct. 11	W	4-1	CAROLINA
Oct. 14	W	1-0	NY Rangers
Oct. 15	T	1-1*	Montreal
Oct. 17	W	4-1	Tampa Bay
Oct. 19	W	4-1	Florida
Oct. 22	W	5-2	San Jose
Oct. 24	L	3-4	Edmonton
Oct. 25	W	3-2*	Vancouver
Oct. 28	L	3-6	Calgary
Nov. 1	W	7-6*	VANCOUVER
Nov. 2	L	1-3	Chicago
Nov. 5	L	2-5	DALLAS
Nov. 7	T	1-1*	Detroit
Nov. 8	T	2-2*	BUFFALO
Nov. 12	L	1-4	WASHINGTON
Nov. 14	L	1-3	NY Rangers
Nov. 15	W	5-0	Toronto
Nov. 19	T	3-3*	BOSTON
Nov. 20	W	2-0	Ottawa
Nov. 22	W	4-3*	NY RANGERS
Nov. 24	W	5-1	BUFFALO
Nov. 26	W	3-2	CAROLINA
Nov. 29	W	6-3	MONTREAL
Dec. 1	W	1-0	Montreal
Dec. 4	L	0-4	NEW JERSEY
Dec. 6	W	5-2	ANAHEIM
Dec. 9	W	2-1	Los Angeles
Dec. 10	W	3-0	Anaheim
Dec. 12	T	2-2*	Phoenix
Dec. 16	T	1-1*	TAMPA BAY
Dec. 19	T	3-3*	Colorado
Dec. 20	L	1-4	St. Louis
Dec. 26	W	4-1	Washington
Dec. 27	L	0-1	MONTREAL
Dec. 29	W	5-1	NY ISLANDERS
Dec. 31	W	3-2	CAROLINA
Jan. 3	L	4-5*	COLORADO

DATE	RESULT	SCORE	OPPONENT
Jan. 6	W	4-2	NY Islanders
Jan. 7	L	1-3	New Jersey
Jan. 10	W	4-1	NEW JERSEY
Jan. 12	W	4-1	Carolina
Jan. 14	L	2-5	Boston
Jan. 20	T	0-0*	OTTAWA
Jan. 22	W	3-2	New Jersey
Jan. 24	W	4-2	BOSTON
Jan. 26	W	4-2	ST. LOUIS
Jan. 28	T	2-2*	Washington
Jan. 29	W	4-2	Boston
Jan. 31	W	4-2	DETROIT
Feb. 2	L	2-4	NY ISLANDERS
Feb. 4	T	2-2*	WASHINGTON
Feb. 6	T	2-2*	Buffalo
Feb. 7	T	2-2*	Ottawa
Feb. 25	W	6-2	Montreal
Feb. 28	L	2-6	Boston
Mar. 2	W	3-1	TORONTO
Mar. 5	T	2-2*	CHICAGO
Mar. 7	W	6-4	PHILADELPHIA
Mar. 8	L	3-4*	Philadelphia
Mar. 11	W	4-1	CALGARY
Mar. 14	W	2-1	BUFFALO
Mar. 15	L	0-3	Buffalo
Mar. 18	W	4-2	EDMONTON
Mar. 21	W	4-3	PHILADELPHIA
Mar. 22	T	0-0*	Dallas
Mar. 26	L	3-4	NY Islanders
Mar. 28	T	2-2*	NY RANGERS
Mar. 29	T	1-1*	OTTAWA
Apr. 1	L	2-3	SAN JOSE
Apr. 4	W	4-1	Tampa Bay
Apr. 5	L	1-3	Florida
Apr. 7	L	1-2	PHOENIX
Apr. 9	L	1-4	Ottawa
Apr. 11	T	3-3*	FLORIDA
Apr. 15	W	5-1	TAMPA BAY
Apr. 16	W	4-1	Carolina
Apr. 18	W	5-2	BOSTON

Home games in all CAPS

* - Overtime

40-24-18, 1st, Northeast Division

1998-99

Highlights

- Jaromir Jagr records his 800th career point Jan. 31 at Montreal.
- Penguins win five consecutive overtime games for the first time in club history and lead the NHL with 28 overtime points.
- Tom Barrasso passes Gump Worsley for 10th place on the NHL's all-time wins list with his 336th victory on Jan. 5 vs. Calgary.
- Penguins win 10 games in a row, Jan. 28-Feb. 15, the second-longest winning streak in team history.
- Tom Barrasso, Peter Skudra and Jean-Sebastien Aubin all record shutouts, making it the first time in club history that three different goalies record shutouts in one season.
- Jaromir Jagr captures his first Hart Trophy as league MVP. Jagr also wins his third Art Ross Trophy as the league's leading scorer.

Transactions

June 17, 1998 - Obtained German Titov and Todd Hlushko from Calgary for Ken Wregget and Dave Roche.

Nov. 25, 1998 - Obtained Alexei Kovalev, Harry York and future considerations from NY Rangers for Petr Nedved, Chris Tamer and Sean Pronger.

Mar. 11, 1999 - Obtained Matthew Barnaby from Buffalo for Stu Barnes.

Goaltenders

GOALIE	W-L-O	GP	MP	GA	SO	GAA
J.S. Aubin	4-3-6	17	756	28	2	2.22
Tom Barrasso	19-16-3	43	2306	98	4	2.55
Peter Skudra	15-11-5	37	1914	89	3	2.79
TOTALS	38-30-14	82	5011	225	9	2.74

Scoring

PLAYERS	GP	G	A	PTS	PIM
Jaromir Jagr	81	44	83	127	66
Martin Straka	80	35	48	83	26
German Titov	72	11	45	56	34
Alexei Kovalev	63	20	26	46	37
Robert Lang	72	21	23	44	24
Kip Miller	77	19	23	42	22
Jan Hrdina	82	13	29	42	40
Kevin Hatcher	66	11	27	38	24
Stu Barnes	64	20	12	32	20
Rob Brown	58	13	11	24	16
Brad Werenka	81	6	18	24	93
Jiri Slegr	63	3	20	23	86
Aleksey Morozov	67	9	10	19	14
Dan Kesa	67	2	8	10	27
Bobby Dollas	70	2	8	10	60
Ian Moran	62	4	5	9	37
Maxim Galanov	51	4	3	7	14
Jeff Serowik	26	0	6	6	16
Darius Kasparaitis	48	1	4	5	70
Matthew Barnaby	18	2	2	4	34
Tom Barrasso	43	0	3	3	20
Martin Sonnenberg	44	1	1	2	19
Patrick Lebeau	8	1	0	1	2
Greg Andrusak	7	0	1	1	4
Victor Ignatjev	11	0	1	1	6
Sean Pronger	2	0	0	0	0
Harry York	2	0	0	0	0
Ryan Savoia	3	0	0	0	0
Pavel Skrbek	4	0	0	0	2
Brian Bonin	5	0	0	0	0
Chris Tamer	11	0	0	0	32
Sven Butenschon	17	0	0	0	6
J.S. Aubin	17	0	0	0	0
Neil Wilkinson	24	0	0	0	22
Peter Skudra	37	0	0	0	2
Tyler Wright	61	0	0	0	90

Games

DATE	RESULT	SCORE	OPPONENT
Oct. 10	W	4-3	NY Islanders
Oct. 14	W	3-1	New Jersey
Oct. 17	T	3-3*	NY RANGERS
Oct. 21	L	0-5	Tampa Bay
Oct. 24	L	4-6	TORONTO
Oct. 26	W	2-0	Toronto
Oct. 28	W	5-2	Calgary
Oct. 30	T	2-2*	Vancouver
Oct. 31	L	1-4	Edmonton
Nov. 3	T	4-4*	PHILADELPHIA
Nov. 5	W	4-2	Ottawa
Nov. 7	T	0-0*	BOSTON
Nov. 10	W	3-2	NY ISLANDERS
Nov. 13	L	3-4	New Jersey
Nov. 14	W	4-0	FLORIDA
Nov. 17	L	1-4	PHILADELPHIA
Nov. 19	W	5-1	Tampa Bay
Nov. 21	W	5-2	TAMPA BAY
Nov. 25	L	4-5	Washington
Nov. 27	T	2-2*	NY RANGERS
Nov. 28	W	4-3	Montreal
Dec. 1	T	4-4*	ANAHEIM
Dec. 4	T	3-3*	Carolina
Dec. 5	L	1-2	Boston
Dec. 12	W	4-3	St. Louis
Dec. 15	W	3-2*	TAMPA BAY
Dec. 16	L	1-4	Florida
Dec. 19	W	3-0	WASHINGTON
Dec. 21	L	1-7	Toronto
Dec. 22	L	0-3	LOS ANGELES
Dec. 26	W	2-1*	OTTAWA
Dec. 30	W	7-4	FLORIDA
Jan. 2	W	4-2	Florida
Jan. 5	W	5-1	CALGARY
Jan. 7	W	4-2	CAROLINA
Jan. 9	W	2-1	ST. LOUIS
Jan. 13	L	3-5	Phoenix
Jan. 15	L	2-3	San Jose
Jan. 16	W	5-1	Los Angeles
Jan. 18	L	3-5	Anaheim
Jan. 21	L	2-5	NY ISLANDERS
Jan. 26	L	3-5	CAROLINA

DATE	RESULT	SCORE	OPPONENT
Jan. 28	W	6-0	TORONTO
Jan. 30	W	5-2	BOSTON
Jan. 31	W	5-3	Montreal
Feb. 2	W	5-3	BUFFALO
Feb. 5	W	3-0	FLORIDA
Feb. 7	W	2-1	DETROIT
Feb. 9	W	3-2*	MONTREAL
Feb. 11	W	6-5*	VANCOUVER
Feb. 13	W	3-2*	Nashville
Feb. 15	W	7-3	WASHINGTON
Feb. 17	L	1-3	NY Islanders
Feb. 19	L	1-6	NY Rangers
Feb. 21	L	1-2	Philadelphia
Feb. 22	W	4-1	PHOENIX
Feb. 25	W	3-2	Colorado
Feb. 26	L	4-6	Dallas
Feb. 28	L	3-4	Washington
Mar. 3	T	4-4*	MONTREAL
Mar. 5	T	2-2*	EDMONTON
Mar. 7	L	1-3	COLORADO
Mar. 9	L	2-3	NEW JERSEY
Mar. 10	W	3-2*	Carolina
Mar. 13	W	4-0	PHILADELPHIA
Mar. 16	T	2-2*	DALLAS
Mar. 17	W	2-0	Tampa Bay
Mar. 20	T	1-1*	NASHVILLE
Mar. 21	T	2-2*	NY Rangers
Mar. 23	W	5-2	CHICAGO
Mar. 25	L	3-5	New Jersey
Mar. 27	T	1-1*	BUFFALO
Mar. 28	L	3-4*	Buffalo
Mar. 30	L	4-6	OTTAWA
Apr. 1	T	3-3*	Ottawa
Apr. 3	L	2-4	NEW JERSEY
Apr. 5	L	1-3	Buffalo
Apr. 8	L	1-3	Philadelphia
Apr. 11	W	3-0	Detroit
Apr. 15	L	2-4	Boston
Apr. 17	L	2-7	NY ISLANDERS
Apr. 18	W	2-1*	NY Rangers

Home games in all CAPS

* - Overtime

38-30-14, 3rd, Atlantic Division

1999-00

Highlights

- Jaromir Jagr opens the season with a 15-game point streak from Oct. 1-Nov. 13 (14G-19A=33Pts).
- Jaromir Jagr sets an NHL record by recording a point on 15 consecutive goals from Oct. 16-Nov. 4 (7G-8A=15Pts).
- Jaromir Jagr nets his fifth career hat trick and his 900th point on Nov. 26 vs. Ottawa.
- Herb Brooks replaces Kevin Constantine as head coach on Dec. 9.
- Jaromir Jagr records a career-best seven points (3G-4A) on Dec. 30.
- Martin Straka ties the team record for two fastest goals by one player (four seconds) on Feb. 11 vs. Edmonton.
- Jaromir Jagr captures his third consecutive Art Ross Trophy (fourth overall).
- The Penguins and Philadelphia Flyers play the third-longest game in NHL history in Game 5 of the Eastern Conference Semifinals. Goaltender Ron Tugnutt makes 70 saves in the four-and-a-half overtime, 2-1 loss.

Transactions

Mar. 13, 2000 - Obtained Bob Boughner from Nashville for Pavel Skrbek.

Mar. 14, 2000 - Obtained Ron Tugnutt and Janne Laukkanen from Ottawa for Tom Barrasso; Acquired Rene Corbet and Tyler Moss from Calgary for Brad Werenka; Acquired Josef Beranek from Edmonton for German Titov.

Goaltenders

GOALIE	W-L-O	GP	MP	GA	SO	GAA
Ron Tugnutt	4-2-0	7	374	15	0	2.41
J. S. Aubin	23-21-3	51	2789	120	2	2.58
Peter Skudra	5-7-3	20	922	48	1	3.12
Tom Barrasso	5-7-2	18	870	46	1	3.17
TOTALS	37-37-8	82	4984	236	4	2.88

Scoring

PLAYERS	GP	G	A	PTS	PIM
Jaromir Jagr	63	42	54	96	50
Alexei Kovalev	82	26	40	66	94
Robert Lang	78	23	42	65	14
Martin Straka	71	20	39	59	26
Jan Hrdina	70	13	33	46	43
German Titov	63	17	25	42	34
Aleksey Morozov	68	12	19	31	14
Jiri Slegl	74	11	20	31	82
Matthew Barnaby	64	12	12	24	197
Rob Brown	50	10	13	23	10
Tyler Wright	50	12	10	22	45
Michal Rozsival	75	4	17	21	48
Kip Miller	44	4	15	19	10
Darius Kasparaitis	73	3	12	15	146
Hans Jonsson	68	3	11	14	12
Pat Falloon	30	4	9	13	10
Ian Moran	73	4	8	12	28
Brad Werenka	61	3	8	11	69
Josef Beranek	13	4	4	8	18
Janne Laukkanen	11	1	7	8	12
Robert Dome	22	2	5	7	0
Andrew Ference	30	2	4	6	20
Tom Chorske	33	1	5	6	2
Peter Popovic	54	1	5	6	30
Steve Leach	56	2	3	5	24
John Slaney	29	1	4	5	10
Martin Sonnenberg	14	1	2	3	0
Dan Trebil	3	1	0	1	0
Rene Corbet	4	1	0	1	0
Bob Boughner	11	1	0	1	69
J.S. Aubin	51	0	1	1	2
Sven Butenschon	3	0	0	0	0
Peter Skudra	20	0	0	0	0
Dennis Bonvie	28	0	0	0	80
Ron Tugnutt	7	0	0	0	0
Tom Barrasso	18	0	0	0	6

Games

DATE	RESULT	SCORE	OPPONENT
Oct. 1	L	4-6	Dallas
Oct. 7	W	7-5	New Jersey
Oct. 8	T	3-3*	COLORADO
Oct. 14	W	5-2	NY Rangers
Oct. 16	T	3-3*	CHICAGO
Oct. 23	L	2-3	CAROLINA
Oct. 27	L	1-2*	Anaheim
Oct. 28	L	3-5	Los Angeles
Oct. 30	T	1-1*	San Jose
Nov. 2	L	4-5	LOS ANGELES
Nov. 4	L	1-2	Ottawa
Nov. 6	L	4-7	TAMPA BAY
Nov. 10	W	5-4	MONTREAL
Nov. 12	L	2-3*	Detroit
Nov. 13	W	6-2	NASHVILLE
Nov. 16	W	3-2	BUFFALO
Nov. 18	L	1-2	Tampa Bay
Nov. 20	L	1-2*	Florida
Nov. 23	W	3-1	TORONTO
Nov. 26	W	5-0	OTTAWA
Nov. 27	L	3-5	Carolina
Nov. 30	W	4-1	Buffalo
Dec. 2	L	2-5	SAN JOSE
Dec. 4	L	2-3*	Toronto
Dec. 7	L	1-2	New Jersey
Dec. 9	W	3-0	WASHINGTON
Dec. 11	W	4-2	PHOENIX
Dec. 14	W	4-2	BOSTON
Dec. 15	W	6-3	Carolina
Dec. 18	L	2-5	FLORIDA
Dec. 20	L	1-5	Montreal
Dec. 21	W	4-0	NY Islanders
Dec. 23	W	4-3	TAMPA BAY
Dec. 26	W	4-2	Chicago
Dec. 29	L	2-3*	Washington
Dec. 30	W	9-3	NY ISLANDERS
Jan. 2	W	4-3	DETROIT
Jan. 5	L	1-3	NEW JERSEY
Jan. 7	W	5-2	TORONTO
Jan. 8	L	2-6	Philadelphia
Jan. 12	L	1-3	Phoenix
Jan. 13	L	3-4	Colorado

DATE	RESULT	SCORE	OPPONENT
Jan. 15	L	2-4	Nashville
Jan. 19	W	3-1	ST. LOUIS
Jan. 22	L	2-4	Montreal
Jan. 23	T	4-4*	PHILADELPHIA
Jan. 25	L	3-4	NY RANGERS
Jan. 27	W	4-1	ATLANTA
Jan. 29	L	1-7	ANAHEIM
Jan. 31	W	2-1*	Atlanta
Feb. 1	W	3-2	WASHINGTON
Feb. 3	W	4-2	NY ISLANDERS
Feb. 9	W	5-2	ATLANTA
Feb. 11	T	2-2*	EDMONTON
Feb. 12	L	1-5	NY Islanders
Feb. 14	W	3-0	VANCOUVER
Feb. 16	T	1-1*	BUFFALO
Feb. 19	W	2-1	Florida
Feb. 21	L	1-2	Tampa Bay
Feb. 22	L	3-4	NY Rangers
Feb. 24	L	3-4*	Philadelphia
Feb. 26	T	2-2*	BOSTON
Feb. 28	T	1-1*	OTTAWA
Mar. 1	L	2-8	Calgary
Mar. 4	W	3-2	Edmonton
Mar. 8	L	0-3	MONTREAL
Mar. 9	L	0-7	Ottawa
Mar. 11	W	3-1	NY RANGERS
Mar. 13	L	2-3	NEW JERSEY
Mar. 16	W	4-2	FLORIDA
Mar. 18	L	2-3	Boston
Mar. 19	W	5-4	NY RANGERS
Mar. 21	W	8-2	NY Islanders
Mar. 24	W	5-3	Atlanta
Mar. 26	L	1-3	Philadelphia
Mar. 28	W	3-2	NEW JERSEY
Mar. 30	W	4-3*	Washington
Apr. 1	L	2-3	PHILADELPHIA
Apr. 3	W	3-2	CAROLINA
Apr. 5	W	4-2	Toronto
Apr. 7	W	2-1*	Buffalo
Apr. 9	L	1-3	Boston

Home games in all CAPS

* - Overtime

37-31-8-6, 3rd, Atlantic Division

2000-01

Highlights

- The Penguins open the 2000-01 season with two games against the Nashville Predators in Japan.
- Jaromir Jagr records his 400th goal on Nov. 13 at Colorado.
- Mario Lemieux announces his comeback to the NHL on Dec. 11. Lemieux posts three points (1G-2A) against the Toronto Maple Leafs in his first game back on Dec. 27.
- Lemieux records career point 1,500 and Jagr records his 1,000th against Ottawa on Dec. 30.
- Lemieux posts his 40th career hat trick on Jan. 24 vs. Montreal, the second most in league history.
- Alexei Kovalev records hat tricks in back-to-back games against the Flyers (Feb. 7) and Devils (Feb. 10).
- Jaromir Jagr wins his fourth consecutive Art Ross trophy (fifth overall).

Transactions

- Dec. 28, 2000** - Obtained Marc Bergevin from St. Louis for Dan Trebil.
- Jan. 14, 2001** - Obtained Kevin Stevens from Philadelphia for John Slaney.
- Feb. 1, 2001** - Obtained Wayne Primeau from Tampa Bay for Matthew Barnaby.
- Mar. 12, 2001** - Obtained Johan Hedberg and Bobby Dollas from San Jose for Jeff Norton.

Goaltenders

GOALIE	W-L-O	GP	MP	GA	SO	GAA
Johan Hedberg	7-1-1	9	545	24	0	2.64
Garth Snow	14-15-4	35	2032	101	3	2.98
Rich Parent	1-1-3	7	332	17	0	3.07
J. S. Aubin	20-14-1	36	2050	107	0	3.13
TOTALS	42-31-9	82	4978	256	3	3.12

Scoring

PLAYERS	GP	G	A	PTS	PIM
Jaromir Jagr	81	52	69	121	42
Alexei Kovalev	79	44	51	95	96
Martin Straka	82	27	68	95	38
Robert Lang	82	32	48	80	28
Mario Lemieux	43	35	41	76	18
Jan Hrdina	78	15	28	43	48
Josef Beranek	70	9	14	23	43
Kevin Stevens	32	8	15	23	55
Hans Jonsson	58	4	18	22	22
Janne Laukkanen	50	3	17	20	34
Aleksey Morozov	66	5	14	19	6
Darius Kasparaitis	77	3	16	19	111
Rene Corbet	43	8	9	17	57
Andrew Ference	36	4	11	15	28
Jiri Slegr	42	5	10	15	60
Milan Kraft	42	7	7	14	8
Jeff Norton	32	2	10	12	20
Kip Miller	33	3	8	11	6
Roman Simicek	29	3	6	9	30
Toby Petersen	12	2	6	8	4
Ian Moran	40	3	4	7	28
Wayne Primeau	28	1	6	7	54
Michal Rozsival	30	1	4	5	26
Marc Bergevin	36	1	4	5	26
Matthew Barnaby	47	1	4	5	168
Bob Boughner	58	1	3	4	147
Krzysztof Oliwa	26	1	2	3	131
Billy Tibbetts	29	1	2	3	79
Frantisek Kucera	7	0	2	2	0
Josef Melichar	18	0	2	2	21
Sven Butenschon	5	0	1	1	2
J. S. Aubin	36	0	1	1	4
Greg Crozier	1	0	0	0	0
Dennis Bonvie	3	0	0	0	0
Bobby Dollas	5	0	0	0	4
Rich Parent	7	0	0	0	0
Johan Hedberg	9	0	0	0	0
Dan LaCouture	11	0	0	0	14
Dan Trebil	16	0	0	0	7
Steve McKenna	34	0	0	0	100
Garth Snow	35	0	0	0	8

Games

DATE	RESULT	SCORE	OPPONENT
Oct. 6	L	1-3	NASHVILLE+
Oct. 7	W	3-1	Nashville+
Oct. 13	W	3-2	TAMPA BAY
Oct. 14	W	8-6	NY RANGERS
Oct. 18	L	2-3	CAROLINA
Oct. 19	T	3-3*	Ottawa
Oct. 21	W	5-2	COLUMBUS
Oct. 25	L	2-3	OTTAWA
Oct. 27	W	4-1	NY Rangers
Oct. 28	L	0-9	NEW JERSEY
Nov. 1	L	2-3	San Jose
Nov. 3	W	4-2	Vancouver
Nov. 4	T	1-1*	Calgary
Nov. 8	W	5-2	PHILADELPHIA
Nov. 10	W	4-2	New Jersey
Nov. 11	W	5-2	EDMONTON
Nov. 13	L	2-3*	Colorado
Nov. 16	L	3-4	St. Louis
Nov. 18	W	3-1	ATLANTA
Nov. 22	L	1-3	CAROLINA
Nov. 24	W	1-0	Philadelphia
Nov. 25	T	2-2*	LOS ANGELES
Nov. 28	L	1-3	Boston
Dec. 1	W	6-4	Buffalo
Dec. 2	L	2-3	BUFFALO
Dec. 5	W	4-2	Ottawa
Dec. 6	L	2-3	BOSTON
Dec. 9	L	1-5	Toronto
Dec. 10	W	4-3	Detroit
Dec. 13	L	4-7	TORONTO
Dec. 15	L	1-4	FLORIDA
Dec. 16	T	4-4*	Montreal
Dec. 20	T	2-2*	Florida
Dec. 21	T	1-1*	Tampa Bay
Dec. 23	L	2-8	DALLAS
Dec. 26	W	5-3	Buffalo
Dec. 27	W	5-0	TORONTO
Dec. 30	W	5-3	OTTAWA
Jan. 3	W	3-2	WASHINGTON
Jan. 5	L	3-4	MONTREAL
Jan. 8	W	5-3	Washington
Jan. 9	L	2-5	Boston

DATE	RESULT	SCORE	OPPONENT
Jan. 12	W	4-3	NY ISLANDERS
Jan. 13	L	5-6	NY Islanders
Jan. 15	W	3-2	ANAHEIM
Jan. 17	L	4-5	Phoenix
Jan. 19	L	5-6*	Dallas
Jan. 21	W	4-0	Chicago
Jan. 24	W	3-1	MONTREAL
Jan. 27	W	5-1	ATLANTA
Jan. 30	W	6-3	Atlanta
Jan. 31	L	1-5	PHILADELPHIA
Feb. 7	W	9-4	PHILADELPHIA
Feb. 10	W	5-4*	NEW JERSEY
Feb. 11	L	2-4	Minnesota
Feb. 14	W	2-1	MINNESOTA
Feb. 16	T	4-4*	New Jersey
Feb. 17	W	3-2*	Columbus
Feb. 19	L	1-5	Colorado
Feb. 21	W	3-2*	FLORIDA
Feb. 23	W	6-4	NY RANGERS
Feb. 25	W	6-1	NY ISLANDERS
Feb. 28	L	2-4	Montreal
Mar. 2	W	7-5	NY Rangers
Mar. 3	L	3-4	Washington
Mar. 7	L	3-4	WASHINGTON
Mar. 8	W	5-3	Atlanta
Mar. 10	W	6-3	CALGARY
Mar. 12	T	3-3*	NY Rangers
Mar. 14	L	1-3	NY ISLANDERS
Mar. 16	W	6-3	Florida
Mar. 17	L	1-5	Tampa Bay
Mar. 20	T	2-2*	BOSTON
Mar. 23	L	3-5	Carolina
Mar. 25	W	4-2	New Jersey
Mar. 27	W	4-1	BUFFALO
Mar. 29	W	5-2	CHICAGO
Mar. 31	W	5-3	ST. LOUIS
Apr. 2	L	1-4	NY Islanders
Apr. 4	W	4-2	TAMPA BAY
Apr. 7	L	3-4*	Philadelphia
Apr. 8	W	6-4	Carolina

Home games in all CAPS * - Overtime

42-28-9-3, 3rd, Atlantic Division

2001-02

Highlights

- Rick Kehoe replaces Ivan Hlinka as head coach on Oct. 15.
- Toby Petersen records his first career hat trick Oct. 16 vs. Ottawa.
- Johan Hedberg records his first career regular-season shutout by making 29 saves against the Senators on Oct. 18.
- Alexei Kovalev records his 500th career point Dec. 11 at Washington.
- Mario Lemieux records five points (2G-3A) during a 5-1 win against Tampa Bay on Jan. 23.
- Lemieux records career point 1,600 in a 5-4 loss to the Los Angeles Kings on Feb. 27.

Transactions

July 11, 2001 - Obtained Kris Beech, Michal Sivek and Ross Lupaschuck from Washington for Jaromir Jagr and Frantisek Kucera.

Jan. 4, 2002 - Claimed Randy Robitaille off waivers from Los Angeles.

Mar. 15, 2002 - Claimed Shean Donovan off waivers from Atlanta.

Mar. 17, 2002 - Obtained Kent Manderville from Philadelphia for Billy Tibbetts.

Mar. 19, 2002 - Obtained Ville Nieminen and Rick Berry from Colorado for Darius Kasparaitis.

Goaltenders

GOALIE	W-L-O	GP	MP	GA	SO	GAA
Johan Hedberg	25-34-7	66	3877	178	6	2.75
J. S. Aubin	3-12-1	21	1094	65	0	3.56
TOTALS	28-46-8	82	4994	249	6	3.04

Scoring

PLAYERS	GP	G	A	PTS	PIM
Alexei Kovalev	67	32	44	76	80
Jan Hrdina	79	24	33	57	50
Robert Lang	62	18	32	50	16
Aleksey Morozov	72	20	29	49	16
Mario Lemieux	24	6	25	31	14
Randy Robitaille	40	10	20	30	16
Michal Rozsival	79	9	20	29	47
Stephane Richer	58	13	12	25	14
Kris Beech	79	10	15	25	45
Toby Petersen	79	8	10	18	4
Dan LaCouture	82	6	11	17	71
Milan Kraft	68	8	8	16	16
Darius Kasparaitis	69	2	12	14	123
Janne Laukkanen	47	6	7	13	28
Andrew Ference	75	4	7	11	73
Wayne Primeau	33	3	7	10	18
Ian Moran	64	2	8	10	54
Martin Straka	13	5	4	9	0
Hans Jonsson	53	2	5	7	22
Billy Tibbetts	33	1	5	6	109
Kevin Stevens	32	1	4	5	25
John Jakopin	19	0	4	4	42
Shean Donovan	13	2	1	3	4
Jeff Toms	14	2	1	3	4
Tom Kostopoulos	11	1	2	3	9
Ville Nieminen	13	1	2	3	8
Josef Melichar	60	0	3	3	68
Mike Wilson	21	1	1	2	17
Rick Berry	13	0	2	2	21
Jamie Pushor	15	0	2	2	30
Krzysztof Oliwa	57	0	2	2	150
Kent Manderville	4	1	0	1	4
Shane Endicott	4	0	1	1	4
Eric Meloche	23	0	1	1	8
Johan Hedberg	66	0	1	1	22
J. S. Aubin	21	0	0	0	0

Games

DATE	RESULT	SCORE	OPPONENT
Oct. 3	L	1-3	COLORADO
Oct. 6	L	2-4	ANAHEIM
Oct. 10	L	3-6	NY ISLANDERS
Oct. 14	L	1-4	Buffalo
Oct. 16	W	5-2	OTTAWA
Oct. 18	W	3-0	Ottawa
Oct. 20	L	1-2*	St. Louis
Oct. 23	W	4-2	Atlanta
Oct. 24	W	3-2	DALLAS
Oct. 27	L	0-4	Toronto
Oct. 28	T	2-2*	FLORIDA
Oct. 31	L	0-3	Philadelphia
Nov. 1	W	3-1	TORONTO
Nov. 3	W	2-1*	TAMPA BAY
Nov. 6	T	2-2*	Carolina
Nov. 7	L	0-2	Florida
Nov. 10	L	2-3*	Tampa Bay
Nov. 13	W	5-1	New Jersey
Nov. 14	T	3-3*	NY ISLANDERS
Nov. 17	W	1-0*	NY RANGERS
Nov. 21	L	1-4	VANCOUVER
Nov. 23	L	0-5	Nashville
Nov. 24	W	3-1	BUFFALO
Nov. 27	W	6-0	NEW JERSEY
Nov. 29	L	0-5	San Jose
Dec. 1	L	2-5	Phoenix
Dec. 4	W	1-0	Toronto
Dec. 6	W	4-1	Boston
Dec. 8	W	6-3	ATLANTA
Dec. 11	T	2-2*	Washington
Dec. 12	L	2-4	BOSTON
Dec. 14	L	2-5	MINNESOTA
Dec. 16	L	0-7	CAROLINA
Dec. 19	L	1-3	MONTREAL
Dec. 21	W	4-3	WASHINGTON
Dec. 22	T	4-4*	Washington
Dec. 26	L	0-4	New Jersey
Dec. 29	L	2-5	OTTAWA
Jan. 3	L	2-4	NY Islanders
Jan. 5	W	4-1	NY RANGERS
Jan. 6	L	0-2	Chicago
Jan. 8	L	2-3	BOSTON

DATE	RESULT	SCORE	OPPONENT
Jan. 10	W	2-0	Buffalo
Jan. 12	L	1-4	St. Louis
Jan. 15	L	2-5	Vancouver
Jan. 17	W	6-4	Calgary
Jan. 19	W	1-0	Edmonton
Jan. 21	W	5-2	PHILADELPHIA
Jan. 23	W	5-1	TAMPA BAY
Jan. 24	W	5-4*	NY Islanders
Jan. 26	W	3-2*	ATLANTA
Jan. 29	L	2-3*	Philadelphia
Jan. 30	L	3-6	SAN JOSE
Feb. 5	T	3-3*	Carolina
Feb. 7	L	0-1	Montreal
Feb. 9	L	1-2*	NEW JERSEY
Feb. 10	L	3-4	NY RANGERS
Feb. 12	L	1-5	Ottawa
Feb. 27	L	4-5	LOS ANGELES
Feb. 28	W	4-3*	Columbus
Mar. 2	L	2-4	DETROIT
Mar. 4	W	4-2	NY Islanders
Mar. 5	W	6-5*	FLORIDA
Mar. 7	L	1-3	CAROLINA
Mar. 9	W	3-2*	NY RANGERS
Mar. 11	L	2-4	COLUMBUS
Mar. 13	L	2-4	Anaheim
Mar. 16	L	3-4	Los Angeles
Mar. 18	W	4-2	Atlanta
Mar. 20	L	1-3	PHOENIX
Mar. 23	T	4-4*	PHILADELPHIA
Mar. 24	W	6-2	WASHINGTON
Mar. 27	L	3-4	NEW JERSEY
Mar. 30	L	1-2*	Montreal
Apr. 1	L	0-3	MONTREAL
Apr. 3	L	2-3	Florida
Apr. 4	L	2-4	Tampa Bay
Apr. 6	L	1-3	Philadelphia
Apr. 8	L	2-3	NY Rangers
Apr. 10	T	4-4*	BUFFALO
Apr. 12	L	2-5	TORONTO
Apr. 13	L	1-7	Boston

Home games in all CAPS * - Overtime

28-41-8-5, 5th, Atlantic Division

2002-03

Highlights

- Martin Straka records his 300th assist on Dec. 7 against the NY Islanders.
- Sebastien Caron stops 31 shots in his first NHL start, a 2-1 win against the Boston Bruins on Jan. 13.
- Mario Lemieux records his 1,000th career assist, recording four helpers in a 5-2 win in Boston on Feb. 8.
- Mario Lemieux nets his team record 11th career OT goal in a 4-3 win against the Edmonton Oilers on Feb. 18.
- Martin Straka records his 500th NHL point with a goal Mar. 18 against the Detroit Red Wings.

Transactions

Feb. 9, 2003 - Obtained Shawn Heins from San Jose for a conditional draft pick.

Feb. 10, 2003 - Obtained Mikael Samuelsson, Rico Fata, Richard Lintner and Joel Bouchard from the NY Rangers for Alexei Kovalev, Dan LaCouture, Mike Wilson and Janne Laukkanen.

Mar. 11, 2003 - Obtained Matt Bradley from San Jose for Wayne Primeau.

Mar. 11, 2003 - Obtained Ramzi Abid, Guillaume Lefebvre and Dan Focht from Phoenix for Jan Hrdina and Francois Leroux.

Goaltenders

GOALIE	W-L-O	GP	MP	GA	SO	GAA
Sebastien Caron	7-14-2	24	1408	62	2	2.64
J. S. Aubin	6-13-0	21	1132	59	1	3.13
Johan Hedberg	14-22-4	41	2410	126	1	3.14
TOTALS	27-49-6	82	4972	255	4	3.11

Scoring

PLAYERS	GP	G	A	PTS	PIM
Mario Lemieux	67	28	63	91	43
Alex Kovalev	54	27	37	64	50
Martin Straka	60	18	28	46	12
Dick Tarnstrom	61	7	34	41	50
Jan Hrdina	57	14	25	39	34
Aleksey Morozov	27	9	16	25	16
Ville Nieminen	75	9	12	21	93
Randy Robitaille	41	5	12	17	8
Wayne Primeau	70	5	11	16	55
Rico Fata	27	5	8	13	10
Milan Kraft	31	7	5	12	10
Tomas Surovy	26	4	7	11	10
Steve McKenna	79	9	1	10	128
Michal Rozsival	53	4	6	10	40
Shean Donovan	52	4	5	9	30
Alexandre Daigle	33	4	3	7	8
Mark Bergevin	69	2	5	7	36
Kent Manderville	82	2	5	7	46
Janne Laukkanen	17	1	6	7	8
Ian Moran	70	0	7	7	46
Eric Meloche	13	5	1	6	4
Michal Sivek	38	3	3	6	14
Guillaume Lefebvre	12	2	4	6	0
Mathias Johansson	12	1	5	6	4
Richard Lintner	19	3	2	5	10
Hans Jonsson	63	1	4	5	36
Jamie Pushor	76	3	1	4	76
Dan LaCouture	44	2	2	4	72
Andrew Ference	22	1	3	4	36
Brian Holzinger	9	1	2	3	6
Dan Focht	12	0	3	3	19
Mikael Samuelsson	22	2	0	2	8
Shawn Heins	27	1	1	2	33
Johan Hedberg	41	0	2	2	18
Vladimir Vujtek	5	0	1	1	0
Joel Bouchard	7	0	1	1	0
Tom Kostopoulos	8	0	1	1	0
Kris Beech	12	0	1	1	6
J. S. Aubin	21	0	1	1	2
Konstantin Koltsov	2	0	0	0	0
Ramzi Abid	3	0	0	0	2
Ross Lupaschuk	3	0	0	0	4
Brooks Orpik	6	0	0	0	2
Josef Melichar	8	0	0	0	2
Sebastien Caron	24	0	0	0	6

Games

DATE	RESULT	SCORE	OPPONENT
Oct. 10	L	0-6	TORONTO
Oct. 12	W	6-0	NY RANGERS
Oct. 14	W	5-4	Toronto
Oct. 16	W	3-2	ATLANTA
Oct. 19	T	3-3*	TAMPA BAY
Oct. 22	T	3-3*	Montreal
Oct. 25	L	3-7	Detroit
Oct. 26	W	5-2	BUFFALO
Oct. 28	W	3-2	WASHINGTON
Oct. 30	W	4-1	Ottawa
Nov. 2	W	5-3	TAMPA BAY
Nov. 6	L	3-4*	Florida
Nov. 8	L	1-4	Tampa Bay
Nov. 9	L	2-3	Carolina
Nov. 14	T	1-1*	Minnesota
Nov. 16	L	2-3	NY ISLANDERS
Nov. 18	L	4-5*	Montreal
Nov. 20	L	2-3*	MONTREAL
Nov. 22	W	3-1	Atlanta
Nov. 23	W	4-1	SAN JOSE
Nov. 27	W	7-2	PHILADELPHIA
Nov. 29	W	4-1	Buffalo
Nov. 30	L	2-3	BOSTON
Dec. 3	L	1-4	WASHINGTON
Dec. 6	L	1-3	New Jersey
Dec. 7	L	3-6	NY ISLANDERS
Dec. 10	L	2-4	Toronto
Dec. 12	L	2-5	San Jose
Dec. 14	L	2-3*	Los Angeles
Dec. 15	L	0-5	Anaheim
Dec. 17	L	2-5	Phoenix
Dec. 19	L	1-3	NEW JERSEY
Dec. 21	W	2-0	CALGARY
Dec. 23	W	5-2	BUFFALO
Dec. 26	W	6-1	NY Rangers
Dec. 28	W	3-2	MONTREAL
Dec. 30	L	2-3*	ATLANTA
Dec. 31	L	2-5	Columbus
Jan. 3	W	4-1	Atlanta
Jan. 4	W	3-2*	NY ISLANDERS
Jan. 7	L	3-6	NY Islanders
Jan. 9	L	2-4	TORONTO

DATE	RESULT	SCORE	OPPONENT
Jan. 11	L	1-3	NY RANGERS
Jan. 13	W	2-1	Boston
Jan. 15	W	2-0	Carolina
Jan. 17	W	3-2	Tampa Bay
Jan. 18	L	0-3	Florida
Jan. 21	T	0-0*	Buffalo
Jan. 23	L	1-4	BOSTON
Jan. 25	W	5-3	CHICAGO
Jan. 28	L	2-5	NY Islanders
Jan. 30	L	1-2	Washington
Feb. 4	L	2-3	VANCOUVER
Feb. 6	L	0-6	FLORIDA
Feb. 8	W	5-2	Boston
Feb. 12	L	0-3	OTTAWA
Feb. 14	L	0-1	NY Rangers
Feb. 15	W	4-1	New Jersey
Feb. 18	W	4-3*	EDMONTON
Feb. 20	L	2-5	COLORADO
Feb. 22	W	2-1*	ST. LOUIS
Feb. 23	L	3-4	NEW JERSEY
Feb. 25	L	3-5	LOS ANGELES
Feb. 27	L	0-6	Nashville
Mar. 1	L	1-4	Colorado
Mar. 2	L	1-3	Dallas
Mar. 4	L	1-4	PHOENIX
Mar. 6	L	0-4	CAROLINA
Mar. 8	L	1-5	OTTAWA
Mar. 9	L	2-4	Ottawa
Mar. 12	T	2-2*	NASHVILLE
Mar. 15	L	1-4	PHILADELPHIA
Mar. 16	L	2-4	FLORIDA
Mar. 18	L	1-5	DETROIT
Mar. 20	L	2-4	Philadelphia
Mar. 21	L	1-3	New Jersey
Mar. 23	T	1-1*	Chicago
Mar. 26	W	3-1	NY Rangers
Mar. 29	L	0-3	Philadelphia
Mar. 31	L	1-6	PHILADELPHIA
Apr. 2	W	3-2	CAROLINA
Apr. 5	L	3-5	Washington

Home games in all CAPS

* - Overtime

27-44-6-5, 5th, Atlantic Division

2003-04

Highlights

- Eddie Olczyk is named head coach of the Penguins on June 11.
- Goaltender Marc-Andre Fleury stops 46 shots in his first game, a 3-0 loss to Los Angeles on Oct. 10. Left wing Ryan Malone becomes the first Pittsburgh-born and trained player to play in the NHL.
- Mario Lemieux picks up an assist against the NY Islanders on Oct. 29 to become the sixth player in NHL history to reach the 1,700-point mark. He achieves it in 887 games, second-fastest in league history.
- Marc-Andre Fleury notches his first shutout on Oct. 30. He stopped 20 shots in a 1-0 win over the Chicago Blackhawks.

Transactions

Nov. 30, 2003 - Obtained Sergei Anshakov and Martin Strbak from Los Angeles for Martin Straka.

Feb. 11, 2004 - Obtained Ric Jackman from Toronto for Drake Berehowsky.

Mar. 4, 2004 - Claimed Jon Sim off waivers from Los Angeles.

Mar. 8, 2004 - Obtained Alain Nasreddine from the New York Islanders for Steve Webb.

Mar. 9, 2004 - Obtained Lasse Pirjeta from Columbus for Brian Holzinger.

Goaltenders

GOALIE	W-L-O	GP	MP	GA	SO	GAA
Martin Brochu	0-0-0	1	33	1	0	1.82
J.S. Aubin	7-9-0	22	1067	53	1	2.98
Andy Chiodo	3-4-1	8	486	28	0	3.46
Marc-Andre Fleury	4-14-2	21	1154	70	1	3.64
Sebastien Caron	9-24-5	40	2213	138	1	3.74
TOTALS	23-51-8	82	4984	303	3	3.70

Scoring

PLAYERS	GP	G	A	PTS	PIM
Dick Tarnstrom	80	16	36	52	38
Aleksey Morozov	75	16	34	50	24
Ryan Malone	81	22	21	43	64
Milan Kraft	66	19	21	40	18
Rico Fata	73	16	18	34	54
Konstantin Koltsov	82	9	20	29	30
Ric Jackman	25	7	17	24	14
Tomas Surovy	47	11	12	23	16
Tom Kostopoulos	60	9	13	22	67
Drake Berehowsky	47	5	16	21	50
Brian Holzinger	61	6	15	21	38
Mike Eastwood	82	4	15	19	40
Matt Bradley	82	7	9	16	65
Martin Strbak	44	3	11	14	38
Lasse Pirjeta	13	6	6	12	0
Martin Straka	22	4	8	12	16
Eric Meloche	25	3	7	10	20
Brooks Orpik	79	1	9	10	127
Mario Lemieux	10	1	8	9	6
Marc Bergevin	52	1	8	9	27
Josef Melichar	82	3	5	8	62
Patrick Boileau	16	3	4	7	8
Landon Wilson	19	5	1	6	31
Ramzi Abid	16	3	2	5	27
Jon Sim	15	2	3	5	6
Dan Focht	52	2	3	5	105
Kelly Buchberger	71	1	3	4	109
Matt Hussey	3	2	1	3	0
Rob Scuderi	13	1	2	3	4
Steve McKenna	49	1	2	3	85
Matt Murley	18	1	1	2	14
Kris Beech	4	0	1	1	6
Martin Brochu	1	0	0	0	0
Reid Simpson	2	0	0	0	17
Steve Webb	5	0	0	0	2
Nolan Baumgartner	5	0	0	0	2
Andy Chiodo	8	0	0	0	0
Marc-Andre Fleury	21	0	0	0	0
Jean-Sebastien Aubin	22	0	0	0	2
Sebastien Caron	40	0	0	0	6

Games

DATE	RESULT	SCORE	OPPONENT
Oct. 10	L	0-3	LOS ANGELES
Oct. 11	T	3-3*	Philadelphia
Oct. 16	L	1-4	Montreal
Oct. 18	W	4-3	DETROIT
Oct. 22	T	1-1*	CAROLINA
Oct. 24	L	1-2	NEW JERSEY
Oct. 25	L	2-7	NY Islanders
Oct. 29	T	4-4*	NY ISLANDERS
Oct. 30	W	1-0	Chicago
Nov. 1	W	3-2*	BOSTON
Nov. 4	L	2-4	Toronto
Nov. 7	L	3-6	Florida
Nov. 8	L	0-9	Tampa Bay
Nov. 12	L	2-6	NY Rangers
Nov. 14	W	2-1*	Buffalo
Nov. 15	L	2-3	FLORIDA
Nov. 19	L	2-6	MINNESOTA
Nov. 21	OTL	1-2*	New Jersey
Nov. 22	W	2-1*	OTTAWA
Nov. 26	T	1-1*	PHILADELPHIA
Nov. 28	L	1-4	NY RANGERS
Nov. 29	L	3-4	Carolina
Dec. 1	W	4-3	ATLANTA
Dec. 3	L	2-5	Philadelphia
Dec. 6	L	3-4	Edmonton
Dec. 7	L	1-6	Calgary
Dec. 9	OTL	1-2*	Vancouver
Dec. 12	L	3-6	Atlanta
Dec. 13	W	5-3	COLUMBUS
Dec. 16	W	2-1	BUFFALO
Dec. 18	OTL	1-2*	Carolina
Dec. 20	L	4-7	ATLANTA
Dec. 22	L	1-4	Montreal
Dec. 26	T	3-3*	Ottawa
Dec. 27	L	0-2	NEW JERSEY
Dec. 29	W	1-0	CHICAGO
Dec. 31	L	1-6	NY ISLANDERS
Jan. 1	L	2-3	Nashville
Jan. 3	L	1-4	NY RANGERS
Jan. 5	L	0-5	TORONTO
Jan. 7	W	4-2	New Jersey
Jan. 8	L	1-3	Boston

DATE	RESULT	SCORE	OPPONENT
Jan. 10	L	0-8	MONTREAL
Jan. 12	W	2-1	Philadelphia
Jan. 13	L	1-3	TAMPA BAY
Jan. 16	L	2-4	Minnesota
Jan. 18	L	3-4	Washington
Jan. 20	L	0-3	NEW JERSEY
Jan. 22	L	5-6	Ottawa
Jan. 24	L	3-5	COLORADO
Jan. 27	L	2-6	TAMPA BAY
Jan. 29	L	1-5	Tampa Bay
Jan. 31	L	3-5	PHILADELPHIA
Feb. 1	L	1-4	Boston
Feb. 3	L	3-4	MONTREAL
Feb. 10	L	3-6	BOSTON
Feb. 12	L	1-5	Florida
Feb. 14	OTL	2-3*	St. Louis
Feb. 16	L	4-8	TORONTO
Feb. 18	L	3-4	NY Islanders
Feb. 20	L	0-2	FLORIDA
Feb. 22	L	3-6	OTTAWA
Feb. 25	W	4-3*	Phoenix
Feb. 27	L	2-4	San Jose
Feb. 29	W	3-2*	NY Islanders
Mar. 2	T	3-3*	NY ISLANDERS
Mar. 4	L	4-9	NASHVILLE
Mar. 6	W	2-1	ANAHEIM
Mar. 7	W	7-4	NY Rangers
Mar. 9	W	4-0	DALLAS
Mar. 11	W	3-2	Toronto
Mar. 14	T	3-3*	PHILADELPHIA
Mar. 16	W	4-1	WASHINGTON
Mar. 17	L	1-6	New Jersey
Mar. 19	W	4-3*	CAROLINA
Mar. 21	W	4-3*	NY RANGERS
Mar. 23	W	5-2	NY Rangers
Mar. 26	L	1-5	Buffalo
Mar. 27	T	2-2*	BUFFALO
Mar. 30	L	2-4	Washington
Apr. 2	W	3-2	Atlanta
Apr. 4	W	4-3	WASHINGTON

Home games in all CAPS

* - Overtime

23-47-8-4, 5th, Atlantic Division

2005-06

Highlights

- Penguins win the NHL Draft Lottery and select Sidney Crosby first overall in the 2005 NHL Draft.
- Mario Lemieux appears in his 900th career game on Oct. 29.
- Sidney Crosby's dramatic goal against the Montreal Canadiens gives the Penguins their first-ever overtime shootout win on Nov. 10.
- Mario Lemieux records a point (assist) in his last NHL game on Dec. 16.
- Sidney Crosby becomes youngest player in NHL history to reach 100 points. He finished with 102, breaking Lemieux's team rookie record (100).

Transactions

July 30, 2005 - Penguins selected Sidney Crosby first overall in NHL Draft.

Dec. 15, 2005 - Named Michel Therrien head coach.

Jan. 24, 2006 - Mario Lemieux announced his retirement.

Mar. 9, 2006 - Obtained Jani Rita and Cory Cross from Edmonton for Dick Tarnstrom.

Mar. 9, 2006 - Obtained Krystofer Kolanos, Niklas Nordgren and a 2007 second-round pick from Carolina for Mark Recchi.

Goaltenders

GOALIE	W-L-O	GP	MP	GA	SO	GAA
Marc-Andre Fleury	13-27-6	50	2,810	152	1	3.25
Sebastien Caron	8-9-5	26	1,313	87	1	3.98
Jocelyn Thibault	1-9-3	16	807	60	0	4.46
Dany Sabourin	0-1-0	1	21	4	0	11.43
TOTALS	22-46-14	82	4949	310	2	3.78

Scoring

PLAYERS	GP	G	A	PTS	PIM
Sidney Crosby	81	39	63	102	110
Sergei Gonchar	75	12	46	58	100
Mark Recchi	63	24	33	57	56
John LeClair	73	22	29	51	61
Ryan Malone	77	22	22	44	63
Ziggy Palffy	42	11	31	42	12
Colby Armstrong	47	16	24	40	58
Ryan Whitney	68	6	32	38	85
Michel Ouellet	50	16	16	32	16
Ric Jackman	49	6	22	28	46
Tomas Surovy	53	12	13	25	45
Mario Lemieux	26	7	15	22	16
Andy Hilbert	19	7	11	18	16
Josef Melichar	72	3	12	15	66
Erik Christensen	33	6	7	13	34
Eric Boguniecki	38	5	6	11	29
Dick Tarnstrom	33	5	5	10	52
Konstantin Koltsov	60	3	6	9	20
Brooks Orpik	64	2	7	9	124
Maxime Talbot	48	5	3	8	59
Lasse Pirjeta	25	4	3	7	18
Jani Rita	30	3	4	7	4
Matt Murley	41	1	5	6	24
Noah Welch	5	1	3	4	2
Steve Poapst	21	0	4	4	10
Rob Scuderi	57	0	4	4	36
Andre Roy	42	2	1	3	116
Shane Endicott	41	1	1	2	43
Ryan VandenBussche	20	1	0	1	42
Eric Cairns	27	1	0	1	87
Cory Cross	6	0	1	1	6
Matt Hussey	13	0	1	1	0
Sebastien Caron	26	0	1	1	0
Lyle Odelein	27	0	1	1	50
Marc-Andre Fleury	50	0	1	1	0
Dany Sabourin	1	0	0	0	0
Guillaume Lefebvre	9	0	0	0	9
Alain Nasreddine	6	0	0	0	8
Niklas Nordgren	15	0	0	0	4
Jocelyn Thibault	16	0	0	0	2
Rico Fata	20	0	0	0	10

Games

DATE	RESULT	SCORE	OPPONENT
Oct. 5	L	1-5	New Jersey
Oct. 7	SOL	2-3*	Carolina
Oct. 8	OTL	6-7*	BOSTON
Oct. 10	OTL	2-3*	Buffalo
Oct. 14	OTL	5-6*	Philadelphia
Oct. 15	L	1-3	TAMPA BAY
Oct. 20	L	3-6	NEW JERSEY
Oct. 22	L	3-6	Boston
Oct. 25	OTL	3-4*	FLORIDA
Oct. 27	W	7-5	ATLANTA
Oct. 29	L	3-5	CAROLINA
Nov. 1	OTW	4-3*	New Jersey
Nov. 3	W	5-1	NY Islanders
Nov. 5	L	3-6	Boston
Nov. 7	W	3-2	NY Rangers
Nov. 9	L	0-5	Atlanta
Nov. 10	SOW	3-2*	MONTREAL
Nov. 12	L	1-6	NY RANGERS
Nov. 14	SOL	2-3*	NY ISLANDERS
Nov. 16	OTW	3-2*	Philadelphia
Nov. 19	L	3-6	PHILADELPHIA
Nov. 22	W	5-4	WASHINGTON
Nov. 25	L	3-6	Florida
Nov. 27	L	1-4	Tampa Bay
Nov. 29	L	2-3	BUFFALO
Dec. 1	L	1-2	NY Rangers
Dec. 3	L	2-3	CALGARY
Dec. 8	L	0-5	MINNESOTA
Dec. 10	W	4-3	COLORADO
Dec. 12	L	1-3	Detroit
Dec. 13	L	0-3	St. Louis
Dec. 16	OTL	3-4*	BUFFALO
Dec. 17	L	3-4	Buffalo
Dec. 23	L	4-5	PHILADELPHIA
Dec. 27	OTL	2-3*	TORONTO
Dec. 29	W	6-2	NEW JERSEY
Dec. 31	OTW	4-3*	NY RANGERS
Jan. 2	OTL	2-3*	Toronto
Jan. 3	W	6-4	Montreal
Jan. 6	L	4-6	Atlanta
Jan. 7	L	3-4	ATLANTA
Jan. 10	L	1-3	EDMONTON

DATE	RESULT	SCORE	OPPONENT
Jan. 11	L	1-6	Columbus
Jan. 13	L	1-4	Chicago
Jan. 15	L	4-5	Nashville
Jan. 16	L	2-4	VANCOUVER
Jan. 19	L	2-4	NY RANGERS
Jan. 21	L	1-2	PHILADELPHIA
Jan. 23	L	2-4	Philadelphia
Jan. 25	W	8-1	WASHINGTON
Jan. 26	SOL	3-4*	NY Islanders
Jan. 28	L	1-7	NY Rangers
Feb. 1	L	1-3	NY Rangers
Feb. 2	L	2-7	OTTAWA
Feb. 4	SOL	4-5*	NY ISLANDERS
Feb. 6	L	2-5	Ottawa
Feb. 8	L	1-3	BOSTON
Feb. 10	W	4-3	Carolina
Feb. 11	W	6-3	Washington
Mar. 1	L	3-4	OTTAWA
Mar. 4	L	5-7	CAROLINA
Mar. 7	SOL	4-5*	TAMPA BAY
Mar. 8	L	3-6	Washington
Mar. 11	W	6-3	NEW JERSEY
Mar. 12	W	2-0	PHILADELPHIA
Mar. 16	L	1-2	New Jersey
Mar. 18	W	5-4	Montreal
Mar. 19	L	0-1	TORONTO
Mar. 21	L	2-5	Ottawa
Mar. 24	OTW	4-3*	NY ISLANDERS
Mar. 26	L	5-6	MONTREAL
Mar. 29	L	3-5	FLORIDA
Mar. 31	W	4-0	NY Islanders
Apr. 2	OTL	2-3*	NEW JERSEY
Apr. 5	L	4-6	New Jersey
Apr. 7	W	5-1	Florida
Apr. 8	L	0-1	Tampa Bay
Apr. 11	L	3-4	Philadelphia
Apr. 13	W	5-3	NY RANGERS
Apr. 15	SOL	4-5*	NY Islanders
Apr. 17	W	6-1	NY ISLANDERS
Apr. 18	L	3-5	Toronto

Home games in all CAPS

* - Overtime

22-46-14, 5th, Atlantic Division

2006-07

Highlights

- Ray Shero is named the team's general manager.
- Sidney Crosby becomes the youngest player in North American major sports history to win a scoring title after posting 120 points (36G-84A) at 19 years old.
- The Penguins have a 47-point improvement, which is the fourth-biggest turnaround in NHL history.
- The Penguins reach the playoffs for the first time since 2001.
- Sidney Crosby captures the Hart, Pearson and Art Ross trophies.
- Evgeni Malkin earns the Calder Trophy as league's top rookie and leads all rookies with 85 points.
- Penguins finish the month of March with a 12-3-2 record for 26 points - the most in one month while playing 17 games.

Transactions

Feb. 27, 2007 - Obtained forward Gary Roberts from Florida for Noah Welch.

Feb. 27, 2007 - Obtained Georges Laraque from Phoenix for a 2008 third-round draft pick and Daniel Carcillo.

Feb. 27, 2007 - Obtained a 2007 third-round choice from Minnesota for Dominic Moore.

Goaltenders

GOALIE	W-L-O	GP	MP	GA	SO	GAA
Marc-Andre Fleury	40-16-9	67	3,906	184	5	2.83
Jocelyn Thibault	7-8-2	22	1,102	52	1	2.83
TOTALS	47-24-11	82	5008	240	6	2.93

Scoring

PLAYERS	GP	G	A	PTS	PIM
Sidney Crosby	79	36	84	120	60
Evgeni Malkin	78	33	52	85	80
Mark Recchi	82	24	44	68	62
Sergei Gonchar	82	13	54	67	72
Ryan Whitney	81	14	45	59	77
Michel Ouellet	73	19	29	48	30
Jordan Staal	81	29	13	42	24
Colby Armstrong	80	12	22	34	67
Erik Christensen	61	18	15	33	26
Ryan Malone	64	16	15	31	71
Maxime Talbot	75	13	11	24	53
Jarkko Ruutu	81	7	9	16	125
Nils Ekman	34	6	9	15	24
Dominic Moore	59	6	9	15	46
Gary Roberts	19	7	6	13	26
Josef Melichar	70	1	11	12	44
Rob Scuderi	78	1	10	11	28
John LeClair	21	2	5	7	12
Ronald Petrovicky	31	3	3	6	28
Brooks Orpik	70	0	6	6	82
Chris Thorburn	39	3	2	5	69
Alain Nasreddine	44	1	4	5	18
Mark Eaton	35	0	3	3	16
Marc-Andre Fleury	67	0	3	3	4
Kris Letang	7	2	0	2	4
Noah Welch	22	1	1	2	22
Georges Laraque	17	0	2	2	18
Micki Dupont	3	0	1	1	4
Eric Cairns	1	0	0	0	5
Joel Kwiatkowski	1	0	0	0	0
Karl Stewart	3	0	0	0	2
Andre Roy	5	0	0	0	12
Jocelyn Thibault	22	0	0	0	0

Games

DATE	RESULT	SCORE	OPPONENT
Oct. 5	W	4-0	PHILADELPHIA
Oct. 7	L	0-2	DETROIT
Oct. 12	W	6-5	NY Rangers
Oct. 14	L	1-5	CAROLINA
Oct. 18	L	1-2	NEW JERSEY
Oct. 19	OTW	4-3*	NY Islanders
Oct. 21	W	5-3	COLUMBUS
Oct. 24	W	4-2	NEW JERSEY
Oct. 28	W	8-2	Philadelphia
Nov. 1	OTW	4-3*	Los Angeles
Nov. 4	L	2-3	San Jose
Nov. 6	OTL	2-3*	Anaheim
Nov. 8	OTL	3-4*	TAMPA BAY
Nov. 10	L	3-6	OTTAWA
Nov. 11	L	2-6	Carolina
Nov. 13	W	3-2	PHILADELPHIA
Nov. 17	L	2-4	Buffalo
Nov. 18	W	3-1	NY RANGERS
Nov. 20	W	5-3	Philadelphia
Nov. 22	SOL	3-4*	BOSTON
Nov. 24	L	1-3	NY Islanders
Nov. 25	OTL	1-2*	NY RANGERS
Nov. 28	W	3-2	NY ISLANDERS
Dec. 1	L	2-5	New Jersey
Dec. 2	L	3-5	NY ISLANDERS
Dec. 5	L	2-3	FLORIDA
Dec. 7	SOL	2-3*	NY Rangers
Dec. 9	OTW	4-3*	Atlanta
Dec. 11	SOW	5-4*	Washington
Dec. 13	W	8-4	PHILADELPHIA
Dec. 15	W	7-4	NY ISLANDERS
Dec. 16	L	3-6	Montreal
Dec. 19	L	1-4	ST. LOUIS
Dec. 21	SOL	3-4*	Atlanta
Dec. 26	L	0-3	New Jersey
Dec. 27	L	2-4	ATLANTA
Dec. 29	W	4-1	TORONTO
Jan. 2	W	3-0	CAROLINA
Jan. 5	W	4-2	Buffalo
Jan. 7	SOL	2-3*	TAMPA BAY
Jan. 9	L	2-3	Tampa Bay
Jan. 10	L	2-5	Florida

DATE	RESULT	SCORE	OPPONENT
Jan. 13	W	5-3	Philadelphia
Jan. 16	W	5-2	NY ISLANDERS
Jan. 18	SOL	4-5*	Boston
Jan. 20	W	8-2	TORONTO
Jan. 26	SOW	4-3*	Dallas
Jan. 27	W	7-2	Phoenix
Jan. 30	W	3-0	FLORIDA
Feb. 1	SOW	5-4*	MONTREAL
Feb. 3	W	2-0	WASHINGTON
Feb. 4	OTL	3-4*	Montreal
Feb. 6	W	4-1	NASHVILLE
Feb. 8	SOW	5-4*	Philadelphia
Feb. 10	OTW	6-5*	Toronto
Feb. 14	SOW	5-4*	CHICAGO
Feb. 16	W	5-4	New Jersey
Feb. 18	W	3-2	WASHINGTON
Feb. 19	L	5-6	NY Islanders
Feb. 22	OTW	2-1*	Florida
Feb. 25	L	1-5	Tampa Bay
Feb. 27	L	0-1	NEW JERSEY
Mar. 1	SOW	4-3*	NY Rangers
Mar. 2	L	2-3	Carolina
Mar. 4	SOW	4-3*	PHILADELPHIA
Mar. 6	SOW	5-4*	Ottawa
Mar. 8	SOL	3-4*	NEW JERSEY
Mar. 10	OTW	3-2*	NY RANGERS
Mar. 13	SOW	5-4*	BUFFALO
Mar. 14	W	3-0	New Jersey
Mar. 16	W	6-3	MONTREAL
Mar. 18	SOW	4-3*	OTTAWA
Mar. 19	L	1-2	NY Rangers
Mar. 22	L	1-3	NY Islanders
Mar. 24	W	2-1	ATLANTA
Mar. 25	W	5-0	BOSTON
Mar. 27	W	4-3	Washington
Mar. 29	W	4-2	Boston
Mar. 31	OTL	4-5*	Toronto
Apr. 3	L	1-4	BUFFALO
Apr. 5	W	3-2	Ottawa
Apr. 7	W	2-1	NY RANGERS

Home games in all CAPS * - Overtime

47-24-11, 2nd, Atlantic Division

2007-08

Highlights

- Sidney Crosby is named team captain on May 31. Crosby becomes the youngest captain in NHL history at 19 years, 297 days (since surpassed by Gabriel Landeskog).
- Sidney Crosby posts a then career-best 19-game point streak (11G-19A). Evgeni Malkin records a career-best 15-game point streak, the longest streak in NHL history by a Russian-born player.
- Sidney Crosby's shootout goal gives Pittsburgh a 2-1 win over Buffalo in the NHL Winter Classic in Orchard Park, NY in front of a then NHL-record 71,217 fans.
- Evgeni Malkin becomes the 12th player in Penguins history to break the 100-point plateau.
- The Penguins win the Atlantic Division, their first division title since 1997-98 and sixth in club history.
- The Penguins defeat Ottawa (4-0), NY Rangers (4-1) and Philadelphia (4-1) to advance to their third Stanley Cup Final before falling to Detroit (4-2).
- Sidney Crosby ties for the postseason lead in points with 27 (6G-21A).

Transactions

Feb. 26, 2008 - Obtained Marian Hossa and Pascal Dupuis from Atlanta for Colby Armstrong, Erik Christensen, Angelo Esposito and a first-round draft choice in 2008 NHL Draft.

Feb. 26, 2008 - Obtained Hal Gill from Toronto for a second-round draft choice in 2008 NHL Draft and fifth-round draft choice in 2009 NHL Draft.

Goaltenders

GOALIE	W-L-O	GP	MP	GA	SO	GAA
Marc-Andre Fleury	19-10-2	35	1857	72	4	2.33
Ty Conklin	18-8-5	33	1866	78	2	2.51
Dany Sabourin	10-9-1	24	1242	57	2	2.75
TOTALS	47-27-8	82	4965	212	8	2.58

Scoring

PLAYERS	GP	G	A	PTS	PIM
Evgeni Malkin	82	47	59	106	78
Sidney Crosby	53	24	48	72	39
Sergei Gonchar	78	12	53	65	66
Petr Sykora	81	28	35	63	41
Ryan Malone	77	27	24	51	103
Ryan Whitney	76	12	28	40	45
Jordan Staal	82	12	16	28	55
Maxime Talbot	63	12	14	26	53
Colby Armstrong	54	9	15	24	50
Erik Christensen	49	9	11	20	28
Tyler Kennedy	55	10	9	19	35
Kris Letang	63	6	11	17	23
Jarkko Ruutu	71	6	10	16	138
Gary Roberts	38	3	12	15	40
Georges Laraque	71	4	9	13	141
Darryl Sydor	74	1	12	13	26
Jeff Taffe	45	5	7	12	8
Pascal Dupuis	16	2	10	12	8
Brooks Orpik	78	1	10	11	57
Marian Hossa	12	3	7	10	6
Mark Recchi	19	2	6	8	12
Adam Hall	46	2	4	6	24
Rob Scuderi	71	0	5	5	26
Hal Gill	18	1	3	4	16
Mark Eaton	36	0	3	3	4
Chris Minard	15	1	1	2	10
Alex Goligoski	3	0	2	2	2
Connor James	13	1	0	1	2
Ryan Stone	6	0	1	1	5
Ty Conklin	33	0	1	1	4
Marc-Andre Fleury	35	0	1	1	0
Nathan Smith	13	0	0	0	2
Tim Brent	1	0	0	0	0
Kris Beech	5	0	0	0	2
Jonathan Filewich	5	0	0	0	0
Alain Nasreddine	6	0	0	0	4
Dany Sabourin	24	0	0	0	2

Games

DATE	RESULT	SCORE	OPPONENT
Oct. 5	L	1-4	Carolina
Oct. 6	W	5-4	ANAHEIM
Oct. 10	L	2-3	MONTREAL
Oct. 13	W	6-4	Toronto
Oct. 17	L	4-5	NEW JERSEY
Oct. 19	SOW	4-3*	CAROLINA
Oct. 20	W	2-1	Washington
Oct. 23	W	1-0	NY RANGERS
Oct. 25	L	2-5	TORONTO
Oct. 27	SOL	3-4*	MONTREAL
Oct. 30	W	4-2	Minnesota
Nov. 1	L	2-3	Colorado
Nov. 3	L	2-3	NY Islanders
Nov. 5	W	5-0	New Jersey
Nov. 7	L	1-3	PHILADELPHIA
Nov. 8	L	2-4	NY Rangers
Nov. 10	L	2-5	Philadelphia
Nov. 12	L	2-3	NEW JERSEY
Nov. 15	W	3-2	NY ISLANDERS
Nov. 17	OTL	3-4*	NY RANGERS
Nov. 21	L	1-2	NEW JERSEY
Nov. 22	SOW	6-5*	Ottawa
Nov. 24	W	5-0	ATLANTA
Nov. 30	W	4-1	DALLAS
Dec. 1	L	2-4	Toronto
Dec. 3	W	3-1	PHOENIX
Dec. 5	W	4-2	Edmonton
Dec. 6	SOW	3-2*	Calgary
Dec. 8	SOW	2-1*	Vancouver
Dec. 11	L	2-8	Philadelphia
Dec. 13	L	1-4	OTTAWA
Dec. 15	W	3-2	NY Islanders
Dec. 18	L	0-4	NY Rangers
Dec. 20	SOW	5-4*	Boston
Dec. 21	L	2-4	NY ISLANDERS
Dec. 23	W	4-2	BOSTON
Dec. 27	OTW	4-3*	WASHINGTON
Dec. 29	W	2-0	BUFFALO
Jan. 1	SOW	2-1*	Buffalo
Jan. 3	W	6-2	TORONTO
Jan. 5	W	3-0	FLORIDA
Jan. 8	W	3-1	Florida
Jan. 10	W	4-1	Tampa Bay

DATE	RESULT	SCORE	OPPONENT
Jan. 12	SOL	2-3*	Atlanta
Jan. 14	W	4-1	NY RANGERS
Jan. 18	L	0-3	TAMPA BAY
Jan. 19	W	2-0	Montreal
Jan. 21	SOL	5-6*	WASHINGTON
Jan. 24	L	3-4	Philadelphia
Jan. 29	W	4-2	New Jersey
Jan. 30	L	1-4	Atlanta
Feb. 2	W	4-1	CAROLINA
Feb. 4	OTL	3-4*	New Jersey
Feb. 7	W	4-3	NY ISLANDERS
Feb. 9	W	4-2	LOS ANGELES
Feb. 10	W	4-3	PHILADELPHIA
Feb. 13	L	1-2	BOSTON
Feb. 14	L	2-4	Carolina
Feb. 17	W	4-1	Buffalo
Feb. 19	W	3-2	FLORIDA
Feb. 21	W	5-4	Montreal
Feb. 23	OTL	3-4*	OTTAWA
Feb. 24	SOL	1-2*	SAN JOSE
Feb. 26	W	4-2	NY Islanders
Feb. 28	L	1-5	Boston
Mar. 1	L	4-5	Ottawa
Mar. 2	SOW	3-2*	ATLANTA
Mar. 4	W	2-0	Tampa Bay
Mar. 6	L	2-5	Florida
Mar. 9	W	4-2	Washington
Mar. 12	W	7-3	BUFFALO
Mar. 16	W	7-1	PHILADELPHIA
Mar. 18	L	2-5	NY Rangers
Mar. 20	W	4-2	TAMPA BAY
Mar. 22	W	7-1	NEW JERSEY
Mar. 24	L	1-4	NY Islanders
Mar. 25	W	2-0	New Jersey
Mar. 27	W	3-1	NY ISLANDERS
Mar. 30	W	3-1	NY RANGERS
Mar. 31	OTL	1-2*	NY Rangers
Apr. 2	W	4-2	PHILADELPHIA
Apr. 6	L	0-2	Philadelphia

Home games in all CAPS * - Overtime

47-27-8, 1st, Atlantic Division

2008-09

Highlights

- The Penguins defeat Philadelphia [4-2], Washington [4-3], Carolina [4-0] and Detroit [4-3] to win their third Stanley Cup in franchise history.
- The Penguins clinch all four playoff series with wins on the road.
- Dan Bylsma, named head coach on Feb. 15, 2009, joins Al MacNeil (Montreal, 1971) as the only rookie head coaches hired mid-season to win the Stanley Cup, and just the fourth rookie coach to do so.
- The Penguins go 18-3-4 in the final 25 games of the regular season after Bylsma takes over, and climbed from 10th place in the Eastern Conference standings to fourth.
- Evgeni Malkin becomes the fifth player (since 1968 expansion) to win the NHL regular-season and postseason scoring titles, and first since Mario Lemieux [1992]. Malkin joins Wayne Gretzky, Lemieux, Guy Lafleur and Phil Housley.
- Sidney Crosby becomes the youngest captain [21] in NHL history to lead his team to a Stanley Cup title.
- Evgeni Malkin becomes the third-youngest Conn Smythe winner [22 years, 10 months] as playoff MVP.

Transactions

Oct. 9, 2008 - Obtained Mike Zigomanis from Phoenix for future considerations.

Nov. 16, 2008 - Obtained Philippe Boucher from Dallas for Darryl Sydor.

Jan. 17, 2009 - Obtained Mathieu Garon from Edmonton for Dany Sabourin, Ryan Stone and a 2011 fourth-round draft pick.

Feb. 15, 2009 - Dan Bylsma named interim head coach.

Feb. 26, 2009 - Obtained Chris Kunitz and Eric Tangradi from Anaheim for Ryan Whitney.

March 4, 2009 - Claimed Craig Adams off waivers from Chicago.

March 4, 2009 - Obtained Bill Guerin from NY Islanders for a 2009 conditional third-round draft pick.

Goaltenders

GOALIE	W-L-O	GP	MP	GA	SO	GAA
Marc-Andre Fleury	35-18-7	62	3640	162	4	2.67
Mathieu Garon	2-1-0	4	205	10	0	2.91
Dany Sabourin	6-8-2	19	989	47	0	2.85
John Curry	2-1-0	3	149	6	0	2.40
TOTALS	45-28-9	82	4983	233	4	2.84

Scoring

PLAYERS	GP	G	A	PTS	PIM
Evgeni Malkin	82	35	78	113	80
Sidney Crosby	77	33	70	103	76
Jordan Staal	82	22	27	49	37
Petr Sykora	76	25	21	46	36
Ruslan Fedotenko	65	16	23	39	44
Miroslav Satan	65	17	19	36	36
Tyler Kennedy	67	15	20	35	30
Kris Letang	74	10	23	33	24
Matt Cooke	76	13	18	31	101
Pascal Dupuis	71	12	16	28	30
Maxime Talbot	75	12	10	22	63
Alex Goligoski	45	6	14	20	16
Sergei Gonchar	25	6	13	19	26
Brooks Orpik	79	2	17	19	73
Chris Kunitz	20	7	11	18	16
Rob Scuderi	81	1	15	16	18
Ryan Whitney	28	2	11	13	16
Bill Guerin	17	5	7	12	18
Hal Gill	62	2	8	10	53
Mark Eaton	68	4	5	9	36
Philippe Boucher	25	3	3	6	24
Mike Zigomanis	22	2	4	6	27
Eric Godard	71	2	2	4	171
Bill Thomas	16	2	1	3	2
Chris Minard	20	1	2	3	4
Dustin Jeffrey	14	1	2	3	0
Darryl Sydor	8	1	1	2	2
Jeff Taffe	8	0	2	2	2
Tim Wallace	16	0	2	2	7
Paul Bissonnette	15	0	1	1	22
Luca Caputi	5	1	0	1	4
Craig Adams	9	0	1	1	0
Marc-Andre Fleury	62	0	1	1	8
Connor James	1	0	0	0	0
Ryan Stone	2	0	0	0	2
Janne Pesonen	7	0	0	0	0
Ben Lovejoy	2	0	0	0	0
John Curry	3	0	0	0	0
Mathieu Garon	4	0	0	0	0
Dany Sabourin	19	0	0	0	2

Games

DATE	RESULT	SCORE	OPPONENT
Oct. 4	OTW	4-3*	Ottawa+
Oct. 5	L	1-3	OTTAWA+
Oct. 11	OTL	1-2*	NEW JERSEY
Oct. 14	OTW	3-2*	PHILADELPHIA
Oct. 16	L	3-4	WASHINGTON
Oct. 18	W	4-1	TORONTO
Oct. 20	SOW	2-1*	Boston
Oct. 23	W	4-1	CAROLINA
Oct. 25	SOL	2-3*	NY Rangers
Oct. 28	L	1-2	San Jose
Oct. 30	L	1-4	Phoenix
Nov. 1	W	6-3	St. Louis
Nov. 6	W	5-4	EDMONTON
Nov. 8	SOW	4-3*	NY Islanders
Nov. 11	OTW	7-6*	Detroit
Nov. 13	SOW	5-4*	PHILADELPHIA
Nov. 15	W	5-2	BUFFALO
Nov. 18	SOL	1-2*	MINNESOTA
Nov. 20	W	3-2	Atlanta
Nov. 22	L	1-3	VANCOUVER
Nov. 26	W	5-3	NY Islanders
Nov. 28	L	3-4	Buffalo
Nov. 29	W	4-1	NEW JERSEY
Dec. 3	SOL	2-3*	NY Rangers
Dec. 4	W	5-2	Carolina
Dec. 6	L	2-3	Ottawa
Dec. 8	L	3-4	BUFFALO
Dec. 10	L	1-4	New Jersey
Dec. 11	W	9-2	NY ISLANDERS
Dec. 13	L	3-6	Philadelphia
Dec. 18	W	6-3	Atlanta
Dec. 20	L	3-7	TORONTO
Dec. 22	OTW	4-3*	Buffalo
Dec. 23	L	0-2	TAMPA BAY
Dec. 26	W	1-0	New Jersey
Dec. 27	L	2-3	MONTREAL
Dec. 30	L	2-5	BOSTON
Jan. 1	L	2-4	Boston
Jan. 3	L	1-6	FLORIDA
Jan. 5	L	0-4	NY Rangers
Jan. 6	W	3-1	ATLANTA
Jan. 8	L	3-5	Nashville
Jan. 10	L	3-5	Colorado

DATE	RESULT	SCORE	OPPONENT
Jan. 13	W	4-2	Philadelphia
Jan. 14	L	3-6	WASHINGTON
Jan. 16	W	3-1	ANAHEIM
Jan. 18	W	3-0	NY RANGERS
Jan. 20	L	1-2	CAROLINA
Jan. 28	W	6-2	NY RANGERS
Jan. 30	OTL	3-4*	New Jersey
Jan. 31	L	4-5	Toronto
Feb. 3	L	2-4	Montreal
Feb. 4	OTW	4-3*	TAMPA BAY
Feb. 6	W	4-1	COLUMBUS
Feb. 8	L	0-3	DETROIT
Feb. 11	SOW	2-1*	SAN JOSE
Feb. 14	L	2-6	Toronto
Feb. 16	SOL	2-3*	NY Islanders
Feb. 19	W	5-4	MONTREAL
Feb. 21	W	5-4	Philadelphia
Feb. 22	L	2-5	Washington
Feb. 25	W	1-0	NY ISLANDERS
Feb. 27	OTW	5-4*	Chicago
Mar. 1	W	4-1	Dallas
Mar. 3	W	3-1	Tampa Bay
Mar. 5	W	4-1	Florida
Mar. 8	SOW	4-3*	Washington
Mar. 10	SOW	4-3*	FLORIDA
Mar. 12	SOL	3-4*	Columbus
Mar. 14	SOL	3-4*	OTTAWA
Mar. 15	W	6-4	BOSTON
Mar. 17	W	6-2	ATLANTA
Mar. 20	W	4-1	LOS ANGELES
Mar. 22	L	1-3	PHILADELPHIA
Mar. 25	W	2-0	CALGARY
Mar. 28	W	4-3	NY RANGERS
Apr. 1	W	6-1	NEW JERSEY
Apr. 4	OTL	2-3*	Carolina
Apr. 5	L	2-4	Florida
Apr. 7	W	6-4	Tampa Bay
Apr. 9	W	6-1	NY ISLANDERS
Apr. 11	W	3-1	Montreal

* - Overtime

+ - Game played in Stockholm, Sweden
Home games in all CAPS**45-28-9, 2nd, Atlantic Division, Stanley Cup Champions**

2009-10

Highlights

- Dan Bylsma becomes the eighth-fastest coach to reach 50 career wins, accomplishing the feat in 78 games.
- The Penguins tie the NHL record for wins in the month of October (11) with an 11-2 start to the season.
- The Penguins tie the franchise record with seven straight road victories (Oct. 3 to Nov. 3).
- Sidney Crosby wins the NHL's "Rocket" Richard Trophy (tied with Tampa Bay's Steven Stamkos) as the goal-scoring champion with 51 goals. Crosby also wins the Mark Messier Leadership Award.
- Five Penguins participate in the 2010 Winter Olympics in Vancouver with three winning medals. Sidney Crosby and Marc-Andre Fleury win gold for Canada and Brooks Orpik wins silver for the United States, while Evgeni Malkin and Sergei Gonchar play for Russia.
- Penguins play the final season at Mellon Arena, the building that housed the team since its inception in 1967.

Transactions

March 1, 2010 - Obtained Jordan Leopold from Florida for a 2010 second-round draft pick.

March 2, 2010 - Obtained Alexei Ponikarovsky and a 2010 sixth-round draft pick from Toronto for Luca Caputi and Martin Skoula.

Goaltenders

GOALIE	W-L-O	GP	MP	GA	SO	GAA
Marc-Andre Fleury	37-21-6	67	3798	168	1	2.65
Brent Johnson	10-6-1	23	1108	51	0	2.76
Alex Pechurskiy	0-0-0	1	36	1	0	1.67
John Curry	0-1-0	1	24	5	0	12.50
TOTALS	47-28-7	92	4966	235	1	2.87

Scoring

PLAYERS	GP	G	A	PTS	PIM
Sidney Crosby	81	51	58	109	71
Evgeni Malkin	67	28	49	77	100
Sergei Gonchar	62	11	39	50	49
Jordan Staal	82	21	28	49	57
Bill Guerin	78	21	24	45	75
Pascal Dupuis	81	18	20	38	16
Alex Goligoski	69	8	29	37	22
Chris Kunitz	50	13	19	32	39
Matt Cooke	79	15	15	30	106
Ruslan Fedotenko	80	11	19	30	50
Kris Letang	73	3	24	27	51
Tyler Kennedy	64	13	12	25	31
Brooks Orpik	73	2	23	25	64
Mike Rupp	81	13	6	19	120
Mark Eaton	79	3	13	16	26
Jay McKee	62	1	9	10	54
Craig Adams	82	0	10	10	72
Alexei Ponikarovsky	16	2	7	9	17
Jordan Leopold	20	4	4	8	6
Martin Skoula	33	3	5	8	6
Maxime Talbot	45	2	5	7	30
Chris Conner	8	2	1	3	0
Eric Godard	45	1	2	3	76
Chris Bourque	20	0	3	3	10
Ben Lovejoy	12	0	3	3	2
Nick Johnson	6	1	1	2	2
Luca Caputi	4	1	1	2	2
Deryk Engelland	9	0	2	2	17
Mark Letestu	10	1	0	1	2
Brent Johnson	23	0	1	1	0
Marc-Andre Fleury	67	0	1	1	10
Eric Tangradi	1	0	0	0	0
Tim Wallace	1	0	0	0	0
Nathan Guenin	2	0	0	0	0
John Curry	1	0	0	0	0
Dustin Jeffrey	1	0	0	0	0
Alex Pechurskiy	1	0	0	0	0

Games

DATE	RESULT	SCORE	OPPONENT
Oct. 2	W	3-2	NY RANGERS
Oct. 3	SOW	4-3*	NY Islanders
Oct. 7	L	0-3	PHOENIX
Oct. 8	W	5-4	Philadelphia
Oct. 10	W	5-2	Toronto
Oct. 12	W	4-1	Ottawa
Oct. 14	SOW	3-2*	Carolina
Oct. 17	W	4-1	TAMPA BAY
Oct. 20	W	5-1	ST. LOUIS
Oct. 23	SOW	3-2*	FLORIDA
Oct. 24	L	1-4	NEW JERSEY
Oct. 28	W	6-1	MONTREAL
Oct. 30	SOW	4-3*	Columbus
Oct. 31	L	1-2	MINNESOTA
Nov. 3	W	4-3	Anaheim
Nov. 5	L	2-5	Los Angeles
Nov. 7	L	0-5	San Jose
Nov. 10	L	0-3	Boston
Nov. 12	L	1-4	NEW JERSEY
Nov. 14	OTW	6-5*	BOSTON
Nov. 16	W	5-2	ANAHEIM
Nov. 19	L	2-6	Ottawa
Nov. 21	W	3-2	Atlanta
Nov. 23	OTW	3-2*	Florida
Nov. 25	W	3-1	MONTREAL
Nov. 27	L	2-3	NY Islanders
Nov. 28	W	8-3	NY RANGERS
Nov. 30	W	5-2	NY Rangers
Dec. 3	W	4-1	COLORADO
Dec. 5	OTL	1-2*	CHICAGO
Dec. 7	L	2-3	CAROLINA
Dec. 10	W	3-2	Montreal
Dec. 12	OTW	3-2*	FLORIDA
Dec. 15	W	6-1	PHILADELPHIA
Dec. 17	SOW	3-2*	Philadelphia
Dec. 19	SOW	2-1*	Buffalo
Dec. 21	L	0-4	NEW JERSEY
Dec. 23	W	8-2	OTTAWA
Dec. 27	L	3-4	TORONTO
Dec. 29	L	3-4	Buffalo
Dec. 30	L	0-2	New Jersey
Jan. 2	L	1-3	Tampa Bay
Jan. 3	L	2-6	Florida

DATE	RESULT	SCORE	OPPONENT
Jan. 5	W	5-2	ATLANTA
Jan. 7	L	4-7	PHILADELPHIA
Jan. 9	W	4-1	Toronto
Jan. 11	L	3-4	Minnesota
Jan. 13	W	3-1	Calgary
Jan. 14	W	3-2	Edmonton
Jan. 16	L	2-6	Vancouver
Jan. 19	W	6-4	NY ISLANDERS
Jan. 21	L	3-6	WASHINGTON
Jan. 24	W	2-1	Philadelphia
Jan. 25	W	4-2	NY Rangers
Jan. 28	L	1-4	OTTAWA
Jan. 31	SOW	2-1*	DETROIT
Feb. 1	W	5-4	BUFFALO
Feb. 6	L	3-5	Montreal
Feb. 7	OTL	4-5*	Washington
Feb. 10	W	3-1	NY ISLANDERS
Feb. 12	OTL	2-3*	NY RANGERS
Feb. 14	SOL	3-4*	NASHVILLE
Mar. 2	W	3-2	BUFFALO
Mar. 4	OTW	5-4*	NY Rangers
Mar. 6	W	6-3	DALLAS
Mar. 7	W	2-1	BOSTON
Mar. 11	OTL	3-4*	Carolina
Mar. 12	L	1-3	New Jersey
Mar. 14	W	2-1	Tampa Bay
Mar. 17	L	2-5	New Jersey
Mar. 18	W	3-0	Boston
Mar. 20	OTL	2-3*	CAROLINA
Mar. 22	L	1-3	Detroit
Mar. 24	SOL	3-4*	Washington
Mar. 27	W	4-1	PHILADELPHIA
Mar. 28	SOW	5-4*	TORONTO
Mar. 31	L	0-2	TAMPA BAY
Apr. 3	OTW	4-3*	ATLANTA
Apr. 6	L	3-6	WASHINGTON
Apr. 8	W	7-3	NY ISLANDERS
Apr. 10	L	0-1	Atlanta
Apr. 11	OTW	6-5*	NY Islanders

Home games in all CAPS * - Overtime

47-28-7, 2nd, Atlantic Division

2010-11

Highlights

- The Penguins open their brand-new arena, CONSOL Energy Center, against the Philadelphia Flyers on October 7.
- Dan Bylsma becomes the first head coach in team history to win the Jack Adams Award as the NHL's "Most Outstanding Coach."
- The Penguins record a NHL season-high 12-game winning streak from Nov. 17-Dec. 11. The streak is the second-longest in team history and the eighth-longest (tied) in NHL history.
- The Penguins tie the franchise record with seven straight road victories (Nov. 6-Dec. 11).
- Sidney Crosby records a 25-game point streak from Nov. 5-Dec. 28, the longest in the NHL since 1992-93 (Mats Sundin) and the 11th-longest in NHL history. Crosby notches 50 points (26G-24A) during the streak.
- Pittsburgh finishes the regular season with the NHL's top penalty killing unit at 86.1 percent - the first time the Penguins ever finished the season ranked No. 1 overall.
- The Penguins host the Washington Capitals in the 2011 Bridgestone NHL Winter Classic at Heinz Field on Jan. 1.

Transactions

Feb. 21, 2011 - Obtained James Neal and Matt Niskanen from Dallas for Alex Goligoski.

Feb. 24, 2011 - Obtained Alex Kovalev from Ottawa for a 2011 seventh-round draft pick.

Goaltenders

GOALIE	W-L-O	GP	MP	GA	SO	GAA
Brent Johnson	13-5-3	23	1297	47	1	2.17
Marc-Andre Fleury	36-20-5	65	3695	143	3	2.32
Team					1	
TOTALS	49-25-8	82	4992	196	5	2.39

Scoring

PLAYERS	GP	G	A	PTS	PIM
Sidney Crosby	41	32	34	66	31
Kris Letang	82	8	42	50	101
Chris Kunitz	66	23	25	48	47
Tyler Kennedy	80	21	24	45	37
Pascal Dupuis	81	17	20	37	59
Evgeni Malkin	43	15	22	37	18
Alex Goligoski	60	9	22	31	28
Matt Cooke	67	12	18	30	129
Jordan Staal	42	11	19	30	24
Mark Letestu	64	14	13	27	13
Paul Martin	77	3	21	24	16
Maxime Talbot	82	8	13	21	66
Zbynek Michalek	73	5	14	19	30
Mike Rupp	81	9	8	17	124
Ben Lovejoy	47	3	14	17	48
Chris Conner	60	7	9	16	10
Craig Adams	80	4	11	15	76
Brooks Orpik	63	1	12	13	66
Dustin Jeffrey	25	7	5	12	4
Arron Asham	44	5	6	11	46
Deryk Engelland	63	3	7	10	123
Alex Kovalev	20	2	5	7	16
James Neal	20	1	5	6	6
Mike Comrie	21	1	5	6	18
Brett Sterling	7	3	2	5	16
Matt Niskanen	18	1	3	4	20
Nick Johnson	4	1	2	3	5
Eric Tangradi	15	1	2	3	10
Eric Godard	19	0	3	3	105
Joe Vitale	9	1	1	2	13
Andrew Hutchinson	5	0	1	1	6
Brent Johnson	23	0	1	1	24
Marc-Andre Fleury	65	0	1	1	10
Corey Potter	1	0	0	0	0
Brian Strait	3	0	0	0	0
Tim Wallace	7	0	0	0	5
Ryan Craig	6	0	0	0	22

Games

DATE	RESULT	SCORE	OPPONENT
Oct. 7	L	2-3	PHILADELPHIA
Oct. 9	L	2-3	MONTREAL
Oct. 11	W	3-1	New Jersey
Oct. 13	L	3-4	TORONTO
Oct. 15	OTW	3-2*	NY ISLANDERS
Oct. 16	W	5-1	Philadelphia
Oct. 18	W	5-2	OTTAWA
Oct. 21	OTW	4-3*	Nashville
Oct. 23	OTL	0-1*	St. Louis
Oct. 27	L	3-5	Tampa Bay
Oct. 29	L	2-3	PHILADELPHIA
Oct. 30	W	3-0	Carolina
Nov. 3	L	2-5	Dallas
Nov. 5	L	2-3	Anaheim
Nov. 6	SOW	4-3*	Phoenix
Nov. 10	L	4-7	BOSTON
Nov. 12	W	5-1	TAMPA BAY
Nov. 13	W	4-2	Atlanta
Nov. 15	OTL	2-3*	NY RANGERS
Nov. 17	W	3-1	VANCOUVER
Nov. 19	SOW	5-4*	CAROLINA
Nov. 22	W	3-2	Florida
Nov. 24	W	1-0	Buffalo
Nov. 26	W	2-1	OTTAWA
Nov. 27	W	4-1	CALGARY
Nov. 29	W	3-1	NY Rangers
Dec. 2	W	3-2	ATLANTA
Dec. 4	W	7-2	Columbus
Dec. 6	W	2-1	NEW JERSEY
Dec. 8	W	5-2	TORONTO
Dec. 11	W	5-2	Buffalo
Dec. 14	L	2-3	Philadelphia
Dec. 15	L	1-4	NY RANGERS
Dec. 20	W	6-1	PHOENIX
Dec. 22	W	5-2	FLORIDA
Dec. 23	SOW	3-2*	Washington
Dec. 26	L	1-3	Ottawa
Dec. 28	W	6-3	ATLANTA
Dec. 29	SOL	1-2*	NY Islanders
Jan. 1	L	1-3	WASHINGTON
Jan. 5	W	8-1	TAMPA BAY
Jan. 6	SOL	1-2*	Montreal

DATE	RESULT	SCORE	OPPONENT
Jan. 8	L	0-4	MINNESOTA
Jan. 10	L	2-4	BOSTON
Jan. 12	W	5-2	Montreal
Jan. 15	W	3-2	Boston
Jan. 18	W	4-1	DETROIT
Jan. 20	L	0-2	New Jersey
Jan. 22	W	3-2	CAROLINA
Jan. 25	W	1-0	NY ISLANDERS
Feb. 1	SOW	4-3*	NY Rangers
Feb. 2	W	3-0	NY ISLANDERS
Feb. 4	W	3-2	BUFFALO
Feb. 6	L	0-3	Washington
Feb. 8	L	1-4	COLUMBUS
Feb. 10	OTW	2-1*	LOS ANGELES
Feb. 11	L	3-9	NY Islanders
Feb. 13	L	3-5	NY Rangers
Feb. 16	OTW	3-2*	Colorado
Feb. 20	SOL	2-3*	Chicago
Feb. 21	L	0-1	WASHINGTON
Feb. 23	OTL	2-3*	SAN JOSE
Feb. 25	L	1-4	Carolina
Feb. 26	SOW	6-5*	Toronto
Mar. 2	OTL	2-3*	Toronto
Mar. 4	OTL	1-2*	New Jersey
Mar. 5	OTW	3-2*	Boston
Mar. 8	W	3-1	BUFFALO
Mar. 12	L	0-3	MONTREAL
Mar. 13	W	5-1	EDMONTON
Mar. 15	W	5-1	Ottawa
Mar. 20	L	2-5	NY RANGERS
Mar. 21	SOW	5-4*	Detroit
Mar. 24	SOW	2-1*	Philadelphia
Mar. 25	SOW	1-0*	NEW JERSEY
Mar. 27	SOW	2-1*	FLORIDA
Mar. 29	L	2-5	PHILADELPHIA
Mar. 31	L	1-2	Tampa Bay
Apr. 2	W	4-2	Florida
Apr. 5	W	4-2	NEW JERSEY
Apr. 8	SOW	4-3*	NY Islanders
Apr. 10	W	5-2	Atlanta

Home games in all CAPS

* - Overtime

49-25-8, 2nd, Atlantic Division

2011-12

Highlights

- Evgeni Malkin becomes the ninth player in NHL history to win the Art Ross Trophy (leading scorer), Hart Trophy (MVP) and Ted Lindsay Award (NHLPA most outstanding player) in a single season after leading the NHL with 109 points.
- The Penguins establish the second-highest single-season win (51) and point (108) totals in franchise history. Pittsburgh also establishes a franchise-record 87.8 percent success rate on the penalty kill.
- James Neal becomes the first Penguins winger to score 40 goals in a single season since Alexei Kovalev in 2000-01, and was named a NHL First-Team All-Star.
- Sidney Crosby tallies four points (2G-2A) against the New York Islanders on Nov. 21 in his comeback from a 61-game absence due to a concussion dating back to the previous season.
- James Neal (Oct. 11-Nov. 15) and Evgeni Malkin (Jan. 7-Feb. 12) both amass eight-game home goal-scoring streaks - tied for the second-longest such streaks in team history (Mario Lemieux, 11 games).
- The Penguins post an NHL-season-high 11-game winning streak from Feb. 21-March 17, outscoring foes 43-17 during that span.
- Pascal Dupuis finishes the season riding an NHL-season-high 17-game point streak, during which he notched 10 goals and 12 assists.

Transactions

Nov. 8, 2011 - Obtained a 2012 fourth-round draft pick from Columbus for Mark Letestu.

Feb. 27, 2012 - Claimed Cal O'Reilly off re-entry waivers from Phoenix.

Feb. 27, 2012 - James Neal signed a six-year contract extension through 2017-18.

July 1, 2012 - Sidney Crosby signed a 12-year contract extension through 2024-25.

Goaltenders

GOALIE	W-L-O	GP	MP	GA	SO	GAA
Marc-Andre Fleury	42-17-4	67	3896	153	3	2.36
Brent Johnson	6-7-2	16	811	42	0	3.11
Brad Thiessen	3-1-0	5	258	16	0	3.72
TOTALS	51-25-6	82	4995	218	3	2.66

Scoring

PLAYERS	GP	G	A	PTS	PIM
Evgeni Malkin	75	50	59	109	70
James Neal	80	40	41	81	87
Chris Kunitz	82	26	35	61	49
Pascal Dupuis	82	25	34	59	34
Jordan Staal	62	25	25	50	34
Steve Sullivan	79	17	31	48	20
Kris Letang	51	10	32	42	34
Matt Cooke	82	19	19	38	44
Sidney Crosby	22	8	29	37	14
Tyler Kennedy	60	11	22	33	29
Paul Martin	73	2	25	27	18
Matt Niskanen	75	4	17	21	47
Craig Adams	82	5	13	18	34
Brooks Orpik	73	2	16	18	61
Deryk Engelland	73	4	13	17	56
Arron Asham	64	5	11	16	76
Richard Park	54	7	7	14	12
Joe Vitale	68	4	10	14	56
Zbynek Michalek	62	2	11	13	24
Dustin Jeffrey	26	4	2	6	2
Ben Lovejoy	34	1	4	5	13
Simon Despres	18	1	3	4	10
Alexandre Picard	17	0	4	4	4
Jason Williams	8	1	1	2	4
Eric Tangradi	24	0	2	2	16
Marc-Andre Fleury	67	0	2	2	4
Cal O'Reilly	6	0	1	1	0
Mark Letestu	11	0	1	1	2
Brent Johnson	16	0	1	1	0
Brian Strait	9	0	1	1	4
Carl Sneepe	1	0	1	1	0
Steve MacIntyre	12	0	0	0	6
Robert Bortuzzo	6	0	0	0	2
Brad Thiessen	5	0	0	0	2
Colin McDonald	5	0	0	0	0

Games

DATE	RESULT	SCORE	OPPONENT
Oct. 6	SOW	4-3*	Vancouver
Oct. 8	W	5-3	Calgary
Oct. 9	SOL	1-2*	Edmonton
Oct. 11	W	4-2	FLORIDA
Oct. 13	OTL	2-3*	WASHINGTON
Oct. 15	L	2-3	BUFFALO
Oct. 17	L	1-2	Winnipeg
Oct. 18	W	4-2	Minnesota
Oct. 20	W	3-1	MONTREAL
Oct. 22	W	4-1	NEW JERSEY
Oct. 25	W	3-0	NY Islanders
Oct. 27	SOW	3-2*	NY ISLANDERS
Oct. 29	L	3-4	Toronto
Nov. 3	SOL	3-4*	San Jose
Nov. 5	SOW	3-2*	Los Angeles
Nov. 11	W	3-1	DALLAS
Nov. 12	L	3-5	Carolina
Nov. 15	W	6-3	COLORADO
Nov. 17	L	1-4	Tampa Bay
Nov. 19	L	2-3	Florida
Nov. 21	W	5-0	NY ISLANDERS
Nov. 23	OTL	2-3*	ST. LOUIS
Nov. 25	W	6-3	OTTAWA
Nov. 26	OTW	4-3*	Montreal
Nov. 29	L	3-4	NY Rangers
Dec. 1	W	2-1	Washington
Dec. 3	W	3-2	Carolina
Dec. 5	L	1-3	BOSTON
Dec. 8	L	2-3	Philadelphia
Dec. 10	W	6-3	NY Islanders
Dec. 13	L	1-4	Detroit
Dec. 16	L	4-6	Ottawa
Dec. 17	W	8-3	BUFFALO
Dec. 20	W	3-2	CHICAGO
Dec. 23	W	4-1	Winnipeg
Dec. 27	W	4-2	CAROLINA
Dec. 29	L	2-4	PHILADELPHIA
Dec. 31	L	1-3	New Jersey
Jan. 6	L	1-3	NY RANGERS
Jan. 7	L	1-3	NEW JERSEY
Jan. 10	L	1-5	OTTAWA
Jan. 11	L	0-1	Washington

DATE	RESULT	SCORE	OPPONENT
Jan. 13	W	4-1	Florida
Jan. 15	W	6-3	Tampa Bay
Jan. 17	SOW	2-1*	CAROLINA
Jan. 19	W	4-1	NY Rangers
Jan. 20	SOW	5-4*	MONTREAL
Jan. 22	OTW	4-3*	WASHINGTON
Jan. 24	SOW	3-2*	St. Louis
Jan. 31	SOW	5-4*	TORONTO
Feb. 1	L	0-1	Toronto
Feb. 4	W	2-1	Boston
Feb. 5	L	2-5	New Jersey
Feb. 7	SOL	2-3*	Montreal
Feb. 11	W	8-5	WINNIPEG
Feb. 12	W	4-2	TAMPA BAY
Feb. 15	L	1-2	ANAHEIM
Feb. 18	W	6-4	Philadelphia
Feb. 19	L	2-6	Buffalo
Feb. 21	W	2-0	NY RANGERS
Feb. 25	W	8-1	TAMPA BAY
Feb. 26	W	4-2	COLUMBUS
Feb. 29	SOW	4-3*	Dallas
Mar. 3	W	5-1	Colorado
Mar. 5	W	2-1	PHOENIX
Mar. 7	W	3-2	TORONTO
Mar. 9	SOW	2-1*	FLORIDA
Mar. 11	W	5-2	BOSTON
Mar. 15	W	5-2	NY Rangers
Mar. 17	W	5-2	New Jersey
Mar. 18	OTL	2-3*	Philadelphia
Mar. 20	W	8-4	WINNIPEG
Mar. 22	W	5-1	NASHVILLE
Mar. 24	L	4-8	Ottawa
Mar. 25	W	5-2	NEW JERSEY
Mar. 27	L	3-5	NY ISLANDERS
Mar. 29	L	3-5	NY Islanders
Mar. 30	W	5-3	Buffalo
Apr. 1	L	4-6	PHILADELPHIA
Apr. 3	W	5-3	Boston
Apr. 5	W	5-2	NY RANGERS
Apr. 7	W	4-2	PHILADELPHIA

Home games in all CAPS

* - Overtime

51-25-6, 2nd, Atlantic Division

2012-13

Highlights

- The Penguins win their first Atlantic Division title under head coach Dan Bylsma, finishing with the top regular-season record in the Eastern Conference.
- Pittsburgh wins 15 consecutive games - the second-longest (tied) winning streak in NHL history - between March 2-30. The Penguins also become the first team in NHL history to post a perfect record during a calendar month (min: 10 games).
- Tomas Vokoun and Marc-Andre Fleury establish the longest shutout sequence (218:48) in franchise history between March 24-April 2.
- Marc-Andre Fleury sets a pair of franchise records for most wins (227) and shutouts (23).
- Brooks Orpik appears in his 622nd career game on April 2 vs. Buffalo, establishing a team record for games played by a defenseman.
- Sidney Crosby wins the Ted Lindsay Award (NHLPA most outstanding player).
- Ray Shero is voted NHL General Manager of the Year.

Transactions

Feb. 6, 2013 - Obtained 2014 fifth-round pick from Anaheim for Ben Lovejoy.

Feb. 13, 2013 - Obtained 2013 seventh-round pick from Winnipeg for Eric Tangradi.

Mar. 24, 2013 - Obtained Brenden Morrow and a 2013 third-round draft pick from Dallas for Joe Morrow and a 2013 fifth-round draft pick.

Mar. 25, 2013 - Obtained Douglas Murray from San Jose for a 2013 second-round draft pick and a 2014 conditional second-round draft pick.

Mar. 28, 2013 - Obtained Jarome Iginla from Calgary for Kenny Agostino, Ben Hanowski and a 2013 first-round draft pick.

Apr. 3, 2013 - Obtained Jussi Jokinen from Carolina for a 2013 conditional sixth or seventh-round draft pick (condition not met).

Jun. 12, 2013 - Head coach Dan Bylsma signed a two-year contract extension through 2014-15; assistant coaches Tony Granato and Todd Reirden also received extensions through 2014-15.

Jun. 13, 2013 - Evgeni Malkin signed an eight-year contract extension that begins with the 2014-15 season and runs through 2021-22.

July 2, 2013 - Kris Letang signed an eight-year contract extension that begins with the 2014-15 season and runs through 2021-22.

Scoring

PLAYERS	GP	G	A	PTS	PIM
Sidney Crosby	36	15	41	56	16
Chris Kunitz	48	22	30	52	39
Pascal Dupuis	48	20	18	38	26
Kris Letang	35	5	33	38	8
James Neal	40	21	15	36	26
Evgeni Malkin	31	9	24	33	36
Paul Martin	34	6	17	23	16
Matt Cooke	48	8	13	21	36
Brandon Sutter	48	11	8	19	4
Brendan Morrow	15	6	8	14	19
Matt Niskanen	40	4	10	14	12
Beau Bennett	26	3	11	14	6
Jussi Jokinen	10	7	4	11	6
Tyler Kennedy	46	6	5	11	19
Jarome Iginla	13	5	6	11	9
Craig Adams	48	3	6	9	28
Brooks Orpik	46	0	8	8	32
Simon Despres	33	2	5	7	20
Dustin Jeffrey	24	3	3	6	2
Deryk Engelland	42	0	6	6	54
Joe Vitale	33	2	3	5	17
Robert Bortuzzo	15	2	2	4	27
Douglas Murray	14	1	2	3	9
Tanner Glass	48	1	1	2	62
Marc-Andre Fleury	33	0	2	2	2
Tomas Vokoun	20	0	2	2	2
Mark Eaton	23	0	0	0	4
Zach Boychuk	7	0	0	0	2
Eric Tangradi	5	0	0	0	0
Ben Lovejoy	3	0	0	0	0
Dylan Reese	3	0	0	0	0
Trevor Smith	1	0	0	0	0
Steve MacIntyre	1	0	0	0	12

Goaltenders

GOALIE	W-L-O	GP	MP	GA	SO	GAA
Marc-Andre Fleury	23-8-0	33	1858	74	1	2.39
Tomas Vokoun	13-4-0	20	1029	42	3	2.45
TOTALS	36-12-0	48	2898	119	5	2.48

Games

DATE	RESULT	SCORE	OPPONENT
Jan. 19	W	3-1	Philadelphia
Jan. 20	W	6-3	NY Rangers
Jan. 23	L	2-5	TORONTO
Jan. 25	L	2-4	Winnipeg
Jan. 27	SOW	2-1*	Ottawa
Jan. 29	L	1-4	NY ISLANDERS
Jan. 31	W	3-0	NY Rangers
Feb. 2	W	5-1	NEW JERSEY
Feb. 3	W	6-3	Washington
Feb. 5	W	4-2	NY Islanders
Feb. 7	W	5-2	WASHINGTON
Feb. 9	L	1-3	New Jersey
Feb. 10	L	1-3	NEW JERSEY
Feb. 13	W	4-2	OTTAWA
Feb. 15	W	3-1	Winnipeg
Feb. 17	W	4-3	Buffalo
Feb. 20	L	5-6	PHILADELPHIA
Feb. 22	W	3-1	FLORIDA
Feb. 24	W	5-3	TAMPA BAY
Feb. 26	L	4-6	Florida
Feb. 28	L	1-4	Carolina
Mar. 2	OTW	7-6*	Montreal
Mar. 4	W	4-3	TAMPA BAY
Mar. 7	W	5-4	Philadelphia
Mar. 9	SOW	5-4*	Toronto
Mar. 10	W	6-1	NY ISLANDERS
Mar. 12	W	3-2	BOSTON
Mar. 14	W	3-1	Toronto
Mar. 16	W	3-0	NY RANGERS
Mar. 17	W	2-1	BOSTON
Mar. 19	W	2-1	WASHINGTON
Mar. 22	W	4-2	NY Islanders
Mar. 24	W	2-1*	PHILADELPHIA
Mar. 26	W	1-0	MONTREAL
Mar. 28	W	4-0	WINNIPEG
Mar. 30	W	2-0	NY ISLANDERS
Apr. 2	L	1-4	BUFFALO
Apr. 3	L	1-6	NY Rangers
Apr. 5	SOW	2-1*	NY RANGERS

DATE	RESULT	SCORE	OPPONENT
Apr. 9	W	5-3	Carolina
Apr. 11	W	6-3	Tampa Bay
Apr. 13	W	3-1	Florida
Apr. 17	W	6-4	MONTREAL
Apr. 20	W	3-2	Boston
Apr. 22	W	3-1	Ottawa
Apr. 23	L	2-4	BUFFALO
Apr. 25	L	2-3	New Jersey
Apr. 27	W	8-3	CAROLINA

Home games in all CAPS * - Overtime

36-12-0, 1st, Atlantic Division

2013-14

Highlights

- The Penguins win their second-straight division title, claiming the first-ever Metropolitan Division crown. It marks just the second time in team history the Penguins have won back-to-back division titles.
- Pittsburgh establishes a franchise-record 13-game home winning streak between Nov. 15-Jan. 15.
- For just the second time in team history the Penguins finish the regular season with the NHL's top power-play unit, converting a league-high 23.4% of their man-advantage opportunities.
- Sidney Crosby captures the Art Ross Trophy as the NHL's leading scorer, the Hart Memorial Trophy as league MVP and his second-straight Ted Lindsay Award as the NHL's most outstanding player as voted by his peers.
- Head coach Dan Bylsma establishes a franchise record by winning his 233rd career game on Jan. 7 at Vancouver, surpassing Eddie Johnston for the top spot.
- The Penguins celebrate their 300th-consecutive sellout on Nov. 27 against the Toronto Maple Leafs at CONSOL Energy Center.
- Pittsburgh plays its third outdoor game on March 1 against the Chicago Blackhawks at historic Soldier Field.

Transactions

- Oct. 2, 2013** - Signed Chuck Kobasew to a one-year contract.
- Dec. 21, 2013** - Signed Jeff Zatkoff to a two-year contract extension.
- Jan. 2, 2014** - Claimed Taylor Pyatt off waivers from the NY Rangers.
- Mar. 5, 2014** - Obtained Marcel Goc from Florida for a 2014 fifth-round draft pick and a 2015 third-round draft pick.
- Mar. 5, 2014** - Obtained Lee Stempniak from Calgary for a 2014 third-round draft pick.

Goaltenders

GOALIE	W-L-O	GP	MP	GA	SO	GAA
Marc-Andre Fleury	39-18-5	64	3792	150	5	2.37
Jeff Zatkoff	12-6-2	20	1171	51	1	2.61
TOTALS	51-24-7	82	4986	204	6	2.45

Scoring

PLAYERS	GP	G	A	PTS	PIM
Sidney Crosby	80	36	68	104	46
Evgeni Malkin	60	23	49	72	62
Chris Kunitz	78	35	33	68	66
James Neal	59	27	34	61	55
Jussi Jokinen	81	21	36	57	18
Matt Niskanen	81	10	36	46	51
Olli Maatta	78	9	20	29	14
Brandon Sutter	81	13	13	26	12
Kris Letang	37	11	11	22	16
Pascal Dupuis	39	7	13	20	8
Brian Gibbons	41	5	12	17	6
Paul Martin	39	3	12	15	10
Joe Vitale	53	1	13	14	29
Tanner Glass	67	4	9	13	90
Brooks Orpik	72	2	11	13	46
Deryk Engelland	56	6	6	12	58
Craig Adams	82	5	6	11	46
Lee Stempniak	21	4	7	11	4
Robert Bortuzzo	54	0	10	10	74
Jayson Megna	36	5	4	9	6
Beau Bennett	21	3	4	7	0
Chris Conner	19	4	1	5	2
Simon Despres	34	0	5	5	26
Taylor Pyatt	34	4	0	4	10
Rob Scuderi	53	0	4	4	2
Chuck Kobasew	33	2	0	2	15
Harry Zolnierczyk	13	2	0	2	12
Marcel Goc	12	0	2	2	4
Jeff Zatkoff	20	0	1	1	0
Dustin Jeffrey	10	0	1	1	2
Andrew Ebbett	9	0	1	1	0
Matt D'Agostini	8	0	1	1	4
Brian Dumoulin	6	0	1	1	4
Marc-Andre Fleury	64	0	0	0	4
Zach Sill	20	0	0	0	12
Philip Samuelsson	5	0	0	0	0
Adam Payerl	2	0	0	0	2
Nick Drazenovic	1	0	0	0	2
Pierre-Luc Leblond	1	0	0	0	0

Games

DATE	RESULT	SCORE	OPPONENT
Oct. 3	W	3-0	NEW JERSEY
Oct. 5	W	4-1	BUFFALO
Oct. 8	W	5-2	CAROLINA
Oct. 11	L	3-6	Florida
Oct. 12	W	5-4	Tampa Bay
Oct. 15	W	3-2	EDMONTON
Oct. 17	W	4-1	Philadelphia
Oct. 19	SOW	4-3*	VANCOUVER
Oct. 21	L	0-1	COLORADO
Oct. 25	L	3-4	NY ISLANDERS
Oct. 26	L	1-4	Toronto
Oct. 28	W	3-1	Carolina
Oct. 30	W	3-2	BOSTON
Nov. 1	W	4-2	COLUMBUS
Nov. 2	W	3-0	Columbus
Nov. 6	L	1-5	NY Rangers
Nov. 9	L	1-2	St. Louis
Nov. 13	L	1-2	PHILADELPHIA
Nov. 15	W	4-1	NASHVILLE
Nov. 16	L	1-4	New Jersey
Nov. 18	W	3-1	ANAHEIM
Nov. 20	W	4-0	Washington
Nov. 22	W	4-3	NY ISLANDERS
Nov. 23	L	2-3	Montreal
Nov. 25	OTL	3-4*	Boston
Nov. 27	SOW	6-5*	TORONTO
Nov. 29	W	3-0	Tampa Bay
Nov. 30	W	5-1	Florida
Dec. 3	OTW	3-2*	NY Islanders
Dec. 5	W	5-1	SAN JOSE
Dec. 7	L	2-3	Boston
Dec. 9	W	2-1	COLUMBUS
Dec. 13	W	3-2	NEW JERSEY
Dec. 14	W	4-1	Detroit
Dec. 16	W	3-1	TORONTO
Dec. 18	SOW	4-3*	NY Rangers
Dec. 19	W	5-2	MINNESOTA
Dec. 21	W	4-3	CALGARY
Dec. 23	L	0-5	Ottawa
Dec. 27	OTW	4-3*	Carolina
Dec. 29	W	5-3	Columbus
Dec. 31	L	1-2	New Jersey

DATE	RESULT	SCORE	OPPONENT
Jan. 3	W	5-2	NY Rangers
Jan. 5	W	6-5	WINNIPEG
Jan. 7	SOW	5-4*	Vancouver
Jan. 10	OTL	3-4*	Edmonton
Jan. 11	W	2-1	Calgary
Jan. 15	W	4-3	WASHINGTON
Jan. 20	L	1-5	FLORIDA
Jan. 22	W	5-1	MONTREAL
Jan. 23	W	6-4	NY Islanders
Jan. 25	L	0-3	Dallas
Jan. 27	W	3-0	BUFFALO
Jan. 30	W	4-1	Los Angeles
Feb. 1	L	1-3	Phoenix
Feb. 3	OTW	2-1*	OTTAWA
Feb. 5	W	5-1	Buffalo
Feb. 7	SOL	3-4*	NY RANGERS
Feb. 27	SOL	5-6*	MONTREAL
Mar. 1	L	1-5	Chicago
Mar. 4	W	3-1	Nashville
Mar. 6	L	3-5	San Jose
Mar. 7	SOW	3-2*	Anaheim
Mar. 10	W	3-2	Washington
Mar. 11	W	2-0	WASHINGTON
Mar. 15	L	0-4	Philadelphia
Mar. 16	L	3-4	PHILADELPHIA
Mar. 18	W	5-1	DALLAS
Mar. 20	OTL	4-5*	Detroit
Mar. 22	OTW	4-3*	TAMPA BAY
Mar. 23	L	0-1	ST. LOUIS
Mar. 25	L	2-3	PHOENIX
Mar. 27	L	2-3	LOS ANGELES
Mar. 28	W	2-1	Columbus
Mar. 30	W	4-1	CHICAGO
Apr. 1	L	1-4	CAROLINA
Apr. 3	W	4-2	Winnipeg
Apr. 5	L	0-4	Minnesota
Apr. 6	SOW	3-2*	Colorado
Apr. 9	SOW	4-3*	DETROIT
Apr. 12	OTL	3-4*	PHILADELPHIA
Apr. 13	SOL	2-3*	OTTAWA

Home games in all CAPS * - Overtime

51-24-7, 1st, Metropolitan Division

2014-15

Highlights

- Mike Johnston becomes the ninth coach in franchise history to win his debut behind the bench when the Penguins defeat Anaheim, 6-4, on opening night.
- Pittsburgh's 10 wins during the month of November equal a franchise record for that month (also 2010, 1995). Pittsburgh led or was tied for 693:39 of 858:25 minutes (80.8%).
- Marc-Andre Fleury becomes the third-fastest and third-youngest goaltender to win 300 games following Pittsburgh's 3-2 overtime win in Boston on Nov. 24.
- Craig Adams establishes the longest consecutive games played streak in team history when he appeared in his 314th-straight contest on Dec. 6 (streak ends at 319 games).
- Hall of Fame broadcaster Mike Lange celebrates his 40th season as the 'Voice of the Penguins.'
- Kris Letang is nominated for the Masterton Trophy following an inspirational comeback from a stroke the season before. Letang finishes as a runner-up behind eventual winner Devan Dubnyk of the Minnesota Wild.

Transactions

- Nov. 5, 2014** - Marc-Andre Fleury signed to a four-year contract extension.
- Dec. 5, 2014** - Obtained Rob Klunkhammer from Arizona for Philip Samuelsson.
- Jan. 2, 2015** - Obtained David Perron from Edmonton for Rob Klunkhammer and a 2015 first-round draft pick.
- Jan. 14, 2015** - Claimed Mark Arcobello off waivers from Nashville.
- Jan. 27, 2015** - Obtained Maxim Lapierre from St. Louis for Marcel Goc.
- Feb. 25, 2015** - Obtained Daniel Winnik from Toronto for Zach Sill, a 2015 fourth-round draft pick and a 2016 second-round draft pick.
- Mar. 2, 2015** - Obtained Ben Lovejoy from Anaheim for Simon Despres.
- Mar. 2, 2015** - Obtained Ian Cole from St. Louis for Robert Bortuzzo and a 2016 seventh-round draft pick.

Goaltenders

GOALIE	W-L-O	GP	MP	GA	SO	GAA
Jeff Zatkoff	0-1-0	1	37	1	0	1.62
Marc-Andre Fleury	34-20-9	64	3776	146	10	2.32
Thomas Greiss	9-6-3	20	1159	50	0	2.59
TOTALS	43-27-12	82	5001	204	10	2.45

Scoring

PLAYERS	GP	G	A	PTS	PIM
Sidney Crosby	77	28	56	84	47
Evgeni Malkin	69	28	42	70	60
Kris Letang	69	11	43	54	79
Patric Hornqvist	64	25	26	51	38
Chris Kunitz	74	17	23	40	56
Brandon Sutter	80	21	12	33	14
Blake Comeau	61	16	15	31	65
Steve Downie	72	14	14	28	238
Nick Spaling	82	9	18	27	26
David Perron	43	12	10	22	42
Paul Martin	74	3	17	20	20
Simon Despres	59	2	15	17	64
Christian Ehrhoff	49	3	11	14	26
Beau Bennett	49	4	8	12	16
Pascal Dupuis	16	6	5	11	4
Rob Scuderi	82	1	9	10	17
Daniel Winnik	21	2	7	9	8
Olli Maatta	20	1	8	9	10
Ian Cole	20	1	7	8	7
Derrick Pouliot	34	2	5	7	4
Craig Adams	70	1	6	7	44
Marcel Goc	43	2	4	6	4
Robert Bortuzzo	38	2	4	6	68
Andrew Ebbett	24	1	5	6	2
Ben Lovejoy	20	1	2	3	8
Zach Sill	42	1	2	3	60
Rob Klunkhammer	10	1	2	3	0
Bryan Rust	14	1	1	2	4
Mark Arcobello	10	0	2	2	2
Maxim Lapierre	35	0	2	2	16
Brian Dumoulin	8	1	0	1	2
Jayson Megna	12	0	1	1	14
Marc-Andre Fleury	64	0	1	1	6
Thomas Greiss	20	0	0	0	0
Bobby Farnham	11	0	0	0	24
Scott Harrington	10	0	0	0	4
Taylor Chorney	7	0	0	0	0
Dominik Uher	2	0	0	0	0
Scott Wilson	1	0	0	0	0
Jeff Zatkoff	1	0	0	0	0

Games

DATE	RESULT	SCORE	OPPONENT
Oct. 9	W	6-4	ANAHEIM
Oct. 11	W	5-2	Toronto
Oct. 16	L	2-3	DALLAS
Oct. 18	W	3-1	NY ISLANDERS
Oct. 22	L	3-5	PHILADELPHIA
Oct. 23	OTL	3-4*	Detroit
Oct. 25	W	3-0	Nashville
Oct. 28	W	8-3	NEW JERSEY
Oct. 30	W	3-0	LOS ANGELES
Nov. 1	W	5-0	BUFFALO
Nov. 4	W	4-1	Minnesota
Nov. 6	SOW	4-3*	Winnipeg
Nov. 8	W	6-1	Buffalo
Nov. 11	L	0-5	NY Rangers
Nov. 14	W	2-1	Toronto
Nov. 15	SOW	3-2*	NY RANGERS
Nov. 18	W	4-0	Montreal
Nov. 21	SOL	4-5*	NY ISLANDERS
Nov. 22	L	1-4	NY Islanders
Nov. 24	OTW	3-2*	Boston
Nov. 26	OTW	4-3*	TORONTO
Nov. 28	L	2-4	CAROLINA
Nov. 29	W	3-2	Carolina
Dec. 2	W	1-0	NEW JERSEY
Dec. 4	L	0-3	VANCOUVER
Dec. 6	W	3-2	OTTAWA
Dec. 8	OTL	3-4*	NY Rangers
Dec. 12	W	3-1	CALGARY
Dec. 13	SOL	3-4*	Columbus
Dec. 15	W	4-2	TAMPA BAY
Dec. 18	OTW	1-0*	COLORADO
Dec. 20	W	3-1	FLORIDA
Dec. 22	SOL	3-4*	Florida
Dec. 23	L	3-4	Tampa Bay
Dec. 27	L	0-3	WASHINGTON
Dec. 29	L	1-3	New Jersey
Dec. 31	W	2-1	CAROLINA
Jan. 2	W	6-3	TAMPA BAY
Jan. 3	L	1-4	MONTREAL
Jan. 7	OTL	2-3*	BOSTON
Jan. 10	OTW	2-1*	Montreal
Jan. 13	W	7-2	MINNESOTA

DATE	RESULT	SCORE	OPPONENT
Jan. 16	L	3-6	NY Islanders
Jan. 18	L	2-5	NY RANGERS
Jan. 20	OTL	2-3*	Philadelphia
Jan. 21	SOL	2-3*	CHICAGO
Jan. 27	W	5-3	WINNIPEG
Jan. 28	L	0-4	Washington
Jan. 30	OTW	2-1*	New Jersey
Feb. 1	L	0-4	NASHVILLE
Feb. 4	W	2-0	Edmonton
Feb. 6	W	4-0	Calgary
Feb. 7	L	0-5	Vancouver
Feb. 11	W	4-1	DETROIT
Feb. 12	SOW	5-4*	Ottawa
Feb. 15	SOL	1-2*	Chicago
Feb. 17	L	1-3	WASHINGTON
Feb. 19	L	1-2	COLUMBUS
Feb. 21	W	4-2	St. Louis
Feb. 22	W	5-1	FLORIDA
Feb. 25	W	4-3	Washington
Mar. 1	W	5-3	COLUMBUS
Mar. 4	L	1-3	Colorado
Mar. 6	W	5-2	Anaheim
Mar. 7	OTW	1-0*	Los Angeles
Mar. 9	SOL	1-2*	San Jose
Mar. 12	W	6-4	EDMONTON
Mar. 14	L	0-2	BOSTON
Mar. 15	L	1-5	DETROIT
Mar. 17	L	0-2	New Jersey
Mar. 19	L	1-2	Dallas
Mar. 21	W	3-1	Arizona
Mar. 24	OTL	2-3*	ST. LOUIS
Mar. 26	L	2-5	Carolina
Mar. 28	W	3-2	ARIZONA
Mar. 29	SOW	3-2*	SAN JOSE
Apr. 1	L	1-4	PHILADELPHIA
Apr. 4	L	3-5	Columbus
Apr. 5	L	1-4	Philadelphia
Apr. 7	OTL	3-4*	Ottawa
Apr. 10	L	1-3	NY ISLANDERS
Apr. 11	W	2-0	Buffalo

Home games in all CAPS * - Overtime

43-27-12, 4th, Metropolitan Division

2015-16

Highlights

- The Penguins defeat the NY Rangers [4-1], Washington [4-2], Tampa Bay [4-3] and San Jose [4-2] to win their fourth Stanley Cup.
- Sidney Crosby wins the Conn Smythe Trophy as playoff MVP.
- Jim Rutherford wins the NHL GM of the Year Award. He also becomes the first GM in the post-1967 NHL Expansion Era to win the Stanley Cup with multiple franchises [Carolina, 2006].
- Goalie Matt Murray wins 15 playoff games, equaling the NHL record for playoff wins by a rookie goaltender.
- The Penguins establish team records for most home playoff wins [9], playoff overtime wins [4] and playoff overtime games played [7] in a single postseason.
- Mike Sullivan becomes the sixth American-born head coach to win the Stanley Cup, joining a list that includes previous Penguins head coaches Bob Johnson and Dan Bylsma.
- Pittsburgh establishes a franchise record by winning eight consecutive road games between March 11 and April 7. The streak was the longest in the NHL during the 2015-16 campaign.
- Veteran forward Pascal Dupuis announces that he would no longer play hockey due to complications from his blood clots on Dec. 8 at a practice rink in Colorado.

Transactions

July 1, 2015 - Obtained Phil Kessel, Tyler Biggs, Tim Erixon and a 2016 second-round draft pick from Toronto for Nick Spaling, Kasperii Kapanen, Scott Harrington and 2016 first- and third-round draft picks.

July 28, 2015 - Obtained Nick Bonino, Adam Clendening and a 2016 second-round pick from Vancouver for Brandon Sutter and a 2016 third-round pick; Eric Fehr signed to a three-year contract.

Dec. 12, 2015 - Mike Sullivan named head coach and Jacques Martin named assistant coach; former head coach Mike Johnston and former assistant coach Gary Agnew relieved of their duties.

Dec. 14, 2015 - Obtained Trevor Daley from Chicago for Rob Scuderi.

Jan. 16, 2016 - Obtained Carl Hagelin from Anaheim for David Perron and Adam Clendening.

Feb. 26, 2016 - Olli Maatta signed to a six-year contract extension.

Feb. 27, 2016 - Obtained Justin Schultz from Edmonton for a 2016 third-round draft pick.

Mar. 14, 2016 - Bryan Rust, Scott Wilson and Tom Kuhnhackl signed to two-year contract extensions.

Goaltenders

GOALIE	W-L-O	GP	MP	GA	SO	GAA
Matt Murray	9-2-1	13	749	25	1	2.00
Marc-Andre Fleury	35-17-6	58	3463	132	5	2.29
Jeff Zatkoff	4-7-1	14	732	34	0	2.79
TOTALS	48-26-8	82	4944	191	6	2.32

Scoring

PLAYERS	GP	G	A	PTS	PIM
Sidney Crosby	80	36	49	85	42
Kris Letang	71	16	51	67	66
Phil Kessel	82	26	33	59	18
Evgeni Malkin	57	27	31	58	65
Patric Hornqvist	82	22	29	51	36
Chris Kunitz	80	17	23	40	41
Matt Cullen	82	16	16	32	20
Nick Bonino	63	9	20	29	31
Carl Hagelin	37	10	17	27	18
Trevor Daley	53	6	16	22	26
Olli Maatta	67	6	13	19	22
David Perron	43	4	12	16	28
Brian Dumoulin	79	0	16	16	14
Tom Kuhnhackl	42	5	10	15	24
Eric Fehr	55	8	6	14	19
Beau Bennett	33	6	6	12	10
Ian Cole	70	0	12	12	59
Bryan Rust	41	4	7	11	12
Connor Sheary	44	7	3	10	8
Ben Lovejoy	66	4	6	10	30
Justin Schultz	18	1	7	8	2
Derrick Pouliot	22	0	7	7	2
Scott Wilson	24	5	1	6	12
Pascal Dupuis	18	2	2	4	12
Oskar Sundqvist	18	1	3	4	4
Rob Scuderi	25	0	4	4	8
Kevin Porter	41	0	3	3	0
Daniel Sprong	18	2	0	2	0
Sergei Plotnikov	32	0	2	2	20
David Warsofsky	12	1	0	1	0
Adam Clendening	9	0	1	1	10
Marc-Andre Fleury	58	0	1	1	2
Tom Sestito	4	0	1	1	19
Dominik Simon	3	0	1	1	0
Josh Archibald	1	0	0	0	0
Bobby Farnham	3	0	0	0	5
Kael Mouillierat	1	0	0	0	2
Matt Murray	13	0	0	0	0
Jeff Zatkoff	14	0	0	0	0

Games

DATE	RESULT	SCORE	OPPONENT
Oct. 8	L	0-3	Dallas
Oct. 10	L	1-2	Arizona
Oct. 13	L	2-3	MONTREAL
Oct. 15	W	2-0	OTTAWA
Oct. 17	W	2-1	TORONTO
Oct. 20	OTW	3-2*	FLORIDA
Oct. 22	L	1-4	DALLAS
Oct. 24	OTW	2-1*	Nashville
Oct. 28	W	3-1	Washington
Oct. 29	W	4-3	BUFFALO
Oct. 31	W	4-0	Toronto
Nov. 4	W	3-2	Vancouver
Nov. 6	W	2-1	Edmonton
Nov. 7	L	2-5	Calgary
Nov. 11	SOW	4-3*	MONTREAL
Nov. 13	L	1-2	COLUMBUS
Nov. 14	L	0-4	New Jersey
Nov. 17	W	4-3	MINNESOTA
Nov. 19	W	4-3	COLORADO
Nov. 21	L	1-3	SAN JOSE
Nov. 25	OTW	4-3*	ST. LOUIS
Nov. 27	OTL	1-2*	Columbus
Nov. 28	SOL	2-3*	EDMONTON
Dec. 1	W	5-1	San Jose
Dec. 5	L	3-5	Los Angeles
Dec. 6	L	1-2	Anaheim
Dec. 9	W	4-2	Colorado
Dec. 11	SOL	2-3*	LOS ANGELES
Dec. 14	L	1-4	WASHINGTON
Dec. 16	L	0-3	Boston
Dec. 18	L	2-6	BOSTON
Dec. 19	L	1-2	CAROLINA
Dec. 21	W	5-2	COLUMBUS
Dec. 26	W	3-1	Minnesota
Dec. 27	L	0-1	Winnipeg
Dec. 30	SOL	2-3*	TORONTO
Dec. 31	W	5-2	Detroit
Jan. 2	W	5-2	NY ISLANDERS
Jan. 5	OTL	2-3*	CHICAGO
Jan. 6	L	1-3	Chicago
Jan. 9	W	3-1	Montreal
Jan. 12	OTL	2-3*	Carolina

DATE	RESULT	SCORE	OPPONENT
Jan. 15	OTL	4-5*	Tampa Bay
Jan. 17	W	5-0	CAROLINA
Jan. 18	L	2-5	St. Louis
Jan. 21	W	4-3	PHILADELPHIA
Jan. 23	W	5-4	VANCOUVER
Jan. 26	W	2-0	NEW JERSEY
Feb. 2	W	6-5	OTTAWA
Feb. 5	L	3-6	Tampa Bay
Feb. 6	OTW	3-2*	Florida
Feb. 8	W	6-2	ANAHEIM
Feb. 10	L	0-3	NY RANGERS
Feb. 12	SOW	2-1*	Carolina
Feb. 15	SOL	1-2*	Florida
Feb. 18	W	6-3	DETROIT
Feb. 20	L	2-4	TAMPA BAY
Feb. 21	W	4-3	Buffalo
Feb. 24	L	1-5	Boston
Feb. 27	W	4-1	WINNIPEG
Feb. 29	W	6-0	ARIZONA
Mar. 1	L	2-3	Washington
Mar. 3	W	4-1	NY RANGERS
Mar. 5	L	2-4	CALGARY
Mar. 6	W	6-1	New Jersey
Mar. 8	L	1-2	NY Islanders
Mar. 11	W	3-2	Columbus
Mar. 13	W	5-3	NY Rangers
Mar. 15	SOW	2-1*	NY ISLANDERS
Mar. 17	W	4-2	CAROLINA
Mar. 19	W	4-1	Philadelphia
Mar. 20	W	6-2	WASHINGTON
Mar. 24	L	0-3	NEW JERSEY
Mar. 26	W	7-2	Detroit
Mar. 27	OTW	3-2*	NY Rangers
Mar. 29	SOW	5-4*	BUFFALO
Mar. 31	W	5-2	NASHVILLE
Apr. 2	W	5-0	NY Islanders
Apr. 3	W	6-2	PHILADELPHIA
Apr. 5	W	5-3	Ottawa
Apr. 7	OTW	4-3*	Washington
Apr. 9	L	1-3	Philadelphia

Home games in all CAPS * - Overtime

48-26-8, 2nd, Metropolitan Division, Stanley Cup Champions

2016-17

Highlights

- The Penguins defeat Columbus [4-1], Washington [4-3], Ottawa [4-3] and Nashville [4-2] to win their fifth Stanley Cup.
- Pittsburgh becomes the first team to repeat as Stanley Cup champions since the 1997-98 Detroit Red Wings. The Penguins join the Edmonton Oilers as the only non-Original Six franchises with five Stanley Cups.
- Head coach Mike Sullivan becomes the first American-born head coach to win multiple Stanley Cups. GM Jim Rutherford is just the seventh GM since the 1967 Expansion Era to win three Cups.
- Sidney Crosby wins the Conn Smythe Trophy as playoff MVP for a second-straight season. Crosby joins Mario Lemieux [1991-92] and Bernie Parent [1974-75] as the only players to win the award in consecutive seasons.
- Pittsburgh sets a club record by winning 10 playoff home games, and the Pens equal the club single-playoff record with 13 total home games. Pittsburgh's 49 overall games played, and 26 home games, in a two-year period are the most in NHL playoff history.
- During the regular season, Sidney Crosby leads the NHL with 44 goals, winning his second Maurice "Rocket" Richard Trophy. Crosby reached the 1,000-point mark on Feb. 16, 2017 when he set up a Chris Kunitz goal. Crosby hit the milestone in 757 games, making him the 12th-fastest player all-time to do so.
- The Penguins celebrate their 50th anniversary season with a season-long celebration that includes several theme nights honoring players, coaches and staff members from the first 50 years. The Pens also unveil a 50th anniversary documentary, "Pittsburgh is Home."

Transactions

Oct. 20, 2016 - Matt Murray signed to a three-year contract extension that runs through the 2019-20 campaign.

Nov. 2, 2016 - Obtained a 2017 fifth-round draft pick from Ottawa for Mike Condon.

Dec. 26, 2016 - Mike Sullivan signed to a three-year contract extension that runs through the 2019-20 campaign.

Feb. 23, 2017 - Obtained Ron Hainsey from the Carolina Hurricanes for Danny Kristo and a 2017 second-round draft pick.

Mar. 1, 2017 - Obtained Mark Streit from the Tampa Bay Lightning for a 2018 fourth-round draft pick.

Mar. 1, 2017 - Obtained Frank Corrado from the Toronto Maple Leafs for Eric Fehr, Steve Oleksy and a 2017 fourth-round draft pick.

Mar. 14, 2017 - Zach Aston-Reese signed to a two-year, entry-level contract.

Goaltenders

GOALIE	W-L-O	GP	MP	GA	SO	GAA
Mike Condon	0-0-0	1	20	0	0	0.00
Matt Murray	32-10-4	49	2766	111	4	2.41
Marc-Andre Fleury	18-10-7	38	2125	107	1	3.02
Tristan Jarry	0-1-0	1	59	3	0	3.06
TOTALS	50-21-11	82	4989	229	5	2.75

Scoring

PLAYERS	GP	G	A	PTS	PIM
Sidney Crosby	75	44	45	89	24
Evgeni Malkin	62	33	39	72	77
Phil Kessel	82	23	47	70	20
Conor Sheary	61	23	30	53	22
Justin Schultz	78	12	39	51	34
Patric Hornqvist	70	21	23	44	28
Nick Bonino	80	18	19	37	16
Kris Letang	41	5	29	34	32
Jake Guentzel	40	16	17	33	10
Matt Cullen	72	13	18	31	30
Chris Kunitz	71	9	20	29	36
Bryan Rust	57	15	13	28	8
Scott Wilson	78	8	18	26	32
Ian Cole	81	5	21	26	72
Carl Hagelin	61	6	16	22	16
Trevor Daley	56	5	14	19	37
Tom Kuhnhackl	57	4	12	16	18
Brian Dumoulin	70	1	14	15	14
Eric Fehr	52	6	5	11	14
Chad Ruhwedel	34	2	8	10	8
Carter Roney	27	3	4	7	4
Olli Maatta	55	1	6	7	12
Mark Streit	19	1	5	6	6
Cameron Gaunce	12	1	3	4	13
Josh Archibald	10	3	0	3	4
Ron Hainsey	16	0	3	3	4
Tom Sestito	13	0	2	2	48
Matt Murray	49	0	2	2	0
Dominik Simon	2	0	1	1	0
David Warsofsky	7	0	1	1	6
Steve Oleksy	11	0	1	1	24
Marc-Andre Fleury	38	0	0	0	6
Derrick Pouliot	11	0	0	0	4
Jean-Sebastien Dea	1	0	0	0	2
Frank Corrado	2	0	0	0	2
Oskar Sundqvist	10	0	0	0	2
Kevin Porter	2	0	0	0	0
Tristan Jarry	1	0	0	0	0
Mike Condon	1	0	0	0	0

Games

DATE	RESULT	SCORE	OPPONENT
Oct. 13	SOW	3-2*	WASHINGTON
Oct. 15	W	3-2	ANAHEIM
Oct. 17	OTL	3-4*	COLORADO
Oct. 18	L	0-4	Montreal
Oct. 20	W	3-2	SAN JOSE
Oct. 22	L	1-5	Nashville
Oct. 25	W	3-2	FLORIDA
Oct. 27	W	4-2	NY ISLANDERS
Oct. 29	W	5-4	Philadelphia
Nov. 2	W	5-1	Anaheim
Nov. 3	OTL	2-3*	Los Angeles
Nov. 5	W	5-0	San Jose
Nov. 8	W	4-3	EDMONTON
Nov. 10	L	2-4	MINNESOTA
Nov. 12	W	4-1	TORONTO
Nov. 16	L	1-7	Washington
Nov. 18	OTW	3-2*	NY Islanders
Nov. 19	SOL	1-2*	Buffalo
Nov. 21	L	2-5	NY RANGERS
Nov. 23	W	6-1	NY Rangers
Nov. 25	L	2-6	Minnesota
Nov. 26	SOW	4-3*	NEW JERSEY
Nov. 30	L	3-5	NY Islanders
Dec. 1	W	6-2	DALLAS
Dec. 3	W	5-3	DETROIT
Dec. 5	W	8-5	OTTAWA
Dec. 8	W	5-1	Florida
Dec. 10	W	4-3	Tampa Bay
Dec. 12	W	7-0	ARIZONA
Dec. 14	OTW	4-3*	BOSTON
Dec. 16	OTL	0-1*	LOS ANGELES
Dec. 17	OTL	1-2*	Toronto
Dec. 20	W	7-2	NY RANGERS
Dec. 22	L	1-7	Columbus
Dec. 23	W	4-1	NEW JERSEY
Dec. 27	W	5-2	New Jersey
Dec. 28	W	3-2	CAROLINA
Dec. 31	OTW	4-3*	MONTREAL
Jan. 8	W	6-2	TAMPA BAY
Jan. 11	L	2-5	Washington
Jan. 12	L	1-4	Ottawa
Jan. 14	L	3-6	Detroit

DATE	RESULT	SCORE	OPPONENT
Jan. 16	OTW	8-7*	WASHINGTON
Jan. 18	W	4-1	Montreal
Jan. 20	W	7-1	Carolina
Jan. 22	W	5-1	BOSTON
Jan. 24	L	0-3	ST. LOUIS
Jan. 26	L	3-4	Boston
Jan. 31	W	4-2	NASHVILLE
Feb. 3	OTW	4-3*	COLUMBUS
Feb. 4	W	4-1	St. Louis
Feb. 7	SOL	2-3*	CALGARY
Feb. 9	W	4-1	Colorado
Feb. 11	OTL	3-4*	Arizona
Feb. 14	W	4-0	VANCOUVER
Feb. 16	OTW	4-3*	WINNIPEG
Feb. 17	OTL	1-2*	Columbus
Feb. 19	L	2-5	DETROIT
Feb. 21	W	3-1	Carolina
Feb. 25	W	4-2	PHILADELPHIA
Feb. 28	L	2-3	Dallas
Mar. 1	L	1-4	Chicago
Mar. 3	W	5-2	TAMPA BAY
Mar. 5	W	4-3	BUFFALO
Mar. 8	W	7-4	Winnipeg
Mar. 10	SOW	3-2*	Edmonton
Mar. 11	W	3-0	Vancouver
Mar. 13	SOL	3-4*	Calgary
Mar. 15	L	0-4	Philadelphia
Mar. 17	W	6-4	NEW JERSEY
Mar. 19	W	4-0	FLORIDA
Mar. 21	W	3-1	Buffalo
Mar. 23	SOL	1-2*	Ottawa
Mar. 24	SOL	3-4*	NY ISLANDERS
Mar. 26	L	2-6	PHILADELPHIA
Mar. 29	L	1-5	CHICAGO
Mar. 31	SOW	4-3	NY Rangers
Apr. 2	W	3-2	CAROLINA
Apr. 4	W	4-1	COLUMBUS
Apr. 6	W	7-4	New Jersey
Apr. 8	L	3-5	Toronto
Apr. 9	L	2-3	NY Rangers

Home games in all CAPS * - Overtime

50-21-11, 2nd, Metropolitan Division, Stanley Cup Champions

Know

that your plan for the future
begins in the present.



PNC WEALTH MANAGEMENT® | Wealth. It instills confidence and peace of mind, but it can create concerns as well. We understand that effectively managing your wealth requires a personal approach—an approach that involves understanding what's truly important beyond the numbers. By meeting face-to-face with a dedicated team, we can provide insight and a highly customized and comprehensive financial strategy aimed at helping you make the most of your wealth now and for future generations.

For more information, call H. Scott Cunningham at 412-762-7235 or visit pnc.com/wealthsolutions

WEALTH PLANNING | **TRUST AND ESTATE ADMINISTRATION** | **PRIVATE BANKING** | **INVESTMENT MANAGEMENT**

The PNC Financial Services Group, Inc. ("PNC") uses the marketing name PNC Wealth Management® to provide investment and wealth management, fiduciary services, FDIC-insured banking products and services, and lending of funds through its subsidiary, PNC Bank, National Association ("PNC Bank"), which is a **Member FDIC**, and to provide specific fiduciary and agency services through its subsidiary, PNC Delaware Trust Company. PNC does not provide legal, tax, or accounting advice unless, with respect to tax advice, PNC Bank has entered into a written tax services agreement. PNC does not provide services in any jurisdiction in which it is not authorized to conduct business. PNC Bank is not registered as a municipal advisor under the Dodd-Frank Wall Street Reform and Consumer Protection Act ("Act"). Investment management and related products and services provided to a "municipal entity" or "obligated person" regarding "proceeds of municipal securities" (as such terms are defined in the Act) will be provided by PNC Capital Advisors, LLC, a wholly-owned subsidiary of PNC Bank and SEC registered investment adviser.

"PNC Wealth Management" is a registered trademark of The PNC Financial Services Group, Inc.

Investments: Not FDIC Insured. No Bank Guarantee. May Lose Value.


© 2015 The PNC Financial Services Group, Inc. All rights reserved.

PLAYOFF HISTORY






1991
1992



2009



2016
2017

5x
STANLEY
CUP
CHAMPIONS

PITTSBURGH PENGUINS

PLAYOFF GAME-BY-GAME RESULTS

1968 Did Not Qualify For Playoffs

1969 Did Not Qualify For Playoffs

1970 Quarterfinals vs. Oakland (PIT won series, 4-0)

Apr. 8	Oakland	1	at Pittsburgh	2	W
Apr. 9	Oakland	1	at Pittsburgh	3	W
Apr. 11	Pittsburgh	5	at Oakland	2	W
Apr. 12	Pittsburgh	3	at Oakland	2 (OT)	W

Semifinals vs. St. Louis (STL won series, 4-2)

Apr. 19	Pittsburgh	1	at St. Louis	3	L
Apr. 21	Pittsburgh	1	at St. Louis	4	L
Apr. 23	St. Louis	2	at Pittsburgh	3	W
Apr. 26	St. Louis	1	at Pittsburgh	2	W
Apr. 28	Pittsburgh	0	at St. Louis	5	L
Apr. 30	St. Louis	4	at Pittsburgh	3	L

1971 Did Not Qualify For Playoffs

1972 Quarterfinals vs. Chicago (CHI won series, 4-0)

Apr. 5	Pittsburgh	1	at Chicago	3	L
Apr. 6	Pittsburgh	2	at Chicago	3	L
Apr. 8	Chicago	2	at Pittsburgh	0	L
Apr. 9	Chicago	6	at Pittsburgh	5 (OT)	L

1973 Did Not Qualify For Playoffs

1974 Did Not Qualify For Playoffs

1975 Preliminary Round vs. St. Louis (PIT won series, 2-0)

Apr. 8	St. Louis	3	at Pittsburgh	4	W
Apr. 10	Pittsburgh	5	at St. Louis	3	W

Quarterfinals vs. NY Islanders (NYI won series, 4-3)

Apr. 13	NY Islanders	4	at Pittsburgh	5	W
Apr. 15	NY Islanders	1	at Pittsburgh	3	W
Apr. 17	Pittsburgh	6	at NY Islanders	4	W
Apr. 20	Pittsburgh	1	at NY Islanders	3	L
Apr. 22	NY Islanders	4	at Pittsburgh	2	L
Apr. 24	Pittsburgh	1	at NY Islanders	4	L
Apr. 26	NY Islanders	1	at Pittsburgh	0	L

1976 Preliminary Round vs. Toronto (TOR won series, 2-1)

Apr. 6	Pittsburgh	1	at Toronto	4	L
Apr. 8	Toronto	0	at Pittsburgh	2	W
Apr. 10	Pittsburgh	0	at Toronto	4	L

1977 Preliminary Round vs. Toronto (TOR won series, 2-1)

Apr. 5	Toronto	4	at Pittsburgh	2	L
Apr. 7	Pittsburgh	6	at Toronto	4	W
Apr. 9	Toronto	5	at Pittsburgh	2	L

1978 Did Not Qualify For Playoffs

1979 Preliminary Round vs. Buffalo (PIT won series, 2-1)

Apr. 10	Pittsburgh	4	at Buffalo	3	W
Apr. 12	Buffalo	3	at Pittsburgh	1	L
Apr. 14	Pittsburgh	4	at Buffalo	3 (OT)	W

Quarterfinals vs. Boston (BOS won series, 4-0)

Apr. 16	Pittsburgh	2	at Boston	6	L
Apr. 18	Pittsburgh	3	at Boston	4	L
Apr. 21	Boston	2	at Pittsburgh	1	L
Apr. 22	Boston	4	at Pittsburgh	1	L

1980 Preliminary Round vs. Boston (BOS won series, 3-2)

Apr. 8	Pittsburgh	4	at Boston	2	W
Apr. 10	Pittsburgh	1	at Boston	4	L
Apr. 12	Boston	1	at Pittsburgh	4	W
Apr. 13	Boston	8	at Pittsburgh	3	L
Apr. 14	Pittsburgh	2	at Boston	6	L

1981 Preliminary Round vs. St. Louis (STL won series, 3-2)

Apr. 8	Pittsburgh	2	at St. Louis	4	L
Apr. 9	Pittsburgh	6	at St. Louis	4	W
Apr. 11	St. Louis	5	at Pittsburgh	4	L
Apr. 12	St. Louis	3	at Pittsburgh	6	W
Apr. 14	Pittsburgh	3	at St. Louis	4 (2OT)	L

1982 Preliminary Round vs. NY Islanders (NYI won series, 3-2)

Apr. 7	Pittsburgh	1	at NY Islanders	8	L
Apr. 8	Pittsburgh	2	at NY Islanders	7	L
Apr. 10	NY Islanders	1	at Pittsburgh	2 (OT)	W
Apr. 11	NY Islanders	2	at Pittsburgh	5	W
Apr. 13	Pittsburgh	3	at NY Islanders	4 (OT)	L

1983 Did Not Qualify For Playoffs

1984 Did Not Qualify For Playoffs

1985 Did Not Qualify For Playoffs

1986 Did Not Qualify For Playoffs

1987 Did Not Qualify For Playoffs

1988 Did Not Qualify For Playoffs

1989 Patrick Division Semifinals vs. NY Rangers (PIT won series, 4-0)

Apr. 5	NY Rangers	1	at Pittsburgh	3	W
Apr. 6	NY Rangers	4	at Pittsburgh	7	W
Apr. 8	Pittsburgh	5	at NY Rangers	3	W
Apr. 9	Pittsburgh	4	at NY Rangers	3	W

Patrick Division Final vs. Philadelphia (PHI won series, 4-3)

Apr. 17	Philadelphia	3	at Pittsburgh	4	W
Apr. 19	Philadelphia	4	at Pittsburgh	2	L
Apr. 21	Pittsburgh	4	at Philadelphia	3 (OT)	W
Apr. 23	Pittsburgh	1	at Philadelphia	4	L
Apr. 25	Philadelphia	7	at Pittsburgh	10	W
Apr. 27	Pittsburgh	2	at Philadelphia	6	L
Apr. 29	Philadelphia	4	at Pittsburgh	1	L

1990 Did Not Qualify For Playoffs

**1991 Patrick Division Semifinals vs. New Jersey
[PIT won series, 4-3]**

Apr. 3	New Jersey	3	at Pittsburgh	1	L
Apr. 5	New Jersey	4	at Pittsburgh	5 (OT)	W
Apr. 7	Pittsburgh	4	at New Jersey	3	W
Apr. 9	Pittsburgh	1	at New Jersey	4	L
Apr. 11	New Jersey	4	at Pittsburgh	2	L
Apr. 13	Pittsburgh	4	at New Jersey	3	W
Apr. 15	New Jersey	0	at Pittsburgh	4	W

**Patrick Division Final vs. Washington
[PIT won series, 4-1]**

Apr. 17	Washington	4	at Pittsburgh	2	L
Apr. 19	Washington	6	at Pittsburgh	7 (OT)	W
Apr. 21	Pittsburgh	3	at Washington	1	W
Apr. 23	Pittsburgh	3	at Washington	1	W
Apr. 25	Washington	1	at Pittsburgh	4	W

**Prince of Wales Conference Final vs. Boston
[PIT won series, 4-2]**

May 1	Pittsburgh	3	at Boston	6	L
May 3	Pittsburgh	4	at Boston	5 (OT)	L
May 5	Boston	1	at Pittsburgh	4	W
May 7	Boston	1	at Pittsburgh	4	W
May 9	Pittsburgh	7	at Boston	2	W
May 11	Boston	3	at Pittsburgh	5	W

**Stanley Cup Final vs. Minnesota
[PIT won series, 4-2]**

May 15	Minnesota	5	at Pittsburgh	4	L
May 17	Minnesota	1	at Pittsburgh	4	W
May 19	Pittsburgh	1	at Minnesota	3	L
May 21	Pittsburgh	5	at Minnesota	3	W
May 23	Minnesota	4	at Pittsburgh	6	W
May 25	Pittsburgh	8	at Minnesota	0	W

**1992 Patrick Division Semifinals vs. Washington
[PIT won series, 4-3]**

Apr. 19	Pittsburgh	1	at Washington	3	L
Apr. 21	Pittsburgh	2	at Washington	6	L
Apr. 23	Washington	4	at Pittsburgh	6	W
Apr. 25	Washington	7	at Pittsburgh	2	L
Apr. 27	Pittsburgh	5	at Washington	2	W
Apr. 29	Washington	4	at Pittsburgh	6	W
May 1	Pittsburgh	3	at Washington	1	W

**Patrick Division Final vs. NY Rangers
[PIT won series, 4-2]**

May 3	Pittsburgh	4	at NY Rangers	2	W
May 5	Pittsburgh	2	at NY Rangers	4	L
May 7	NY Rangers	6	at Pittsburgh	5 (OT)	L
May 9	NY Rangers	4	at Pittsburgh	5 (OT)	W
May 11	Pittsburgh	3	at NY Rangers	2	W
May 13	NY Rangers	1	at Pittsburgh	5	W

**Prince of Wales Conference Final vs. Boston
[PIT won series, 4-0]**

May 17	Boston	3	at Pittsburgh	4 (OT)	W
May 19	Boston	2	at Pittsburgh	5	W
May 21	Pittsburgh	5	at Boston	1	W
May 23	Pittsburgh	5	at Boston	1	W

**Stanley Cup Final vs. Chicago
[PIT won series, 4-0]**

May 26	Chicago	4	at Pittsburgh	5	W
May 28	Chicago	1	at Pittsburgh	3	W
May 30	Pittsburgh	1	at Chicago	0	W
June 1	Pittsburgh	6	at Chicago	5	W

**1993 Patrick Division Semifinals vs. New Jersey
[PIT won series, 4-1]**

Apr. 18	New Jersey	3	at Pittsburgh	6	W
Apr. 20	New Jersey	0	at Pittsburgh	7	W
Apr. 22	Pittsburgh	4	at New Jersey	3	W
Apr. 25	Pittsburgh	1	at New Jersey	4	L
Apr. 26	New Jersey	3	at Pittsburgh	5	W

**Patrick Division Final vs. NY Islanders
[NYI won series, 4-3]**

May 2	NY Islanders	3	at Pittsburgh	2	L
May 4	NY Islanders	0	at Pittsburgh	3	W
May 6	Pittsburgh	3	at NY Islanders	1	W
May 8	Pittsburgh	5	at NY Islanders	6	L
May 10	NY Islanders	3	at Pittsburgh	6	W
May 12	Pittsburgh	5	at NY Islanders	7	L
May 14	NY Islanders	4	at Pittsburgh	3 (OT)	L

**1994 Eastern Conference Quarterfinals vs. Washington
[WSH won series, 4-2]**

Apr. 17	Washington	5	at Pittsburgh	3	L
Apr. 19	Washington	1	at Pittsburgh	2	W
Apr. 21	Pittsburgh	0	at Washington	2	L
Apr. 23	Pittsburgh	1	at Washington	4	L
Apr. 25	Washington	2	at Pittsburgh	3	W
Apr. 27	Pittsburgh	3	at Washington	6	L

**1995 Eastern Conference Quarterfinals vs. Washington
[PIT won series, 4-3]**

May 6	Washington	5	at Pittsburgh	4	L
May 8	Washington	3	at Pittsburgh	5	W
May 10	Pittsburgh	2	at Washington	6	L
May 12	Pittsburgh	2	at Washington	6	L
May 14	Washington	5	at Pittsburgh	6 (OT)	W
May 16	Pittsburgh	7	at Washington	1	W
May 18	Washington	0	at Pittsburgh	3	W

**Eastern Conference Semifinals vs. New Jersey
[NJD won series, 4-1]**

May 20	New Jersey	2	at Pittsburgh	3	W
May 22	New Jersey	4	at Pittsburgh	2	L
May 24	Pittsburgh	1	at New Jersey	5	L
May 26	Pittsburgh	1	at New Jersey	2 (OT)	L
May 28	New Jersey	4	at Pittsburgh	1	L

**1996 Eastern Conference Quarterfinals vs. Washington
[PIT won series, 4-2]**

Apr. 17	Washington	6	at Pittsburgh	4	L
Apr. 19	Washington	5	at Pittsburgh	3	L
Apr. 22	Pittsburgh	4	at Washington	1	W
Apr. 24	Pittsburgh	3	at Washington	2 (4OT)	W
Apr. 26	Washington	1	at Pittsburgh	4	W
Apr. 28	Pittsburgh	3	at Washington	2	W

**Eastern Conference Semifinals vs. NY Rangers
[PIT won series, 4-1]**

May 3	NY Rangers	3	at Pittsburgh	4	W
May 5	NY Rangers	6	at Pittsburgh	3	L
May 7	Pittsburgh	3	at NY Rangers	2	W
May 9	Pittsburgh	4	at NY Rangers	1	W
May 11	NY Rangers	3	at Pittsburgh	7	W

**Eastern Conference Final vs. Florida
[FLA won series, 4-3]**

May 18	Florida	5	at Pittsburgh	1	L
May 20	Florida	2	at Pittsburgh	3	W
May 24	Pittsburgh	2	at Florida	5	L
May 26	Pittsburgh	2	at Florida	1	W
May 28	Florida	0	at Pittsburgh	3	W
May 30	Pittsburgh	3	at Florida	4	L
June 1	Florida	3	at Pittsburgh	1	L

**1997 Eastern Conference Quarterfinals vs. Philadelphia
[PHI won series, 4-1]**

Apr. 17	Pittsburgh	1	at Philadelphia	5	L
Apr. 19	Pittsburgh	2	at Philadelphia	3	L
Apr. 21	Philadelphia	5	at Pittsburgh	3	L
Apr. 23	Philadelphia	1	at Pittsburgh	4	W
Apr. 26	Pittsburgh	3	at Philadelphia	6	L

**1998 Eastern Conference Quarterfinals vs. Montreal
[MTL won series, 4-2]**

Apr. 23	Montreal	3	at Pittsburgh	2 [OT]	L
Apr. 25	Montreal	1	at Pittsburgh	4	W
Apr. 27	Pittsburgh	1	at Montreal	3	L
Apr. 29	Pittsburgh	6	at Montreal	3	W
May 1	Montreal	5	at Pittsburgh	2	L
May 3	Pittsburgh	0	at Montreal	3	L

**1999 Eastern Conference Quarterfinals vs. New Jersey
[PIT won series, 4-3]**

Apr. 22	Pittsburgh	1	at New Jersey	3	L
Apr. 24	Pittsburgh	4	at New Jersey	1	W
Apr. 25	New Jersey	2	at Pittsburgh	4	W
Apr. 27	New Jersey	4	at Pittsburgh	2	L
Apr. 30	Pittsburgh	3	at New Jersey	4	L
May 2	New Jersey	2	at Pittsburgh	3 [OT]	W
May 4	Pittsburgh	4	at New Jersey	2	W

**Eastern Conference Semifinals vs. Toronto
[TOR won series, 4-2]**

May 7	Pittsburgh	2	at Toronto	0	W
May 9	Pittsburgh	2	at Toronto	4	L
May 11	Toronto	3	at Pittsburgh	4	W
May 13	Toronto	3	at Pittsburgh	2 [OT]	L
May 15	Pittsburgh	1	at Toronto	4	L
May 17	Toronto	4	at Pittsburgh	3 [OT]	L

**2000 Eastern Conference Quarterfinals vs. Washington
[PIT won series, 4-1]**

Apr. 13	Pittsburgh	7	at Washington	0	W
Apr. 15	Washington	1	at Pittsburgh	2 [OT]	W
Apr. 17	Washington	3	at Pittsburgh	4	W
Apr. 19	Pittsburgh	2	at Washington	3	L
Apr. 21	Pittsburgh	2	at Washington	1	W

**Eastern Conference Semifinals vs. Philadelphia
[PHI won series, 4-2]**

Apr. 27	Pittsburgh	2	at Philadelphia	0	W
Apr. 29	Pittsburgh	4	at Philadelphia	1	W
May 2	Philadelphia	4	at Pittsburgh	3 [OT]	L
May 4	Philadelphia	2	at Pittsburgh	1 [5OT]	L
May 7	Pittsburgh	3	at Philadelphia	6	L
May 9	Philadelphia	2	at Pittsburgh	1	L

**2001 Eastern Conference Quarterfinals vs. Washington
[PIT won series, 4-2]**

Apr. 12	Pittsburgh	0	at Washington	1	L
Apr. 14	Pittsburgh	2	at Washington	1	W
Apr. 16	Washington	0	at Pittsburgh	3	W
Apr. 18	Washington	4	at Pittsburgh	3 [OT]	L
Apr. 21	Pittsburgh	2	at Washington	1	W
Apr. 23	Washington	3	at Pittsburgh	4 [OT]	W

**Eastern Conference Semifinals vs. Buffalo
[PIT won series, 4-3]**

Apr. 26	Pittsburgh	3	at Buffalo	0	W
Apr. 28	Pittsburgh	3	at Buffalo	1	W
Apr. 30	Buffalo	4	at Pittsburgh	1	L
May 2	Buffalo	5	at Pittsburgh	2	L
May 5	Pittsburgh	2	at Buffalo	3 [OT]	L
May 8	Buffalo	2	at Pittsburgh	3 [OT]	W
May 10	Pittsburgh	3	at Buffalo	2 [OT]	W

**Eastern Conference Final vs. New Jersey
[NJD won series, 4-1]**

May 12	Pittsburgh	1	at New Jersey	3	L
May 15	Pittsburgh	4	at New Jersey	2	W
May 17	New Jersey	3	at Pittsburgh	0	L
May 19	New Jersey	5	at Pittsburgh	0	L
May 22	Pittsburgh	2	at New Jersey	4	L

2002 Did Not Qualify For Playoffs**2003 Did Not Qualify For Playoffs****2004 Did Not Qualify For Playoffs****2005 No Season****2006 Did Not Qualify For Playoffs****2007 Eastern Conference Quarterfinals vs. Ottawa
[OTT won series, 4-1]**

Apr. 11	Pittsburgh	3	at Ottawa	6	L
Apr. 14	Pittsburgh	4	at Ottawa	3	W
Apr. 15	Ottawa	4	at Pittsburgh	2	L
Apr. 17	Ottawa	2	at Pittsburgh	1	L
Apr. 19	Pittsburgh	0	at Ottawa	3	L

**2008 Eastern Conference Quarterfinals vs. Ottawa
[PIT won series, 4-0]**

Apr. 9	Ottawa	0	at Pittsburgh	4	W
Apr. 11	Ottawa	3	at Pittsburgh	5	W
Apr. 14	Pittsburgh	4	at Ottawa	1	W
Apr. 16	Pittsburgh	3	at Ottawa	1	W

**Eastern Conference Semifinals vs. NY Rangers
[PIT won series, 4-1]**

Apr. 25	NY Rangers	4	at Pittsburgh	5	W
Apr. 27	NY Rangers	0	at Pittsburgh	2	W
Apr. 29	Pittsburgh	5	at NY Rangers	3	W
May 1	Pittsburgh	0	at NY Rangers	3	L
May 4	NY Rangers	2	at Pittsburgh	3 [OT]	W

**Eastern Conference Final vs. Philadelphia
[PIT won series, 4-1]**

May 9	Philadelphia	2	at Pittsburgh	4	W
May 11	Philadelphia	2	at Pittsburgh	4	W
May 13	Pittsburgh	4	at Philadelphia	1	W
May 15	Pittsburgh	2	at Philadelphia	4	L
May 18	Philadelphia	0	at Pittsburgh	6	W

**Stanley Cup Final vs. Detroit
[DET won series, 4-2]**

May 24	Pittsburgh	0	at Detroit	4	L
May 26	Pittsburgh	0	at Detroit	3	L
May 28	Detroit	2	at Pittsburgh	3	W
May 31	Detroit	2	at Pittsburgh	1	L
June 2	Pittsburgh	4	at Detroit	3 [3OT]	W
June 4	Detroit	3	at Pittsburgh	2	L

2009 Eastern Conference Quarterfinals vs. Philadelphia
[PIT won series, 4-2]

Apr. 15	Philadelphia	1	at Pittsburgh	4	W
Apr. 17	Philadelphia	2	at Pittsburgh	3 (OT)	W
Apr. 19	Pittsburgh	3	at Philadelphia	6	L
Apr. 21	Pittsburgh	3	at Philadelphia	1	W
Apr. 23	Philadelphia	3	at Pittsburgh	0	L
Apr. 25	Pittsburgh	5	at Philadelphia	3	W

Eastern Conference Semifinals vs. Washington
[PIT won series, 4-3]

May 2	Pittsburgh	2	at Washington	3	L
May 4	Pittsburgh	3	at Washington	4	L
May 6	Washington	2	at Pittsburgh	3 (OT)	W
May 8	Washington	3	at Pittsburgh	5	W
May 9	Pittsburgh	4	at Washington	3 (OT)	W
May 11	Washington	5	at Pittsburgh	4 (OT)	L
May 13	Pittsburgh	6	at Washington	2	W

Eastern Conference Final vs. Carolina
[PIT won series, 4-0]

May 18	Carolina	2	at Pittsburgh	3	W
May 21	Carolina	4	at Pittsburgh	7	W
May 23	Pittsburgh	6	at Carolina	2	W
May 26	Pittsburgh	4	at Carolina	1	W

Stanley Cup Final vs. Detroit
[PIT won series, 4-3]

May 30	Pittsburgh	1	at Detroit	3	L
May 31	Pittsburgh	1	at Detroit	3	L
June 2	Detroit	2	at Pittsburgh	4	W
June 4	Detroit	2	at Pittsburgh	4	W
June 6	Pittsburgh	0	at Detroit	5	L
June 9	Detroit	1	at Pittsburgh	2	W
June 12	Pittsburgh	2	at Detroit	1	W

2010 Eastern Conference Quarterfinals vs. Ottawa
[PIT won series, 4-2]

Apr. 14	Ottawa	5	at Pittsburgh	4	L
Apr. 16	Ottawa	1	at Pittsburgh	2	W
Apr. 18	Pittsburgh	4	at Ottawa	2	W
Apr. 20	Pittsburgh	7	at Ottawa	4	W
Apr. 22	Ottawa	4	at Pittsburgh	3 (3OT)	L
Apr. 24	Pittsburgh	4	at Ottawa	3 (OT)	W

Eastern Conference Semifinals vs. Montreal
[MTL won series, 4-3]

Apr. 30	Montreal	3	at Pittsburgh	6	W
May 2	Montreal	3	at Pittsburgh	1	L
May 4	Pittsburgh	2	at Montreal	0	W
May 6	Pittsburgh	2	at Montreal	3	L
May 8	Montreal	1	at Pittsburgh	2	W
May 10	Pittsburgh	3	at Montreal	4	L
May 12	Montreal	5	at Pittsburgh	2	L

2011 Eastern Conference Quarterfinals vs. Tampa Bay
[TBL won series, 4-3]

Apr. 13	Tampa Bay	0	at Pittsburgh	3	W
Apr. 15	Tampa Bay	5	at Pittsburgh	1	L
Apr. 18	Pittsburgh	3	at Tampa Bay	2	W
Apr. 20	Pittsburgh	3	at Tampa Bay	2 (2OT)	W
Apr. 23	Tampa Bay	8	at Pittsburgh	2	L
Apr. 25	Pittsburgh	2	at Tampa Bay	4	L
Apr. 27	Tampa Bay	1	at Pittsburgh	0	L

2012 Eastern Conference Quarterfinals vs. Philadelphia
[PHI won series, 4-2]

Apr. 11	Philadelphia	4	at Pittsburgh	3 (OT)	L
Apr. 13	Philadelphia	8	at Pittsburgh	5	L
Apr. 15	Pittsburgh	4	at Philadelphia	8	L
Apr. 18	Pittsburgh	10	at Philadelphia	3	W
Apr. 20	Philadelphia	2	at Pittsburgh	3	W
Apr. 22	Pittsburgh	1	at Philadelphia	5	L

2013 Eastern Conference Quarterfinals vs. NY Islanders
[PIT won series, 4-2]

May 1	NY Islanders	0	at Pittsburgh	5	W
May 3	NY Islanders	4	at Pittsburgh	3	L
May 5	Pittsburgh	5	at NY Islanders	4 (OT)	W
May 7	Pittsburgh	4	at NY Islanders	6	L
May 9	NY Islanders	0	at Pittsburgh	4	W
May 11	Pittsburgh	4	at NY Islanders	3 (OT)	W

Eastern Conference Semifinals vs. Ottawa
[PIT won series, 4-1]

May 14	Ottawa	1	at Pittsburgh	4	W
May 17	Ottawa	3	at Pittsburgh	4	W
May 19	Pittsburgh	1	at Ottawa	2 (2OT)	L
May 22	Pittsburgh	7	at Ottawa	3	W
May 24	Ottawa	2	at Pittsburgh	6	W

Eastern Conference Final vs. Boston
[BOS won series, 4-0]

June 1	Boston	3	at Pittsburgh	0	L
June 3	Boston	6	at Pittsburgh	1	L
June 5	Pittsburgh	1	at Boston	2 (2OT)	L
June 7	Pittsburgh	0	at Boston	1	L

2014 Eastern Conference First Round vs. Columbus
[PIT won series, 4-2]

Apr. 16	Columbus	3	at Pittsburgh	4	W
Apr. 19	Columbus	4	at Pittsburgh	3 (2OT)	L
Apr. 21	Pittsburgh	4	at Columbus	3	W
Apr. 23	Pittsburgh	3	at Columbus	4 (OT)	L
Apr. 26	Columbus	1	at Pittsburgh	3	W
Apr. 28	Pittsburgh	4	at Columbus	3	W

Eastern Conference Second Round vs. NY Rangers
[NYR won series, 4-3]

May 2	NY Rangers	3	at Pittsburgh	2 (OT)	L
May 4	NY Rangers	0	at Pittsburgh	3	W
May 5	Pittsburgh	2	at NY Rangers	0	W
May 7	Pittsburgh	4	at NY Rangers	2	W
May 9	NY Rangers	5	at Pittsburgh	1	L
May 11	Pittsburgh	1	at NY Rangers	3	L
May 13	NY Rangers	2	at Pittsburgh	1	L

2015 Eastern Conference First Round vs. NY Rangers
[NYR won series, 4-1]

Apr. 16	Pittsburgh	1	at NY Rangers	2	L
Apr. 18	Pittsburgh	4	at NY Rangers	3	W
Apr. 20	NY Rangers	2	at Pittsburgh	1	L
Apr. 22	NY Rangers	2	at Pittsburgh	1 (OT)	L
Apr. 24	Pittsburgh	1	at NY Rangers	2 (OT)	L

2016 Eastern Conference First Round vs. NY Rangers
[PIT won series, 4-1]

Apr. 13	NY Rangers	2	at Pittsburgh	5	W
Apr. 16	NY Rangers	4	at Pittsburgh	2	L
Apr. 19	Pittsburgh	3	at NY Rangers	1	W
Apr. 21	Pittsburgh	5	at NY Rangers	0	W
Apr. 23	NY Rangers	3	at Pittsburgh	6	W

Eastern Conference Second Round vs. Washington**[PIT won series, 4-2]**

Apr. 28	Pittsburgh	3	at Washington	4 (OT)	L
Apr. 30	Pittsburgh	2	at Washington	1	W
May 2	Washington	2	at Pittsburgh	3	W
May 4	Washington	2	at Pittsburgh	3 (OT)	W
May 7	Pittsburgh	1	at Washington	3	L
May 10	Washington	3	at Pittsburgh	4 (OT)	W

Eastern Conference Final vs. Tampa Bay**[PIT won series, 4-3]**

May 13	Tampa Bay	3	at Pittsburgh	1	L
May 16	Tampa Bay	2	at Pittsburgh	3 (OT)	W
May 18	Pittsburgh	4	at Tampa Bay	2	W
May 20	Pittsburgh	3	at Tampa Bay	4	L
May 22	Tampa Bay	4	at Pittsburgh	3 (OT)	L
May 24	Pittsburgh	5	at Tampa Bay	2	W
May 26	Tampa Bay	1	at Pittsburgh	2	W

Stanley Cup Final vs. San Jose**[PIT won series, 4-2]**

May 30	San Jose	2	at Pittsburgh	3	W
June 1	San Jose	1	at Pittsburgh	2 (OT)	W
June 4	Pittsburgh	2	at San Jose	3 (OT)	L
June 6	Pittsburgh	3	at San Jose	1	W
June 9	San Jose	4	at Pittsburgh	2	L
June 12	Pittsburgh	3	at San Jose	1	W

2017 Eastern Conference First Round vs. Columbus**[PIT won series, 4-1]**

Apr. 12	Columbus	1	at Pittsburgh	3	W
Apr. 14	Columbus	1	at Pittsburgh	4	W
Apr. 16	Pittsburgh	5	at Columbus	4 (OT)	W
Apr. 18	Pittsburgh	4	at Columbus	5	L
Apr. 20	Columbus	2	at Pittsburgh	5	W

Eastern Conference Second Round vs. Washington**[PIT won series, 4-3]**

Apr. 27	Pittsburgh	3	at Washington	2	W
Apr. 29	Pittsburgh	6	at Washington	2	W
May 1	Washington	3	at Pittsburgh	2 (OT)	L
May 3	Washington	2	at Pittsburgh	3	W
May 6	Pittsburgh	2	at Washington	4	L
May 8	Washington	5	at Pittsburgh	2	L
May 10	Pittsburgh	2	at Washington	0	W

Eastern Conference Final vs. Ottawa**[PIT won series, 4-3]**

May 13	Ottawa	2	at Pittsburgh	1 (OT)	L
May 15	Ottawa	0	at Pittsburgh	1	W
May 17	Pittsburgh	1	at Ottawa	5	L
May 19	Pittsburgh	3	at Ottawa	2	W
May 21	Ottawa	0	at Pittsburgh	7	W
May 23	Pittsburgh	1	at Ottawa	2	L
May 25	Ottawa	2	at Pittsburgh	3 (2OT)	W

Stanley Cup Final vs. Nashville**[PIT won series, 4-2]**

May 29	Nashville	3	Pittsburgh	5	W
May 31	Nashville	1	Pittsburgh	4	W
June 3	Pittsburgh	1	Nashville	5	L
June 5	Pittsburgh	1	Nashville	4	L
June 8	Nashville	0	Pittsburgh	6	W
June 11	Pittsburgh	2	Nashville	0	W

PITTSBURGH PENGUINS PLAYOFF RECORDS

All-Time Against Opponents

OPPONENT	SERIES	W	L	GP	W	L	GF	GA	LAST	SERIES
Washington	10	9	1	62	38	24	200	176	2017	SR - Won 4-3
NY Rangers	7	5	2	37	24	13	122	93	2016	FR - Won 4-1
Philadelphia	6	2	4	35	16	19	115	121	2012	CQF - Lost 4-2
Ottawa	5	4	1	27	17	10	89	66	2017	CF - Won 4-3
New Jersey	5	3	2	29	14	15	80	86	2001	CF - Lost 4-1
Boston	5	2	3	23	10	13	69	74	2013	CF - Lost 4-0
NY Islanders	4	1	3	25	12	13	83	84	2013	CQF - Won 4-2
St. Louis	3	1	2	13	6	7	40	45	1981	PR - Lost 3-2
Toronto	3	0	3	12	4	8	27	39	1999	CSF - Lost 4-2
Buffalo	2	2	0	10	6	4	26	26	2001	CSF - Won 4-3
Columbus	2	2	0	11	8	3	42	31	2017	FR - Won 4-1
Chicago	2	1	1	8	4	4	23	24	1992	F - Won 4-0
Detroit	2	1	1	13	6	7	24	34	2009	F - Won 4-3
Tampa Bay	2	1	1	14	7	7	35	40	2016	CF - Won 4-3
Montreal	2	0	2	13	5	8	33	37	2010	CSF - Lost 4-3
Carolina	1	1	0	4	4	0	20	9	2009	CF - Won 4-0
Minnesota	1	1	0	6	4	2	28	16	1991	F - Won 4-2
Nashville	1	1	0	6	4	2	19	13	2017	F - Won 4-2
Oakland	1	1	0	4	4	0	13	6	1970	QF - Won 4-0
San Jose	1	1	0	6	4	2	15	12	2016	F - Won 4-2
Florida	1	0	1	7	3	4	15	20	1996	CF - Lost 4-3
TOTAL	66	39	27	365	200	165	1118	1052		

Coaches' Playoff Records

COACHES	SERIES	W-L	GAMES	W-L
Dan Bylsma	13	8-5	78	43-35
Mike Sullivan	8	8-0	49	32-17
Scott Bowman	6	5-1	33	23-10
Eddie Johnston	8	3-5	46	22-24
Bob Johnson	4	4-0	24	16-8
Michel Therrien	5	3-2	25	15-10
Ivan Hlinka	3	2-1	18	9-9
Kevin Constantine	3	1-2	19	8-11
Gene Ubriaco	2	1-1	11	7-4
Herb Brooks	2	1-1	11	6-5
Red Kelly	3	1-2	14	6-8
Marc Bolieau	2	1-1	9	5-4
Johnny Wilson	3	1-2	12	4-8
Ken Schinkel	2	0-2	6	2-4
Mike Johnston	1	0-1	5	1-4
Craig Patrick	1	0-1	5	1-4
TOTAL	66	39-27	365	200-165

Records By Game

	OVERALL	HOME	ROAD
Game One	32-34	24-16	8-18
Game Two	41-25	29-12	12-13
Game Three	39-26	13-12	26-14
Game Four	31-31	10-13	21-18
Game Five	28-25	21-10	7-15
Game Six	19-17	8-6	11-11
Game Seven	10-7	4-7	6-0
TOTAL	200-165	109-76	91-89

Records By Series

SERIES	PLAYED	W-L
Record in Stanley Cup Final	6	5-1
Record in Semifinals/Conference Finals	10	6-4
Record in Quarterfinals/Division Finals/Conference Semifinals/Second Round	20	10-10
Record in Preliminary Round/Division Semifinals/Conference Quarterfinals/First Round	30	18-12
Record in Two-Game Series	1	1-0
Record in Three-Game Series	3	1-2
Record in Four-Game Series	9	6-3
Record in Five-Game Series	17	9-8
Record in Six-Game Series	19	12-7
Record in Seven-Game Series	17	10-7

Miscellaneous Playoff Records

Years in the Playoffs	32	
Most Consecutive Years	11	2007-17 & 1991-2001
Most Consecutive Wins	14	5/9/92 to 4/22/93*
Most Consecutive Home Wins	9	4/9/08 to 5/2/08
		5/9/92 to 4/26/93
Most Consecutive Road Wins	6	5/11/92 to 4/22/93

*NHL Record

All-Time Playoff Records

GAMES PLAYED

1. MALKIN	149
2. CROSBY	148
3. Jagr	140
4. Kunitz	126
5. LETANG	116
6. Fleury	115
7. Lemieux	107
8. Stevens	103
9. Barrasso	101
10. Francis	97

POINTS

1. Lemieux	172
2. CROSBY	164
3. MALKIN	157
4. Jagr	147
5. Stevens	106
6. Francis	100

GOALS

1. Lemieux	76
2. Jagr	65
3. MALKIN	58
4. CROSBY	57
5. Stevens	46
6. Francis	32

ASSISTS

1. CROSBY	107
2. MALKIN	99
3. Lemieux	96
4. Jagr	82
5. Francis	68
6. Stevens	60

POWER-PLAY GOALS

1. Lemieux	29
2. MALKIN	23
3. Stevens	20
4. Jagr	19
5. CROSBY	18
6. Kunitz	11
7. KESSEL	10
Murphy	10

SHORTHANDED GOALS

1. Lemieux	7
2. Dupuis	2
Jagr	2
Errey	2
Olczyk	2

GAME-WINNING GOALS

1. Jagr	14
2. Lemieux	11
3. MALKIN	10
4. CROSBY	9
Stevens	9
6. Francis	8
7. Kennedy	6

WINS

1. Fleury	62
2. Barrasso	56
3. MURRAY	22
4. Wregget	13
5. Hedberg	9
6. Vokoun	6
Tugnutt	6

GOALS-AGAINST AVG.

1. Tugnutt	1.77
2. MURRAY	1.95
3. Vokoun	2.01
4. Binkley	2.10
5. Hedberg	2.30
6. Fleury	2.65

SHUTOUTS

1. Fleury	10
2. Barrasso	6
3. MURRAY	4
4. Hedberg	2
Tugnutt	2
6. Vokoun	1
Wregget	1
Pietrangelo	1
Plasse	1

All-Time Goaltenders' Playoff Records

PLAYER	GP	MP	GF	GA	ENG	SO	SAVES	GAA	W-L
Jean-Sebastien Aubin	1	1	0	0	0	0	0	0.00	0-0
Jocelyn Thibault	1	8	2	0	0	0	1	0.00	0-0
Mathieu Garon	1	24	0	0	0	0	8	0.00	0-0
Wendell Young	1	39	1	1	0	0	10	1.54	0-0
Ron Tugnutt	11	746	29	22	0	2	376	1.77	6-5
Matt Murray	32	1937	94	63	2	4	815	1.95	22-9
Tomas Vokoun	11	685	31	23	0	1	322	2.01	6-5
Les Binkley	7	428	18	15	0	0	183	2.10	5-2
Johan Hedberg	18	1123	38	43	1	2	439	2.30	9-9
Marc-Andre Fleury	115	6874	338	303	7	10	3002	2.65	62-51
Gary Inness	9	540	27	24	3	0	273	2.67	5-4
Michel Plasse	3	180	3	8	0	1	85	2.67	1-2
Ken Wregget	26	1597	82	78	5	1	816	2.86	13-12
Tom Barrasso	101	5918	334	287	12	6	2523	2.91	56-42
Peter Skudra	1	20	2	1	0	0	10	3.00	0-0
Jeff Zatkoff	2	117	7	6	0	0	59	3.08	1-1
Frank Pietrangelo	5	288	19	15	1	1	133	3.13	4-1
Al Smith	3	180	5	10	0	0	79	3.33	1-2
Denis Herron	10	601	26	35	3	0	298	3.49	3-7
Jim Rutherford	4	240	8	14	0	0	131	3.50	0-4
Greg Millen	10	625	35	40	1	0	297	3.84	4-6
Michel Dion	5	310	13	22	0	0	164	4.26	2-3
Brent Johnson	3	85	4	7	0	0	21	4.94	0-0

PLAYER RECORDS

Career

Games Played	149	Evgeni Malkin
Goals	76	Mario Lemieux
Assists	107	Sidney Crosby
Points	172	Mario Lemieux
Penalty Minutes	200	Evgeni Malkin
Power-Play Goals	29	Mario Lemieux
Games Played, Goalie	115	Marc-Andre Fleury
Wins	62	Marc-Andre Fleury
Goals-Against Average	1.77	Ron Tugnutt
Minutes Played	6874	Marc-Andre Fleury

Period

Goals	4	4/25/89 vs. Philadelphia	Mario Lemieux*
Assists	3	5/8/95 vs. Washington 4/19/91 vs. Washington 4/25/89 vs. Philadelphia	Ron Francis Paul Coffey Mario Lemieux
Points	4	4/23/92 vs. Washington 4/25/89 vs. Philadelphia	Lemieux [2+2]* Lemieux [4+0]*
Shots	7	4/16/08 at Ottawa 4/11/91 vs. New Jersey	Marian Hossa Larry Murphy
Penalties	6	4/13/80 at Boston	Kim Clackson
PIMs	26	4/13/80 at Boston	Kim Clackson
Saves	27	4/21/97 vs. Philadelphia	Ken Wregget

**NHL record*

Series

Goals	9	1989 vs. Philadelphia	Mario Lemieux
Assists	11	1995 vs. Washington	Ron Francis
Points	17	1992 vs. Washington	Mario Lemieux
PIMs	43	1989 vs. NY Rangers 1970 vs. St. Louis	Randy Hillier Tracy Pratt

Year

Goals	17	1991	Kevin Stevens
Assists	28	1991	Mario Lemieux
Points	44	1991	Mario Lemieux
Penalty Minutes	66	1989	Phil Bourque
Power-Play Goals	8	1992	Mario Lemieux
Game-Winning Goals	5	2017	Jake Guentzel
		1992	Mario Lemieux
Shots	104	2009	Evgeni Malkin
Goals, Defenseman	5	2010	Kris Letang
		1991	Larry Murphy
Assists, Defenseman	18	1991	Larry Murphy
Points, Defenseman	23	1991	Larry Murphy
Saves	686	2009	Marc-Andre Fleury

Game

Goals	5	4/25/89 vs. Philadelphia	Mario Lemieux
Assists	4	Nine Times - Last Time 5/22/13 at Ottawa	Kris Letang
Points	8	4/25/89 vs. Philadelphia	Lemieux [5+3]*
Shots	12	4/24/96 at Washington 4/29/92 vs. Washington	Jaromir Jagr Kevin Stevens
Penalties	8	4/13/80 at Boston	Kim Clackson
PIMs	32	4/19/70 at St. Louis	Tracy Pratt
Saves	70	5/4/00 vs. Philadelphia	Ron Tugnutt

**NHL record*

Streaks

Goals	7 games	4/26/96-5/11/96 5/3/91-5/17/91	Mario Lemieux [10] Mario Lemieux [8]
Assists	10 games	4/19/91-5/11/91	Mario Lemieux [16]
Points	15 games	4/13/91-5/17/91	Mario Lemieux [11+18]

OVERTIME GAMES

DATE	PLAYER	TIME	OPPONENT	GAME #	RESULT	SCORE
05/25/17	Chris Kunitz	25:09	vs. Ottawa	Game 7	W	3-2
05/13/17	Bobby Ryan	4:59	at Ottawa	Game 1	L	1-2
05/01/17	Kevin Shattenkirk	3:13	vs. Washington	Game 3	L	2-3
4/16/17	Jake Guentzel	13:10	at Columbus	Game 3	W	5-4
6/4/16	Joonas Donskoi	12:18	at San Jose	Game 3	L	2-3
6/1/16	Conor Sheary	2:35	vs. San Jose	Game 2	W	2-1
5/22/16	Tyler Johnson	0:53	vs. Tampa Bay	Game 5	L	3-4
5/16/16	Sidney Crosby	0:40	vs. Tampa Bay	Game 2	W	3-2
5/10/16	Nick Bonino	6:32	vs. Washington	Game 6	W	4-3
5/4/16	Patric Hornqvist	2:34	vs. Washington	Game 4	W	3-2
4/28/16	T.J. Oshie	9:33	at Washington	Game 1	L	3-4
4/24/15	Carl Hagelin	10:52	at NY Rangers	Game 5	L	1-2
4/22/15	Kevin Hayes	3:14	vs. NY Rangers	Game 4	L	1-2
5/2/14	Derick Brassard	3:06	vs. NY Rangers	Game 1	L	2-3
4/23/14	Nick Foligno	2:49	at Columbus	Game 4	L	3-4
4/19/14	Matt Calvert	21:10	vs. Columbus	Game 2	L	3-4
6/5/13	Patrice Bergeron	35:19	at Boston	Game 3	L	1-2
5/19/13	Colin Greening	27:39	at Ottawa	Game 3	L	1-2
5/11/13	Brooks Orpik	7:49	at NY Islanders	Game 6	W	4-3
5/5/13	Chris Kunitz	8:44	at NY Islanders	Game 3	W	5-4
4/11/12	Jakub Voracek	2:23	vs. Philadelphia	Game 1	L	3-4
4/20/11	James Neal	23:38	at Tampa Bay	Game 4	W	3-2
4/24/10	Pascal Dupuis	9:56	at Ottawa	Game 6	W	4-3
4/22/10	Matt Carkner	47:06	vs. Ottawa	Game 5	L	3-4
5/11/09	David Steckel	6:22	vs. Washington	Game 6	L	4-5
5/9/09	Evgeni Malkin	3:28	at Washington	Game 5	W	4-3
5/6/09	Kris Letang	11:23	vs. Washington	Game 3	W	3-2
4/17/09	Bill Guerin	18:29	vs. Philadelphia	Game 2	W	3-2
6/2/08	Petr Sykora	49:57	at Detroit	Game 5	W	4-3
5/4/08	Marian Hossa	7:10	vs. NY Rangers	Game 5	W	3-2

OVERALL OVERTIME RECORD: 30-29 HOME OVERTIME RECORD: 18-18 ROAD OVERTIME RECORD: 12-11

OVERTIME GAMES CONTINUED

DATE	PLAYER	TIME	OPPONENT	GAME #	RESULT	SCORE
5/10/01	Darius Kasparaitis	13:01	at Buffalo	Game 7	W	3-2
5/8/01	Martin Straka	11:29	vs. Buffalo	Game 6	W	3-2
5/5/01	Stu Barnes	8:34	at Buffalo	Game 5	L	2-3
4/23/01	Martin Straka	13:04	vs. Washington	Game 6	W	4-3
4/18/01	Jeff Halpern	4:01	vs. Washington	Game 4	L	3-4
5/4/00	Keith Primeau	92:01	vs. Philadelphia	Game 4	L	1-2
5/2/00	Andy Delmore	11:01	vs. Philadelphia	Game 3	L	3-4
4/15/00	Jaromir Jagr	5:49	vs. Washington	Game 2	W	2-1
5/17/99	Garry Valk	1:58	vs. Toronto	Game 6	L	3-4
5/13/99	Sergei Berezin	2:18	vs. Toronto	Game 4	L	2-3
5/2/99	Jaromir Jagr	8:59	vs. New Jersey	Game 6	W	3-2
4/23/98	Benoit Brunet	18:43	vs. Montreal	Game 1	L	2-3
4/24/96	Petr Nedved	79:15	at Washington	Game 4	W	3-2
5/26/95	Neil Broten	18:36	at New Jersey	Game 4	L	1-2
5/14/95	Luc Robitaille	4:30	vs. Washington	Game 5	W	6-5
5/14/93	David Volek	5:16	vs. NY Islanders	Game 7	L	3-4
5/17/92	Jaromir Jagr	9:44	vs. Boston	Game 1	W	4-3
5/9/92	Ron Francis	2:47	vs. NY Rangers	Game 4	W	5-4
5/7/92	Kris King	1:29	vs. NY Rangers	Game 3	L	5-6
5/3/91	Vladimir Ruzicka	8:14	at Boston	Game 2	L	4-5
4/19/91	Kevin Stevens	8:10	vs. Washington	Game 2	W	7-6
4/5/91	Jaromir Jagr	8:52	vs. New Jersey	Game 2	W	5-4
4/21/89	Phil Bourque	12:08	at Philadelphia	Game 3	W	4-3
4/13/82	John Tonelli	6:10	at NY Islanders	Game 5	L	3-4
4/10/82	Rick Kehoe	4:14	vs. NY Islanders	Game 3	W	2-1
4/14/81	Mike Crombeen	25:16	at St. Louis	Game 5	L	3-4
4/14/79	George Ferguson	0:47	at Buffalo	Game 3	W	4-3
4/9/72	Pit Martin	0:12	vs. Chicago	Game 4	L	5-6
4/12/70	Michel Briere	8:28	at Oakland	Game 4	W	3-2

OVERALL OVERTIME RECORD: 30-29 HOME OVERTIME RECORD: 18-18 ROAD OVERTIME RECORD: 12-11

PLAYOFF SCORING

PLAYER	GP	G	A	PTS	PIMS	PLAYER	GP	G	A	PTS	PIMS
1. Mario Lemieux	107	76	96	172	87	49. Brooks Orpik	92	2	13	15	88
2. SIDNEY CROSBY	148	57	107	164	71	50. Sergei Zubov	18	1	14	15	26
3. EVGENI MALKIN	149	58	99	157	200	51. BRIAN DUMOULIN	54	3	11	14	8
4. Jaromir Jagr	140	65	82	147	121	52. IAN COLE	54	1	13	14	44
5. Kevin Stevens	103	46	60	106	170	53. Rod Schutt	22	8	6	14	26
6. Ron Francis	97	32	68	100	67	54. Ruslan Fedotenko	32	7	7	14	8
7. Chris Kunitz	126	23	53	76	113	55. Bryan Trottier	46	7	7	14	57
8. Larry Murphy	74	15	57	72	73	56. Randy Carlyle	22	6	8	14	41
9. KRIS LETANG	116	18	50	68	119	57. Ron Schock	29	2	12	14	23
10. Martin Straka	65	19	27	46	30	58. Bob Errey	49	9	4	13	51
11. PHIL KESSEL	49	18	27	45	6	59. Jussi Jokinen	21	7	6	13	14
12. Sergei Gonchar	60	7	37	44	26	60. Ron Stackhouse	32	5	8	13	38
13. Mark Recchi	29	10	28	38	33	61. Mark Eaton	50	4	9	13	14
14. Rick Tocchet	32	15	22	37	68	62. Jiri Sleg	29	3	10	13	33
15. Jordan Staal	73	23	13	36	34	63. Brandon Sutter	33	8	4	12	4
16. Maxime Talbot	66	14	19	33	87	64. Craig Adams	77	7	5	12	64
17. Pascal Dupuis	77	14	19	33	44	65. Tomas Sandstrom	36	7	5	12	50
18. Joe Mullen	62	16	15	31	20	66. Jarome Iginla	15	4	8	12	16
19. Alex Kovalev	46	12	18	30	50	67. Paul Stanton	44	2	10	12	66
20. Tyler Kennedy	76	12	15	27	25	68. Luc Robitaille	12	7	4	11	26
21. Marian Hossa	20	12	14	26	12	69. Gregg Sheppard	17	4	7	11	2
22. Paul Coffey	23	4	22	26	37	70. John Cullen	20	3	8	11	36
23. PATRIC HORNQVIST	48	16	9	25	30	71. Jock Callander	22	3	8	11	12
24. Phil Bourque	56	13	12	25	107	72. Pierre Larouche	15	2	9	11	2
25. Nick Bonino	45	8	17	25	14	73. Trevor Daley	36	2	9	11	34
26. Bill Guerin	35	11	13	24	17	74. Lowell MacDonald	15	6	4	10	8
27. Jan Hrdina	40	10	14	24	22	75. Petr Sykora	27	6	4	10	16
28. Paul Martin	43	3	21	24	14	76. Janne Laukkanen	29	4	6	10	24
29. Petr Nedved	23	11	12	23	28	77. Andrew Ference	18	3	7	10	16
30. James Neal	38	11	11	22	50	78. Alex Goligoski	15	2	8	10	2
31. Troy Loney	66	8	14	22	97	79. Ben Lovejoy	38	2	8	10	16
32. JAKE GUENTZEL	25	13	8	21	10	80. J.J. Daigneault	17	1	9	10	36
33. Matt Cooke	58	5	16	21	95	81. Dan Quinn	11	6	3	9	10
34. Rick Kehoe	37	4	17	21	2	82. Bob Kelly	15	6	3	9	23
35. OLLI MAATTA	56	2	17	19	16	83. Bryan Smolinski	18	5	4	9	10
36. Rob Brown	41	9	10	19	34	84. Aleksey Morozov	39	4	5	9	8
37. Robert Lang	45	7	12	19	6	85. Kip Miller	13	2	7	9	19
38. BRYAN RUST	46	13	5	18	16	86. Dave Roche	16	2	7	9	51
39. CARL HAGELIN	39	8	10	18	33	87. Colin Campbell	19	2	7	9	51
40. Jean Pronovost	29	9	9	18	12	88. Zarley Zalapski	11	1	8	9	13
41. CONOR SHEARY	45	6	11	17	12	89. Michel Briere	10	5	3	8	17
42. JUSTIN SCHULTZ	36	4	13	17	4	90. Mike Bullard	9	4	4	8	4
43. Shawn McEachern	48	6	11	17	24	91. Gary Roberts	16	4	4	8	34
44. Ryan Malone	25	6	10	16	25	92. Syl Apps	19	4	4	8	23
45. Ulf Samuelsson	66	4	12	16	123	93. Kevin Hatcher	24	4	4	8	20
46. Matt Cullen	49	6	9	15	32	94. German Titov	11	3	5	8	4
47. George Ferguson	22	4	11	15	13	95. Randy Cunneynworth	11	3	5	8	26
48. Matt Niskanen	39	3	12	15	25	96. Greg Malone	18	3	5	8	32

PITTSBURGH PENGUINS PLAYOFF SCORING

PLAYER	GP	G	A	PTS	PIMS
97. Glen Murray	18	2	6	8	10
98. Ron Hainsey	25	2	6	8	6
99. Ryan Whitney	25	2	6	8	31
100. Peter Taglianetti	39	1	7	8	83
101. Rob Scuderi	67	1	7	8	16
102. Peter Lee	19	0	8	8	4
103. Chris Tamer	37	0	8	8	52
104. TOM KUHNHACKL	35	3	4	7	4
105. Ken Schinkel	13	6	1	7	4
106. Vic Hadfield	10	5	2	7	11
107. Mark Johnson	10	4	3	7	6
108. Stu Barnes	11	3	4	7	2
109. Paul Gardner	10	2	5	7	10
110. Dean Prentice	12	2	5	7	8
111. Scott Young	17	1	6	7	2
112. Ian Moran	61	1	6	7	20
113. Kjell Samuelsson	44	0	7	7	72
114. Tom Barrasso	101	0	7	7	36
115. SCOTT WILSON	23	3	3	6	11
116. Gary McAdam	12	3	3	6	9
117. Steve Sullivan	6	2	4	6	4
118. Chuck Arnason	9	2	4	6	4
119. Beau Bennett	21	2	4	6	8
120. Jiri Hrdina	35	2	4	6	22
121. Miroslav Satan	17	1	5	6	11
122. Mike Ramsey	13	0	6	6	4
123. Orest Kindrachuk	7	4	1	5	7
124. Jeff Daniels	12	3	2	5	0
125. Kevin Miller	18	3	2	5	8
126. Tyler Wright	30	3	2	5	40
127. Ross Lonsberry	17	2	3	5	13
128. Alexei Ponikarovsky	11	1	4	5	4
129. Norm Maciver	12	1	4	5	8
130. Dave Tippett	12	1	4	5	14
131. Jim Paek	27	1	4	5	8
132. Gord Roberts	43	1	4	5	95
133. Tom Bladon	8	0	5	5	2
134. Jim Johnson	11	0	5	5	44
135. Josef Beranek	29	0	5	5	8
136. Pat Boutette	5	3	1	4	8
137. Arron Asham	10	3	1	4	12
138. Nick Harbaruk	14	3	1	4	20
139. Adam Hall	17	3	1	4	8
140. Eric Fehr	23	3	1	4	6
141. Mario Faubert	10	2	2	4	6
142. Duane Rupp	10	2	2	4	8
143. Brenden Morrow	14	2	2	4	8
144. Darius Kasparaitis	38	2	2	4	50
145. Philippe Boucher	9	1	3	4	4
146. Wayne Primeau	18	1	3	4	2

PLAYER	GP	G	A	PTS	PIMS
147. Dave Burrows	20	1	3	4	16
148. Joe Dziedzic	21	1	3	4	23
149. Francois Leroux	33	1	3	4	34
150. Keith McCreary	11	0	4	4	6
151. Fredrik Olausson	11	0	4	4	2
152. CARTER ROWNEY	20	0	3	3	4
153. Bob Leiter	4	3	0	3	0
154. Jim Hamilton	6	3	0	3	0
155. Eddie Olczyk	11	3	0	3	16
156. Andre St. Laurent	5	2	1	3	8
157. Brian Gibbons	8	2	1	3	2
158. Blair Chapman	10	2	1	3	9
159. Troy Murray	12	2	1	3	12
160. Lee Stempniak	13	2	1	3	6
161. Douglas Murray	15	2	1	3	32
162. Brad Werenka	19	2	1	3	14
163. Rene Corbet	24	2	1	3	21
164. Jarkko Ruutu	25	2	1	3	36
165. Chris Joseph	25	2	1	3	20
166. Wally Boyer	10	1	2	3	0
167. Dunc McCallum	10	1	2	3	12
168. Bob Woytowich	10	1	2	3	2
169. Georges Laraque	17	1	2	3	4
170. Jason Woolley	5	0	3	3	0
171. Greg Hotham	5	0	3	3	6
172. Jim Morrison	8	0	3	3	10
173. Russ Anderson	10	0	3	3	28
174. Bryan Hextall	14	0	3	3	43
175. Bob Boughner	29	0	3	3	37
176. Hal Gill	44	0	3	3	18
177. Mike Needham	14	2	0	2	4
178. Stan Gilbertson	3	1	1	2	2
179. Nick Libbett	5	1	1	2	0
180. Rick MacLeish	5	1	1	2	0
181. Kevin McClelland	5	1	1	2	5
182. Nick Spaling	5	1	1	2	4
183. Bob Stewart	5	1	1	2	2
184. Dave Michayluk	7	1	1	2	0
185. Pat Price	10	1	1	2	49
186. Brad Lauer	12	1	1	2	4
187. Mike Rupp	18	1	1	2	12
188. Grant Jennings	38	1	1	2	38
189. Mark Streit	3	0	2	2	0
190. Darryl Edestrand	4	0	2	2	0
191. Greg Polis	4	0	2	2	0
192. Steve Downie	5	0	2	2	4
193. Michel Ouellet	5	0	2	2	6
194. Glen Sather	10	0	2	2	17
195. Gord Dineen	11	0	2	2	8
196. Mark Letestu	11	0	2	2	0

PITTSBURGH PENGUINS PLAYOFF SCORING

PLAYER	GP	G	A	PTS	PIMS
197. Zbynek Michalek	13	0	2	2	0
198. Val Fonteyne	14	0	2	2	2
199. Matthew Barnaby	24	0	2	2	64
200. M-A Fleury	115	0	2	2	4
201. John Slaney	2	1	0	1	2
202. Len Barrie	4	1	0	1	8
203. Blake Comeau	5	1	0	1	8
204. Greg Johnson	5	1	0	1	2
205. Chris Conner	8	1	0	1	0
206. Peter Laframboise	9	1	0	1	0
207. Pat Falloon	10	1	0	1	2
208. Greg Andrusak	12	1	0	1	6
209. Bobby Dollas	13	1	0	1	6
210. Tanner Glass	13	1	0	1	8
211. Dan Kesa	13	1	0	1	0
212. Randy Gilhen	16	1	0	1	14
213. Pete Mahovlich	2	0	1	1	0
214. Don Awrey	3	0	1	1	0
215. Wayne Bianchin	3	0	1	1	6
216. Jacques Cossette	3	0	1	1	4
217. Dave McLlwain	3	0	1	1	0
218. Eric Tangradi	3	0	1	1	0
219. Ed Van Impe	3	0	1	1	2
220. Tim Horton	4	0	1	1	2
221. Al McDonough	4	0	1	1	0
222. Eddie Shack	4	0	1	1	15
223. Colby Armstrong	5	0	1	1	11
224. David Perron	5	0	1	1	4
225. Frank Pietrangelo	5	0	1	1	2
226. Gary Rissling	5	0	1	1	4
227. Greg Brown	6	0	1	1	4
228. Richard Park	6	0	1	1	4
229. Barry Wilkins	6	0	1	1	4
230. Marc Chorney	7	0	1	1	2
231. Bob Paradise	7	0	1	1	17
232. Robert Bortuzzo	8	0	1	1	4
233. Bob McManama	8	0	1	1	6
234. Dennis Owchar	8	0	1	1	6
235. Dave Hannan	8	0	1	1	4
236. Marcel Goc	9	0	1	1	4
237. Paul Baxter	10	0	1	1	42
238. Tracy Pratt	10	0	1	1	51
239. Alex Hicks	11	0	1	1	4
240. Marc Bergevin	12	0	1	1	2
241. Deryk Engelland	13	0	1	1	22
242. Dmitri Mironov	15	0	1	1	10
243. Randy Hillier	17	0	1	1	73
244. Neil Wilkinson	20	0	1	1	18
245. Joe Vitale	23	0	1	1	22
246. Ken Wregget	26	0	1	1	9

PLAYER	GP	G	A	PTS	PIMS
247. Hans Jonsson	27	0	1	1	14
248. DERRICK POULIOT	2	0	0	0	2
249. JOSH ARCHIBALD	4	0	0	0	2
250. CHAD RUHWEDEL	6	0	0	0	4
251. MATT MURRAY	32	0	0	0	4
252. Jean-Sebastien Aubin	1	0	0	0	0
253. Drake Berehowsky	1	0	0	0	0
254. Larry DePalma	1	0	0	0	0
255. Steve Dykstra	1	0	0	0	2
256. Nils Ekman	1	0	0	0	0
257. Maxim Galanov	1	0	0	0	0
258. Mathieu Garon	1	0	0	0	0
259. Steve Gatzos	1	0	0	0	0
260. Tuomas Gronman	1	0	0	0	0
261. Greg Hawgood	1	0	0	0	0
262. Victor Ignatjev	1	0	0	0	2
263. Andreas Johansson	1	0	0	0	0
264. Paul Marshall	1	0	0	0	0
265. Peter Skudra	1	0	0	0	0
266. Jocelyn Thibault	1	0	0	0	0
267. Wendell Young	1	0	0	0	0
268. Richard Zemlak	1	0	0	0	10
269. Mike Corrigan	2	0	0	0	0
270. Chris Dahlquist	2	0	0	0	0
271. Todd Hlushko	2	0	0	0	0
272. Jayson Megna	2	0	0	0	0
273. Michal Rozsival	2	0	0	0	4
274. Bob Simpson	2	0	0	0	0
275. Oskar Sundqvist	2	0	0	0	0
276. Lex Hudson	2	0	0	0	0
277. Jeff Zatkoff	2	0	0	0	0
278. Brent Johnson	3	0	0	0	2
279. Craig Muni	3	0	0	0	0
280. Larry Bignell	3	0	0	0	2
281. Brian Bonin	3	0	0	0	0
282. Randy Boyd	3	0	0	0	11
283. Kim Clackson	3	0	0	0	37
284. Corey Foster	3	0	0	0	4
285. Al Smith	3	0	0	0	0
286. Simon Nolet	3	0	0	0	0
287. Ronald Petrovicky	3	0	0	0	2
288. Michel Plasse	3	0	0	0	0
289. Brian Strait	3	0	0	0	0
290. Stefan Bergkvist	4	0	0	0	2
291. Steve Cardwell	4	0	0	0	2
292. Erik Christensen	4	0	0	0	6
293. Kim Davis	4	0	0	0	0
294. Pat Graham	4	0	0	0	2
295. Jim Rutherford	4	0	0	0	0
296. Mike Stapleton	4	0	0	0	0

PITTSBURGH PENGUINS PLAYOFF SCORING

PLAYER	GP	G	A	PTS	PIMS
297. Dale Tallon	4	0	0	0	4
298. Taylor Chorney	5	0	0	0	2
299. Michel Dion	5	0	0	0	0
300. Rusty Fitzgerald	5	0	0	0	4
301. Pat Hughes	5	0	0	0	21
302. Jay McKee	5	0	0	0	2
303. Dan LaCouture	5	0	0	0	2
304. Maxim Lapierre	5	0	0	0	0
305. Josef Melichar	5	0	0	0	2
306. Krzysztof Oliwa	5	0	0	0	16
307. Sean Pronger	5	0	0	0	4
308. Daniel Winnik	5	0	0	0	2
309. Doug Brown	6	0	0	0	2
310. Simon Despres	6	0	0	0	2
311. Les Binkley	7	0	0	0	0
312. Bob Blackburn	7	0	0	0	4
313. Martin Sonnenberg	7	0	0	0	0
314. Jordan Leopold	8	0	0	0	2
315. Milan Kraft	8	0	0	0	2
316. Jim McKenzie	8	0	0	0	4
317. Alek Stojanov	9	0	0	0	19
318. Rod Buskas	10	0	0	0	23
319. Dennis Herron	10	0	0	0	5
320. Greg Millen	10	0	0	0	0
321. Peter Popovic	10	0	0	0	10
322. Mike Hudson	11	0	0	0	6
323. Ron Tugnutt	11	0	0	0	2
324. Tomas Vokoun	11	0	0	0	0
325. Lew Morrison	13	0	0	0	0
326. Jay Caufield	14	0	0	0	30
327. Bryan Watson	14	0	0	0	38
328. Johan Hedberg	18	0	0	0	0
BENCH					34

TEAM SCORING

Series

MOST GOALS - BOTH TEAMS

2-Game Series	15	1975	PIT 9 - STL 6
3-Game Series	23	1977	TOR 13 - PIT 10
4-Game Series	30	1989	PIT 19 - NYR 11
5-Game Series	41	1981	PIT 21 - STL 20
6-Game Series	56	2012	PHI 30 - PIT 26
7-Game Series	55	1995	PIT 29 - WSH 26
	55	1989	PHI 31 - PIT 24

MOST GOALS - PITTSBURGH

2-Game Series	9	1975	vs. St. Louis
3-Game Series	10	1977	vs. Toronto
4-Game Series	20	2009	vs. Carolina
5-Game Series	23	1993	vs. New Jersey
6-Game Series	28	1991	vs. Minnesota
7-Game Series	29	1995	vs. Washington

MOST GOALS - OPPONENTS

2-Game Series	6	1975	St. Louis
3-Game Series	13	1977	Toronto
4-Game Series	16	1979	Boston
5-Game Series	22	1982	NY Islanders
6-Game Series	30	2012	Philadelphia
7-Game Series	31	1989	Philadelphia

FEWEST GOALS - BOTH TEAMS

2-Game Series	15	1975	PIT 9 - STL 6
3-Game Series	11	1976	TOR 8 - PIT 3
4-Game Series	14	2013	BOS 12 - PIT 2
5-Game Series	19	2015	NYR 11 - PIT 8
6-Game Series	24	2001	PIT 14 - WSH 10
7-Game Series	29	2014	PIT 14 - NYR 15

FEWEST GOALS - PITTSBURGH

2-Game Series	9	1975	vs. St. Louis
3-Game Series	3	1976	vs. Toronto
4-Game Series	2	2013	vs. Boston
5-Game Series	7	2001	vs. New Jersey
6-Game Series	10	1970	vs. St. Louis
7-Game Series	14	2014	vs. NY Rangers
		2011	vs. Tampa Bay
		2009	vs. Detroit

FEWEST GOALS - OPPONENTS

2-Game Series	6	1975	St. Louis
3-Game Series	8	1976	Toronto
4-Game Series	5	2008	Ottawa
5-Game Series	8	2000	Washington
6-Game Series	10	2001	Washington
7-Game Series	13	2017	Ottawa

MOST POWER-PLAY GOALS

Pittsburgh	11	1992	vs. Washington
Opponents	12	2012	Philadelphia
Both Teams	21	2012	PHI 12 - PIT 9

MOST POWER-PLAY CHANCES

Pittsburgh	42	1989	vs. Philadelphia
	42	1995	vs. Washington
Opponents	44	1995	Washington
Both Teams	86	1995	WSH 44 - PIT 42

MOST PENALTIES

Pittsburgh	85	1989	vs. Philadelphia
Opponents	95	1989	Philadelphia
Both Teams	180	1989	PHI 95 - PIT 85

FEWEST PENALTIES

Pittsburgh	9	1975	vs. St. Louis
Opponents	13	2016	San Jose
Both Teams	24	1975	STL 15 - PIT 9

MOST PENALTY MINUTES

Pittsburgh	242	1989	vs. Philadelphia
Opponents	270	1989	Philadelphia
Both Teams	512	1989	PHI 270 - PIT 242

FEWEST PENALTY MINUTES

Pittsburgh	18	1975	vs. St. Louis
Opponents	30	2001	New Jersey
Both Teams	61	1976	TOR 36 - PIT 25

PITTSBURGH PENGUINS TEAM RECORDS

Game

LARGEST MARGIN OF VICTORY

Home	7	5/21/17 7-0 vs. Ottawa 4/20/93 7-0 vs. New Jersey
Road	8	5/25/91 8-0 at Minnesota

LARGEST MARGIN OF DEFEAT

Home	6	4/23/11 8-2 vs. Tampa Bay
Road	7	4/7/82 8-1 at NY Islanders

MOST GOALS

Both Teams, Home	17	4/25/89 10-7 win vs. PHI
Both Teams, Road	13	4/18/12 10-3 win at PHI
Pittsburgh, Home	10	4/25/89 10-7 win vs. PHI
Pittsburgh, Road	10	4/18/12 10-3 win at PHI
Opponent, Home	8	4/13/12 8-5 loss vs. PHI 4/13/11 8-2 loss vs. TBL 4/13/80 8-3 loss vs. BOS
Opponent, Road	8	4/15/12 8-4 loss at PHI 4/7/82 8-1 loss at NYI

MOST POWER-PLAY GOALS

For	4	4/18/12 at Philadelphia 4/30/10 vs. Montreal 4/29/92 vs. Washington
Against	4	4/15/12 at Philadelphia 4/23/11 vs. Tampa Bay
Both Teams	7	4/18/12 PIT 4 - PHI 3

MOST POWER-PLAY CHANCES

For	12	4/23/92 vs. Washington
Against	11	4/23/92 vs. Washington
Both Teams	23	PIT 12 - WSH 11

MOST SHORTHANDED GOALS

For	2	4/23/97 vs. Philadelphia
Against	2	Six Times, Last 4/13/12 vs. Philadelphia

MOST SHOTS

Pittsburgh, Regulation	53	4/11/08 vs. Ottawa
Pittsburgh, Overtime	65	4/24/96 at Washington
Opponent, Regulation	61	5/4/96 at Florida
Opponent, Overtime	72	5/4/00 vs. Philadelphia

MOST SAVES

Pittsburgh, Regulation	56	5/24/96 at Florida
Pittsburgh, Overtime	70	5/4/00 vs. Philadelphia
Opponent, Regulation	49	4/26/70 vs. St. Louis
Opponent, Overtime	61	4/24/96 at Washington

FEWEST SHOTS

Pittsburgh	12	5/29/17 vs. Nashville
Opponent	15	5/7/14 at NY Rangers

FEWEST SAVES

Pittsburgh	13	5/7/14 at NY Rangers
Opponent	7	5/29/17 vs. Nashville

MOST PENALTIES

Both Teams, Home	48	4/6/89 PIT 25 - NYR 23
Both Teams, Road	37	4/29/00 PIT 15 - PHI 22
Pittsburgh	25	4/6/89 vs. NY Rangers
Opponent	23	4/6/89 vs. NY Rangers

FEWEST PENALTIES

Both Teams, Home	5	5/17/01 PIT 3 - NJD 3
Both Teams, Road	3	5/1/92 PIT 2 - WSH 1
Pittsburgh	0	5/13/09 at Washington
Opponents	1	6/4/16 at San Jose 4/16/15 at NY Rangers 5/22/01 at New Jersey 5/4/99 at New Jersey 5/1/92 at Washington

MOST PENALTY MINUTES

Both Teams, Home	125	4/25/89 PHI 79 - PIT 46
Both Teams, Road	154	4/29/00 PHI 104 - PIT 50
Pittsburgh	83	4/19/70 at St. Louis
Opponent	104	4/29/00 at Philadelphia

FEWEST PENALTY MINUTES

Both Teams, Home	10	5/17/01 PIT 6 - NJD 4
Both Teams, Road	6	5/1/92 PIT 4 WSH 2
Pittsburgh	0	5/13/09 at Washington
Opponents	2	4/16/15 at NY Rangers 5/22/01 at New Jersey 5/4/99 at New Jersey 5/1/92 at Washington

PITTSBURGH PENGUINS TEAM RECORDS

Period

MOST GOALS

Both Teams, Home	7	4/25/89	PIT 6 - PHI 1
		4/6/89	PIT 5 - NYR 2
Both Teams, Road	8	4/20/10	PIT 5 - OTT 3
		5/8/93	PIT 4 - NYI 4
Pittsburgh, Home	6	4/25/89	vs. Philadelphia
Pittsburgh, Road	5	4/18/12	at Philadelphia
		4/20/10	at Ottawa
Opponent, Home	5	4/13/80	vs. Boston
Opponent, Road	4	4/15/12	at Philadelphia
		5/8/93	at NY Islanders
		4/8/82	at NY Islanders

MOST SHOTS

Pittsburgh, Home	21	5/26/16	vs. Tampa Bay
		4/26/14	vs. Columbus
		4/15/75	vs. NY Islanders
Pittsburgh, Road	23	5/23/17	at Ottawa
Opponent, Home	28	4/21/97	vs. Philadelphia
Opponent, Road	23	5/24/96	at Florida

MOST SAVES

Pittsburgh	27	4/21/97	vs. Philadelphia
Opponent	22	5/23/17	at Ottawa

FEWEST SAVES

Pittsburgh	1	4/21/01	vs. Washington
		4/19/94	vs. Washington
Opponent	0	5/29/17	vs. Nashville

FEWEST SHOTS

Pittsburgh	0	5/29/17	vs. Nashville
Opponent	1	4/21/01	at Washington
		4/19/94	vs. Washington

MOST PENALTIES

Both Teams, Home	24	4/6/89	vs. NY Rangers
Both Teams, Road	24	4/29/00	at Philadelphia
Pittsburgh	15	4/29/00	at Philadelphia
Opponent	22	4/29/00	at Philadelphia

MOST PENALTY MINUTES

Both Teams, Home	84	4/25/89	PHI 51 - PIT 33
Both Teams, Road	128	4/29/00	PHI 92 - PIT 36
Pittsburgh, Home	35	5/17/91	vs. Minnesota
Pittsburgh, Road	40	4/19/70	at St. Louis
Opponent, Home	51	4/25/89	vs. Philadelphia
Opponent, Road	92	4/29/00	at Philadelphia

Fastest Goals

BY ONE PENGUINS PLAYER

Two	0:11	4/17/96	vs. Washington	Petr Nedved
------------	------	---------	----------------	-------------

OVERALL BY PENGUINS

Two	0:07	4/13/80	vs. Boston	Ron Stackhouse and Rick Kehoe
Three	1:29	5/10/93	vs. NY Islanders	Mario Lemieux, Rick Tocchet and Larry Murphy
Four	4:52	4/5/89	vs. Philadelphia	Mario Lemieux (3) and Bob Errey

OVERALL BY OPPONENT

Two	0:24	5/21/17	at Ottawa	Derick Brassard and Zack Smith
------------	------	---------	-----------	--------------------------------

AT START OF GAME

by Penguins	0:15	4/13/12	vs. Philadelphia	Sidney Crosby
		4/8/81	at St. Louis	Greg Malone
by Opponent	0:11	4/16/17	at Columbus	Cam Atkinson

AT START OF PERIOD OTHER THAN FIRST

by Pittsburgh	0:10	5/31/17	vs. Nashville	Jake Guentzel
by Opponent	0:06*	4/25/89	vs. Philadelphia	Pelle Eklund

TEAM LEADERS

Hat Tricks

FOR PITTSBURGH				FOR OPPONENTS			
PLAYER	DATE	OPPONENT	GOALTENDER(S)	PLAYER	DATE	OPPONENT	GOALTENDER(S)
Ken Schinkel	4/11/70	at Oakland	Gary Smith	Bobby Hull	4/9/72	vs. Chicago	Jim Rutherford
Mario Lemieux#	4/25/89	vs. Philadelphia	Ron Hextall	Dino Ciccarelli	4/25/92	vs. Washington	Tom Barrasso/ Ken Wregget (2)
Kevin Stevens*	5/21/91	at Boston	Andy Moog	Dirk Graham	5/30/92	at Chicago	Tom Barrasso
Mario Lemieux	4/23/92	vs. Washington	Don Beaupre	Andy Delmore	5/7/00	at Philadelphia	Ron Tugnutt (2)/ Peter Skudra
Ron Francis	5/9/92	vs. NY Rangers	Mike Richter/ John Vanbiesbrouck (2)	Alex Ovechkin	5/4/09	at Washington	Marc-Andre Fleury
Mario Lemieux	5/11/96	vs. NY Rangers	Mike Richter	Sean Couturier	4/13/12	vs. Philadelphia	Marc-Andre Fleury
Jaromir Jagr	5/11/96	vs. NY Rangers	Mike Richter	Claude Giroux	4/13/12	vs. Philadelphia	Marc-Andre Fleury (2)/Empty Net
Martin Straka	4/25/99	at New Jersey	Martin Brodeur	T.J. Oshie	4/28/16	at Washington	Matt Murray
Sidney Crosby	5/4/09	at Washington	Semyon Varlamov				
Evgeni Malkin	5/21/09	vs. Carolina	Cam Ward				
Jordan Staal	4/18/12	at Philadelphia	Ilya Bryzgalov/ Sergei Bobrovsky (2)				
Sidney Crosby	5/17/13	vs. Ottawa	Craig Anderson				
James Neal	5/24/13	vs. Ottawa	Craig Anderson				
Evgeni Malkin	4/28/14	at Columbus	Sergei Bobrovsky				
Patric Hornqvist	4/13/16	vs. NY Rangers	Henrik Lundqvist/ Antti Raanta/ Empty Net				
Jake Guentzel	4/16/17	at Columbus	Sergei Bobrovsky				

*Four Goals #Five Goals, NHL Record

Penalty Shots

FOR PITTSBURGH				
PLAYER	DATE	OPPONENT	GOALTENDER(S)	RESULT
Jaromir Jagr	5/11/92	vs. NY Rangers	John Vanbiesbrouck	GOAL
Shawn McEachern	5/13/92	vs. NY Rangers	John Vanbiesbrouck	No Goal
Aleksey Morozov	4/23/98	vs. Montreal	Andy Moog	No Goal
Martin Straka	5/2/01	vs. Buffalo	Dominik Hasek	No Goal
Evgeni Malkin	5/1/08	at NY Rangers	Henrik Lundqvist	No Goal
Chris Conner	4/25/11	at Tampa Bay	Dwayne Roloson	No Goal

FOR OPPONENTS				
PLAYER	DATE	OPPONENT	GOALTENDER(S)	RESULT
Michal Pivonka	5/10/95	at Washington	Tom Barrasso	No Goal
Joe Juneau	4/24/96	at Washington	Ken Wregget	No Goal

PITTSBURGH PENGUINS TEAM LEADERS

Shutouts

FOR PITTSBURGH					FOR OPPONENTS				
GOALTENDER	DATE	OPPONENT	SCORE	SAVES	GOALTENDER	DATE	OPPONENT	SCORE	SAVES
Michel Plasse	4/8/76	vs. Toronto	2-0	21	Jacques Plante	4/28/70	at St. Louis	5-0	21
Frank Pietrangelo	4/15/91	vs. New Jersey	4-0	27	Gary Smith	4/8/72	vs. Chicago	2-0	31
Tom Barrasso	4/25/91	at Minnesota	8-0	39	Glenn Resch	4/26/75	vs. NY Islanders	1-0	30
Tom Barrasso	5/30/92	at Chicago	1-0	27	Wayne Thomas	4/9/76	at Toronto	4-0	26
Tom Barrasso	4/20/93	vs. New Jersey	7-0	36	Don Beaupre	4/21/94	at Washington	2-0	27
Tom Barrasso	5/4/93	vs. NY Islanders	3-0	26	Andy Moog	5/3/98	at Montreal	3-0	21
Ken Wregget	5/18/95	vs. Washington	3-0	33	Olaf Kolzig	4/12/01	at Washington	1-0	16
Tom Barrasso	5/28/96	vs. Florida	3-0	28	Martin Brodeur	5/17/01	vs. New Jersey	3-0	20
Tom Barrasso	5/7/99	at Toronto	2-0	20	Martin Brodeur	5/19/01	vs. New Jersey	5-0	21
Ron Tugnutt	4/13/00	at Washington	7-0	32	Ray Emery	4/19/07	at Ottawa	3-0	20
Ron Tugnutt	4/27/00	at Philadelphia	2-0	28	Henrik Lundqvist	5/1/08	at NY Rangers	3-0	29
Johan Hedberg	4/16/01	vs. Washington	3-0	34	Chris Osgood	5/24/08	at Detroit	4-0	19
Johan Hedberg	4/26/01	at Buffalo	3-0	25	Chris Osgood	5/26/08	at Detroit	3-0	22
Marc-Andre Fleury	4/9/08	vs. Ottawa	4-0	26	Martin Biron	4/23/09	vs. Philadelphia	3-0	28
Marc-Andre Fleury	4/27/08	vs. NY Rangers	2-0	26	Chris Osgood	6/6/09	at Detroit	5-0	22
Marc-Andre Fleury	5/18/08	vs. Philadelphia	6-0	21	Dwayne Roloson	4/27/11	vs. Tampa Bay	1-0	36
Marc-Andre Fleury	5/4/10	at Montreal	2-0	18	Tuukka Rask	6/1/13	vs. Boston	3-0	29
Marc-Andre Fleury	4/13/11	vs. Tampa Bay	3-0	32	Tuukka Rask	6/7/13	at Boston	1-0	26
Marc-Andre Fleury	5/1/13	vs. NY Islanders	5-0	26					
Tomas Vokoun	5/9/13	vs. NY Islanders	4-0	31					
Marc-Andre Fleury	5/4/14	vs. NY Rangers	3-0	22					
Marc-Andre Fleury	5/5/14	at NY Rangers	2-0	35					
Matt Murray	4/21/16	at NY Rangers	5-0	31					
Marc-Andre Fleury	5/10/17	at Washington	2-0	29					
Marc-Andre Fleury	5/15/17	vs. Ottawa	1-0	23					
Matt Murray	5/21/17	vs. Ottawa	7-0	25					
Matt Murray	6/8/17	vs. Nashville	6-0	24					
Matt Murray	6/11/17	at Nashville	2-0	27					

YEAR-BY-YEAR PLAYOFF STATS

1970

PLAYERS	GP	G	A	PTS	PIM
Michel Briere	10	5	3	8	17
Jean Pronovost	10	3	4	7	2
Dean Prentice	10	2	5	7	8
Ron Shock	10	1	6	7	7
Ken Schinkel	10	4	1	5	4
Duane Rupp	6	2	2	4	2
Keith McCreary	10	0	4	4	4
Nick Harbaruk	10	3	0	3	20
Wally Boyer	10	1	2	3	0
Dunc McCallum	10	1	2	3	12
Bob Woytowich	10	1	2	3	2
Jim Morrison	8	0	3	3	10
Val Fonteyne	10	0	2	2	0
Glen Sather	10	0	2	2	17
Bryan Hextall	10	0	1	1	34
Tracy Pratt	10	0	1	1	51
Al Smith	3	0	0	0	0
Bob Blackburn	6	0	0	0	4
Les Binkley	7	0	0	0	0
Bryan Watson	10	0	0	0	17

1972

PLAYERS	GP	G	A	PTS	PIM
Bobby Leiter	4	3	0	3	0
Ken Schinkel	3	2	0	2	0
Jean Pronovost	4	1	1	2	0
Darryl Edestrand	4	0	2	2	0
Bryan Hextall	4	0	2	2	9
Greg Polis	4	0	2	2	0
Syl Apps	4	1	0	1	2
Ron Schock	4	1	0	1	6
Nick Harbaruk	4	0	1	1	0
Tim Horton	4	0	1	1	2
Al McDonough	4	0	1	1	0
Eddie Shack	4	0	1	1	15
Keith McCreary	1	0	0	0	2
Dave Burrows	4	0	0	0	4
Steve Cardwell	4	0	0	0	2
Val Fonteyne	4	0	0	0	2
Duane Rupp	4	0	0	0	6
Jim Rutherford	4	0	0	0	0
Bryan Watson	4	0	0	0	21

Goaltenders

GOALIE	W-L	GP	MP	GA	SO	GAA
Les Binkley	5-2	7	428	15	0	2.10
Al Smith	1-2	3	180	10	0	3.33

Goaltenders

GOALIE	W-L	GP	MP	GA	SO	GAA
Jim Rutherford	0-4	4	240	14	0	3.50

YEAR-BY-YEAR PLAYOFF STATS

1975

PLAYERS	GP	G	A	PTS	PIM
Bob Kelly	9	5	3	8	17
Ron Stackhouse	9	2	6	8	10
Pierre Larouche	9	2	5	7	2
Vic Hadfield	9	4	2	6	0
Lowell MacDonald	9	4	2	6	4
Jean Pronovost	9	3	3	6	6
Chuck Arnason	9	2	4	6	4
Syl Apps	9	2	3	5	9
Colin Campbell	9	1	3	4	21
Ron Schock	9	0	4	4	10
Dave Burrows	9	1	1	2	12
Rick Kehoe	9	0	2	2	0
Pete Laframboise	9	1	0	1	0
Dennis Owchar	6	0	1	1	4
Bob Paradise	6	0	1	1	17
Bob McManama	8	0	1	1	6
Larry Bignell	3	0	0	0	2
Barry Wilkins	3	0	0	0	0
Gary Inness	9	0	0	0	2
Lew Morrison	9	0	0	0	0

1976

PLAYERS	GP	G	A	PTS	PIM
Stan Gilbertson	3	1	1	2	2
Vic Hadfield	3	1	0	1	11
Lowell MacDonald	3	1	0	1	0
Syl Apps	3	0	1	1	0
Pierre Larouche	3	0	1	1	0
Ron Schock	3	0	1	1	0
Ed Van Impe	3	0	1	1	2
Barry Wilkins	3	0	1	1	4
Dennis Owchar	2	0	0	0	2
Dave Burrows	3	0	0	0	0
Colin Campbell	3	0	0	0	0
Rick Kehoe	3	0	0	0	0
Bob Kelly	3	0	0	0	2
Lew Morrison	3	0	0	0	0
Simon Nolet	3	0	0	0	0
Michel Plasse	3	0	0	0	0
Jean Pronovost	3	0	0	0	2
Ron Stackhouse	3	0	0	0	0

Goaltenders

GOALIE	W-L	GP	MP	GA	SO	GAA
Gary Inness	5-4	9	540	24	0	2.67

Goaltenders

GOALIE	W-L	GP	MP	GA	SO	GAA
Michel Plasse	1-2	3	180	8	1	2.67

YEAR-BY-YEAR PLAYOFF STATS

1977

PLAYERS	GP	G	A	PTS	PIM
Jean Pronovost	3	2	1	3	2
Ron Stackhouse	3	2	1	3	0
Lowell MacDonald	3	1	2	3	4
Pierre Larouche	3	0	3	3	0
Blair Chapman	3	1	1	2	7
Greg Malone	3	1	1	2	2
Dave Burrows	3	0	2	2	0
Rick Kehoe	3	0	2	2	0
Syl Apps	3	1	0	1	12
Mario Faubert	3	1	0	1	2
Bob Kelly	3	1	0	1	4
Russ Anderson	3	0	1	1	14
Don Awrey	3	0	1	1	0
Wayne Bianchin	3	0	1	1	6
Ron Schock	3	0	1	1	0
Lew Morrison	1	0	0	0	0
Mike Corrigan	2	0	0	0	0
Denis Herron	3	0	0	0	5

1979

PLAYERS	GP	G	A	PTS	PIM
Orest Kindrachuk	7	4	1	5	7
Colin Campbell	7	1	4	5	30
Tom Bladon	7	0	4	4	2
Jim Hamilton	5	3	0	3	0
George Ferguson	7	2	1	3	0
Gary McAdam	7	2	1	3	0
Gregg Sheppard	7	1	2	3	0
Peter Lee	7	0	3	3	0
Rod Schutt	7	2	0	2	4
Rick Kehoe	7	0	2	2	0
Ross Lonsberry	7	0	2	2	9
Blair Chapman	7	1	0	1	2
Pete Mahovlich	2	0	1	1	0
Jacques Cossette	3	0	1	1	4
Greg Malone	7	0	1	1	10
Russ Anderson	2	0	0	0	0
Lex Hudson	2	0	0	0	0
Bob Paradise	2	0	0	0	0
Randy Carlyle	7	0	0	0	12
Denis Herron	7	0	0	0	0
Ron Stackhouse	7	0	0	0	4

Goaltenders

GOALIE	W-L	GP	MP	GA	SO	GAA
Denis Herron	1-2	3	180	11	0	3.67

Goaltenders

GOALIE	W-L	GP	MP	GA	SO	GAA
Denis Herron	2-5	7	421	24	0	3.42

YEAR-BY-YEAR PLAYOFF STATS

1980

PLAYERS	GP	G	A	PTS	PIM
Rick Kehoe	5	2	5	7	0
Mark Johnson	5	2	2	4	0
Ross Lonsberry	5	2	1	3	2
Rod Schutt	5	2	1	3	6
Gary McAdam	5	1	2	3	9
George Ferguson	5	0	3	3	4
Nick Libett	5	1	1	2	0
Gregg Sheppard	5	1	1	2	0
Bob Stewart	5	1	1	2	2
Russ Anderson	5	0	2	2	14
Randy Carlyle	5	1	0	1	4
Ron Stackhouse	5	1	0	1	18
Tom Bladon	1	0	1	1	0
Mario Faubert	2	0	1	1	0
Peter Lee	4	0	1	1	0
Paul Marshall	1	0	0	0	0
Kim Clackson	3	0	0	0	37
Kim Davis	4	0	0	0	0
Dale Tallon	4	0	0	0	4
Pat Hughes	5	0	0	0	21
Greg Millen	5	0	0	0	0

1981

PLAYERS	GP	G	A	PTS	PIM
Randy Carlyle	5	4	5	9	9
George Ferguson	5	2	6	8	9
Mike Bullard	4	3	3	6	0
Rod Schutt	5	3	3	6	16
Gregg Sheppard	5	2	4	6	2
Greg Malone	5	2	3	5	16
Peter Lee	5	0	4	4	4
Mark Johnson	5	2	1	3	6
Rick Kehoe	5	0	3	3	0
Mario Faubert	5	1	1	2	4
Pat Price	5	1	1	2	21
Paul Gardner	5	1	0	1	8
Marc Chorney	2	0	1	1	2
Ron Stackhouse	4	0	1	1	6
Paul Baxter	5	0	1	1	28
Gary Rissling	5	0	1	1	4
Dave Burrows	1	0	0	0	0
Jim Hamilton	1	0	0	0	0
Ross Lonsberry	5	0	0	0	2
Greg Millen	5	0	0	0	0

Goaltenders

GOALIE	W-L	GP	MP	GA	SO	GAA
Greg Millen	2-3	5	300	21	0	4.20

Goaltenders

GOALIE	W-L	GP	MP	GA	SO	GAA
Greg Millen	2-3	5	325	19	0	3.51

YEAR-BY-YEAR PLAYOFF STATS

1982

PLAYERS	GP	G	A	PTS	PIM
Paul Gardner	5	1	5	6	2
Rick Kehoe	5	2	3	5	2
Pat Boutette	5	3	1	4	8
Randy Carlyle	5	1	3	4	16
Andre St. Laurent	5	2	1	3	8
Rod Schutt	5	1	2	3	0
Greg Hotham	5	0	3	3	6
Mike Bullard	5	1	1	2	4
Rick MacLeish	5	1	1	2	0
Kevin McClelland	5	1	1	2	5
George Ferguson	5	0	1	1	0
Steve Gatzos	1	0	0	0	0
Ron Stackhouse	1	0	0	0	0
Bobby Simpson	2	0	0	0	0
Randy Boyd	3	0	0	0	11
Peter Lee	3	0	0	0	0
Greg Malone	3	0	0	0	4
Pat Graham	4	0	0	0	2
Paul Baxter	5	0	0	0	14
Marc Chorney	5	0	0	0	0
Michel Dion	5	0	0	0	0
Pat Price	5	0	0	0	28

1989

PLAYERS	GP	G	A	PTS	PIM
Mario Lemieux	11	12	7	19	16
Paul Coffey	11	2	13	15	31
Kevin Stevens	11	3	7	10	16
Dan Quinn	11	6	3	9	10
John Cullen	11	3	6	9	28
Zarley Zalapski	11	1	8	9	13
Rob Brown	11	5	3	8	22
Randy Cunneynworth	11	3	5	8	26
Jock Callander	10	2	5	7	10
Phil Bourque	11	4	1	5	66
Jim Johnson	11	0	5	5	44
Troy Loney	11	1	3	4	24
Bob Errey	11	1	2	3	12
Gord Dineen	11	0	2	2	8
Dave McLlwain	3	0	1	1	0
Dave Hannan	8	0	1	1	4
Randy Hillier	9	0	1	1	49
Tom Barrasso	11	0	1	1	8
Steve Dykstra	1	0	0	0	2
Wendell Young	1	0	0	0	10
Richard Zemlak	1	0	0	0	10
Chris Dahlquist	2	0	0	0	0
Jay Caufield	9	0	0	0	28
Rod Buskas	10	0	0	0	23

Goaltenders

GOALIE	W-L	GP	MP	GA	SO	GAA
Michel Dion	2-3	5	304	22	0	4.34

Goaltenders

GOALIE	W-L	GP	MP	GA	SO	GAA
Tom Barrasso	7-4	11	631	40	0	3.80
Wendell Young	0-0	1	39	1	0	1.54

YEAR-BY-YEAR PLAYOFF STATS

1991

PLAYERS	GP	G	A	PTS	PIM
Mario Lemieux	23	16	28	44	16
Mark Recchi	24	10	24	34	33
Kevin Stevens	24	17	16	33	53
Larry Murphy	23	5	18	23	44
Joe Mullen	22	8	9	17	4
Ron Francis	24	7	10	17	24
Phil Bourque	24	6	7	13	16
Jaromir Jagr	24	3	10	13	6
Paul Coffey	12	2	9	11	6
Bob Errey	24	5	2	7	29
Bryan Trottier	23	3	4	7	49
Scott Young	17	1	6	7	2
Ulf Samuelsson	20	3	2	5	34
Jiri Hrdina	14	2	2	4	6
Troy Loney	24	2	2	4	41
Paul Stanton	22	1	2	3	24
Gordie Roberts	24	1	2	3	63
Peter Taglianetti	19	0	3	3	49
Grant Jennings	13	1	1	2	16
Jim Paek	8	1	0	1	2
Randy Gilhen	16	1	0	1	14
Frank Pietrangelo	5	0	1	1	2
Tom Barrasso	20	0	1	1	2
Randy Hillier	8	0	0	0	24

1992

PLAYERS	GP	G	A	PTS	PIM
Mario Lemieux	15	16	18	34	2
Kevin Stevens	21	13	15	28	28
Ron Francis	21	8	19	27	6
Jaromir Jagr	21	11	13	24	6
Rick Tocchet	14	6	13	19	24
Larry Murphy	21	6	10	16	19
Troy Loney	21	4	5	9	32
Shawn McEachern	19	2	7	9	4
Paul Stanton	21	1	7	8	42
Bryan Trottier	21	4	3	7	8
Phil Bourque	21	3	4	7	25
Joe Mullen	9	3	1	4	4
Jock Callander	12	1	3	4	2
Jim Paek	19	0	4	4	6
Bob Errey	14	3	0	3	10
Kjell Samuelsson	15	0	3	3	12
Dave Michayluk	7	1	1	2	0
Gordie Roberts	19	0	2	2	32
Tom Barrasso	21	0	2	2	4
Jiri Hrdina	21	0	2	2	16
Ulf Samuelsson	21	0	2	2	39
Mike Needham	5	1	0	1	2
Ken Wregget	1	0	0	0	0
Jay Caufield	5	0	0	0	2
Grant Jennings	10	0	0	0	12

Goaltenders

GOALIE	W-L	GP	MP	GA	SO	GAA
Tom Barrasso	12-7	20	1175	1	51	2.60
Frank Pietrangelo	4-1	5	288	1	15	3.12

Goaltenders

GOALIE	W-L	GP	MP	GA	SO	GAA
Tom Barrasso	16-5	21	1233	58	1	2.82
Ken Wregget	0-0	1	40	4	0	6.00

YEAR-BY-YEAR PLAYOFF STATS

1993

PLAYERS	GP	G	A	PTS	PIM
Mario Lemieux	11	8	10	18	10
Ron Francis	12	6	11	17	19
Kevin Stevens	12	5	11	16	22
Rick Tocchet	12	7	6	13	24
Larry Murphy	12	2	11	13	10
Jaromir Jagr	12	5	4	9	23
Joe Mullen	12	4	2	6	6
Ulf Samuelsson	12	1	5	6	24
Mike Ramsey	12	0	6	6	4
Jeff Daniels	12	3	2	5	0
Shawn McEachern	12	3	2	5	10
Troy Loney	10	1	4	5	0
Dave Tippett	12	1	4	5	14
Martin Straka	11	2	1	3	2
Peter Taglianetti	11	1	2	3	16
Tom Barrasso	12	0	3	3	4
Kjell Samuelsson	12	0	3	3	2
Mike Needham	9	1	0	1	2
Paul Stanton	1	0	1	1	0
Mike Stapleton	4	0	0	0	0
Grant Jennings	12	0	0	0	8

1994

PLAYERS	GP	G	A	PTS	PIM
Mario Lemieux	6	4	3	7	2
Jaromir Jagr	6	2	4	6	16
Rick Tocchet	6	2	3	5	20
Larry Murphy	6	0	5	5	0
Kevin Stevens	6	1	1	2	10
Peter Taglianetti	5	0	2	2	16
Ron Francis	6	0	2	2	6
Shawn McEachern	6	1	0	1	2
Joe Mullen	6	1	0	1	2
Martin Straka	6	1	0	1	2
Greg Brown	6	0	1	1	4
Ulf Samuelsson	6	0	1	1	18
Larry DePalma	1	0	0	0	0
Greg Hawgood	1	0	0	0	0
Mike Ramsey	1	0	0	0	0
Bryan Trottier	2	0	0	0	0
Grant Jennings	3	0	0	0	2
Jim McKenzie	3	0	0	0	0
Chris Tamer	5	0	0	0	2
Tom Barrasso	6	0	0	0	4
Doug Brown	6	0	0	0	2
Kjell Samuelsson	6	0	0	0	26
Tomas Sandstrom	6	0	0	0	4

Goaltenders

GOALIE	W-L	GP	MP	GA	SO	GAA
Tom Barrasso	7-5	12	722	35	2	2.91

Goaltenders

GOALIE	W-L	GP	MP	GA	SO	GAA
Tom Barrasso	2-4	6	356	17	0	2.87

YEAR-BY-YEAR PLAYOFF STATS

1995

PLAYERS	GP	G	A	PTS	PIM
Ron Francis	12	6	13	19	4
Jaromir Jagr	12	10	5	15	6
Larry Murphy	12	2	13	15	0
Luc Robitaille	12	7	4	11	26
Kevin Stevens	12	4	7	11	21
Tomas Sandstrom	12	3	3	6	16
Norm Maciver	12	1	4	5	8
Troy Murray	12	2	1	3	12
Joe Mullen	12	0	3	3	4
Chris Joseph	10	1	1	2	12
Ulf Samuelsson	7	0	2	2	8
John Cullen	9	0	2	2	8
Shawn McEachern	11	0	2	2	8
Francois Leroux	12	0	2	2	14
Len Barrie	4	1	0	1	8
Kjell Samuelsson	11	0	1	1	32
Drake Berehowsky	1	0	0	0	0
Tom Barrasso	2	0	0	0	2
Richard Park	3	0	0	0	2
Peter Taglianetti	4	0	0	0	2
Chris Tamer	4	0	0	0	18
Rusty Fitzgerald	5	0	0	0	4
Jim McKenzie	5	0	0	0	4
Ian Moran	8	0	0	0	0
Mike Hudson	11	0	0	0	6
Ken Wregget	11	0	0	0	7

1996

PLAYERS	GP	G	A	PTS	PIM
Mario Lemieux	18	11	16	27	33
Jaromir Jagr	18	11	12	23	18
Petr Nedved	18	10	10	20	16
Sergei Zubov	18	1	14	15	26
J.J. Daigneault	17	1	9	10	36
Bryan Smolinski	18	5	4	9	10
Ron Francis	11	3	6	9	4
Dave Roche	16	2	7	9	26
Glen Murray	18	2	6	8	10
Chris Tamer	18	0	7	7	24
Tomas Sandstrom	18	4	2	6	30
Kevin Miller	18	3	2	5	8
Joe Dziedzic	16	1	2	3	19
Brad Lauer	12	1	1	2	4
Francois Leroux	18	1	1	2	20
Chris Joseph	15	1	0	1	8
Ken Wregget	9	0	1	1	0
Dmitri Mironov	15	0	1	1	10
Neil Wilkinson	15	0	1	1	14
Richard Park	1	0	0	0	0
Corey Foster	3	0	0	0	4
Stefan Bergkvist	4	0	0	0	2
Dave McLlwain	6	0	0	0	0
Alek Stojanov	9	0	0	0	19
Tom Barrasso	10	0	0	0	8

Goaltenders

GOALIE	W-L	GP	MP	GA	SO	GAA
Ken Wregget	5-6	11	661	33	1	3.00
Tom Barrasso	0-1	2	80	8	0	6.00

Goaltenders

GOALIE	W-L	GP	MP	GA	SO	GAA
Ken Wregget	7-2	9	599	23	0	2.30
Tom Barrasso	4-5	10	558	26	1	2.80

YEAR-BY-YEAR PLAYOFF STATS

1997

PLAYERS	GP	G	A	PTS	PIM
Jaromir Jagr	5	4	4	8	4
Mario Lemieux	5	3	3	6	4
Ron Francis	5	1	2	3	2
Ian Moran	5	1	2	3	4
Petr Nedved	5	1	2	3	12
Jason Woolley	5	0	3	3	0
Kevin Hatcher	5	1	1	2	4
Greg Johnson	5	1	0	1	2
Ed Olczyk	5	1	0	1	12
Fredrik Olausson	4	0	1	1	0
Stu Barnes	5	0	1	1	0
Joe Dziedzic	5	0	1	1	4
Alex Hicks	5	0	1	1	2
Joe Mullen	1	0	0	0	0
Francois Leroux	3	0	0	0	0
Craig Muni	3	0	0	0	0
Chris Tamer	4	0	0	0	4
Josef Beranek	5	0	0	0	2
Darius Kasparaitis	5	0	0	0	6
Neil Wilkinson	5	0	0	0	4
Ken Wregget	5	0	0	0	2

1998

PLAYERS	GP	G	A	PTS	PIM
Jaromir Jagr	6	4	5	9	2
Stu Barnes	6	3	3	6	2
Ron Francis	6	1	5	6	2
Jiri Slegr	6	0	4	4	2
Robert Lang	6	0	3	3	2
Fredrik Olausson	6	0	3	3	2
Ed Olczyk	6	2	0	2	4
Martin Straka	6	2	0	2	2
Rob Brown	6	1	0	1	4
Kevin Hatcher	6	1	0	1	12
Brad Werenka	6	1	0	1	8
Aleksey Morozov	6	0	1	1	2
Chris Tamer	6	0	1	1	4
Tyler Wright	6	0	1	1	4
Tuomas Gronman	1	0	0	0	0
Andreas Johansson	1	0	0	0	0
Darius Kasparaitis	5	0	0	0	8
Sean Pronger	5	0	0	0	4
Tom Barrasso	6	0	0	0	2
Alex Hicks	6	0	0	0	2
Ian Moran	6	0	0	0	2

Goaltenders

GOALIE	W-L	GP	MP	GA	SO	GAA
Ken Wregget	1-4	5	297	18	0	3.64

Goaltenders

GOALIE	W-L	GP	MP	GA	SO	GAA
Tom Barrasso	2-4	6	376	17	0	2.71

YEAR-BY-YEAR PLAYOFF STATS

1999

PLAYERS	GP	G	A	PTS	PIM
Martin Straka	13	6	9	15	6
Jaromir Jagr	9	5	7	12	16
Alex Kovalev	10	5	7	12	14
Kip Miller	13	2	7	9	19
German Titov	11	3	5	8	4
Rob Brown	13	2	5	7	8
Jan Hrdina	13	4	1	5	12
Kevin Hatcher	13	2	3	5	4
Jiri Slegř	13	1	3	4	12
Aleksey Morozov	10	1	1	2	0
Brad Werenka	13	1	1	2	6
Robert Lang	12	0	2	2	0
Ian Moran	13	0	2	2	8
Greg Andrusak	12	1	0	1	6
Bobby Dollas	13	1	0	1	6
Dan Kesa	13	1	0	1	0
Maxim Galanov	1	0	0	0	0
Victor Ignatjev	1	0	0	0	2
Todd Hlushko	2	0	0	0	0
Brian Bonin	3	0	0	0	0
Martin Sonnenberg	7	0	0	0	0
Matthew Barnaby	13	0	0	0	35
Tom Barrasso	13	0	0	0	4
Tyler Wright	13	0	0	0	19

2000

PLAYERS	GP	G	A	PTS	PIM
Jaromir Jagr	11	8	8	16	6
Jan Hrdina	9	4	8	12	2
Martin Straka	11	3	9	12	10
Robert Lang	11	3	3	6	0
Janne Laukkanen	11	2	4	6	10
Alex Kovalev	11	1	5	6	10
Jiri Slegř	10	2	3	5	19
Tyler Wright	11	3	1	4	17
Rob Brown	11	1	2	3	0
Josef Beranek	11	0	3	3	4
Rene Corbet	7	1	1	2	9
Darius Kasparaitis	11	1	1	2	10
Matthew Barnaby	11	0	2	2	29
Bob Boughner	11	0	2	2	15
John Slaney	2	1	0	1	2
Pat Falloon	10	1	0	1	2
Hans Jonsson	11	0	1	1	6
Ian Moran	11	0	1	1	2
Peter Skudra	1	0	0	0	0
Michal Rozsival	2	0	0	0	4
Aleksey Morozov	5	0	0	0	0
Peter Popovic	10	0	0	0	10
Ron Tugnutt	11	0	0	0	2

Goaltenders

GOALIE	W-L	GP	MP	GA	SO	GAA
Tom Barrasso	6-7	13	787	35	1	2.67

Goaltenders

GOALIE	W-L	GP	MP	GA	SO	GAA
Ron Tugnutt	6-5	11	746	22	2	1.77
Peter Skudra	0-0	1	20	1	0	3.00

YEAR-BY-YEAR PLAYOFF STATS

2001

PLAYERS	GP	G	A	PTS	PIM
Mario Lemieux	18	6	11	17	4
Martin Straka	18	5	8	13	8
Jaromir Jagr	16	2	10	12	18
Alex Kovalev	18	5	5	10	16
Andrew Ference	18	3	7	10	16
Robert Lang	16	4	4	8	4
Jan Hrdina	18	2	5	7	8
Kevin Stevens	17	3	3	6	20
Aleksey Morozov	18	3	3	6	6
Janne Laukkanen	18	2	2	4	14
Wayne Primeau	18	1	3	4	2
Darius Kasparaitis	17	1	1	2	26
Josef Beranek	13	0	2	2	2
Rene Corbet	17	1	0	1	12
Marc Bergevin	12	0	1	1	2
Bob Boughner	18	0	1	1	22
Ian Moran	18	0	1	1	4
Jean-Sebastien Aubin	1	0	0	0	0
Dan LaCouture	5	0	0	0	2
Krzysztof Oliwa	5	0	0	0	16
Milan Kraft	8	0	0	0	2
Hans Jonsson	16	0	0	0	8
Johan Hedberg	18	0	0	0	0

2007

PLAYERS	GP	G	A	PTS	PIM
Sidney Crosby	5	3	2	5	4
Gary Roberts	5	2	2	4	2
Sergei Gonchar	5	1	3	4	2
Evgeni Malkin	5	0	4	4	8
Mark Recchi	5	0	4	4	0
Jordan Staal	5	3	0	3	2
Ryan Whitney	5	1	1	2	6
Michel Ouellet	5	0	2	2	6
Colby Armstrong	5	0	1	1	11
Maxime Talbot	5	0	1	1	7
Nils Ekman	1	0	0	0	0
Jocelyn Thibault	1	0	0	0	0
Georges Laraque	2	0	0	0	0
Ronald Petrovicky	3	0	0	0	2
Erik Christensen	4	0	0	0	6
Mark Eaton	5	0	0	0	0
Marc-Andre Fleury	5	0	0	0	0
Ryan Malone	5	0	0	0	0
Josef Melichar	5	0	0	0	2
Brooks Orpik	5	0	0	0	8
Jarkko Ruutu	5	0	0	0	10
Rob Scuderi	5	0	0	0	2

Goaltenders

GOALIE	W-L	GP	MP	GA	SO	GAA
Johan Hedberg	9-9	18	1123	43	2	2.30
Jean-Sebastien Aubin	0-0	1	1	0	0	0.00

Goaltenders

GOALIE	W-L	GP	MP	GA	SO	GAA
Marc-Andre Fleury	1-4	5	287	18	0	3.76
Jocelyn Thibault	0-0	1	8	0	0	0.00

YEAR-BY-YEAR PLAYOFF STATS

2008

PLAYERS	GP	G	A	PTS	PIM
Sidney Crosby	20	6	21	27	12
Marian Hossa	20	12	14	26	12
Evgeni Malkin	20	10	12	22	24
Ryan Malone	20	6	10	16	25
Sergei Gonchar	20	1	13	14	8
Petr Sykora	20	6	3	9	16
Maxime Talbot	17	3	6	9	36
Jordan Staal	20	6	1	7	14
Pascal Dupuis	20	2	5	7	18
Ryan Whitney	20	1	5	6	25
Adam Hall	17	3	1	4	8
Gary Roberts	11	2	2	4	32
Tyler Kennedy	20	0	4	4	13
Jarkko Ruutu	20	2	1	3	26
Georges Laraque	15	1	2	3	4
Rob Scuderi	20	0	3	3	2
Kris Letang	16	0	2	2	12
Brooks Orpik	20	0	2	2	18
Hal Gill	20	0	1	1	12
Darryl Sydor	4	0	0	0	2
Marc-Andre Fleury	20	0	0	0	2

2009

PLAYERS	GP	G	A	PTS	PIM
Evgeni Malkin	24	14	22	36	51
Sidney Crosby	24	15	16	31	14
Bill Guerin	24	7	8	15	15
Ruslan Fedotenko	24	7	7	14	4
Sergei Gonchar	22	3	11	14	12
Chris Kunitz	24	1	13	14	19
Maxime Talbot	24	8	5	13	19
Kris Letang	23	4	9	13	26
Tyler Kennedy	24	5	4	9	4
Jordan Staal	24	4	5	9	8
Mark Eaton	24	4	3	7	10
Matt Cooke	24	1	6	7	22
Miroslav Satan	17	1	5	6	11
Craig Adams	24	3	2	5	16
Rob Scuderi	24	1	4	5	6
Philippe Boucher	9	1	3	4	4
Brooks Orpik	24	0	4	4	22
Hal Gill	24	0	2	2	6
Alex Goligoski	2	0	1	1	0
Petr Sykora	7	0	1	1	0
Mathieu Garon	1	0	0	0	0
Pascal Dupuis	16	0	0	0	8
Marc-Andre Fleury	24	0	0	0	2

Goaltenders

GOALIE	W-L	GP	MP	GA	SO	GAA
Marc-Andre Fleury	14-6	20	1251	41	3	1.97

Goaltenders

GOALIE	W-L	GP	MP	GA	SO	GAA
Marc-Andre Fleury	16-8	24	1447	63	0	2.61
Mathieu Garon	0-0	1	24	0	0	0.00

YEAR-BY-YEAR PLAYOFF STATS

2010

PLAYERS	GP	G	A	PTS	PIM
Sidney Crosby	13	6	13	19	6
Sergei Gonchar	13	2	10	12	4
Evgeni Malkin	13	5	6	11	6
Chris Kunitz	13	4	7	11	8
Bill Guerin	11	4	5	9	2
Alex Goligoski	13	2	7	9	2
Pascal Dupuis	13	2	6	8	4
Kris Letang	13	5	2	7	6
Matt Cooke	13	4	2	6	22
Maxime Talbot	13	2	4	6	11
Jordan Staal	11	3	2	5	6
Alexei Ponikarovsky	11	1	4	5	4
Craig Adams	13	2	1	3	15
Mark Eaton	13	0	3	3	4
Brooks Orpik	13	0	2	2	12
Mark Letestu	4	0	1	1	0
Chris Conner	1	0	0	0	0
Brent Johnson	1	0	0	0	0
Jay McKee	5	0	0	0	2
Ruslan Fedotenko	6	0	0	0	4
Jordan Leopold	8	0	0	0	2
Tyler Kennedy	10	0	0	0	2
Mike Rupp	11	0	0	0	8
Marc-Andre Fleury	13	0	0	0	2

2011

PLAYERS	GP	G	A	PTS	PIM
Arron Asham	7	3	1	4	2
Maxime Talbot	7	1	3	4	14
Kris Letang	7	0	4	4	10
Tyler Kennedy	7	2	1	3	2
Jordan Staal	7	1	2	3	2
Brooks Orpik	7	0	3	3	14
Alex Kovalev	7	1	1	2	10
James Neal	7	1	1	2	6
Mike Rupp	7	1	1	2	4
Ben Lovejoy	7	0	2	2	4
Paul Martin	7	0	2	2	2
Chris Kunitz	6	1	0	1	6
Craig Adams	7	1	0	1	2
Chris Conner	7	1	0	1	0
Pascal Dupuis	7	1	0	1	2
Mark Letestu	7	0	1	1	0
Zbynek Michalek	7	0	1	1	0
Matt Niskanen	7	0	1	1	0
Brent Johnson	1	0	0	0	2
Eric Tangradi	1	0	0	0	0
Marc-Andre Fleury	7	0	0	0	0

Goaltenders

GOALIE	W-L	GP	MP	GA	SO	GAA
Marc-Andre Fleury	7-6	13	798	37	1	2.78
Brent Johnson	0-0	1	31	1	0	1.94

Goaltenders

GOALIE	W-L	GP	MP	GA	SO	GAA
Marc-Andre Fleury	3-4	7	405	17	1	2.52
Brent Johnson	0-0	1	34	4	0	7.06

YEAR-BY-YEAR PLAYOFF STATS

2012

PLAYERS	GP	G	A	PTS	PIM
Jordan Staal	6	6	3	9	2
Sidney Crosby	6	3	5	8	9
Evgeni Malkin	6	3	5	8	6
Tyler Kennedy	6	3	3	6	2
James Neal	5	2	4	6	12
Pascal Dupuis	6	2	4	6	0
Chris Kunitz	6	2	4	6	8
Steve Sullivan	6	2	4	6	4
Kris Letang	6	1	4	5	21
Matt Cooke	6	0	4	4	16
Matt Niskanen	4	1	2	3	6
Paul Martin	3	1	0	1	0
Richard Park	2	0	1	1	2
Eric Tangradi	2	0	1	1	0
Deryk Engelland	6	0	1	1	14
Marc-Andre Fleury	6	0	1	1	0
Zbynek Michalek	6	0	1	1	0
Brent Johnson	1	0	0	0	0
Ben Lovejoy	2	0	0	0	0
Arron Asham	3	0	0	0	10
Simon Despres	3	0	0	0	2
Brian Strait	3	0	0	0	0
Joe Vitale	4	0	0	0	12
Craig Adams	5	0	0	0	19
Brooks Orpik	6	0	0	0	4

2013

PLAYERS	GP	G	A	PTS	PIM
Evgeni Malkin	15	4	12	16	26
Kris Letang	15	3	13	16	8
Sidney Crosby	14	7	8	15	8
Jarome Iginla	15	4	8	12	16
Pascal Dupuis	15	7	4	11	12
Paul Martin	15	2	9	11	4
James Neal	13	6	4	10	8
Chris Kunitz	15	5	5	10	6
Tyler Kennedy	9	2	3	5	2
Brenden Morrow	14	2	2	4	8
Matt Cooke	15	0	4	4	35
Douglas Murray	15	2	1	3	32
Brandon Sutter	15	2	1	3	0
Mark Eaton	8	0	3	3	0
Jussi Jokinen	8	0	3	3	4
Brooks Orpik	12	1	1	2	10
Matt Niskanen	15	0	2	2	11
Tanner Glass	5	1	0	1	4
Beau Bennett	6	1	0	1	0
Marc-Andre Fleury	5	0	1	1	0
Joe Vitale	6	0	1	1	6
Craig Adams	15	0	1	1	10
Simon Despres	3	0	0	0	0
Deryk Engelland	7	0	0	0	8
Tomas Vokoun	11	0	0	0	0

Goaltenders

GOALIE	W-L	GP	MP	GA	SO	GAA
Marc-Andre Fleury	2-4	6	337	26	0	4.63
Brent Johnson	0-0	1	20	2	0	6.00

Goaltenders

GOALIE	W-L	GP	MP	GA	SO	GAA
Tomas Vokoun	6-5	11	685	23	1	2.01
Marc-Andre Fleury	2-2	5	290	17	1	3.52

YEAR-BY-YEAR PLAYOFF STATS

2014

PLAYERS	GP	G	A	PTS	PIM
Evgeni Malkin	13	6	8	14	8
Jussi Jokinen	13	7	3	10	10
Matt Niskanen	13	2	7	9	8
Sidney Crosby	13	1	8	9	4
Chris Kunitz	13	3	5	8	16
Paul Martin	13	0	8	8	6
Brandon Sutter	13	5	2	7	2
Kris Letang	13	2	4	6	14
Beau Bennett	12	1	4	5	8
James Neal	13	2	2	4	24
Olli Maatta	13	0	4	4	0
Brian Gibbons	8	2	1	3	2
Lee Stempniak	13	2	1	3	6
Brooks Orpik	5	1	1	2	0
Craig Adams	13	1	1	2	2
Robert Bortuzzo	8	0	1	1	4
Marcel Goc	9	0	1	1	4
Jayson Megna	2	0	0	0	0
Tanner Glass	8	0	0	0	4
Marc-Andre Fleury	13	0	0	0	0
Rob Scuderi	13	0	0	0	6
Joe Vitale	13	0	0	0	4

2015

PLAYERS	GP	G	A	PTS	PIM
Sidney Crosby	5	2	2	4	0
Patric Hornqvist	5	2	1	3	2
Chris Kunitz	5	1	2	3	8
Nick Spaling	5	1	1	2	4
Brandon Sutter	5	1	1	2	2
Ian Cole	5	0	2	2	8
Steve Downie	5	0	2	2	4
Ben Lovejoy	5	0	2	2	0
Paul Martin	5	0	2	2	2
Blake Comeau	5	1	0	1	8
David Perron	5	0	1	1	4
Beau Bennett	2	0	0	0	0
Scott Wilson	3	0	0	0	0
Taylor Chorney	5	0	0	0	2
Brian Dumoulin	5	0	0	0	0
Marc-Andre Fleury	5	0	0	0	0
Maxim Lapierre	5	0	0	0	0
Evgeni Malkin	5	0	0	0	0
Rob Scuderi	5	0	0	0	0
Daniel Winnik	5	0	0	0	2

Goaltenders

GOALIE	W-L	GP	MP	GA	SO	GAA
Marc-Andre Fleury	7-6	13	800	32	2	2.40

Goaltenders

GOALIE	W-L	GP	MP	GA	SO	GAA
Marc-Andre Fleury	1-4	5	312	11	0	2.12

YEAR-BY-YEAR PLAYOFF STATS

2016

PLAYERS	GP	G	A	PTS	PIM
Phil Kessel	24	10	12	22	4
Sidney Crosby	24	6	13	19	4
Evgeni Malkin	23	6	12	18	18
Nick Bonino	24	4	14	18	12
Carl Hagelin	24	6	10	16	14
Kris Letang	23	3	12	15	22
Patric Hornqvist	24	9	4	13	10
Chris Kunitz	24	4	8	12	15
Conor Sheary	23	4	6	10	8
Bryan Rust	23	6	3	9	6
Brian Dumoulin	24	2	6	8	2
Olli Maatta	18	0	7	7	4
Matt Cullen	24	4	2	6	8
Ben Lovejoy	24	2	4	6	12
Trevor Daley	15	1	5	6	10
Tom Kuhnhackl	24	2	3	5	0
Eric Fehr	23	3	1	4	6
Justin Schultz	15	0	4	4	0
Ian Cole	24	1	2	3	14
Beau Bennett	1	0	0	0	0
Marc-Andre Fleury	2	0	0	0	0
Derrick Pouliot	2	0	0	0	2
Oskar Sundqvist	2	0	0	0	0
Jeff Zatkoff	2	0	0	0	0
Matt Murray	21	0	0	0	4

2017

PLAYERS	GP	G	A	PTS	PIM
Evgeni Malkin	25	10	18	28	53
Sidney Crosby	24	8	19	27	10
Phil Kessel	25	8	15	23	2
Jake Guentzel	25	13	8	21	10
Justin Schultz	21	4	9	13	4
Chris Kunitz	20	2	9	11	27
Bryan Rust	23	7	2	9	10
Patric Hornqvist	19	5	4	9	18
Matt Cullen	25	2	7	9	24
Ian Cole	25	0	9	9	22
Ron Hainsey	25	2	6	8	6
Olli Maatta	25	2	6	8	12
Nick Bonino	21	4	3	7	2
Conor Sheary	22	2	5	7	4
Scott Wilson	20	3	3	6	11
Brian Dumoulin	25	1	5	6	6
Trevor Daley	21	1	4	5	24
Carter Rowney	20	0	3	3	4
Carl Hagelin	15	2	0	2	19
Tom Kuhnhackl	11	1	1	2	4
Mark Streit	3	0	2	2	0
Josh Archibald	4	0	0	0	2
Chad Ruhwedel	6	0	0	0	4
Matt Murray	11	0	0	0	0
Marc-Andre Fleury	15	0	0	0	0

Goaltenders

GOALIE	W-L	GP	MP	GA	SO	GAA
Matt Murray	15-6	21	1267	44	1	2.08
Jeff Zatkoff	1-1	2	117	6	0	3.08
Marc-Andre Fleury	0-1	2	79	4	0	3.04

Goaltenders

GOALIE	W-L	GP	MP	GA	SO	GAA
Marc-Andre Fleury	9-6	15	867	37	2	2.56
Matt Murray	7-3	11	669	19	3	1.70

OPPONENT PLAYOFF LEADERS

Scoring Leaders

PLAYER	TEAM(S)	GP	G	A	PTS	PIM
Peter Bondra	Washington	39	19	12	31	32
Alex Ovechkin	Washington	20	12	14	26	14
Michal Pivonka	Washington	31	8	18	26	60
Calle Johansson	Washington	36	8	17	25	14
Dale Hunter	Washington	27	7	17	24	87
Joe Juneau	BOS/WSH	22	6	18	24	29
Claude Giroux	Philadelphia	12	8	11	19	17
Nicklas Backstrom	Washington	20	7	12	19	6
Daniel Alfredsson	Ottawa	18	7	11	18	14
Mike Ridley	Washington	18	3	15	18	4
Sergei Gonchar	WSH/OTT	29	6	11	17	18
Jaromir Jagr	NYR/PHI/BOS	15	4	13	17	12
Tim Kerr	PHI/NYR	4	11	5	16	2
Brian Rafalski	NJD/DET	18	6	10	16	6
Dimitri Khristich	Washington	28	6	10	16	25
Mark Recchi	MTL/PHI	12	5	11	16	6
Brian Leetch	NY Rangers	15	4	12	16	6

Goaltending Leaders (min: 3 games)

GOALTENDER	TEAM(S)	GP	MP	GA	SO	GAA	W-L
Tuukka Rask	Boston	4	275	2	2	0.44	4-0
Glenn Resch	NY Islanders	4	240	4	1	1.00	4-0
Jacques Plante	St. Louis	3	180	4	1	1.33	2-1
Chris Osgood	Detroit	13	826	23	3	1.67	7-6
Dwayne Roloson	Tampa Bay	7	441	13	1	1.77	4-3
Wayne Thomas	Toronto	5	300	9	1	1.80	3-2
Ray Emery	Ottawa	5	299	10	1	2.01	4-1
Martin Brodeur	New Jersey	17	1041	35	2	2.02	11-6
Curtis Joseph	Toronto	6	363	13	0	2.15	4-2
Gerry Cheevers	Boston	9	540	20	0	2.22	7-2
Martin Jones	San Jose	6	370	14	0	2.27	2-4
Dominik Hasek	CHI/BUF	8	505	20	0	2.38	3-5
Jaroslav Halak	Montreal	7	403	16	0	2.38	4-3
Olaf Kolzig	Washington	18	1044	42	1	2.41	6-11
Henrik Lundqvist	NY Rangers	22	1237	50	1	2.43	10-11
Gary Smith	OAK/CHI	5	308	13	1	2.53	1-4
Antti Raanta	NY Rangers	3	94	4	0	2.56	0-1
Braden Holtby	Washington	13	771	33	0	2.57	5-8
Garth Snow	Philadelphia	5	300	13	0	2.60	4-1
John Vanbiesbroeck	NYR/FLA	13	712	31	0	2.61	4-9
Byron Dafoe	Washington	3	138	6	0	2.61	0-2
Pekka Rinne	Nashville	6	300	14	0	2.80	2-4
Don Beaupre	Washington	16	937	44	1	2.82	8-7

MEDIA INFORMATION



MEDIA ENTRANCE:

Members of the media can access PPG Paints Arena through the administrative entrance located near the corner of Fifth Avenue and Washington Place, just to the right of the People's Gas box office.

Media with proper accreditation should proceed to the 1st floor, using the elevators just inside the administrative entrance. Media will pass through three sets of double doors before turning right down the hallway towards the media areas. The media workroom will be on the left and the elevators to the media level are located further down the hallway to the right.

The Penguins require all members of the media to display credentials at all times inside PPG Paints Arena.

MEDIA WORKROOM:

The media workroom is located on the lower level in the south end of the building. Members of the media and game night staff must show passes or credentials at the door for admittance. The media room will be open two hours prior to the start of each game with dinner and beverages available for purchase.

The media workroom is equipped with wireless Internet, electrical outlets and a mult box. The media room is open to the media on all game days.

MEDIA LEVEL:

The media level is located on the east side of the building above sections 216-223. It is for game personnel and working members of the media only. Designated elevators to the media level are located down the hallway from the media room in the south end of the building. Take the elevators to the 7th floor and exit to the right.

Please note that ALL seats in the media level are assigned and media should refer to the posted seating charts for direction.

INDIVIDUAL GAME CREDENTIALS:

Game-by-game credentials will be issued based on availability and should be reserved as early as possible. Major daily newspapers, radio and television will receive priority in handling game-by-game requests. Requests from independent websites, freelance writers or blogs will not be fulfilled. These requests must be submitted to Kaylea Konoval (kkonoval@pittsburghpenguins.com) no later than 48 hours prior to the game. **THERE WILL BE NO EXCEPTIONS.**

Game-by-game credentials can be picked up at the designated media entrance located to the right of the box office along Fifth Avenue two hours prior to game time.

Penguins team photographers and photographers affiliated with major media outlets that cover the team on a regular basis will be given priority for ice-level positions. All photographers at ice-level will be shooting through open holes in the glass. Single-game photographer credentials will be available on a game-by-game basis and assignments may rotate each period. Photo assignments will be posted in the media workroom and the photographer workroom prior to each game.

The Penguins will provide stools to be used at all ice-level photo positions. The stools will be numbered and available for pick up inside the photographer workroom. All stools must be signed out and returned to the workroom at the end of the night. The Penguins require that all ice-level photographers use the provided stools as a courtesy to our fans.

TELEVISION CREWS:

Due to seating limitations, television crews will not be assigned seating in the media level. Only on-air talent will be assigned seats in the media level. Television crews are asked to view the game in the media workroom.

TV crews are not permitted to shoot highlight footage of game action.

LOCKER ROOM ACCESS:

The locker rooms are located behind the player benches on the west side of the building on the lower level. Both are accessible via the hallway from the media workroom.

The Penguins locker room will open no later than five minutes after the conclusion of the game per NHL regulations. Please be advised that this includes allotted time for post-game television interviews and the three stars ceremony. The Penguins training room, lounge and the players' dressing area is off-limits to the media at all times. The entrance to the Penguins locker room is through the double doors across from Suite 66 on the lower level.

At the conclusion of practice, the locker room will be open as per NHL requirements. Media are not permitted to access the Penguins runway at any time during practices or morning skates.

Only working members of the media with proper media credentials will be admitted to the locker rooms. Interns are permitted in the locker room in a working capacity. They are not permitted to observe or "assist" full-time members of the media during availability. **Still photography is prohibited inside the locker room.**

POST-GAME PROCEDURES:

Post-game briefings with Penguins head coach Mike Sullivan will be held after each game in the media room. Wireless Internet and a mult box will be available in the media room.

Post-game availability with the visiting head coach will be in the hallway near the visiting locker room.

Post-game audio from both coaches is available via email. Please see a member of the communications staff prior to the start of the game to be added to the distribution list.

Game notes and statistics will be available online and in the media workroom prior to practices and morning skates as well as the media level on game nights. Additional information from the NHL will also be available at these locations throughout the regular season.

Game summaries are available after each period in the media level. Final game summaries are distributed in the media level and media workroom after the game. If you require any special needs, please see a member of the Penguins communications staff.

PRACTICES AND MORNING SKATES:

Practice sessions are open to all accredited members of the media. The Penguins communications department will email out a practice and availability schedule at the beginning of each month. This email will contain a JPEG that can be saved directly to your phone. All times and locations are subject to change. The communications department will send an advisory when times or locations change. **Credentials are required at practices.**

RADIO NETWORK:

"The X", 105.9 FM, will serve as the Penguins' flagship radio station for the 2017-18 season. Hall of Famer Mike Lange and two-time Stanley Cup champion Phil Bourque will call the action for all 82 games. "The X" is part of the Clear Channel Communications group.

TELEVISION COVERAGE:

AT&T SportsNet continues its extraordinary coverage of Penguins games this season, producing a minimum of 70 games. Steve Mears and two-time Stanley Cup champion Bob Errey will call the action along with rink-side reporter, Dan Potash.

COMMUNICATIONS DEPARTMENT

Tom McMillan	412-255-1828	<i>Vice President Communications</i> tmcmillan@pittsburghpenguins.com
Jennifer Bullano	412-255-1777	<i>Sr. Director of Communications</i> jbullano@pittsburghpenguins.com
Jason Seidling	412-255-1804	<i>Manager of Communications</i> jseidling@pittsburghpenguins.com
Kaylea Konoval	412-255-1809	<i>Communications Graduate Assistant</i> kkonoval@pittsburghpenguins.com
Sam Kasan	412-255-1893	<i>Director of Content</i> skasan@pittsburghpenguins.com
Michelle Crechiolo	412-255-1825	<i>Manager of Content</i> mcrechiolo@pittsburghpenguins.com
Paul Steigerwald	412-642-1300	<i>Communications Specialist</i> psteigerwald@pittsburghpenguins.com

AT&T SPORTSNET BROADCAST TEAM

STEVE MEARS

PLAY-BY-PLAY ANNOUNCER



Steve Mears enters his first season as television play-by-play broadcaster of the Penguins on AT&T SportsNet. He has spent the last five seasons with NHL Network, which included serving as host of NHL Live, NHL NOW and as play-by-play announcer for the World Junior Hockey Championship and NHL International. As the voice of NHL International, Mears has called numerous outdoor NHL games, All-Star Games, and the last two Stanley Cup Finals which have been won by the Penguins. While living in New York City, he also broadcast games for the New York Rangers and was a host on the MSG Radio Network.

Prior to his time at NHL Network, Mears spent three years as a host on the Penguins Radio Network and PensTV, including the final season at the Civic Arena. From 2006 to 2009, he also served as the radio play-by-play broadcaster for the New York Islanders, his first job in the NHL.

Mears is a 2002 graduate of Bowling Green State University, where he broadcast games for the Falcon hockey team for four years. Following his college tenure, he worked in minor league hockey as the voice of the Bossier-Shreveport Mudbugs in Bossier City, Louisiana for four seasons. He was named CHL Broadcaster of the Year in 2005.

A Western PA native, Mears grew up in Murrysville and is a graduate of Franklin Regional High School.

BOB ERREY

COLOR ANALYST



Bob Errey is in his 14th season on Penguins television broadcasts, where he joins Steve Mears.

Previously, Errey worked as the color commentator for Penguins radio broadcasts alongside Paul Steigerwald for four seasons.

During the offseason, Errey has worked several years for Canadian television outlet TSN doing studio work during the World Championships.

Errey was the Penguins' first-round draft pick in 1983 and played 11 seasons in Pittsburgh, recording 132 goals, 272 points and 651 penalty minutes in 572 games.

A speedy two-way winger and excellent penalty killer, Errey was a key member of team's two Stanley Cup championships in 1991 and '92.

Errey also played for Buffalo, San Jose, Detroit, Dallas and the New York Rangers in a 15-year NHL career. In 895 games, he registered 170 goals, 382 points and 1,005 penalty minutes.



PENGUINS RADIO NETWORK

MIKE LANGE

PLAY-BY-PLAY ANNOUNCER



One of the most unique broadcasters in professional sports, Mike Lange is in his 43rd year as the voice of the Penguins, handling radio play-by-play on the club's flagship station, 105.9 FM "The X".

Known for his creative and colorful style, including trademark phrases such as "Buy Sam A Drink And Get His Dog One, Too," Lange was awarded the Foster Hewitt award by the Hockey Hall of Fame in 2001.

Lange's relationship with the Penguins began in 1974-75, when he broke into the NHL as a radio play-by-play man. He left for one season, but returned in 1976-77 and has been a fixture on the Penguins' scene ever since.


Lange did radio exclusively until 1979, when games were simulcast on radio and TV. He served as the television voice of the Penguins through 2005-06, before returning to the radio booth in 2006-07.

A native of Sacramento, California, Lange earned a degree in broadcasting from Sacramento State University before starting his career as the voice of the Phoenix Roadrunners (WHL) in 1970. He also served as the play-by-play voice of the San Diego Gulls (WHL) in 1973-74 before joining the Penguins.

In addition to his tenure with the Penguins, Lange handled play-by-play duties for the Pittsburgh Pirates in 1986-87. A well-known member of the Pittsburgh community, Lange makes numerous personal appearances throughout the year and is actively involved in charity work.

PHIL BOURQUE

COLOR ANALYST



Two-time Stanley Cup champion Phil Bourque is in his 15th season on the Penguins broadcast team, serving as color commentator alongside Mike Lange.

A gritty winger/defenseman, Bourque was signed by Pittsburgh as a free agent in 1982, and went on to record 164 points (75G-89A) in 344 regular-season games with the Penguins between 1983 and 1992. For his career he totaled 199 points (88G-111A) in 477 games with the Penguins, New York Rangers and Ottawa.

Since retiring from professional hockey in 2000, Bourque has co-hosted Penguins pre- and post-game shows on the Penguins Radio Network and has worked as a contributor for AT&T Sportsnet's coverage of Penguins hockey.





2017.18 ON AND OFF-ICE OFFICIALS

REFEREES

Anderson, Reid*	49
Brenk, Jacob	26
Charron, Francis	6
Chmielewski, Tom	18
Dwyer, Gord	19
Furlatt, Eric	27
Hanson, Trevor	14
Hebert, Ghislain	22
Hebert, Jean	15
Jackson, Dave	8
Joannette, Marc	25
Kowal, Tom	32
Kozari, Steve	40
Lambert, Pierre*	47
L'Ecuyer, Frederick	17
Lee, Chris	28
Leggo, Mike	3
Luxmore, Thomas John	21
MacDougall, Peter*	45
McCauley, Wes	4
McIsaac, Jon	2
Meier, Brad	34
Morton, Dean	36
Nicholson, Kendrick	30
O'Halloran, Dan	13
O'Rourke, Dan	9
Peel, Tim	20
Pochmara, Brian	16
Pollock, Kevin	33
Rank, Garrett	7
Rehman, Kyle	10
Romasko, Evgeny*	39
Rooney, Chris	5
Schlenker, Chris*	48
Skilliter, Graham	24
South, Furman*	44
St-Laurent, Francois	38
St. Pierre, Justin	12
Sutherland, Kelly	11
Voss, Cameron*	41
Walsh, Ian	29
Watson, Brad	23

LINESMEN

Alphonso, Shandor	52
Amell, Derek	75
Barton, Steve	59
Berg, Devin	87
Brisebois, David	96
Cameron, Lonnie	74
Cherrey, Scott	50
Cormier, Michel	76
Daisy, Ryan	81
Devorski, Greg	54
Driscoll, Scott	68
Galloway, Ryan	82
Gawryletz, Brandon	64
Gibbons, Ryan	58
Gibbs, Darren	66
Henderson, Don	91
Heyer, Shane	55
Knorr, Trent	63
Kovachik, Brad	71
Mach, Brian	78
MacPherson, Matt	83
Miller, Steve	89
Mills, Bevan*	53
Murchison, Kiel	79
Murphy, Brian	93
Murray, Jonny	95
Nagy, Kory	97
Nansen, Derek	70
Nowak, Tim	77
Pancich, Bryan	94
Racicot, Pierre	65
Rody, Vaughan	73
Sericolo, Anthony	84
Smith, Andrew	51
Shewchyk, Mark	92
Suchanek, Libor*	60
Wheler, Mark	56

NHL OFF-ICE OFFICIALS

Dan Aubele	Joe Ferraro	Zack Haney	Bob Maitland	Leo Rudzki	Eugene Susi	Jeff Stuart
Read Connolly	Todd Gally	DJ Johnson	Mike McGuire	Keith Schreiber	Dan Wagner	Andy Tumas
Jim Duss	Jim Gricar	Chris Keller	Bob Moretti	Phil Spano	Jim Weaver	Dennis Lohr



TRADITION ELEVATED

YOUR HOME FOR PENGUINS[®] HOCKEY



2017.18 KEY DATES

(subject to change – as of September 11, 2017)

SEPTEMBER

7	Rookie camps open
14	Training camps open
16	Preseason schedule begins
21	2017 NHL China Games™: Los Angeles Kings vs. Vancouver Canucks (Mercedes-Benz Arena, Shanghai, China)
21	6th Annual CCM/USA Hockey All-American Prospects Game (KeyBank Center, Buffalo, NY)
23	2017 NHL China Games™: Vancouver Canucks vs. Los Angeles Kings (Wukesong Arena, Beijing, China)
24	2017 Kraft Hockeyville™ USA: Pittsburgh Penguins vs. St. Louis Blues (UPMC Lemieux Sports Complex, Cranberry Township, Penn.)
25	2017 Kraft Hockeyville Canada: Ottawa Senators vs. New Jersey Devils (Credit Union Place, Summerside, PEI)

OCTOBER

3	Opening day playing rosters set (5 p.m. ET)
4	Opening night of 2017-18 NHL regular season (4 games)
4	Pittsburgh Penguins raise Stanley Cup banner (vs. St. Louis Blues)
5	First regular-season game at Little Caesars Arena (Minnesota Wild @ Detroit Red Wings)
6	First NHL game for Vegas Golden Knights (vs. Dallas Stars)
10	First NHL home game for Golden Knights at T-Mobile Arena (vs. Arizona Coyotes)
23	NHL Alumni Awards Gala – Honorees: Mario Lemieux, Wendy McCreary (Toronto, Ont.)

NOVEMBER

1	Hockey Fights Cancer Awareness Month
10-11	2017 SAP NHL Global Series™: Colorado Avalanche & Ottawa Senators (Ericsson Globe, Stockholm, Sweden)
10	Hockey Hall of Fame Game: Boston Bruins at Toronto Maple Leafs
13	Hockey Hall of Fame Induction Ceremony (Toronto, Ont.): Inductees: Dave Andreychuk, Danielle Goyette, Paul Kariya, Mark Recchi, Teemu Selanne (Player category); Clare Drake, Jeremy Jacobs (Builder category); Cam Cole, Dave Strader (Media honorees).
17	NHL General Managers' Meeting (Le Windsor Hotel, Montreal, Que.)
24	2017 Discover NHL Thanksgiving Showdown™: Pittsburgh Penguins at Boston Bruins
26	NHL Founders Day (1917)

DECEMBER

1	Signing deadline for Group 2 free agents (5 p.m. ET)
13	U.S. Hockey Hall of Fame Induction (Inductees: Kevin Collins, Jack Parker, Ben Smith, Ron Wilson, Scott Young) and Celebration of Lester Patrick (Recipients: TBA) (Boston, Mass.)
16	2017 Scotiabank NHL 100 Classic™: Montreal Canadiens at Ottawa Senators (Lansdowne Park, Ottawa, Ont.)
19	100th Anniversary of League's first games played
19-27	Holiday roster freeze in effect: For all players on an NHL active roster, injured reserve, or with non-roster and injured non-roster status as of midnight (local time) Dec. 19, a roster freeze shall apply through midnight (local time) Dec. 27, with respect to waivers, trades and loans, subject to the exceptions provided for in CBA Article 16.5 (d).
24-26	Holiday break (no scheduled practices – dressing rooms closed)
26-Jan. 5	IIHF World Junior Championship (Orchard Park/Bufalo, NY)

JANUARY

1	2018 Bridgestone NHL Winter Classic®: Buffalo Sabres at New York Rangers (Citi Field, New York, NY)
Week of 15th	NHL Central Scouting Mid-Season Rankings release
20	18th Annual Scotiabank Hockey Day in Canada (Host: Corner Brook, Nfld.)
25	CHL/NHL Top Prospects Game (Guelph, Ont.)
26-29	NHL All-Star Break (no games played)
26-28	No scheduled practices – dressing rooms closed
27-29	2018 NHL All-Star Weekend (Amalie Arena, Tampa Bay, Fla.)
30	NHL regular season resumes

FEBRUARY

1	Hockey Is for Everyone Month
26	2018 NHL Trade Deadline (3 p.m. ET)

MARCH

1	NHL Green Month
2-4	Hockey Week Across America (USA Hockey)
3	2018 Coors Light NHL Stadium Series™: Toronto Maple Leafs at Washington Capitals (Navy-Marine Corps Memorial Stadium, Annapolis, Md.)
19-21	NHL General Managers' Meeting (Boca Raton, Fla.)
23-25	NCAA Regionals

APRIL

5-7	NCAA Frozen Four (Xcel Energy Center, Saint Paul, Minn.)
7	Last day of regular season
Week of 9th	NHL Central Scouting Final Rankings release
11	Stanley Cup Playoffs begin
19-29	IIHF Under-18 World Championship (Chelyabinsk/Magnitogorsk, Russia)
TBA	2018 NHL Draft Lottery

MAY

4-20	IIHF World Championship (Copenhagen/Herring, Denmark)
17-27	CHL Memorial Cup (Brandt Centre, Regina, Sask.)
27-June 2 2018 NHL Scouting Combine (Buffalo, N.Y.)

JUNE

13	Last possible day for 2018 Stanley Cup Final
22-23	2018 NHL Draft™ (American Airlines Center, Dallas, Tex.)
TBA	2018 NHL Awards

JULY

1	Free agency begins (12 p.m. ET)
5	Deadline for player-elected salary arbitration notification (5 p.m. ET)
6	Deadline for club-elected salary arbitration notification (5 p.m. ET)
20-Aug. 4	Salary arbitration hearings held

AUGUST

6	Deadline for salary arbitration decisions to be rendered
---	--

2017.18 SCHEDULE

Preseason Games

Tuesday, Sept. 19 at Buffalo 7:00 PM Pegula Ice Arena
Wednesday, Sept. 20 DETROIT 7:00 PM PPG Paints Arena
 Friday, Sept. 22 at Columbus 7:00 PM Nationwide Arena
Sunday, Sept. 24 ST. LOUIS 8:00PM Kraft Hockeyville USA

Monday, Sept. 25 at Detroit 7:30 PM Little Caesars Arena
Wednesday, Sept. 27 BUFFALO 7:00 PM PPG Paints Arena
Saturday, Sept. 30 COLUMBUS 3:00 PM PPG Paints Arena

Regular Season Schedule

OCTOBER

S	M	T	W	T	F	S
1	2	3	4 STL 8:00	5 @CHI 8:30	6	7 NSH 7:00
8	9	10	11 @WSH 7:30	12 @TBL 7:30	13	14 FLA 7:00
15	16	17 @NYR 7:00	18	19	20 @FLA 7:30	21 @TBL 7:00
22	23	24 EDM 7:00	25	26 WPG 7:00	27	28 @MIN 8:00
29 @WPG 7:00	30	31				

NOVEMBER

S	M	T	W	T	F	S
			1 @EDM 8:30	2 @CGY 9:00	3	4 @VAN 10:00
5	6	7 ARI 7:00	8	9	10 @WSH 7:00	11 @NSH 8:00
12	13	14 BUF 7:00	15	16 @OTT 7:30	17	18 CHI 7:00
19	20	21	22 VAN 7:00	23	24 @BOS 1:00	25 TBL 7:00
26	27 PHI 7:00	28	29	30		

DECEMBER

S	M	T	W	T	F	S
					1 @BUF 7:00	2 BUF 7:00
3	4	5 NYR 7:30	6	7 NYI 7:00	8	9 TOR 7:00
10	11 COL 7:00	12	13	14 @VGK 10:00	15	16 @ARI 8:00
17	18 @COL 9:00	19	20	21 CBJ 7:00	22	23 ANA 7:00
24	25	26	27 CBJ 7:00	28	29 @CAR 7:30	30
31 @DET 7:00						

JANUARY

S	M	T	W	T	F	S
	1	2 @PHI 7:00	3	4 CAR 7:00	5 @NYI 7:00	6
7 BOS 7:30	8	9	10	11	12	13 DET 1:00
14 NYR 12:30	15	16	17 @ANA 10:00	18 @LAK 10:00	19	20 @SJS 8:00
21	22	23 CAR 7:00	24	25 MIN 7:00	26	27
28	29	30 SJS 7:00	31			

FEBRUARY

S	M	T	W	T	F	S
				1	2 WSH 7:00	3 @NJD 7:00
4	5	6 VGK 7:00	7	8	9 @DAL 8:30	10
11 @STL 3:00	12	13 OTT 7:00	14	15 LAK 7:00	16	17 TOR 7:00
18 @CBJ 6:00	19	20	21	22	23 @CAR 7:30	24 @FLA 7:00
25	26	27 NJD 7:00	28			

MARCH

S	M	T	W	T	F	S
				1 @BOS 7:00	2	3 NYI 5:00
4	5 CGY 7:00	6	7 @PHI 8:00	8	9	10 @TOR 7:00
11 DAL 7:30	12	13	14 @NYR 8:00	15 @MTL 7:30	16	17
18	19	20 @NYI 7:00	21 MTL 7:00	22	23 NJD 7:00	24
25 PHI 12:30	26	27 @DET 7:30	28	29 @NJD 7:00	30	31 MTL 7:00

APRIL

S	M	T	W	T	F	S
1 WSH 7:30	2	3	4	5 @CBJ 7:00	6 OTT 7:30	7
8	9	10	11	12	13	14
15	16	17	18	19	20	21
22	23	24	25	26	27	28
29	30					

 HOME  AWAY

Be sure to check the starting time of every game at pittsburghpenguins.com before heading to PPG Paints Arena!

Game dates, times, opponents and promotions are subject to change.

PITTSBURGH PENGUINS SEASON presented by



