



PITTSBURGH PENGUINS
07.08 MEDIA GUIDE



2004



2005




2006



2007

PITTSBURGH
PENGUINS
07.08
MEDIA GUIDE



EXPERIENCE THE
EVOLUTION

PENGUINS HOCKEY. IT'S MORE THAN JUST A GAME.

TABLE OF CONTENTS

PITTSBURGH PENGUINS

Administrative Offices
 One Chatham Center, Suite 400
 Pittsburgh, PA 15219
 Phone: (412) 642-1300
 FAX: (412) 642-1859

Hockey Operations and Media Relations
 Mellon Arena
 66 Mario Lemieux Place
 Pittsburgh, PA 15219
 Media Relations FAX: (412) 642-1322

2006-07 In Review	119-138	Opponent Penalty Shots	274
2007 Entry Draft	112-113	Opponent Shutouts	277-278
2007-08 Season Schedule	374	Opponents	139-197
Active Goalies vs. Pittsburgh	199	Overtime	261
Affiliate Coaches: Todd Richards	14	Overtime Wins	262-263
Affiliate Coaches: Dan Bylsma	15	Penguins Goaltenders	237
All-Star Game	302-303	Penguins Hall of Fame	202-205
All-Time Draft Picks	281-286	Penguins Hat Tricks	268-269
All-Time Leaders vs. Pittsburgh	198	Penguins Penalty Shots	273
All-Time Overtime Scoring	261	Penguins Shutouts	275-276
Assistant Coaches	12-13	Player Bios	37-105
Assistant General Manager: Chuck Fletcher	8	Playoff Records	353-357
Attendance	342	Playoff Records - Career Scoring	362-364
Broadcasters	369-370	Playoff Team Records - Game	359
Captains, presidents, scouts	243	Playoff Records - Individuals	361
CEO: Ken Sawyer	5	Playoff Records - Overtime/Opponents	357
Chairman: Mario Lemieux	4	Playoff Records - Period	360
Coaches Yearly	239-242	Playoff Records - Series	358
Comebacks	288	Playoff Records - Shutouts/Hat Tricks/Penalty Shots	356
Director of Amateur Scouting: Jay Heinbuck	16	Playoff Results Year by Year	348-352
Director of Professional Scouting: Dan MacKinnon	16	Records by Season	207-209
Executive VP/General Manager: Ray Shero	7	Roster	114
Fastest Goals	279-280	Scouting Staff	16-20
Former Penguins	210-236	Season/Career Leaders	244-246
Head Coach: Michel Therrien	11	Seating Chart	2
General Managers & Head Coaches	238	Senior Advisor/Hockey Operations: Ed Johnston	9
Historic Dates	289-294	Shootout	266-267
Honors and Awards	301	Special Teams Year by Year	272
In The Community	29-35	Staff Directory	36
In The System	106-111	Staff Photos	27-28
Individual Records	257-258	Streaks	259
Leaders by Season	247-252	Team Awards	344-346
Media Information	366-367	Team Records	253-256
Media Relations Staff	368	Training Camp	343
Mellon Arena	3	Training Staff	22-23
Mellon Arena Records	287	Uniform History	295-298
Month by Month	260	Uniform Numbers	299-300
NHL Information	371-372	Vice Presidents	24-25
On-Ice Officials	200	Wilkes-Barre/Scranton Penguins	115-117
Openers	206	Wheeling Nailers	118
Opponent Hat Tricks	270-271	Yearly Statistics/Results	304-341
Opponent Overtime Wins	263-264		

Editor: Joe Sager

Creative Director: Barb Pilarski

Associate Editors: Brian Werger, Jen Bullano, Frank

Buonomo, Darlene Sabo

Layout & Design: Joe Sager

Contributors: Joe Sager, Tom McMillan, Cindy

Himes, Bob Grove, Casey Samuelson, Bob

Waterman, Brian Werger

Photography: Matt Polk, Getty Images



On the cover
xxx.

SEATING CHART

MELLON ARENA

Since their inception in 1967, the Penguins have played their home games in a building nicknamed "The Igloo" – originally known as the Civic Arena and now renamed Mellon Arena because of a multi-year sponsorship deal with Mellon Financial Corp.

The Arena, now in its 46th year of operation, is the oldest facility in the National Hockey League – but there is a new building on the horizon! In March, 2007, Penguins officials reached agreement with city, county and state leaders on a \$290 million funding plan for a new arena that will be located across the street from the current site. Workers began to clear the site over the summer.

But Mellon Arena will be home to the Penguins for several more seasons.


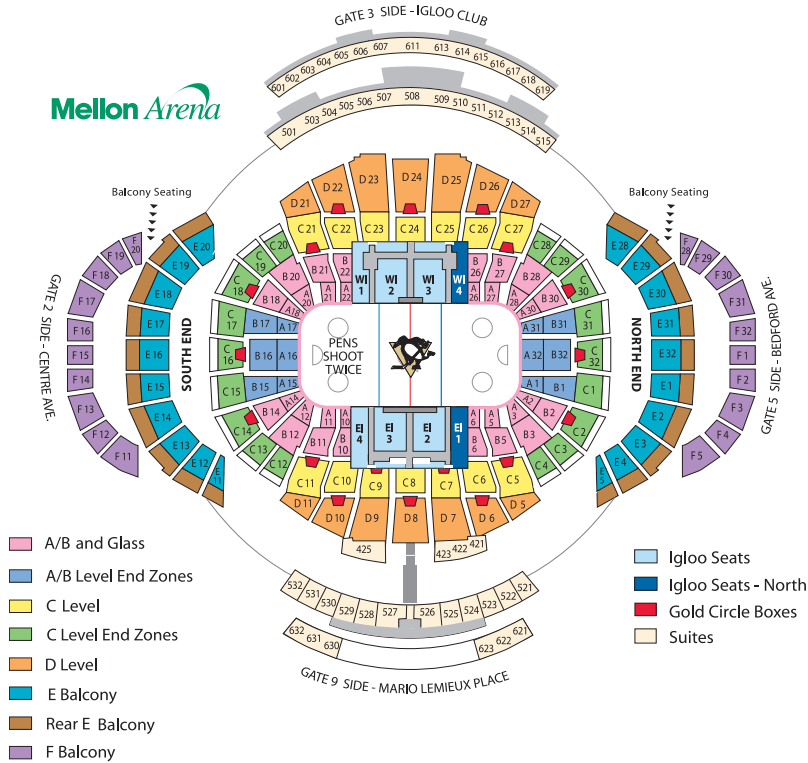
Originally built for the Civic Light Opera in 1961, the Arena quickly evolved into a site for sporting events and concerts and was home to the Pittsburgh Hornets of the American Hockey League, as well as Duquesne University basketball and a series of pro teams ranging from indoor soccer to world team tennis. Teams such as the Pittsburgh Pipers and Pittsburgh Condors of the old American Basketball Association also called the Arena home in the 1960s and 1970s.

Hockey seating capacity originally was only 12,580 when the Penguins were born in 1967, but a series of expansions and modernization programs over the past three decades have increased the capacity to its current 16,940.

The Penguins are Mellon Arena's anchor tenant and feature attraction, playing more than 40 games here each season (two preseason games and 41 regular-season games in 2007-08).

During its lifetime, the Arena has hosted the Stanley Cup Finals, the NHL All-Star Game, the NHL Entry Draft, the NCAA men's and women's basketball tournaments, the Harlem Globetrotters, professional wrestling, ice skating and gymnastics competitions and popular acts as far back as Elvis Presley and Frank Sinatra..

Featuring a retractable stainless steel roof, the Arena was financed by a combination of public and private funds, including outright grants from the City of Pittsburgh, Allegheny County and Edgar Kaufmann. The Sports & Exhibition Authority oversees Mellon Arena on behalf of the City and County. The Regional Asset District (RAD) also has provided funding.



mario lemieux

Chairman



Hockey Hall of Famer Mario Lemieux is in his ninth season as chairman of the Penguins.

Lemieux and his ownership group ensured the long-term future of the Penguins in Pittsburgh on March 13, 2007, when they reached agreement on a new multi-purpose arena with Pennsylvania Governor Ed Rendell, Allegheny County Executive Dan Onorato and Pittsburgh Mayor Luke Ravenstahl.

Lemieux has been a vital part of Pittsburgh hockey since 1984, when, as an 18-year-old prodigy, he was selected first overall by the Penguins in the NHL Entry Draft. With his long reach, deft hands and incomparable scoring touch, he rang up 100 points and captured the Calder Trophy as rookie of the year in 1984-85, and was MVP of his first NHL All-Star Game, providing just a glimpse of spectacular feats to come – both on and off the ice.

The Montreal native led the Penguins to two Stanley Cups (1990-91 and 1991-92) while winning six NHL scoring titles, three league Most Valuable Player awards and two Conn Smythe trophies as playoff MVP. He did all this despite a series of serious medical setbacks that included multiple back surgeries over the years and a well-publicized battle with Hodgkin's disease in 1993.

Lemieux retired at the age of 31 following the 1996-97 season, having produced 613 goals and 881 assists for 1,491 points in 745 games with the Penguins. The Hall of Fame immediately waived the mandatory waiting period and inducted him in 1997.

But he wasn't finished. Far from it. In September, 1999, Lemieux and California entrepreneur Ron Burkle led an ownership group that bought the Penguins out of bankruptcy, and barely more than a year later, he stunned the sports world by announcing that he was returning to the ice as a player — becoming the first player-owner of the modern era.

No. 66 made his comeback on Dec. 27, 2000, scoring a goal and adding two assists in a 5-0 win over Toronto at Mellon Arena. Despite sitting out more than three seasons and not having a training camp, he finished with a remarkable 35 goals and 76 points in just 43 games that year and helped the Penguins reach the Eastern Conference finals against New Jersey.


After returning to the ice for the second portion of his career, Lemieux played in 170 games from 2000-06, recording 77 goals and 152 assists for 229 points.

Although he missed a significant number of games due to injuries throughout his career, Le Magnifique retired in 2006 as the No. 7 all-time scorer in NHL history with 1,723 points. He also ranked eighth all-time in goals (690) and 10th in assists (1,033).

In addition to his legendary hockey accomplishments, he continues to oversee the Mario Lemieux Foundation for cancer research and neo-natal research and hosts its celebrity golf tournament, which has raised more than \$8 million for charity. Mario, his wife, Nathalie, and their four children live in Sewickley.

ken sawyer

Chief Executive Officer



Ken Sawyer joined the Penguins as a key part of Mario Lemieux's senior management team in 1999 and was named CEO of the club in January, 2006. In his current role, he oversees all of the Penguins' operations including the construction of the new arena.

Sawyer has overseen the development of a new arena and its financing plan on March 13, 2007 – ensuring the Penguins' long-term future in Pittsburgh.

Sawyer also helped reshape the Penguins' future on the ice when he hired Ray Shero as executive vice president and general manager in May, 2006.

He represents the Penguins in all league matters and is a member of the NHL's Board of Governors.

Sawyer's career spans 36 years – including 14 as the Chief Financial Officer of the National Hockey League and the past eight as an executive of the Penguins. He joined the Penguins as executive vice president and chief financial officer in September 1999 and was promoted to team president in March 2003.

Sawyer is a graduate of McGill University in his native Montreal. He and his wife, Shirley, reside in Pittsburgh. They have two sons and two grandchildren.



David Morehouse

President



Pittsburgh native David Morehouse was named president of the Penguins in April, 2007. He represents the team in corporate relations, governmental affairs and redevelopment of the Mellon Arena site, in addition to overseeing the ticket sales, marketing, corporate sales and communications departments.

Morehouse came to the Penguins in December, 2004, as a Senior Consultant on the new arena project, bringing with him extensive national experience in political decision-making, strategic planning and project development.

He served as Senior Advisor to the John Kerry for President campaign, traveling on the campaign plane and serving as Senator Kerry's traveling chief of staff. He worked in the Clinton-Gore White House, at the Pentagon and on Capitol Hill during much of the 1990s, including a stint as Senior Counselor to Vice President Al Gore from 1999-2001. Overall, he worked on four Presidential campaigns.

Morehouse grew up in Beechview and attended South Hills Catholic High School, the Community College of Allegheny County and Duquesne University. He received a masters' degree in public administration from the Harvard University John F. Kennedy School of Government in 1999.

Morehouse and his wife, Vanessa, reside in Bell Acres with their two children, Jackson and Mackenzie.



Ray Shero

**Executive Vice President
& General Manager**



Ray Shero, 45, is at the vanguard of the NHL's new breed of general managers – steeped in family hockey tradition but on the cutting-edge of new technology and modernization in hockey operations, player relations and team management.

His fresh ideas and calm but firm management style helped transform the Penguins organization in his first year on the job, as the club rode its wave of young talent to its first playoff berth since 2001 and a 47-point improvement in the standings – the fourth largest increase from one season to the next in NHL history.

Shero was named GM on May 25, 2006, and one of his first acts was to declare a goal of building a team that could compete for championships on a yearly basis. He revamped the team's hockey operations staff and structure, upgraded pro and amateur scouting, added a team services director and opened new lines of communication with the business side of the organization. His first draft pick as Penguins GM was 18-year-old Jordan Staal, who made the team out of training camp, scored 29 goals and was a finalist for the Calder Trophy as rookie of the year.

He added veteran leadership to a young core by signing Mark Recchi and trading for Gary Roberts, and supported coach Michel Therrien and his staff by creating an environment in which the team's young stars – Sidney Crosby, Evgeni Malkin, Ryan Whitney, Marc-Andre Fleury and Staal – could bond, grow and thrive.

"The timing is perfect," said his former boss, David Poile of the Nashville Predators, at the time of Shero's hiring. "You have a young, up-and-coming team with a lot of potential, and you have a young, up-and-coming general manager with a lot of potential."

The son of former Philadelphia Flyers and New York Rangers coach Fred Shero, Ray began to forge his own reputation as a college player at St. Lawrence University, serving twice as team captain and getting drafted by the Los Angeles Kings in 1982. He worked for seven years as a player agent before making the transition to the front office.

Shero continued to build his resume during 14 seasons as an assistant general manager – six with the Ottawa Senators and eight with Nashville. Both teams made significant improvement during his tenure, and during his final season with Nashville, 2005-06, the Predators finished with 106 points. He also played an important role in the success of the Milwaukee Admirals, Nashville's top affiliate in the American Hockey League. Milwaukee won the Calder Cup in 2003-04, defeating the Wilkes-Barre/Scranton Penguins in the league finals.

The native of St. Paul, Minn also has been involved with USA Hockey and in February, 2007, was named to the USA Hockey National Team Advisory Group, along with Brian Burke of the Anaheim Ducks, Don Waddell of the Atlanta Thrashers and Poile.

Shero and his wife, Karen have two sons, Christopher and Kyle. They reside in Upper St. Clair.

chuck fletcher

**Assistant
General Manager**



Assistant General Manager Chuck Fletcher teams with Ray Shero to give the Penguins an impressive and innovative young management staff.

Fletcher, 40, the son of Hockey Hall of Famer Cliff Fletcher, had extensive NHL management experience even before he joined the Penguins in July, 2006 – including a four-year stint with the Anaheim Ducks from 2002-06 as director of hockey operations, assistant general manager, and vice president of amateur scouting and player development.

Fletcher also spent nine years in the front office of the Florida Panthers from 1993-2002, working seven years as assistant general manager and one year as interim general manager. In 1996, the Panthers defeated the Penguins in the Eastern Conference finals and advanced to the Stanley Cup finals.

“Chuck has a tremendous amount of experience at a young age and brings a lot of knowledge, energy and passion for the game to the Penguins organization,” Shero said. “He grew up with the game, graduated from Harvard University, paid his dues with a variety of front office jobs and already has been involved in building some very successful NHL teams.”

Fletcher works closely with Shero on all hockey-related matters, including scouting, overseeing the development of young prospects and contract negotiations. He also manages hockey operations for the club’s top minor-league affiliate, the Wilkes-Barre/Scranton Penguins of the American Hockey League.

Fletcher’s role is very similar, in both scope and responsibility, to the assistant GM’s role that Shero fulfilled during eight seasons in Nashville.


The native of Montreal has deep roots in the game because his dad was a widely-respected hockey executive who was general manager of the Calgary Flames when they won the Stanley Cup in 1989. Cliff Fletcher also served in management positions with the Toronto Maple Leafs, St. Louis Blues, Tampa Bay Lightning and Phoenix Coyotes, and was inducted into the Hall of Fame in November, 2004.

Chuck graduated from Harvard in 1990 and spent one year as the Sales and Merchandising Coordinator for Hockey Canada and two years as a player representative for Newport Sports Management before making the transition to the front office.

Chuck and his wife, Rhonda, have two children – a daughter, Kaitlin, and a son, Keith. They reside in Hampton.

ed johnston

**Senior Advisor/
Hockey Operations**



Ed Johnston begins his 24th year with the Penguins, having served the club in a variety of roles, including General Manager, Assistant General Manager, Head Coach and Assistant Coach.

Johnston served nine years as Assistant General Manager with the Penguins before moving into the role of Senior Advisor/Hockey Operations on July 14, 2006.

“EJ” served as head coach of the Penguins from 1980-83 and again from 1993-97, posting a record of 232-224-60 and leading the team to two division titles and a berth in the 1996 Eastern Conference Finals. He is the winningest coach in franchise history and also tops the club’s list in games coached with 516.

Johnston served as General Manager of the Penguins from 1983-88 and had the distinction of drafting Mario Lemieux with the first pick in the 1984 NHL Draft.

Johnston also served as General Manager of the Hartford Whalers from 1989-92, reaching the playoffs in each season. Additionally, Johnston coached the Chicago Blackhawks in 1979-80, going 34-27-19. His overall NHL coaching record is 266-251-79.

Johnston played 16 seasons as a NHL goaltender with Boston, Toronto, St. Louis and Chicago, earning two Stanley Cup rings during his time with the Bruins. He was the last NHL goaltender to play every minute of a season when he played all 70 games for Boston in 1963-64.

Ed and his wife, Diane, have three children, Michele, EJ Jr. and Joseph.



tom fitzgerald

**Director of
Player Development**



Tom Fitzgerald is in his first season with the Penguins as the director of player development.

He spent 17 seasons in the NHL before retiring after playing the 2005-06 season with the Boston Bruins. The right winger played 1,097 career NHL games split between the New York Islanders, Florida Panthers, Colorado Avalanche, Nashville Predators, Chicago Blackhawks, Toronto Maple Leafs, and Boston Bruins. He scored 329 points (139g, 190a), including 17 game-winning goals, and collected 776 penalty minutes. Fitzgerald also scored 19 points (7g, 12a) in 78 career playoff games, including the Stanley Cup Finals with the Florida Panthers in 1996.

Prior to his professional career, he played two seasons at Providence College scoring 56 points (27g, 29a) in 63 games. Fitzgerald was originally selected in first round (17th overall) by the New York Islanders in the 1986 NHL Entry Draft.

In his new role, Fitzgerald will oversee and evaluate drafted prospects of the Penguins playing in college, junior hockey, and in Europe. He will also work with prospects playing for the Penguins' AHL affiliate at Wilkes-Barre/Scranton.

Fitzgerald lives in the Boston area with his wife, Kerry, and their four sons.

jason botterill

**Director of
Hockey Administration**



Jason Botterill is in his first season with the Penguins as the director of hockey administration.

He played eight seasons professionally, including parts of six seasons in the NHL. He played a total of 88 NHL games split between the Dallas Stars, Atlanta Thrashers, Calgary Flames, and Buffalo Sabres. The left winger also played 393 games combined in the AHL and IHL scoring 257 points (127g, 130a).

Botterill played four seasons at the University of Michigan and scored 186 points (104g, 82a) in 150 games played. He also racked up 483 career penalty minutes, leading the team in each of his four seasons and ranking second on the Michigan all-time list. He is seventh on the all-time goals list and tied for 15th on the all-time points list. Botterill was also a member of the Michigan squad that captured the 1996 NCAA Championship.

Following his playing career, Botterill worked with the NHL Offices in the NHL Central Registry and spent the 2006-07 season as a scout for the Dallas Stars. In his new role with the Penguins, he will monitor the salary cap including cap forecasting, perform contract research, and work with salary arbitration and preparation.

Botterill, who recently received a MBA from the University of Michigan, will be based in Pittsburgh along with his wife, Andrea.

michel therrien

Head Coach



A finalist for the 2007 Jack Adams Trophy as NHL Coach of the Year, Michel Therrien is in his second full season as head coach of the Penguins.

Known for his passion, discipline and devotion to detail, Therrien led the young Penguins to 47-24-11 record in 2006-07, compiling 105 points – a stunning 47-point improvement over the previous season. It was the fourth-biggest turnaround in NHL history from one year to the next and earned the Penguins their first Stanley Cup playoff berth since 2001.

The 105 points rank second in team history, behind only the 1992-93 team that piled up 119 points – and the 47 wins were third on the Penguins' all-time list, trailing only the 1992-93 team (56 wins) and the 1995-96 club (49).

Therrien, 43, was named head coach of the Pittsburgh Penguins on Dec. 15, 2005, following a strong two-and-half year stint as head coach of the club's AHL affiliate in Wilkes-Barre/Scranton. He led the Baby Penguins to the AHL finals in 2003-04, and his 2005-06 team was off to a remarkable 21-1-2-1 start, including a league-record 15 straight wins, when he was summoned to Pittsburgh as a mid-season replacement for coach Eddie Olczyk.

The native of Montreal played three seasons as a defenseman in the AHL, registering 89 points in 206 games. In 1985, he played on a Calder Cup championship team with the Sherbrooke Canadiens, where his teammates included Patrick Roy, Stephane Richer and Brian Skrudland. He also played for the Baltimore Skipjacks, where his defense partner was current Penguins broadcaster and two-time Stanley Cup champion Phil Bourque.

Therrien broke into coaching in the Quebec Major Junior Hockey League with Laval and Granby, posting a .720 winning percentage in four seasons. His teams reached the league finals three times, and he captured the Memorial Cup as Canada's national champion with Granby in 1996.

He was head coach of Montreal's AHL affiliates in Fredericton and Quebec from 1997-2000 and then gained his first taste of NHL experience as head coach of the Montreal Canadiens from 2000-03. He led the Canadiens to the playoffs in 2001-02.

Therrien is a single parent and has two children – a daughter, Elizabeth, and a son, Charles. They live in Pittsburgh's South Hills.

NHL coaching record

YEAR	TEAM	Regular season				Playoffs		
		GP	W	L	O/T	GP	W	L
2000-01	Montreal	62	23	33	6	--	--	--
2001-02	Montreal	82	36	34	12	12	6	6
2002-03	Montreal	46	18	23	5	--	--	--
2005-06	PITTSBURGH	51	14	29	8	--	--	--
2006-07	PITTSBURGH	82	47	24	11	4	1	4
		323	138	143	42	16	7	10

andre savard

Assistant Coach



Andre Savard is in his second season on Michel Therrien's staff as an assistant coach.

His primary responsibilities include working with the Penguins' defensemen. In 2006-07, the Penguins' defensive unit improved dramatically from the previous season. The team gave up 246 goals – 70 less than 2005-06. Savard also helped in the development of young Penguins defensemen such as Ryan Whitney and Brooks Orpik.

Prior to joining coach Therrien's staff as an assistant on July 3, 2006, Savard spent the previous three seasons as the assistant general manager of the Montreal Canadiens.

He also served as the general manager of the Hamilton Bulldogs, the Canadiens' affiliate team in the American Hockey League. Savard was the Montreal general manager from Nov. 20, 2000, to the end of the 2002-2003 season. In his first complete season as general manager in 2001-2002, the team reached the second round of the playoffs for the first time since 1997-1998. Savard originally joined the Canadiens as director of hockey personnel on July 14, 2000.

mike yeo

Assistant Coach



Mike Yeo helped guide the Penguins to an historic turnaround in 2006-07.

He joined head coach Michel Therrien in Pittsburgh on Dec. 15, 2005. Together, the two helped lay the groundwork for this season's success, in which the Penguins produced their second-highest points total in franchise history.

Yeo's primary responsibilities include working with the Penguins' special teams. The Penguins' power play remained one of the NHL's best in 2006-07. Meanwhile, the penalty-kill unit improved substantially throughout the season, especially in the second half of the year.

Yeo served as an assistant coach with the Penguins' top minor-league affiliate in Wilkes-Barre/Scranton for nearly six years. He was named the first assistant coach in team history on Jan. 24, 2000, after announcing his retirement as a player.

In 2005-06, Yeo helped guide the Baby Penguins to their most-successful start. The Baby Penguins opened with a 21-1-2-1 record and 45 points in their first 25 American Hockey League games. Wilkes-Barre/Scranton won its first nine games of the season and did not lose a game in regulation until its 24th game. The Baby Penguins also established an AHL road winning streak of 15 games, dating back to April 10 of 2004-05

He and his wife, Tanya, are the parents of a daughter, Braeden, and a son, Tyler.

gilles meloche

Goaltending Coach



Gilles Meloche is in his second season as the Penguins' goaltending coach.

He re-joined the coaching staff in 2006-07 mentoring the goaltenders and his impact was huge.

Under Meloche's tutelage, Marc-Andre Fleury enjoyed a breakthrough season in the Penguins' goal. He posted 40 wins – the second-most in one season for a Penguins goaltender. Fleury also posted career-bests with a 2.83 goals-against average and a .906 save percentage in 67 games.

Likewise, Meloche helped Jocelyn Thibault rebound from a pair of injury-plagued seasons. Thibault played well in his appearances with a 2.83 goals-against average and a .909 save percentage in 22 games in 2006-07

Meloche served as the Penguins' goaltending coach from 1989-2004 and has served as an amateur scout for the Penguins for 17 years after joining the Penguins' management team in Dec. 1989. Meloche served in the dual role on both Penguins' Stanley Cup champion teams in 1991 and 1992.

Meloche coaches and evaluates the goaltenders both in Pittsburgh and with the Penguins' American Hockey League affiliate in Wilkes-Barre/Scranton.

A native of Montreal, Quebec, Meloche spent 18 seasons as an NHL goaltender with the Chicago Blackhawks, California Golden Seals, Cleveland Barons and Minnesota North Stars before playing his final three seasons with the Penguins after the team acquired Meloche in a 1985 trade.

He appeared in 788 NHL games during his career, posting a record of 270-351-131, with a 3.64 goals-against average. In 45 career playoff games, he posted a 21-19 record and a 3.48 goals-against average.



todd richards

Wilkes-Barre/Scranton Penguins Head Coach



Todd Richards is in his second season as head coach of the Wilkes-Barre/Scranton Penguins.

Named the fourth head coach in franchise history on Aug. 3, 2006, he guided Wilkes-Barre/Scranton to a 51-24-2-4 record and a second-place finish (108 points) in the AHL's East Division. The Penguins advanced to the East Division Finals before falling to Hershey.

Richards, 40, came to the Penguins after spending four seasons as an assistant coach with the Milwaukee Admirals. During that time the Admirals made four playoff appearances, advancing to the Calder Cup Finals twice. Milwaukee captured the league's championship by sweeping Wilkes-Barre/Scranton in four games in 2004.

A proven winner at every level, Richards joined the Admirals coaching staff after a successful 13-year professional career that included championships in the International Hockey League, American Hockey League and Swiss B League.

A defenseman during his playing days, Richards was drafted by the Montreal Canadiens in the second round (33rd overall) of the 1985 NHL Entry Draft, and began his career with the club's AHL affiliate in Sherbrooke during the 1989-90 season.

The Crystal, Minnesota, native was traded to the Hartford Whalers organization early the next season, spending the majority of the campaign with the Springfield Indians, with whom he captured a Calder Cup title. He also made his NHL debut with the Whalers during the season, recording four assists and two penalty minutes in two games.

Richards joined the International Hockey League's Las Vegas Thunder prior to the 1993-94 season, and was named the league's top defender as a member of the team during the 1994-95 campaign. He spent the next six seasons as a member of the Orlando Solar Bears, captaining the squad for four seasons and winning and IHL championship with the club in 2000-01, the league's final year of existence.

Richards concluded his playing career with Servette Geneve of Switzerland in 2001-02, helping the club to a Swiss B League title. He was also singled out for his individual contributions, as he was named the league's top defenseman.

Prior to turning pro, Richards spent four seasons at the University of Minnesota. He was named the Western Collegiate Hockey Association rookie of the year in 1985-86, was a member of the WCHA Second All-Star Team three consecutive seasons (1986-87, 1987-88, 1988-89) and served as team captain during his senior season. During his collegiate career, the Golden Gophers won two WCHA championships (1987-88 and 1988-89) and were NCAA runners-up once, falling to Harvard in the 1989 title game.

Richards and his wife, Maryann, are the parents of sons Zachary and Justin.

dan bylsma

Wilkes-Barre/Scranton Penguins Assistant Coach



Dan Bylsma is in his second season as an assistant coach with the Wilkes-Barre/Scranton Penguins.

He helped guide the team to a 51-24-2-4 record and a second-place finish (108 points) in the AHL's East Division. The Penguins advanced to the East Division Finals.

Bylsma, 37, began his coaching career in 2004 as an assistant coach with the Cincinnati Mighty Ducks of the American Hockey League. He coached there for one season before being named an assistant coach with the New York Islanders for the 2005-06 season.

A native of Grand Haven, Michigan, Bylsma played 12 professional seasons, including 429 NHL games with the Los Angeles Kings and Anaheim Ducks.

A right wing during his playing career, Bylsma was selected by the Winnipeg Jets in the sixth round (109th overall) of the 1989 Entry Draft. He made his professional debut with the Greensboro Monarchs (ECHL) in 1992 and finished third on the team with 60 points in 60 games. Bylsma also made his AHL debut that season, playing in two games with Rochester.

Bylsma cracked the NHL with the Kings in 1995-96 and appeared in 220 games with Los Angeles in parts of five seasons. He joined the Ducks prior to the 2000-01 season and was a member of the club that advanced to the Stanley Cup Finals in 2003.

Dan and his wife Mary Beth have a son, Brian.



jay heinbuck

**Director of
Amateur Scouting**



Jay Heinbuck is in his second season with the Pittsburgh Penguins as their Director of Amateur Scouting.

Prior to joining the Penguins, Heinbuck worked four years with the New York Islanders as their United States Head Amateur Scout, working closely with Head Amateur Scout Tony Feltrin on all scouting matters. Heinbuck oversaw amateur scouting efforts inside the United States and also scouted in Canada and Europe during his tenure with the Islanders.

In his role with the Penguins, Heinbuck oversees amateur scouting in North America and Europe.

Prior to joining the New York Islanders in 2002, Heinbuck spent 10 years as an assistant coach at St. Lawrence University. Heinbuck served as St. Lawrence's primary recruiter and helped the Saints to ECAC championships in 2000 and 2001 and NCAA tournament appearances in 1999, 2000 and 2001.

Heinbuck, a native of Mitchell, Ontario, began his coaching career at his alma mater, Northeastern University in 1990 after a prolific collegiate career.

Heinbuck played four years at Northeastern University (1982-86) and holds the record for most points (70) and assists (40) in a single season (1985-86). He was Northeastern's Most Valuable Player in 1986 and named to the Hockey East All-Star Team.

Jay and his wife Jodi reside in Woodstock, Ontario, and have two children, a daughter, Sydney and a son, Lucas.

dan mackinnon

**Director of
Professional Scouting**



Dan MacKinnon is in his first season as Director of Professional Scouting for the Penguins. It is his second season with the organization as he spent 2006-07 as a professional scout.

He previously worked six seasons for the Nashville Predators, four as a professional scout and two as scouting coordinator.

Dan played junior and college hockey in Canada, graduating as an Academic All-Canadian from the University of Waterloo in 1998. He received a masters degree in Athletic Administration from Ohio University where he was an Assistant Coach with the men's hockey program.

Dan worked briefly for the American Hockey League Office and the Mississauga Ice Dogs of the Ontario Hockey League before joining the Predators in 2000.

Dan and his wife, Julie, have two children, William and Maggie. They reside in Sylvania, Ohio.

patrik allvin

European Scout



Patrik Allvin is in his second season with the Penguins as a European scout.

Prior to joining the Penguins, he spent four years in the same capacity with the Montreal Canadiens. Allvin, a native of Sweden, played in the Swedish Elite League prior to joining the Canadiens and also spent two years playing in North America (1995-97) in both the IHL and ECHL.

Allvin has a bachelor's degree from the University of Darland in sports management.

Patrik and his wife, Marie, live in Sweden with their daughter, Agnes.

derek clancey

Professional Scout



Derek Clancey is in his first season with the Penguins scouting staff. He spent the 2006-07 season in the role of co-head coach with the Dayton Bombers of the ECHL. The club won the North Division title with a 37-26-2-7 regular season record and posted a 12-10 record in the playoffs, advancing to the Kelly Cup Finals.

Clancey spent the previous season as an assistant coach with the Manchester Monarchs, the AHL affiliate of the LA Kings. He was the head coach of the ECHL's Reading Royals from 2003-05 and also spent four seasons as head coach of the Jackson Bandits in the ECHL. His overall coaching record in the ECHL stands at 260-184-52.

Prior to his coaching career, he played professionally for eight seasons.

brian fitzgerald

Amateur Scout



Brian Fitzgerald is in his second season as an amateur scout for the Pittsburgh Penguins.

His primary focus is the U.S. National Development Program, CCHA and the OHL. Prior to joining the Penguins in 2006, Fitzgerald spent five seasons with the NHL Central Scouting Bureau scouting the U.S. National Development Program, CCHA, OHL and NAHL.

Brian and his wife Margaret live in Grosse Pointe Farms, Michigan, with their daughter Katherine and son Ian.

chuck grillo

Amateur Scout



Chuck Grillo is in his seventh season on the Penguins scouting staff, and has 26 years of experience at the NHL level.

Grillo served as executive vice president and director of player personnel for the San Jose Sharks from 1992 to 1996 where he was responsible for drafting 2000-2001 NHL Rookie of the Year Evgeni Nabokov. Prior to joining the Sharks, he served as director of pro scouting for the Minnesota North Stars. From 1980-88 Grillo was a scout with the New York Rangers.

Grillo also owns and operates the highly successful Minnesota Hockey Camps, considered in the profession as the finest hockey development center in North America.

He and his wife Clairene have six children and nine grandchildren and one great grandchild and reside in Nisswa, Minnesota.

david mcnamara

Amateur Scout



David McNamara is in his first season with the Penguins as an amateur scout. He is responsible for scouting the Ontario area.

McNamara began his scouting career in 1997 and spent three seasons with Anaheim, three more with Boston and four with the New York Islanders. He spent the 2006-07 campaign as a scout for Columbus.


His father, Gerry, was a goaltender for Pittsburgh Hornets and a former general manager with the Toronto Maple Leafs (1982-87). His brother, John, is a scout with Columbus and another brother, Bob, is general manager at Grand Rapids (AHL).

McNamara resides in Mississauga, Ontario. He and his wife, Mickey, have two sons (J.D. and Andrew) and a daughter, Katherine.



jim madigan

Amateur Scout



Jim Madigan is in his second season as an amateur scout for the Penguins. His primary duty with the Penguins is scouting the New England area.

Prior to coming to Pittsburgh, he spent 13 seasons with the New York Islanders. Before joining the Islanders, Madigan spent seven years as an assistant coach at Northeastern University and one season as an assistant at the University of Vermont.

Madigan played four seasons at Northeastern, recording 78 points (34+44) in 119 games over his career. He was recently recognized for 20 years of service to Northeastern University.

Jim and his wife Kimberly reside in Milton, Mass., and have two daughters Kelly and Kate.

wayne meier

Amateur Scout



Wayne Meier is in his second season as an amateur scout for the Penguins.

Meier has spent more than 30 years in hockey. He served as an amateur scout with the Anaheim Ducks for three seasons (2002-05) and with the Florida Panthers for six seasons (1996-02).

Meier began his career as the director of player personnel for the Portland Winter Hawks (WHL) from 1976-82. After six seasons with Portland, Meier joined the Detroit Red Wings as the club's western scout for three years (1982-85). Meier returned to Portland as the director of player personnel for four seasons (1985-89) before re-joining the Red Wings as an amateur scout for seven seasons (1989-96). Meier resides in Edmonton, Alberta.

robert neuhauser

European Scout



Robert Neuhauser is in his second season as a European scout for the Penguins.

Previously, Neuhauser had worked as a scout for the independent scouting service McKeen's since 2002. He was the head European scout during the 2004-05 season and was the head scout during the 2005-06 season. In addition, Neuhauser has served as a European scouting consultant for teams in the OHL and QMJHL.

He resides in Brno, Czech Republic.

darryl plandowski

Amateur Scout



Darryl Plandowski is in his second season as an amateur scout for the Penguins. Before joining Pittsburgh, he spent eight years in the same capacity with Buffalo Sabres. Prior to joining the Sabres, Plandowski spent four seasons as a scout for the Seattle Thunderbirds of the Western Hockey League and two seasons as an assistant coach with Seattle.

Plandowski played college hockey at Northern Michigan University from 1987-91, recording 131 career points (53+78) in 166 career games.

Darryl has three sons, Marshall, Oscar and Jack.

matt recchi

Amateur Scout



Matt Recchi is in his third season as an amateur scout for the Pittsburgh Penguins. His primary focus is Western Canada.

Prior to joining the Penguins in 2005, Recchi spent three seasons as a scout with the Vancouver Giants of the Western Hockey League. Recchi also served as an assistant coach with the Kamloops Blazers of the WHL.

Matt and his wife, Tamiko, live in Kamloops, BC, with their two sons, Carter and Luke.

kevin stevens

Professional Scout



Kevin Stevens is in his third season on the Penguins scouting staff. He scouts both amateur and professional games for the Penguins, focusing on the New England area.

Stevens joined the Penguins scouting staff in 2005-06 after a 16-year NHL career. He played parts of 10 seasons with the Penguins and was a member of both Penguins Stanley Cup championship teams in 1991 and 1992. He ranks third in club history in power-play goals (110), fourth in game-winning goals (27), fifth in goals (260), fifth in points (555), seventh in assists (295), fifth in points (555) and 12th in games played (522). He is the franchise's all-time leader in penalty minutes (1,048). Stevens, a three-time NHL all-star (1991, '92, '93) holds the Penguins' single-season record in goals, assists and points by a left winger.

The Brockton, Mass., native appeared in 874 NHL games with Pittsburgh, Boston, Los Angeles, Philadelphia and the New York Rangers, recording 726 points (329+397).

frank buonomo

Senior Director of Team Services/Media Relations



Frank Buonomo is in his second season with the Penguins as the Senior Director of Team Services and Media Relations.

Prior to joining the Penguins, Buonomo served as the GM for the Missouri River Otters of the United Hockey League, overseeing all aspects of the franchise's operations.

Buonomo also has extensive experience in the NHL. He began his career in hockey as a communications assistant with the New York Rangers from 1994-98. In 1998, Buonomo joined the Nashville Predators as manager of media relations and a year later served in the dual role of director of team services and media relations. After three seasons with the Predators, Buonomo served as director of communications for the St. Louis Blues for three seasons. Buonomo graduated from Rutgers University with a communications degree in 1995. Frank and his wife Kristen live in Pittsburgh with their sons Brady and Ryan.

travis ramsay

Video Coordinator



Travis Ramsay is in his second season as the team's video coordinator.

His responsibilities include breaking down pre-scout and game film and will work closely with the coaching staff on other projects and video analyses.

A native of Buffalo, NY, Travis played competitive hockey while attending Buffalo State College and also played at the Tier II Junior level in Peterborough, Ontario.

dr. charles burke

Team Physician



Dr. Charles Burke has served as the Penguins team physician since 1988.

He is an attending orthopedic surgeon at UPMC-St. Margaret's Memorial Hospital and UPMC-Shadyside in Pittsburgh, specializing in sports medicine and orthopedic surgery with special interests in knee and shoulder surgery. He also serves as an instructor at the St. Margaret's Sports Medicine Clinic.

A native of Boston, Burke graduated from Harvard and completed his graduate studies at the University of Cincinnati College of Medicine. He is board certified and a member of the American Academy of Orthopedic Surgeons.

chris stewart

Head Athletic Trainer



Chris Stewart is in his second season as the Penguins' Head Athletic Trainer. Prior to joining the Penguins, he served as the Associate Athletic Trainer for the Stanley Cup champion Carolina Hurricanes during the 2005-06 season.

Stewart, a Johnstown, Pa., native joined the Hurricanes after spending one season as the Athletic Trainer for Carolina's AHL affiliate at the time, the Lowell Lock Monsters. Prior to joining the Lock Monsters, Stewart worked as the Athletic Trainer for the Johnstown Chiefs of the ECHL.

The 1993 Indiana University of Pennsylvania graduate earned his master's degree from IUP in 1996. Chris and his wife, Kimberly, have a son, Christian, and a daughter, Rylie.

scott adams

Assistant Athletic Trainer



Scott Adams is in his second season as the Penguins' assistant athletic trainer.

Prior to joining the Penguins, Adams was the head athletic trainer for the Johnstown Chiefs of the ECHL for one season and served one season as the head athletic trainer for the Windsor Spitfires.

Adams, a Windsor, Ontario native graduated with a bachelor's degree in Kinesiology from the University of Windsor and earned a master's degree in athletic training from the University of Nebraska-Omaha.

mark mortland

Physical Therapist



Mark Mortland is in his 13th season as a member of the Penguins training staff.

Prior to joining the Penguins, Mortland owned and directed seven sports medicine clinics in the Pittsburgh area, including Mortland Physical Therapy and Sports Medicine and Peters Township Athletic Club.

Mortland attended Lock Haven University and earned a degree in athletic training. Then, he went to the University of Maryland for his degree in physical therapy. He is a licensed physical therapist and certified athletic trainer.

dana heinze

Head Equipment Manager



Dana Heinze is in his second season as the Penguins' Head Equipment Manager.

Prior to joining Pittsburgh, he spent six years as an assistant equipment manager for the Tampa Bay Lightning. He was a member of the 2003-04 Tampa team that won the Stanley Cup.

Heinze, a native of Johnstown, Pa., joined the Lightning for the 2000-01 season after serving as the equipment manager for the IHL's Detroit Vipers the prior year. Heinze served as the head trainer of the ECHL's Johnstown Chiefs on two occasions (1988-92, 1995-98). Heinze also served as the head equipment manager for the New Jersey Devils in 1992-93.

Heinze attended Mohawk Valley Community College in Utica, NY. Dana and his wife, Kathy, reside in Pittsburgh.

paul defazio

Asst. Equipment Manager




Paul DeFazio is in his 11th season with the Penguins and seventh as a full-time staff member. This is his second year as Assistant Equipment Manager after spending the first eight seasons as a member of the Penguins' equipment staff.

Prior to joining the Penguins, he played several years of competitive hockey. During the offseason, Paul teaches hockey lessons and instructs at hockey camps.

He is single and resides in Mount Lebanon.

danny kroll

Asst. Equipment Manager



Danny Kroll is in his sixth season with the Penguins and second as a full-time staff member.

During home games at Mellon Arena, he is responsible for overseeing the away teams and accommodating their needs in the visitors' locker room.

Kroll also served as a bat boy and clubhouse attendant for the Pittsburgh Pirates from 2000-2006.

He is a 2006 University of Pittsburgh graduate with a degree in media communications. He is single and resides in Castle Shannon.

ted black

Vice President Business & Legal Affairs



Ted Black is in his eighth season as a Penguins executive, overseeing all business and legal affairs with a focus on the new arena project. He joined the team as Vice President and General Counsel in October, 1999, and was promoted to his current position in September, 2003.

Black has direct responsibility for the Penguins' broadcast agreements and credit facilities and participates in all senior executive-level decisions concerning business operations. He frequently represents the club in community and business speaking engagements. He also serves as Alternate Governor for the Penguins' American Hockey League affiliate, the Wilkes-Barre/Scranton Penguins.

Before joining the Penguins, Black was with the Pittsburgh law firm Katarincic and Salmon, where his areas of practice included commercial litigation and business law.

Black is former chairman of the Pennsylvania Bar Association's Sports, Entertainment and Law Committee. In 2004, he was recognized in Pittsburgh Magazine's "Forty under Forty" annual issue as one of the top 40 community leaders in the Pittsburgh region under the age of 40. In 2005, he was appointed by Allegheny County Chief Executive Dan Onorato to serve on the Allegheny County Government Review Commission.

Black is a graduate of Allegheny College and the University of Pittsburgh Law School and is a member of the University of Pittsburgh Law Review. He and his wife Amy live in Franklin Park with their two sons, Andrew and Nathan – both of whom are avid hockey players.

kevin hart

Vice President & Controller



Kevin Hart is in his 17th season with the Penguins, serving as vice president and controller. He joined the organization in February 1992 after working on the sale transaction of the Penguin franchise by the Edward J. DeBartalo Corporation with the public accounting firm of Deloitte & Touché.

He spent nearly six years in public accounting with the audit practice of Deloitte & Touché, working for clients in retail, manufacturing, health care, land development and non profit agencies.

Hart is responsible for all company accounting/financial reporting, including the annual financial statement certified by independent accountants, annual budget, the preparation of monthly financial statements, monthly forecasts, cash forecasting reports and various tax returns.

He also oversees the club's risk management and insurance programs and serves as the company's office administrator. Additionally, he serves as the team's financial liaison with the National Hockey League including Revenue Sharing and CBA reporting matters.

A life-long resident of Pittsburgh, who graduated from Langley High School, Hart holds a Bachelor of Arts degree in Accounting and Business Administration from Thiel College. While attending Thiel, he was involved in student government, residence life and NCAA football. As a walk on to the Thiel football team, Hart was a three-year starter as a defensive back and earned four varsity letters.

He is a board member and former board president of one of the larger youth amateur hockey associations in western Pennsylvania and is a USA Hockey Level IV certified coach. He currently coaches his son's Midget age hockey team.

Hart resides in Robinson Township with his wife Linda and three children, Nicholas, Julianne and Megan.

tom mcmillan

Vice President Communications



Tom McMillan is in his 12th season as vice president of communications following a 17-year career in the Pittsburgh sports media as a writer, columnist, editor and broadcaster.

McMillan oversees corporate communications strategy, media relations, broadcasting and website content. He also serves as team spokesman on a variety of hockey and business matters. He is a charter member of the National Hockey League's Communications Advisory Board and helped author new media and communications regulations as the league re-launched following the 2004-05 work stoppage.


He worked 10 years as a sports writer for the Pittsburgh Post-Gazette and covered the Penguins exclusively for five seasons – including their Stanley Cup campaigns in 1991 and 1992. He also served as editor of "Penguins Report" from 1992-96 and wrote extensively for national publications, including The Sporting News and The Hockey News.

McMillan hosted sports radio talk shows for three years on WTAE and KDKA. He authored a history of the team, "The Penguins: Cellar to Summit" in 1994 and edited two books about Mario Lemieux.

McMillan is a graduate of Bellevue High School and Point Park College with a degree in journalism and communications. He and his wife, Cassie, and son, Jim, reside in Glenshaw.

dave soltesz

Vice President Sales & Marketing



A lifelong resident of Pittsburgh, Dave Soltesz is in his 11th season with the Penguins senior management team. As Vice President of Sales & Marketing, he oversees corporate sales, ticketing, marketing, game entertainment, community relations and youth hockey. He also serves as Chief Marketing Officer, representing the club at the league level in regard to NHL marketing initiatives.

Prior to joining the Penguins, Soltesz spent three years as Vice President of Sales for J. Edward Connelly Associates (JECA), a prominent local incentive marketing company with primary customers in the banking and supermarket industries.


Soltesz began his career in the supermarket industry and served 11 years as Vice President of Sales and Marketing for Supervalu. His responsibilities included procurement, marketing, advertising, retail counseling and supervision of an outside manufacturing facility. During this period he also developed several sales campaigns that achieved record sales growth and profits and were recognized with ADMRAK, ADDY and EFFI awards.

Soltesz was an original "Pittsburgh Founding Champion," served as president and founder of the Western Pennsylvania Youth Basketball Association, is a member of the Advisory Board for "Tickets For Kids," and enjoys involvement with class projects at the University of Pittsburgh, Robert Morris University and Point Park University.

A graduate of the University of Pittsburgh, he resides in the eastern suburbs with his wife Rosemary. They have three children (Debbie, Dave and Amy) and seven grandchildren (Dave, Dan, Daphne, Grace, George, Sam and Madison).

ron porter

Senior Consultant



Ron Porter is in his first season with the Penguins as a Senior Consultant, responsible for community outreach and strategic planning.

Porter, 62, a native of the Hill District and a lifelong resident of Pittsburgh, is an internationally-recognized consultant, facilitator, trainer and speaker with expertise in team-building and collaboration between corporations and their communities. He is president of RDP Consulting Services in Pittsburgh and is an adjunct instructor of multicultural management at Carnegie Mellon University's Heinz School of Public Policy and Management.

Porter is a frequent speaker at local, national and international conferences on issues related to ethnic, cultural and racial diversity – including conferences in England, Ghana, South Africa and Ethiopia. Before founding RDP Consulting Services in 1984, he spent 17 years as a corporate human resources professional. He serves on numerous boards, including Pressley Ridge Schools and Propel Charter Schools.

He has been married for 39 years to Dr. Barbara Porter, assistant dean of admissions for the Graduate School of Public and International Affairs at the University of Pittsburgh. They have two grown sons and four grandchildren.



EXPERIENCE THE EVOLUTION

PENGUINS HOCKEY. IT'S MORE THAN JUST A GAME.

STAFF PHOTOS



James Archer
Game Night
Manager



George Birman
Ticket Sales
Account Executive



Jeff Blizman
Inside Sales
Representative



Kim Bogesdorfer
Senior Director
Corporate Sales



Carol Coulson
Box Office
Manager



Kathy Davis
Customer Service
Manager



Chris Devivo
Director of Game
Operations/Video
Production



Erin Exley
Database
Manager



Steve Finerty
Editor



Beth Folcik
Inside Sales
Representative



Kelly Gabany
Box Office
Assistant



Bonnie Golinski
Ticket Sales
Account Executive



Jaime Greenwald
Account Service
Manager



Bob Grove
Penguins Radio
Network



Mike Guiffre
Director of Premium
Seating/Group Sales



Brett Hart
Mailroom
Supervisor



Kelly Hart
Receptionist



Ronald Hay
Account Service
Coordinator



Cindy Himes
Director of
Community/Alumni
Relations



Robbie Hofmann
Inside Sales
Representative



Mark Kuczinski
Assistant
Controller



Nicole Kysliger
Inside Sales
Representative



Tawni Love
Accounts
Payable



Brian Magness
Manager of
Premium Sales



Fay McNamara
Executive
Assistant



Ross Miller
Director of
Marketing



Dori Minnis
Manager of
Arts & Graphics



George Murphy
Ticket Sales
Account Executive



Jason Onufer
Manager of Box
Office Operations



Barb Pilarski
Creative
Director

STAFF PHOTOS



Chuck Pukansky
Ticket Sales
Account Executive



Amanda Rameas
Customer Service
Representative



James Santilli
Senior Director
of Ticketing



David Schleiter
Manager of
Corporate Sales



Jill Shipley
Director of
Database Marketing



Cori Shrader
Customer Service
Representative



Mark Shuttleworth
Director of
Amateur Hockey



Chad Slencak
Director of Ticket
Sales and Services



Danny Smith
Manager of
Corporate Sales



Sarah Swartz
Inside Sales
Representative



Lydia Tobiasz
Coordinator of
Premium Services



Kathleen Unger
Customer Service
Representative



Troy Ussack
Senior
Accountant



Ray Walker
Executive Producer
Penguins Radio
Network



Billy Wareham
Editor



Lori Wineland
Senior Account
Service Manager



Andrea Winschel
Payroll
Manager



Kim Wood
Executive
Assistant



Kristen Yunn
Executive
Assistant



Mike Zatchey
Group Sales
Account Executive



Jeremy Zimmer
Director of
New Media



IN THE COMMUNITY

PITTSBURGH PENGUINS - COMMITMENT TO CARING


The Pittsburgh Penguins are dedicated to serving the community through a variety of interactive charity and community service programs. The Penguins emphasize education and compassion with programs that strive to improve the quality of life by educating youth and supporting the underprivileged.

EDUCATION

Scholarship Programs: Since 1992, the Penguins have awarded over \$82,000 in higher education scholarships to deserving Pittsburgh area high school seniors. The team has awarded 49 Continuing Education Scholarships and 18 Bob Johnson Memorial Scholarships over the past 15 years. Each year, Penguins scholarship applications are available through the participating high schools and online at pittsburghpenguins.com. Students must have a grade-point average of 3.2 or better to qualify for a Penguins scholarship.

Continuing Education Scholarships: In conjunction with Pittsburgh Public Schools, three \$1,000 scholarships are awarded to Pittsburgh inner-city high school seniors each year on the basis of academic achievement, community service and participation in school activities.

Bob Johnson Memorial Scholarships: The \$2,500 annual scholarship was established in memory of the Penguins' late head coach, who led the team to its first Stanley Cup Championship in 1991. Co-sponsored by the Penguins Booster Club, it is awarded to a Western Pennsylvania high school senior for academic excellence, community service and for providing leadership, sportsmanship and a positive attitude as a member of their school's hockey program.



2006 Badger Bob Scholarship winner Kevin Pawlos, right, of Bishop Canevin.

Anti-Drug Program Public Service Announcements: Mark Recchi, Georges Laraque and Marc-Andre Fleury taped Public Service Announcements supporting the "Drugs Kill Dreams" Prevention Program. Created by Magistrate District Judge Gary DeComo in 1994, the drug prevention program has been quite successful among middle and high school students. The PSA messages focus on children in grades 5 through 12 and are used in a school assembly-type format.

SUPPORT

Highmark Blue Cross/Blue Shield Tickets for Kids Foundation Power Play Program: The program touched over 500 deserving community groups and social service agencies throughout the Pittsburgh area during the 2006-07 season. The Penguins launched the Highmark Blue Cross Blue Shield Tickets for Kids Foundation "Power Play" Program in December 2006, upgrading the original Tickets for Kids program created 10 years prior. As a result of this program, 11,000 Penguins tickets – a value of approximately \$900,000 – were donated to Tickets for Kids Foundation to reach deserving children throughout Western PA this season. The program creates opportunities for children who may otherwise not have the chance to experience the excitement of a Penguins hockey game. Since 1996, the Penguins have donated over 41,800 tickets to the neediest children served by hundreds of social service agencies and community groups located in the city and surrounding counties. Over the past 10 years, the Penguins have donated over \$3 million in tickets and support to Tickets for Kids Foundation.

IN THE COMMUNITY

Blood Drives: For the past 14 years, the Pittsburgh Penguins and the Central Blood Bank have joined forces to save lives. The 2006 "Score One for Life" blood drive over Labor Day Weekend collected 776 units of blood. During a second drive over the holidays, an additional 43 units were collected which translates to a total of 2,457 patients saved through blood donations at Penguins drives in 2006. The late summer drive was held at the Marriott City Center, the U.S. Steel Tower and at the U.S. Steel mill sites at Clairton, Irvin and Edgar Thomson. All donors received a pair of Penguins preseason game tickets. The holiday drive was held at Mellon Arena and all donors were eligible to win Penguins prizes. Since 1992, the Pittsburgh Penguins have participated in the Labor Day Weekend drive which is scheduled at a time when blood donations typically drop to critically low levels. A long summer of low donation rates often culminates in a severe shortage of blood by September. The Penguins "Score One for Life" blood drives have yielded over 12,691 registered donors and over 10,819 units collected.



Sidney Crosby poses with two young fans at the Make-A-Wish Party at Mellon Arena's Igloo Club.

Toy Collections: Penguins fans shattered all previous records for donations at the Annual Toy Collection in December 2006 when the team held its annual toy drive for the benefit of the U.S. Marines "Toys for Tots" program. Fans were encouraged to bring unwrapped new toys to the game or to make a cash donation to help purchase toys for underprivileged children in the Pittsburgh area. Penguins players' wives and Booster Club members joined Marines at Mellon Arena gates for the collection.

The Penguins surpassed the amount of donations from all previous toy drives collecting over 1,300 toys and \$3,470. Fans making donations were eligible to win autographed Penguins memorabilia during the game. Since 1992, Penguins fans have donated over 10,500 toys and \$22,650 at the teams' toy drives.

Food Drives: Penguins fans set a new record for community service in November 2006 when the Penguins held their annual "Score Against Hunger" food drive for the benefit of the Greater Pittsburgh Community Food Bank.

Fans donated over 4,000 pounds of non-perishable food and \$1,895 in cash donations to help feed the hungry at local community shelters and food pantries where the need for food has increased tremendously over the past few years.

The Penguins surpassed the amount of donations from all previous food drives. Fans making donations were eligible to win autographed Penguins memorabilia during the game.

Members of the Penguins Booster Club joined in the effort by staffing the collection sites at the arena gates.



Jordan Staal helps pick out winter boots for a young girl at Penguins Personal Shopping Day.

IN THE COMMUNITY

Since 1992, Penguins fans have donated over 18,700 pounds of food and \$14,655 at the team's "Score Against Hunger" annual food drives.

Make-A-Wish: The Penguins dramatically enhanced their relationship with the Make-A-Wish Foundation in 2007 by creating new programs that serve the Wish children and their families.

The multi-faceted partnership includes the annual Practice and Luncheon Party, a long-standing team tradition since the 1980s.

Children enjoy an up close and personal look at a Penguins practice session. After practice, the entire team and coaching staff join the families for lunch, chatting with the children, taking photos and signing autographs. Participating families are serviced by the local chapter of the Make-A-Wish Foundation.

Last year, the Penguins created a new game night program for the Foundation to raise needed funds for making the Wish children's special wishes come true. Each time a fan requested a JumboTron birthday announcement, that person would make a \$20 donation to the Make-A-Wish Foundation. At the conclusion of the regular season, the Penguins donated over \$10,000 to the Foundation from the birthday greeting program.

In addition, Make-A-Wish children and their families were special guests of Mark & Alexa Recchi in their Mellon Arena suite for several Penguins home games during the 2006-07 season.

Project Bundle-Up: The Penguins partner with The Salvation Army each year to provide a "Penguins Personal Shopping Day" for Project Bundle-Up, a community service program that provides winter clothing for local disadvantaged children.

The entire team participates in the event as each player is paired with a child for a shopping spree at a local retailer to purchase warm, comfortable clothing for the winter months.

After shopping, the children enjoy lunch and collect autographs from the players before returning to school.

"Penguins At Your Service" Dinner:

The Pittsburgh Penguins raised over \$332,000 for the Western Pennsylvania Chapter of the Cystic Fibrosis Foundation in February of 2007 when the team hosted the 20th anniversary of the "Penguins At Your Service" charity dinner at the Omni William Penn Hotel in Pittsburgh.

Penguins players, dressed in tuxedos and chef's aprons, passed plates instead of pucks as they greeted guests and served as waiters for the evening. Local media personalities assisted at each table. Along with dinner, the sold-out event included silent and live auctions.

Sidney Crosby captured highest tipping honors as he collected the top three gratuities



Sergei Gonchar, Evgeni Malkin and Ryan Malone pose with two young fans at the Make-A-Wish Party at Mellon Arena's Igloo Club.



Sidney Crosby delivers some salads at the "Penguins At Your Service" charity dinner.

IN THE COMMUNITY

at the dinner for a combined total of \$37,000. Marc-Andre Fleury and Evgeni Malkin rounded out the top five tips for the evening.

An annual event on Pittsburgh's social scene since 1986, the dinner has raised over \$4.3 million for research into finding a cure for cystic fibrosis.

United Way of Allegheny County: The Penguins partnered with Mellon throughout the 2006-2007 season to make a \$25,000 contribution to the local chapter of the United Way.

Mellon employees served as volunteers at Mellon Arena gates prior to Penguins home games to pass out promotional items to fans entering the building. To support the United Way's host of social service programs and as an expression of appreciation to Mellon employees, the Penguins organization presented a donation check to the United Way agency on April 3.

The United Way of Allegheny County also benefited from the Penguins charity carnivals during the 2002-03 and 2003-04 seasons.

Since 2003, the Penguins have donated over \$150,000 to the United Way of Allegheny County.

Recchi Suite Program: Penguins veteran forward Mark Recchi donated a Mellon Arena luxury suite to local children's charities throughout the 2006-07 hockey season.

Organizations benefiting from Recchi's charitable program included the Make-A-Wish Foundation, Ronald McDonald House Charities, Big Brothers Big Sisters and children from the team's Pen Pal Program which serves individuals stricken with illness or loss.

Alexa Recchi visited the suite each game, greeting the guests and distributing Penguins memorabilia that Mark had autographed for the children. Guests were also treated to pizza, snacks and a visit from team mascot Iceburgh.

In Kind Donations:

The Penguins are pleased to help local organizations with their fundraising efforts and give generously to a wide variety of charitable events throughout the Western PA tri-state area each year.

During the 2006-07 season, the Penguins made over 1,000 donations to local fundraisers benefiting a host of organizations from schools to medical associations. Donated memorabilia included autographed jerseys, sticks, pucks, photos and a variety of promotional items used for theme baskets.


Penguins game tickets are also donated to various non-profit organizations. Over 400 game tickets were donated to charitable events last year.

Charitable organizations with a tax exempt entity under section 501 (C) 3 of the Internal Revenue Code may request a donation for their benefit by submitting a formal request through the Penguins' website at pittsburghpenguins.com.

Penguins Ladies: Over the 2006 holiday season, Penguins player's wives and girlfriends held



Alexa Recchi visits a luxury suite she and her husband, Penguins winger Mark Recchi, donated to charity.



Marc-Andre Fleury poses with a young fan at the Make-A-Wish Party at Mellon Arena's Igloo Club.

IN THE COMMUNITY

their first-ever Holiday Ornament Online Auction to benefit The Children's Institute of Pittsburgh.

The ladies uniquely decorated Christmas ornaments which each player autographed. The ornaments were then auctioned off online through the NHL and Penguins websites. Winning bids were submitted from across the United States and Canada.

The auction raised over \$5,000 for The Children's Institute, an organization dedicated to the well-being of children, young people and their families and to providing services that meet their special needs.

The ladies also participate in the Penguins' annual toy drive, stationed at each Mellon Arena gate collecting toys and donations for the U.S. Marine Corps "Toys for Tots" program.



Mark Recchi poses with a young fan at the Make-A-Wish Party at Mellon Arena's Igloo Club.

COMPASSION

Pen Pals Program: The Pen Pals Program was created in 1998 to benefit individuals who are battling serious illness or have suffered catastrophic loss. Many of the children selected to participate in the program are patients at the Children's Hospital of Pittsburgh.

Throughout the regular season, the Penguins grant special visits to exceptional individuals and their families. Pen Pals select a practice session or a home game for their official visit.

Practice session visits include meeting players, touring the locker room, collecting autographs and taking photos. Pen Pals who select a game are treated to an evening on the town with a family dinner compliments of a Pittsburgh four-star restaurant and premium seats at a Penguins home game including a personalized welcome on the JumboTron and goodie bags filled with team memorabilia.

Nominations are accepted for the Pen Pals Program by contacting the Penguins Public/Community Relations Office.

Children's Hospital Visit: A team tradition since the 1970s, Penguins players and team mascot Iceburgh make an annual visit to The Children's Hospital of Pittsburgh.

Players visit each floor of the hospital, greeting patients and their families, signing autographs and distributing a variety of team memorabilia. After the room-to-room visits, players join patients in the hospital playrooms for a variety of tabletop games and activities.

On numerous occasions, the Children's Hospital of Pittsburgh has been named the beneficiary of monetary contributions from Penguins initiatives via National Hockey League based community programs.

PENGUINS ALUMNI ASSOCIATION

Alumni Charity Golf Classic: In 1998, the Pittsburgh Penguins Alumni Association created its signature event – the Alumni Charity Golf Classic - to benefit local charities. Over the past nine years, the event has donated over \$230,000 to charitable organizations with an emphasis on children. Benefactors include the Pittsburgh Sledge Hockey Team, Children's Hospital of Pittsburgh Heart Camp, Achieva, Pennies from Heaven, Lifesteps and the Mario Lemieux Foundation.

In 2001, the Alumni Charity Classic featured a reunion of the 1991 Stanley Cup Championship Team. The 2007 Classic in July will benefit Achieva, Children's Hospital Heart Camp, Mario Lemieux Foundation and the Western PA School for the Deaf.

Alumni Scholarship Program: The Penguins Alumni Association awards a scholarship annually to a deserving high school student-athlete. The \$2,000 scholarship is co-sponsored by

IN THE COMMUNITY

the NHL Alumni Association and is awarded to a Western PA high school senior for academics and superior participation with his/her school's ice hockey program. Local alumni members comprise the selection committee.

Alumni Charity Hockey & Softball Games: Alumni members participate in celebrity hockey & softball games benefiting local charities and community service organizations. They also represent the Penguins organization at team hockey camps, clinics and a variety of tri-state area events serving as guest speakers or participating in autograph sessions.

AMATEUR HOCKEY PROGRAMS

Penguins Cup Championships: The Penguins have sponsored the PIHL Penguins Cup Championships since 2004. As part of their sponsorship, the Penguins secure title sponsors, advertisers and market the event.

The tournament begins with 42 high school hockey teams competing in the A, AA and AAA Divisions and builds to the three championship games played at Mellon Arena. Game presentation features the JumboTron with video, graphics, music and public address creating an NHL game day atmosphere. Penguins Cup champions in each division move on to play the Flyers Cup champions for the Pennsylvania Cup championship.

The Penguins cover all costs of the playoffs and donate the proceeds from sponsorships and ticket sales to the PIHL. Over the past three years, the Penguins have donated over \$100,000.00 to the PIHL from this event.

YMCA Junior Penguins Hockey Program: The YMCA Junior Penguins Hockey Program was created in 2005 and grew over 40% in its second year of operation.

This youth-oriented partnership between the Penguins, Dick's Sporting Goods and Trib Total Media has proved quite successful at YMCA centers throughout the greater Pittsburgh area.

Developed exclusively for YMCA members, the beginning and intermediate youth street hockey program was created as a way to introduce the great game of hockey to new participants, teach basic fundamental skills and promote the value of exercise.

Over 800 participants enjoyed the YMCA Junior Penguins Program in its inaugural season, making it among the strongest programs offered in YMCA centers in the area. In 2006, the program welcomed six new venues in Greensburg, Ligonier Valley, New Castle, Oil City, Armstrong County and Pittsburgh.

Each participating YMCA branch is provided with structured support, program equipment and staff training on hockey skills. Equipment is made available for all teams. Each child also receives a program t-shirt and a street hockey stick.

Street Pals: Since 2000, the Penguins have worked with City of Pittsburgh Parks & Recreation to introduce the sport of hockey as an after-school activity through its Street Pals Program.

Street Pals has been a valued program at city recreation centers every spring and autumn and is used as a tool to pull at-risk youths off the street and engage them in constructive activities.

In conjunction with the NHL's grass roots initiatives, the Penguins have donated free equipment and conducted clinics at each center. In addition, the Penguins have supported the program by donating tickets for the children to attend Penguins games and the College Hockey Showcase at Mellon Arena. The team has also contributed a variety of memorabilia including



IN THE COMMUNITY

youth bags, t-shirts and prizes for the Street Pals' annual closing ceremonies. The Street Pals program is also underway at the Jewish Community Center at Squirrel Hill.

YOUTH HOCKEY CAMPS & CLINICS

From beginners to advanced skaters, the Penguins offer a variety of instructional and conditioning camps and clinics for Pittsburgh-area athletes.

During the 2006-07 season, over 750 local youths participated in the Penguins youth hockey camps and clinics which included Scrimmage Camp, Summer Hockey School, Tune Up for Tryouts, Holiday Power Skating Camp and the Learn-to-Play Hockey Clinic. Youths are offered the ideal opportunity to develop their skills by receiving professional on and off-ice instruction from Penguins personnel including Assistant Coach Mike Yeo, Power Skating Coach Besa Tsintsadze and alumnus/broadcaster Phil Bourque.

High School Players of the Month: For 14 seasons, the Penguins have paid tribute to local high school hockey players from the PIHL with Highmark Player of the Month awards.

Four times each season, the PIHL selects one player from its North, South, East and West regions to be recognized at a Penguins home game for their outstanding on-ice performance and commitment to their team. Honorees receive complimentary game tickets, a commemorative plaque, in-game recognition on the JumboTron and are featured on the Penguins' website.

Hockey in the Hood: Hockey in the Hood has touched the lives of many boys and girls in the Pittsburgh area. For six months (October thru March) the chance to play ice hockey is available to a group of children that may never have had the opportunity to play or experience the game.

The program was established in October 2000 with the support of the Pittsburgh Penguins & its Alumni Association. As part of the National Hockey League Diversity Task Force, Hockey in the Hood has provided boys and girls in the Pittsburgh area the opportunity to learn to skate and play ice hockey at no cost.

For the past seven seasons, the boys and girls of Hockey in the Hood have had the opportunity to experience a great game in ice hockey, as well as learn team building skills, teamwork and sportsmanship.

Hockey in the Hood has traveled to Michigan to participate in the annual NHL Diversity Task Force Showcase featuring other NHL DTF teams from Washington D.C., New York, Columbus, Ohio and Boston.

Hockey in the Hood is open to all children ages 5 to 18 years in the Pittsburgh area.

Since its inception, the Penguins have served as a catalyst for substantial contributions to the Hockey in the Hood program including the NHL 10,000 A.S.S.I.S.T. Award, Mario Lemieux's Lester B. Pearson Nomination Award, Mario Lemieux's Powerade Player of the Year Award for \$10,000 in Nike/Bauer equipment and a \$23,000 donation from the Bob Johnson Memorial Foundation.

Iceburgh: A delight for children of all ages, Pittsburgh Penguins mascot Iceburgh not only provides Penguins fans with energetic game night entertainment but this large fluffy bird can also be seen at a multitude of community events and elementary schools throughout the greater Pittsburgh area.

Iceburgh arrived on the scene in 1992 and is a staple at all Penguins events and appearances.

In 2005, the "Iceburgh Goes to School" program was created with Iceburgh visiting local elementary schools for question & answer sessions with the students. He also serves as a unique "guest reader" at elementary and middle schools. His skill with animation entertains the students as they listen to their official book reader.

Along with a host of community festivals, fairs and fundraisers, Iceburgh's annual community calendar includes visits to the Western PA School for the Blind Family Day, Western PA School for the Deaf, Cystic Fibrosis Great Strides Walk, Pittsburgh Citiparks Mascot Skate, Heinz Regional History Center benefits and a variety of Relay for Life event locations.

Iceburgh is also available for commercial appearances by contacting the Penguins Public/Community Relations Office.

STAFF DIRECTORY

OWNERSHIP

EXECUTIVE OPERATIONS

Chairman
CEO
President
Executive VP/General Manager
Vice President, Business & Legal Affairs
Vice President & Controller
Vice President, Sales & Marketing
Vice President, Communications
Senior Consultant
Executive Assistants
Receptionist
Mailroom Supervisor

HOCKEY OPERATIONS

Assistant General Manager
Senior Advisor/Hockey Operations
Director of Player Development
Director of Hockey Administration
Head Coach
Assistant Coaches
Goaltending Coach
Strength & Conditioning Coach
Senior Director of Team Services and Media Relations
Executive Assistant
Video Coordinator

SCOUTS

Director of Professional Scouting
Pro Scouts
Director of Amateur Scouting
Amateur Scouts
European Scouts

TRAINING STAFF

Equipment Manager
Assistant Equipment Managers
Team Physician
Head Athletic Trainer
Assistant Athletic Trainer
Physical Therapist

WILKES-BARRE COACHING STAFF

Head Coach, Wilkes-Barre/Scranton (AHL)
Assistant Coach, Wilkes-Barre/Scranton (AHL)

COMMUNICATIONS

Assistant Director of Media Relations
Manager of Media Relations
Director of Content/Publications
Exec. Producer, Penguins Radio Network
Radio Broadcasters

MARKETING

Director of Marketing
Director of Game Operations/Video Production
Creative Director
Director of Amateur Hockey
Director of Community/Alumni Relations
Director of New Media
Game Night Producer
Game Night Manager
Manager of Arts & Graphics
Editors

CORPORATE SALES

Senior Director of Corporate Sales
Managers of Corporate Sales
Senior Account Service Manager
Account Service Manager
Account Service Coordinator
Corporate Sales Liaison

FINANCE

Assistant Controller
Senior Accountant
Payroll Manager
Accounts Payable

TICKETING

Senior Director of Ticketing
Director of Premium Seating/Group Sales
Manager of Premium Sales
Coordinator of Premium Services
Group Sales Account Executive
Director of Ticket Sales and Services
Ticket Sales Account Executives
Inside Sales Representatives
Box Office Manager
Manager of Box Office Operations
Box Office Assistant
Manager of Customer Service
Customer Service Representatives
Director of Database Marketing
Database Manager

Lemieux Group LP

Mario Lemieux
Ken Sawyer
David Morehouse
Ray Shero
Ted Black
Kevin Hart
David Soltesz
Tom McMillan
Ron Porter
Fay McNamara, Kim Wood
Kelly Hart
Brett Hart

Chuck Fletcher
Ed Johnston
Tom Fitzgerald
Jason Botterill
Michel Therrien
Andre Savard, Mike Yeo
Gilles Meloche
TBA
Frank Buonomo
Kristen Yunn
Travis Ramsay

Dan MacKinnon
Derek Clancey, Kevin Stevens
Jay Heinbuck
Brian Fitzgerald, Chuck Grillo, Jim Madigan, David McNamara, Wayne Meier, Darryl Plandowski, Matt Recchi
Patrik Allvin, Robert Neuhauser

Dana Heinze
Paul DeFazio, Danny Kroll
Dr. Charles Burke
Chris Stewart
Scott Adams
Mark Mortland

Todd Richards
Dan Bylsma

Brian Werger
Jennifer Bullano
Joe Sager
Ray Walker
Mike Lange, Phil Bourque

Ross Miller
Chris Devivo
Barb Pilarski
Mark Shuttleworth
Cindy Himes
Jeremy Zimmer
TBA


James Archer
Dori Minnis
Steve Finerty, Billy Wareham

Kimberly Bogesdorfer
David Schleiter, Danny Smith
Lori Wineland
Jaime Greenwald
Ronald Hay
Pierre Larouche

Mark R. Kuczinski
Troy Ussack
Andrea Winschel
Tawni Love

James Santilli
Mike Guiffre
Brian Magness
Lydia Tobiasz
Mike Zatchey
Chad Slencak
George Birman, Bonnie Golinski, George Murphy, Chuck Pukansky
Jeff Blizman, Beth Folcik, Robbie Hofmann, Nicole Kyslinger, Sarah Swartz
Carol Coulson
Jason Onufer
Kelly Gabany
Kathy Davis
Cori Shrader, Amanda Rameas, Kathleen Unger
Jill Shipley
Erin Exley

PLAYERS






20

colby armstrong

Pos: Right wing Shoots: Right Ht: 6-2 Wt: 188
 DOB: 11/23/82 POB: Lloydminster, SK



(AHL) during the regular season...Established new career-highs in goals (18), assists (37) and points (55)...Tied for third in scoring and tied for fifth in plus/minus (+9)...Led team with three short-handed goals...Plus or even in 65 of 80 games...Recorded six points (4+2) and 14 penalty minutes in 11 playoff games...Tied for first on team in playoff goals...**2003-04:** Played in 67 games with Wilkes-Barre/Scranton, recording 27 points (10g, 17a) and 71 penalty minutes...Plus or even in 56 of 67 games... Played in all 24 playoff games, recording four points (3+1) and 45 penalty minutes...**2002-03:** Played in 73 games with Wilkes-Barre/Scranton during his first pro season...Recorded 18 points (7g, 11a) and 76 penalty minutes...Scored two power-play goals October 10th vs. Saint John in his pro debut...Appeared in three playoff games going scoreless...**2001-02:** Ranked third on Red Deer (WHL) in scoring with 68 points (27g, 41a)...Tied for first with eight game-winning goals, tied for second with two short-handed goals, tied for third in goals, ranked third in assists, ranked third with nine power-play goals and ranked sixth with 115 penalty minutes...Served as the team's captain...Tied for fourth on the team in playoff scoring with 16 points (6g, 10a)...Led the team with 32 penalty minutes...Scored two game-winning goals, helping Red Deer to the Memorial Cup championship...**2000-01:** Ranked fourth on Red Deer in scoring with 78 points (36g, 42a) in 72 games...Ranked sixth on the team with 156 penalty minutes...Ranked third on the team in goals and was third with eight game-winning goals...Recorded two points (1g, 1a) in the 2001 CHL Top Prospects Game...**1999-00:** Ranked fourth on Red Deer in scoring with 38 points (13g, 25a) in 68 games...Ranked sixth on the team with 122 penalty minutes.

vs NHL

Team	GP	G	A	PTS	PIM
ANA	1	0	0	0	2
ATL	6	2	0	2	2
BOS	5	1	1	2	4
BUF	4	0	1	1	0
CGY	--	--	--	--	--
CAR	6	0	4	4	8
CHI	2	1	0	1	2
COL	--	--	--	--	--
CBJ	2	0	0	0	7
DAL	1	0	0	0	0
DET	1	0	0	0	2
EDM	1	0	0	0	0
FLA	6	2	3	5	2
LA	1	0	1	1	0
MIN	--	--	--	--	--
MON	6	2	4	6	2
NSH	2	1	2	3	0
NJ	13	2	1	3	10
NYI	14	4	8	12	14
NYR	13	4	6	10	24
OTT	8	2	5	7	6
PHI	12	3	2	5	13
PHO	1	0	0	0	2
PIT	--	--	--	--	--
STL	1	0	0	0	0
SJ	1	0	0	0	0
TB	6	1	2	3	2
TOR	7	1	1	2	8
VAN	1	0	1	1	5
WSH	6	2	4	6	10
TOTALS	127	28	46	74	125

Career

2006-07: Played 80 games in his first full NHL season and tallied 34 points (12g, 22a)...All 12 of his goals were scored when the game was tied or the Penguins trailed...Scored three overtime goals tying a Penguins season record shared by Jaromir Jagr (1998-99), Aleksey Morozov (2003-04), Ryan Malone (2003-04), and Sidney Crosby (2005-06)...A top penalty killer that led the club in shorthanded time on ice...**2005-06:** Recorded 40 points (16g, 24a) in 47 games after being recalled from Wilkes/Barre Scranton...Led the Penguins with a plus-15 rating which ranked fourth among all NHL rookies...Ranked fourth among NHL rookies and 10th overall in shooting percentage (18.6%)...Ended the season with a four-game point streak (3g, 5a)...Had an eight-game point streak (5g, 7a) from February 10th to March 12th...**2004-05:** Appeared in all 80 games for Wilkes-Barre/Scranton

transactions

Drafted by the Penguins in the first round (21st overall) of the 2001 Entry Draft.

Career Statistics

YEAR	TEAM	LEAGUE	regular season											playoffs					
			GP	G	A	PTS	PIM	+/-	PP	SH	GW	S	GP	G	A	PTS	PIM		
1998-99	Red Deer	WHL	1	0	1	1	0	--	--	--	--	--	--	--	--	--	--	--	--
1999-00	Red Deer	WHL	68	13	25	38	122	--	--	--	--	--	2	0	1	1	11		
2000-01	Red Deer	WHL	72	36	42	78	156	--	--	--	--	--	21	6	6	12	39		
2001-02	Red Deer	WHL	64	27	41	68	115	--	--	--	--	--	23	6	10	16	32		
2002-03	Wilkes-Barre	AHL	73	7	11	18	76	-13	3	0	1	111	3	0	0	0	4		
2003-04	Wilkes-Barre	AHL	67	10	17	27	71	6	3	0	0	130	24	3	1	4	45		
2004-05	Wilkes-Barre	AHL	80	18	37	55	89	9	6	3	4	166	10	4	2	6	14		
2005-06	PITTSBURGH	NHL	47	16	24	40	58	15	7	2	3	86	--	--	--	--	--		
	Wilkes-Barre	AHL	31	11	18	29	44	14	4	0	2	64	--	--	--	--	--		
2006-07	PITTSBURGH	NHL	80	12	22	34	67	2	1	1	3	145	5	0	1	1	11		
	Canada	WC	9	1	1	2	4	1	0	0	1	6	--	--	--	--	--		
PGH/NHL TOTALS			127	28	46	74	125	17	8	3	6	231	5	0	1	1	11		

personal


Nickname – Army...Lists Wayne Gretzky as his hockey idol...Scoring the gold-medal winning goal at the 2007 World Championship is most memorable hockey moment...Favorites include: Amazon Cafe, The Melting Pot (restaurant) and Talladega Nights: The Ballad of Ricky Bobby (movie)...Enjoys fishing...Owns a dog and a cat...Involved with the Cancer Society



16

erik christensen

Pos: Center Shoots: Left Ht: 6-1 Wt: 208
 DOB: 12/17/83 POB: Edmonton, AB



for first in AHL with five shootout goals during the regular season...Made pro debut October 13th vs. Manitoba ...Ranked fourth on the team in scoring during the playoffs, recording seven points (1g, 6a) in 11 games ...**2003-04:** Led Brandon (WHL) in playoff scoring and goals, recording 12 points (8g, 4a) in 11 playoff games ...Led the team with six power-play goals during the playoffs and tied for fifth in assists...Ranked sixth on the team in scoring with 38 points (17g, 21a) during the regular season and ranked fifth in goals despite playing in only 34 games...Traded from Kamloops (WHL) on January 1st after scoring 24 points (10g, 14a) in 29 games...**2002-03:** Led Kamloops in goals (54), assists (54), points (108), power-play goals (18) and was tied for first with two short-handed goals...Received the Bob Clarke Trophy as the WHL's leading scorer...Led the WHL in goals, ranked seventh in assists, tied for sixth in power-play goals, and was tied for second in the WHL with 10 game-winning goals...Ranked first on the team in playoff scoring with eight points (1g, 7a) in six games...**Career:** Played parts of five seasons in Kamloops, 1999-2003, recording 224 points (106g, 118a) and 205 penalty minutes in 275 games

vs NHL

Team	GP	G	A	PTS	PIM
ANA	--	--	--	--	--
ATL	6	1	2	3	4
BOS	5	2	3	5	4
BUF	6	0	1	1	0
CGY	1	0	0	0	4
CAR	4	0	1	1	2
CHI	1	0	1	1	0
COL	1	1	0	1	2
CBJ	--	--	--	--	--
DAL	1	0	0	0	0
DET	1	0	0	0	2
EDM	--	--	--	--	--
FLA	5	2	1	3	2
LA	--	--	--	--	--
MIN	1	0	0	0	12
MON	6	4	1	5	2
NSH	1	0	0	0	0
NJ	7	2	1	3	4
NYI	8	5	2	7	2
NYR	10	0	3	3	6
OTT	4	0	1	1	0
PHI	7	5	3	8	6
PHO	1	0	0	0	0
PIT	--	--	--	--	--
STL	2	0	0	0	2
SJ	--	--	--	--	--
TB	4	0	0	0	2
TOR	6	1	0	1	0
VAN	--	--	--	--	--
WSH	6	1	2	3	4
TOTALS	94	24	22	46	60

Career

2006-07: Ranked 10th on the Penguins in scoring with 33 points (18g, 15a) in 61 games played...Tied for the NHL lead with eight shootout goals...Scored on 8 of 14 shootout attempts (57.1%) and has converted 9 of 15 (60%) in his career, the best mark in Penguins history ...Recorded the deciding goal in three of the 10 shootout wins for the Penguins ...Played 16 games with Wilkes-Barre/Scranton prior to his recall and registered 24 points (12g, 12a)...**2005-06:** Made his NHL debut on November 1st vs. New Jersey and went on to score 13 points (6g, 7a) in 33 games during his rookie campaign...Scored first NHL goal on November 3rd vs. the New York Islanders ...Racked up 46 points (24g, 22a) in 48 games with Wilkes-Barre/Scranton ...Added four points (2g, 2a) in the playoffs for the Baby Penguins...**2004-05:** Recorded 27 points (14g, 13a) and 33 penalty minutes in first pro season with Wilkes-Barre/Scranton (AHL)...Tied

transactions

Drafted by Penguins in the third round (69th overall) of the 2002 Entry Draft.

Career Statistics

YEAR	TEAM	LEAGUE	regular season										playoffs						
			GP	G	A	PTS	PIM	+/-	PP	SH	GW	S	GP	G	A	PTS	PIM		
1999-00	Kamloops	WHL	66	9	5	14	41	--	--	--	--	--	--	--	--	--	--	--	--
2000-01	Kamloops	WHL	72	21	23	44	36	--	--	--	--	--	--	--	--	--	--	--	--
2001-02	Kamloops	WHL	70	22	36	58	68	--	--	--	--	--	--	--	--	--	--	--	--
2002-03	Kamloops	WHL	67	54	54	108	60	--	--	--	--	--	6	1	7	8	14	--	--
2003-04	Kamloops	WHL	29	10	14	24	40	--	--	--	--	--	--	--	--	--	--	--	--
	Brandon	WHL	34	17	21	38	20	--	--	--	--	--	1	8	4	12	8	--	--
2004-05	Wilkes-Barre	AHL	77	14	13	27	33	-1	4	0	3	116	11	1	6	7	4	--	--
2005-06	PITTSBURGH	NHL	33	6	7	13	34	-3	2	0	0	85	--	--	--	--	--	--	--
	Wilkes-Barre	AHL	48	24	22	46	50	10	11	1	--	--	11	2	2	4	2	--	--
2006-07	PITTSBURGH	NHL	61	18	15	33	26	-3	6	0	1	133	4	0	0	0	0	6	6
	Wilkes-Barre	AHL	16	12	12	24	8	7	7	0	3	57	--	--	--	--	--	--	--
PGH/NHL TOTALS			94	24	22	46	60	-6	8	0	1	218	4	0	0	0	0	6	6

personal

Nickname – Crush, Crusher...Lists Wayne Gretzky as his hockey idol...Favorites include: Ruth's Chris Steakhouse (restaurant), Metallica (band) and Scarface (movie)...Erik's father, Ivan, owns a unique dry-land hockey training school he runs in suburban Edmonton.



87



2007
Hart Trophy
Art Ross Trophy
Pearson Award

sidney crosby

Pos: Center Shoots: Left Ht: 5-11 Wt: 200
DOB: 8/7/87 POB: Cole Harbour, NS

vs NHL


Team	GP	G	A	PTS	PIM
ANA	1	0	1	1	0
ATL	8	2	7	9	14
BOS	7	3	9	12	2
BUF	8	4	5	9	6
CGY	1	1	0	1	2
CAR	8	4	4	8	8
CHI	2	0	2	2	2
COL	1	0	1	1	2
CBJ	2	0	1	1	8
DAL	1	0	2	2	0
DET	2	0	1	1	2
EDM	1	0	0	0	0
FLA	8	3	7	10	10
LA	1	0	3	3	0
MIN	1	0	0	0	0
MON	8	5	9	14	10
NSH	2	0	3	3	4
NJ	16	8	10	18	18
NYI	15	9	22	31	16
NYR	15	8	12	20	12
OTT	7	1	4	5	10
PHI	16	14	16	30	18
PHO	1	1	3	4	0
PIT	--	--	--	--	--
STL	2	0	1	1	0
SJ	1	0	0	0	2
TB	8	3	6	9	8
TOR	8	3	9	12	4
VAN	1	1	0	1	4
WSH	8	5	9	14	6
TOTALS	160	75	147	222	170

Career

2006-07: Named captain of the Penguins on May 31, 2007 becoming youngest team captain in NHL history...Awarded the Hart Trophy as the league's most valuable player...Named youngest recipient of Lester B. Pearson Award as voted by members of the NHLPA...Selected as NHL First Team All-Star...Led the NHL in scoring with 120 points (36g, 84a) to earn the Art Ross Trophy and become the youngest scoring champion in league history...Ranked second in the NHL with 84 assists while leading the league in power-play points (61) and power-play assists (48)...Scored in 60 of 79 games played during the season and had multiple points in 38 games...Led the Penguins in playoff scoring with five points (3g, 2a) in five games...Scored a goal in each of his first three playoff games...Recorded his 100th point of the season when he scored a goal on March 10th vs. the New York Rangers... Became just the third player in NHL

transactions

Drafted by Penguins in the first round (1st overall) in the 2005 Entry Draft.



history to register 100 points in his second season after scoring 100-or-more in his rookie season...Became the fifth Penguins player to record back-to-back 100-point seasons...Scored a goal on March 2nd vs. Carolina to become the youngest player (19 years, 207 days) in NHL history to reach 200 points...Led NHL All-Star balloting with 825,783 votes...Youngest player to start NHL All-Star Game since fan balloting began in 1986...Registered his 100th career assist on December 19th vs. St. Louis...Took over the NHL scoring lead after scoring six points (1g, 5a) on December 13th vs. Philadelphia...Scored four points (1g, 3a) on December 15th vs. the New York Islanders to become only the third teenager in NHL history to score 10-or-more points over a two-game span...Had a 10-game scoring streak, equaling a career high, from December 12th to December 21st registering 23 points (7g, 16a) during that span...Recorded 132 points (49g, 83a) through his first 100 games, which is the second-highest total for any active NHL player...His two-season total of 222 points is the fifth-highest total in NHL history for a player in his first two seasons...Recorded first career hat-trick on October 28th vs. Philadelphia...**2005-06:** Collected 102 points (39g, 63a) in first NHL season...Tied for the fifth-best offensive season by an NHL rookie...Surpassed Mario Lemieux's Penguins rookie record of 100 points set in the 1984-85 season...Youngest player (18 years, 253 days) in NHL history to reach 100 points, surpassing Hall of Famer Dale Hawerchuk's record by 101 days...Led NHL rookies in assists (63) and finished second to Alexander Ovechkin of Washington in rookie scoring...Led the Penguins in goals (39), assists (63), points (102), power play goals (16), game-winning goals (5), and shots (278)...Named top forward at 2006

continued on next page


Career Statistics

YEAR	TEAM	LEAGUE	regular season										playoffs						
			GP	G	A	PTS	PIM	+/-	PP	SH	GW	S	GP	G	A	PTS	PIM		
2002-03	Shattuck	USHS	57	72	90	162	--	--	--	--	--	--	--	--	--	--	--	--	--
2003-04	Rimouski	QMJHL	59	54	81	135	74	--	--	--	--	--	9	7	9	16	13	--	--
	Canada	WJC	6	2	3	5	4	--	--	--	--	--	--	--	--	--	--	--	--
2004-05	Rimouski	QMJHL	62	66	102	168	84	--	--	--	--	--	13	14	17	31	16	--	--
	Rimouski	M. Cup	--	--	--	--	--	--	--	--	--	5	6	5	11	6	--	--	
	Canada	WJC	6	6	3	9	4	--	--	--	--	--	--	--	--	--	--	--	--
2005-06	PITTSBURGH	NHL	81	39	63	102	110	-1	16	0	5	278	--	--	--	--	--	--	--
	Canada	WC	9	8	8	16	10	7	2	0	1	25	--	--	--	--	--	--	--
2006-07	PITTSBURGH	NHL	79	36	84	120	60	10	13	0	4	250	5	3	2	5	4	--	--
PGH/NHL TOTALS			160	75	147	222	170	9	29	0	9	528	5	3	2	5	4	--	--


personal

Nicknames include Sid and Darryl...Lists Steve Yzerman as his hockey idol...Most memorable hockey moment was winning the 2005 World Junior Championship with Team Canada...Los Angeles is his favorite vacation spot...Enjoys Chinese food...3 Doors Down, Three Days Grace and Tim McGraw are his favorite bands...Favorite sport other than hockey is baseball...Among other favorites: Vince Vaughn (actor), Eva Mendes (actress), Friends (TV show), Morton's and Sewickley Cafe (restaurant) and Rocky and Dumb & Dumber (movies).

World Championship in Riga, Latvia, and became the youngest player to win the scoring title at the tournament when he tallied 16 points (8g, 8a) in nine games for Canada... **2004-05:** Named the Canadian Hockey League's Player of the year and won his second consecutive CHL scoring title after recording 168 points (66g, 102a) in 68 games with Rimouski of the Quebec Major Junior Hockey League... Led the QMJHL playoffs in scoring with 31 points (14g, 17a) in 13 games, leading Rimouski to the QMJHL championship and a berth in the Memorial Cup... Recorded 11 points (6g, 5a) in five games during the Memorial Cup... Won a gold medal with Team Canada at the 2005 World Junior Championships in Grand Forks, ND... Tied for seventh in scoring at the World Juniors with nine points (6g, 3a) in six games... Named CHL Player of the Week on five different occasions – week ending Sept. 26 (3gp, 2+8), week ending Jan. 30 (8+3), week ending Feb. 27 (2gp, 4+4), week ending Mar. 13 (2gp, 6+6) and week ending Mar. 20 (3gp, 2+9)... Recorded 74 points in 35 games with Rimouski (2.11 points per game) before the 2005 World Junior Championships and recorded 94 points in 27 games with Rimouski (3.48 points per game) after the 2005 World Junior Championships... Averaged 2.71 points per game during the season, the second highest points per game average in the history of the Canadian Hockey League (Mario Lemieux, 4.03 ppg with Laval in 1983-84)... His 54-point margin in winning the CHL scoring title was the fourth largest margin in CHL history (Lemieux - 112 pts in 1983-84, Rob Brown - 66 pts in 1986-87, Guy Lafleur - 65 pts in 1970-71)... Selected by the Penguins with the first pick in the 2005 NHL Entry Draft in



Ottawa, Ontario... Third time the Penguins have selected first overall in the Entry Draft (1984 – Mario Lemieux, 2003 – Marc-Andre Fleury)... Finished his two-year career in the Canadian Hockey League with the second best points per game average in CHL history with a 2.51 points per game average (Mario Lemieux – 2.81 ppg)... Posted a Plus-127 rating in 121 career regular season games with Rimouski... **2003-04:** Named CHL Player of the Year and CHL Rookie of the Year after recording 135 points (54g, 81a) in 59 games with Rimouski... His 135 points were the most by a 16-year-old in QMJHL history and the second most in Canadian Hockey League history (Wayne Gretzky – 182 pts in 64 games with Sault Ste. Marie in 1977-78)... Recorded 16 points (7g, 9a) in nine playoff games with Rimouski... Won a silver medal with Team Canada at the 2004 World Junior Championships in Helsinki, Finland, recording five points (2g, 3a) in six games... On December 28th, at 16 years, four months and 24 days, became the youngest player to ever score a goal for the Canadian Junior team... Was the only player under the age of 18 to be invited to join the Canadian Junior Hockey Team... Prior to the 2003-04 season, he was selected first overall in the QMJHL midget draft by Rimouski... **2002-03:** Scored 72 goals and recorded 90 assists for 162 points in 57 games with Shattuck-St. Mary's School, the same high school attended by Penguins forward Ryan Malone



YOUNGEST SCORING CHAMPIONS IN TEAM SPORTS HISTORY

Title	Player	Team	Age	Year
NHL scoring title	Sidney Crosby	Pittsburgh Penguins	19 years, 241 days	2006-07
NBA scoring title	Max Zaslofsky	Chicago Stags	22 years, 105 days	1947-48
MLB batting title	Al Kaline	Detroit Tigers	20 years, 280 days	1955
NFL rushing title	Edgerrin James	Indianapolis Colts	21 years, 155 days	1999
PGA major (since WWII)	Tiger Woods	(The Masters)	21 years, 105 days	1997
NASCAR points title	Bill Rexford		23 years	1950

Source: NHL

YOUNGEST TO 200 POINTS

Player	Age
1. Sidney Crosby	19 years, 206 days
2. Wayne Gretzky	19 years, 347 days
3. Jimmy Carson	20 years, 107 days
4. Mario Lemieux	20 years, 133 days
5. Pierre Turgeon	20 years, 155 days

Source: Elias Sports Bureau

YOUNGEST ART ROSS WINNERS

Player	Age
1. Sidney Crosby	19 years, 244 days
2. Wayne Gretzky	20 years, 69 days
3. Busher Jackson	21 years, 63 days
4. Wayne Gretzky	21 years, 68 days
5. Bobby Hull	21 years, 77 days


Source: Elias Sports Bureau



3

mark eaton

Pos: Defense Shoots: Left Ht: 6-2 Wt: 204
 DOB: 5/6/77 POB: Wilmington, DE



vs NHL

Team	GP	G	A	PTS	PIM
ANA	14	1	1	2	6
ATL	6	0	1	1	0
BOS	8	1	2	3	4
BUF	5	0	0	0	4
CGY	11	0	3	3	4
CAR	6	0	0	0	2
CHI	24	3	0	3	10
COL	16	0	4	4	4
CBJ	24	1	0	1	16
DAL	20	1	0	1	12
DET	22	2	1	3	14
EDM	12	0	3	3	10
FLA	6	0	0	0	4
LA	15	0	2	2	4
MIN	17	1	1	2	0
MON	7	0	0	0	6
NSH	2	0	0	0	0
NJ	8	1	1	2	0
NYI	6	0	0	0	0
NYR	12	2	1	3	6
OTT	8	0	1	1	4
PHI	7	1	2	3	2
PHO	18	1	1	2	8
PIT	6	0	0	0	2
STL	21	0	2	2	8
SJ	14	0	2	2	4
TB	7	0	1	1	0
TOR	6	0	2	2	4
VAN	12	1	3	4	6
WSH	8	0	0	0	10
TOTALS	348	16	34	50	154

Career

2006-07: Collected three assists in 35 games played...Missed 47 games due to injuries...Ranked sixth on the club with 83 blocked shots...Ranked fifth on the team and third among defensemen in average time on ice per game...Recorded his first point as a Penguin, an assist, on October 24th vs. New Jersey...Appeared in all five Stanley Cup playoff games for the Penguins...**2005-06:** Scored four points (3g, 1a) in 69 games with Nashville...Collected a career-high 44 penalty minutes...Two of his three goals came in the team's final seven games...Led the team with 170 blocked shots...Ranked fifth on the team in average time on ice per game...Led the club in shorthanded time on ice per game (5:22), which ranked seventh overall in the NHL...**2004-05:** Participated in the 2005 U.S. Olympic Men's Ice Hockey Orientation Camp from Sept. 5 to Sept. 8

transactions

Signed as a free agent by Philadelphia on August 4, 1998. Acquired by Nashville from Philadelphia in exchange for Detroit's third round choice in the 2001 Entry Draft on September 29, 2000. Signed as a free agent by the Penguins on July 3, 2006.

...Appeared in 29 games with Grand Rapids (AHL) scoring six points (3g, 3a)...Helped Team USA win the Deutschland Cup tournament in November 2004...**2003-04:** Registered career-highs in games played (75), goals (4), assists (9), and points (13)...Established a franchise record with a career-high plus-16 rating...Posted a career-high in average time on ice (20:55), which was over two minutes more per game than his previous career-best (18:17 in 1999-00)...Scored a goal in his 200th career NHL game on December 23rd vs. Minnesota...Posted a career-high three assists/points on October 25th vs. Colorado...Appeared in all six of Nashville's postseason games...**2002-03:** Scored nine points (2g, 7a) in 50 games...His plus-1 rating ranked second among Nashville defensemen...**2001-02:** Tallied eight points (3g, 5a) in 58 games...Skated in his 100th career NHL game on January 19th vs. Columbus...Played for the United States at the 2002 World Championship in Sweden and registered three assists in a 5-2 win vs. Italy...**2000-01:** Led the team with a plus-7 rating, recording an even-or-better rating in 30 of his 34 contests...Played for the United States at the 2001 World Championship and recorded one goal (game-winner vs. Finland) and one assist in nine games...**1999-2000:** Made his NHL debut on October 2nd vs. Ottawa as a member of the Philadelphia Flyers...Recorded his first NHL point, an assist, on October 22nd vs. the New York Rangers...Scored first NHL goal on April 8th vs. Boston and it also proved to be the game-winner...Became first hockey player named Delaware's athlete of the year by Delaware Sportswriters and Broadcasters Association...**1998-99:** Named top defenseman of the Philadelphia Phantoms (AHL)...Led team rookies in assists (27) and points (36)...Led the club in the playoffs with a plus-9 rating...**1997-98:** Named CCHA Rookie of the Year during only season at the University of Notre Dame.

Career Statistics

YEAR	TEAM	LEAGUE	regular season													playoffs			
			GP	G	A	PTS	PIM	+/	PP	SH	GW	S	GP	G	A	PTS	PIM		
1995-96	Waterloo	USHL	50	4	21	25	--	--	--	--	--	--	--	--	--	--	--	--	--
1996-97	Waterloo	USHL	50	6	32	38	62	--	--	--	--	--	--	--	--	--	--	--	--
1997-98	Notre Dame	CCHA	41	12	17	29	32	--	--	--	--	--	--	--	--	--	--	--	--
1998-99	Philadelphia	AHL	74	9	27	36	38	--	--	--	--	--	--	16	4	8	12	0	0
1999-00	Philadelphia	NHL	27	1	1	2	8	1	0	0	1	25	7	0	0	0	0	0	0
	Philadelphia	AHL	47	9	17	26	6	--	--	--	--	--	--	--	--	--	--	--	--
2000-01	Nashville	NHL	34	3	8	11	14	7	1	0	1	32	--	--	--	--	--	--	--
	Milwaukee	AHL	34	3	12	15	27	--	--	--	--	--	--	--	--	--	--	--	--
2001-02	Nashville	NHL	58	3	5	8	24	-12	0	0	0	52	--	--	--	--	--	--	--
2002-03	Nashville	NHL	50	2	7	9	22	1	0	0	0	52	--	--	--	--	--	--	--
	Nashville	AHL	3	1	0	1	2	--	--	--	--	--	--	--	--	--	--	--	--
2003-04	Nashville	NHL	75	4	9	13	26	16	0	0	1	82	6	0	0	0	2	0	2
2004-05	Grand Rapids	AHL	29	3	3	6	21	--	--	--	--	--	--	--	--	--	--	--	--
2005-06	Nashville	NHL	69	3	1	4	44	-2	0	0	0	28	5	0	0	0	0	8	0
2006-07	PITTSBURGH	NHL	35	0	3	3	16	-6	0	0	0	22	5	0	0	0	0	0	0
NHL TOTALS			348	16	34	50	154	5	1	0	3	293	23	0	0	0	0	10	10
PITTSBURGH TOTALS			35	0	3	3	16	-6	0	0	0	22	5	0	0	0	0	0	0

personal


Lists Brian Leetch as his hockey idol...Most memorable hockey moment has yet to be determined...Maui is his favorite vacation spot...Favorites include: pizza (food), golf (other sport than hockey), Colorado's Pepsi Center (NHL arena) and Vancouver (NHL road city)...Enjoys playing golf and investing in the stock market...Mark and his wife Dorrie have one daughter, Kylie...They make their offseason home in Rhode Island.



29

marc-andre fleury

Pos: Goaltender Catches: Left Ht: 6-2 Wt: 180
 DOB: 11/28/84 POB: Sorel, QC



vs NHL

Career

	GP	MP	GA	GAA	REC
ANA	--	--	--	--	--
ATL	5	290	15	3.10	2-3-0
BOS	6	370	14	2.27	3-1-2
BUF	6	369	20	3.24	2-2-2
CGY	1	60	3	3.00	0-1-0
CAR	4	163	7	2.58	1-1-1
CHI	3	185	8	2.59	2-1-0
COL	2	117	8	4.10	1-1-0
CBJ	2	99	5	3.03	1-0-0
DAL	1	65	3	2.77	1-0-0
DET	3	179	8	2.68	1-2-0
EDM	2	119	7	3.53	0-2-0
FLA	3	149	9	3.62	1-2-0
LA	2	122	5	2.46	1-1-0
MIN	2	78	7	5.38	0-2-0
MON	7	424	30	4.24	4-2-1
NSH	2	98	2	1.24	1-1-0
NJ	14	811	39	2.88	4-8-2
NYI	10	613	33	3.23	5-3-2
NYR	15	915	48	3.15	7-6-2
OTT	7	364	19	4.78	2-4-0
PHI	14	809	37	2.74	10-3-0
PHO	--	--	--	--	--
PIT	--	--	--	--	--
STL	2	85	5	3.53	0-2-0
SJ	1	59	3	3.05	0-1-0
TB	9	476	25	3.16	0-4-3
TOR	8	426	17	2.40	3-2-2
VAN	2	119	8	4.03	0-2-0
WSH	5	305	11	2.16	5-0-0
TOTALS	138	7868	406	3.10	57-57-17

2006-07: Won 40 games which ranked tied for third in the NHL...The 40 wins are the second highest season total in Penguins history to Tom Barrasso's 43 during the 1992-93 season...Set Penguins season records by appearing in 67 games and playing 3,905 minutes...Tied for sixth among NHL goaltenders with five shutouts...All five shutouts were on home ice to set a new Penguins home shutout record...Ranks tied for third on Penguins all-time list with seven shutouts...Won his 57th career Penguins game on April 7th vs. the New York Rangers to move into a tie for sixth on the Penguins all-time wins list...Registered his 50th career win on March 10th vs. the New York Rangers...Undeclared in regulation (12-0-2) from January 13th to February 16th...Tied a Penguins road unbeaten record of seven games by going 5-0-2 from January 13th to February 16th...Unbeaten in regulation at home (9-0-1) from December 29th to February 14th posting a 1.56 goals-against average during that span and registering three shutouts...Opened the season stopping all 40 shots in a 4-0 shutout of

transactions

Drafted by Penguins in first round (first overall) in the 2003 Entry Draft.

Philadelphia on October 5th, which set a NHL record for the number of saves in an opening-game shutout...**2005-06:** Was in net for the Penguins in 13 of their 22 wins...Finished with a 3.25 goals-against average and an .898 save percentage in 49 appearances...Had one shutout...Began the season at Wilkes-Barre/Scranton (AHL) and in 12 games with the Baby Penguins, he was 10-2 with a 1.57 goals-against average and a .939 save percentage...Re-joined the Baby Penguins for the playoffs and backstopped them to crucial wins in Games 6 and 7 of their first-round series against Bridgeport...**2004-05:** In his first full pro season, he posted a 26-19-4 record with five shutouts and a 2.52 gaa in 54 games with Wilkes-Barre/Scranton...Earned his first AHL shutout, making 28 saves, October 31st vs. Bridgeport...**2003-04:** Began the regular season with the Penguins...Appeared in 21 games, posting a 4-14-2 record with a 3.64 gaa, .896 save percentage and one shutout...Made his NHL debut in dramatic fashion, stopping 46 of 48 shots, including a penalty shot, in a 3-0 loss, October 10th vs. Los Angeles...Recorded his first NHL win in his third start, October 18th vs. Detroit, making 31 saves in a 4-3 win...Recorded his first NHL shutout, making 20 saves in a 1-0 win, October 30th vs. Chicago...Played in 17 games with the Penguins before being loaned to Canada's entry at the 2003 World Junior Championship...Played in five games for Team Canada, posting a 4-1-0 record with a 1.81 gaa, helping Canada to the silver medal...Returned to the Penguins and appeared in four games before being returned to Cape Breton (QMJHL)...Appeared in 10 regular season games with Cape Breton, posting an 8-1-1 record with a 1.98 gaa...**2002-03:** Led Cape Breton in games played (51), wins (17), gaa (3.36), and sv% (.910)...Led Canada to a silver medal at the 2002 WJC.

Career Statistics

YEAR	TEAM	LEAGUE	regular season							playoffs						
			GP	W	L	T	MIN	GA	SO	GAA	GP	W-L	MIN	GA	SO	GAA
1999-00	Char-Lem.	QAAA	15	4	9	0	780	36	1	2.77	--	--	--	--	--	--
2000-01	Cape Breton	QMJHL	35	12	13	2	1705	115	0	4.05	2	0-1	32	4	0	7.50
2001-02	Cape Breton	QMJHL	55	26	14	8	3043	141	2	2.78	16	9-7	1003	55	0	3.29
2002-03	Cape Breton	QMJHL	51	17	24	6	2889	162	2	3.36	4	0-4	228	17	0	4.47
	Canada	WJC	5	4	1	0	267	7	1	1.57	--	--	--	--	--	--
2003-04	PITTSBURGH	NHL	21	4	14	2	1154	70	1	3.64	--	--	--	--	--	--
	Canada	WJC	5	4	1	0	199	0	1	1.81	--	--	--	--	--	--
	Cape Breton	QMJHL	10	8	1	1	606	20	0	1.98	4	1-3	251	13	0	3.10
	Wilkes-Barre	AHL	--	--	--	--	--	--	--	--	2	0-1	92	6	0	3.90
2004-05	Wilkes-Barre	AHL	54	26	19	4	3029	127	5	2.52	4	0-2	151	11	0	4.36
2005-06	PITTSBURGH	NHL	50	13	27	6	2809	152	1	3.25	--	--	--	--	--	--
	Wilkes-Barre	AHL	12	10	2	0	727	19	0	1.57	5	2-3	311	18	0	3.48
2006-07	PITTSBURGH	NHL	67	40	16	9	3905	184	5	2.83	5	1-4	287	18	0	3.76
PGH/NHL TOTALS			138	57	57	17	7868	406	7	3.10	5	1-4	287	18	0	3.76

personal

Nickname – Flower...Lists Martin Brodeur and Patrick Roy as hockey idols...1st NHL game and 1st NHL win are among his most memorable hockey moments...Names Montreal as favorite road city and the Bell Centre in Montreal as favorite road arena...Favorites include: French pancakes and Poutine (foods), Morton's (restaurant), Cancun (vacation spot), Nickelback (band), Jim Carrey (actor), Elisha Cuthbert (actress) and MTV's Pimp My Ride (TV show)...Lists football as his favorite sport other than hockey...Would have liked to meet Alexander Graham Bell to learn how he developed the telephone.



55

sergei gonchar

Pos: Defense Shoots: Left Ht: 6-2 Wt: 211
 DOB: 4/13/74 POB: Chelyabinsk, Russia



five points (2g, 3a), including the game-winning goal, on December 13th vs. Philadelphia... Recorded his 500th NHL point with an assist on November 25th vs. the New York Rangers... Selected as alternate captain for Russia in the World Championship and scored five points (1g, 4a) in nine games... Helped lead the squad to a bronze medal and was named one of the top three players for Russia by the coaching staff... Has recorded more goals (99) and the second-most points (366) than any other NHL defenseman since the start of the 2000-01 season... Is one of only three European-born defensemen to record two 20-plus goal seasons (Ruotsalainen, Ozolinsh)... Ranks first among Soviet-born defensemen in career goals with 173... **2005-06:** Ranked eighth among NHL defensemen in scoring with 58 points (12g, 46a)... Scored multiple points in 13 of the final 29 games... The 58 points were the most by a Penguins defenseman since Sergei Zubov scored 66 points (11g, 55a) during the 1995-96 season... In his last 23 games of the season (since January 16th), he scored 37 points (6g, 31a) after scoring 11 points (1g, 10a) in the first 24 games... **2004-2005:** Recorded 19 points (2g, 17a) and 54 penalty minutes in 40 games with Metallurg Magnitogorsk (Russia)... Recorded two points (1g, 1a) and six penalty minutes in four

continued on next page

vs NHL

Career

Team	GP	G	A	PTS	PIM
ANA	14	2	3	5	12
ATL	32	10	17	27	28
BOS	42	6	16	22	36
BUF	36	2	11	13	14
CGY	13	7	2	9	14
CAR	43	7	21	28	32
CHI	15	4	7	11	4
COL	16	3	4	7	12
CBJ	7	5	7	12	10
DAL	14	0	4	4	19
DET	15	2	5	7	8
EDM	13	1	3	4	10
FLA	49	10	25	35	36
LA	15	5	5	10	8
MIN	8	2	2	4	2
MON	45	9	25	34	48
NSH	12	2	4	6	8
NJ	53	8	20	28	48
NYI	50	13	26	39	36
NYR	53	10	28	38	44
OTT	43	8	23	31	30
PHI	50	11	26	37	60
PHO	16	3	9	12	14
PIT	33	7	13	20	24
STL	16	4	3	7	22
SJ	16	9	2	11	10
TB	52	12	26	38	50
TOR	34	9	26	35	44
VAN	12	1	4	5	12
WSH	9	1	10	11	6
TOTALS	826	173	377	550	701

2006-07: Equaled a career high with 67 points (13g, 54a), which ranked second in scoring among NHL defensemen... The 67 points are the most by a Penguins defenseman since Larry Murphy tallied 73 points (17g, 56a) in the 1993-94 season... Scored a career-high 54 assists which tied for the league lead among NHL defensemen... Played in all 82 games... Registered 22 multi-point games... Ranked fourth in the NHL in both power-play assists (38) and power-play points (48)... Led the Penguins in average ice time per game (26:33), which ranked seventh overall in the league... Scored his 50th point of the season with an assist on February 19th vs. the New York Islanders. He has 50-or-more points in each of the last seven seasons, the longest current streak by a NHL defenseman... Played in his 800th career NHL game on February 14th vs. Chicago... Registered a career-high

transactions

Selected by the Capitals in the first round, 14th overall, in the 1992 Entry Draft. Traded from Washington to Boston in exchange for Shaone Morrisonn, a 2004 first and a 2004 second round draft pick, March 3, 2004. Signed as a free agent by the Penguins on August 3, 2005.

Career Statistics

YEAR	TEAM	LEAGUE	regular season											playoffs						
			GP	G	A	PTS	PIM	+/-	PP	SH	GW	S	GP	G	A	PTS	PIM			
1991-92	Chelyabinsk	CIS	31	1	0	1	6	--	--	--	--	--	--	--	--	--	--	--	--	
	Soviet Union	EJC	6	1	4	5	8	--	--	--	--	--	--	--	--	--	--	--	--	
1992-93	Dyn. Moscow	CIS	31	1	3	4	70	--	--	--	--	--	10	0	0	0	12	--	--	
	Russia	WJC	7	0	2	2	10	--	--	--	--	--	--	--	--	--	--	--	--	
1993-94	Dyn. Moscow	CIS	44	4	5	9	36	--	--	--	--	--	10	0	3	3	14	--	--	
	Portland	AHL	--	--	--	--	--	--	--	--	--	--	2	0	0	0	0	--	--	
1994-95	Portland	AHL	61	10	32	42	67	--	--	--	--	--	--	--	--	--	--	--	--	
	Washington	NHL	31	2	5	7	22	4	0	0	0	38	7	2	2	4	2	--	--	
1995-96	Washington	NHL	78	15	26	41	60	25	4	0	4	139	6	2	4	6	4	--	--	
	Russia	WCup	4	2	2	4	2	--	--	--	--	--	--	--	--	--	--	--	--	
1996-97	Washington	NHL	57	13	17	30	36	-11	3	0	3	129	--	--	--	--	--	--	--	
1997-98	L. Togliatti	Rus	7	3	2	5	4	--	--	--	--	--	--	--	--	--	--	--	--	
	L. Togliatti	EuroHL	1	1	0	1	2	--	--	--	--	--	--	--	--	--	--	--	--	
	Washington	NHL	72	5	16	21	66	2	2	0	0	134	21	7	4	11	30	--	--	
	Russia	Olympics	6	0	2	2	0	--	--	--	--	--	--	--	--	--	--	--	--	
1998-99	Washington	NHL	53	21	10	31	57	1	13	1	3	180	--	--	--	--	--	--	--	
1999-00	Washington	NHL	73	18	36	54	52	26	5	0	3	181	5	1	0	1	6	--	--	
	Russia	WC	6	1	0	1	2	--	--	--	--	--	--	--	--	--	--	--	--	
2000-01	Washington	NHL	76	19	38	57	70	12	8	0	2	241	6	1	3	4	2	--	--	
2001-02	Washington	NHL	76	26	33	59	58	-1	7	0	2	216	--	--	--	--	--	--	--	
	Russia	Olympics	6	0	0	0	2	--	--	--	--	--	--	--	--	--	--	--	--	
2002-03	Washington	NHL	82	18	49	67	52	13	7	0	2	224	6	0	5	5	4	--	--	
2003-04	Washington	NHL	56	7	42	49	44	-20	4	0	0	127	--	--	--	--	--	--	--	
	Boston	NHL	15	4	5	9	12	6	2	0	0	34	7	1	4	5	4	--	--	
2004-05	Metallurg	Rus	40	2	17	19	54	--	--	--	--	--	4	1	1	2	6	--	--	
	Russia	World Cup	4	1	2	3	6	--	--	--	--	--	--	--	--	--	--	--	--	
2005-06	PITTSBURGH	NHL	75	12	46	58	100	-13	8	0	2	192	--	--	--	--	--	--	--	
	Russia	Olympics	8	0	2	2	8	-2	0	0	0	13	--	--	--	--	--	--	--	--
2006-07	PITTSBURGH	NHL	82	13	54	67	72	-5	10	1	3	191	5	1	3	4	2	--	--	
	Russia	WC	9	1	4	5	4	4	0	0	--	20	--	--	--	--	--	--	--	--
NHL Totals			826	173	377	550	701	39	73	2	4	2026	63	15	25	40	54	--	--	
PGH TOTALS			157	25	100	125	172	-18	18	1	5	383	5	1	3	4	2	--	--	


playoff games...Was a teammate of Penguins' 2004 first-round pick Evgeni Malkin ...**2003-04:** Led all NHL defensemen in scoring with 58 points (11g, 47a) in 58 combined games with Washington and Boston...Recorded 12 multiple-point games including a season-high three-assist effort November 4th vs. Tampa Bay which tied his career-high for assists in a game...Led Washington in scoring with 49 points at the time of his March 3rd trade to Boston and added nine points in 15 Bruins games...Played his 600th NHL game October 11th vs. Atlanta...Played his first game as a Bruin March 4th vs. the New York Rangers and collected his first point as a Bruin by scoring a goal in that game...Played for the Eastern Conference Team in the NHL All-Star Game in Minnesota...**2002-03:** Was one of five Capitals to appear in all 82 games, recording 18 goals and 49 assists for 67 points...Set career highs in games played, assists, and points ...Tied for first among NHL defensemen in goals and ranked second in assists and points and third in shots (224)...Played in his third consecutive NHL All-Star Game in Florida on February 2nd and was named to the NHL Second All-Star Team for the second consecutive season...Registered his 200th NHL assist at Phoenix on December 13th...Tied a career high for points and assists in a game with a goal and three assists and a career-high plus-seven rating against Florida on January 11th...Appeared in all six games of the playoffs for the Capitals, recording five assists...Tied for the team lead in assists and tied for third in scoring...Set a career playoff high in assists...Led the team in average ice time (29:00)...**2001-02:** In 76 games with the Capitals, he recorded 59 points (26g, 33a)...Named to the NHL Second All-Star Team and finished fourth in Norris Trophy voting...Led NHL defensemen in goals and tied for first in scoring...Registered 12 multiple-point games on the season, including four three-point efforts...Appeared in his second consecutive NHL All-Star Game...Captured a Bronze Medal with Russia in the Winter Olympics...Scored his 100th NHL goal against Tampa Bay on November 21st ...Recorded a career-high eight-game point streak from February 8th to March 6th (4g, 5a)...Scored a goal and an assist against New Jersey on April 13th, including his 300th NHL point...**2000-01:** In 76 games for the Capitals, led team defensemen in goals (19), assists (38) and points (57)...Tied for second among NHL defensemen in goals and ranked

Did you know?

Sergei has scored at least 50 points in each of the last seven seasons (1999-2000 to date). That's the longest current streak among NHL defensemen. Bryan McCabe, Chris Pronger and Scott Niedermayer are the only other defensemen to do so in each of the last three seasons.



fifth in points...Appeared in his first NHL All-Star Game...Recorded 13 multiple-point games during the season...In six playoff games, led team defensemen in assists (3) and points (4)...**1999-00:** Appeared in 73 games for the Capitals, recording 18 goals and 36 assists...Tied for second among NHL defensemen in goals and ranked sixth in points (54)...Skated in his 300th NHL game at Anaheim on October 29th...In six games for Russia in the World Championships, recorded one goal...**1998-99:** Appeared in 53 games for the Capitals...Finished sixth on the team in scoring with 31 points (21g, 10a)...Among NHL defensemen, finished second in goals and power-play goals...Recorded his 100th NHL point against Boston on November 21...**1997-98:** Appeared in 72 games for the Capitals, recording five goals and 16 assists, and seven games for Togliatti of the Russian League...Appeared in all 21 playoff games for the Capitals, tying for first on the team in goals (7) and power play goals (3)...Led NHL defensemen in playoff goals and tied for third among NHL defensemen in playoff scoring (11 pts)...Represented Russia in the Winter Olympics, recording two assists in six games while helping them to a silver medal...**1996-97:** In 57 games, recorded 13 goals and 17 assists...**1995-96:** His first full season in the NHL, appeared in 78 games for the Capitals...Led team defensemen in goals (15) and points (41)...In six playoff games, recorded two goals and four assists ...Represented Russia in the World Cup, scoring two goals and two assists in four games ...**1994-95:** Split the season between the Capitals, playing in 31 games, and Portland (AHL), appearing in 61 games...Made his NHL debut at Buffalo on February 7th...Made his NHL playoff debut, playing in seven games and recording two goals and two assists ...**1993-94:** After spending the season with Dynamo Moscow of the CIS, joined Portland (AHL) for the playoffs, appearing in two games...Helped Dynamo Moscow to a league championship, appearing in 44 games...**1992-93:** Represented Russia at World Junior Championship tournament.



DEFENSEMEN GOALS SINCE 2000

Player	No.
1. SERGEI GONCHAR	99
2. Rob Blake	93
3. Mathieu Schneider	85
4. Nicklas Lidstrom	81
5. Bryan McCabe	75

Source: Elias Sports Bureau

DEFENSEMEN POINTS SINCE 2000

Player	No.
1. Nicklas Lidstrom	372
2. SERGEI GONCHAR	366
3. Sergei Zubov	317
4. Rob Blake	291
5. Bryan McCabe	274

Source: Elias Sports Bureau

personal


Nicknames – Gonch, Sarge...Lists Viacheslav Fetisov and Paul Coffey as hockey idols...1998 Stanley Cup Finals and 1998 Olympic silver medal are among his most memorable hockey moments...Names New York as favorite road city and the Air Canada Centre in Toronto as favorite road arena...Favorites include: sushi (foods) and Miami (vacation spot)...Lists tennis as his favorite sport other than hockey...Enjoys reading books...Sergei and his wife, Ksenia, have a daughter, Natalie...They reside in St. Petersburg, Russia, in the offseason.



27

georges laraque

Pos: Right wing Shoots: Right Ht: 6-3 Wt: 243
 DOB: 12/7/76 POB: Montreal, QC



vs NHL

Team	GP	G	A	PTS	PIM
ANA	32	2	4	6	55
ATL	8	1	2	3	33
BOS	8	0	2	2	11
BUF	9	2	1	3	17
CGY	39	2	2	4	115
CAR	9	1	0	1	7
CHI	25	1	3	4	41
COL	38	5	4	9	58
CBJ	20	3	5	8	51
DAL	30	4	6	10	47
DET	27	1	3	4	17
EDM	3	1	0	1	2
FLA	6	1	2	3	6
LA	32	7	11	18	46
MIN	26	0	2	2	66
MON	15	1	2	3	4
NSH	28	1	6	7	38
NJ	8	0	3	3	5
NYI	9	0	0	0	17
NYR	11	0	0	0	22
OTT	12	1	6	7	4
PHI	9	1	0	1	22
PHO	24	5	2	7	40
PIT	8	1	2	3	16
STL	28	2	3	5	34
SJ	31	0	3	3	43
TB	7	1	4	5	14
TOR	16	1	1	2	24
VAN	37	3	5	8	36
WSH	8	0	3	3	5
TOTALS	563	48	87	135	896

Career

2006-07: Appeared in 17 games recording two assists and 18 penalty minutes after being acquired at the trade deadline from Phoenix...Recorded first point with the Penguins, an assist, on March 6th vs. Ottawa...Played his 500th NHL game on October 26th vs. Edmonton...**2005-06:** Scored 12 points (2g, 10a) and collected 73 PIMs in 72 games...Had a three-game assist streak November 29th to December 3rd which equaled his career high...Scored 100th career NHL point with assist on November 1st...**2004-05:** Played part of the season with AIK Solna of the Swedish 3rd Division scoring 16 points (11g, 5a) and 24 PIMs in 16 games...**2003-04:** Scored 17 points (6g, 11a) with 99 PIMs and was a plus-7 in 66 games...Won the Oilers Community Service Award for the third consecutive season...Led team with 99 PIMs, marking third time in last 4 seasons he has led Oilers...Played his 400th career

transactions

Drafted by Edmonton in the second round (31st overall) in the 1995 NHL Entry Draft. Signed with Phoenix as a free agent on July 5, 2006. Traded by Phoenix to Pittsburgh for Daniel Carcillo and a 2008 third-round draft choice on Feb. 27, 2007.

NHL game at Phoenix on February 27th...Registered his 700th career NHL PIM vs. Minnesota on December 30th...**2002-03:** Scored 13 points (6g, 7a) with 110 PIM in 64 games...Won Oilers Community Service Award for 2nd consecutive season...Played 300th career NHL game vs. New York Rangers on November 5th...Tied for team playoff scoring lead with four points (1g, 3a) in six games...**2001-02:** Scored 19 points (5g, 14a) in 80 games...Led Oilers with 157 PIM...Won the Oilers Community Service Award...Had a 132 consecutive games played streak ended when he was sidelined for two games (January 19th and 21st) with an injury...**2000-01:** Scored career high 29 points (13g, 16a) with 148 PIM playing in all 82 games...**1999-00:** Selected as the Oilers' Most Popular Player...Played his first full season with the Oilers scoring 16 points (8g, 8a) with 123 PIM in 76 games...Scored 1st career NHL hat-trick with three goals vs. Los Angeles on February 21st...**1998-99:** Scored his first NHL goal on January 7th at Phoenix...**1997-98:** Made NHL debut with Edmonton, playing 11 games...Was scoreless with 59 PIM...Finished 10th in scoring for Hamilton with 30 points (10g, 20a) in 46 games...**1996-97:** Began his pro career with Hamilton (AHL)...Scored four points (1g, 3a) with 12 PIM in 15 playoff games as Hamilton advanced to the Calder Cup Final.

Career Statistics

YEAR	TEAM	LEAGUE	regular season													playoffs			
			GP	G	A	PTS	PIM	+/-	PP	SH	GW	S	GP	G	A	PTS	PIM		
1993-94	St. Jean	QMJHL	70	11	11	22	142	--	--	--	--	--	4	0	0	0	7		
1994-95	St. Jean	QMJHL	61	19	22	41	259	--	--	--	--	--	7	1	1	2	42		
1995-96	Laval	QMJHL	11	8	13	21	76	--	--	--	--	--	--	--	--	--	--		
	St. Hyacinthe	QMJHL	8	3	4	7	59	--	--	--	--	--	--	--	--	--	--		
	Granby	QMJHL	22	9	7	16	125	--	--	--	--	--	18	7	6	13	104		
1996-97	Hamilton	AHL	73	14	20	34	179	--	--	--	--	--	15	1	3	4	12		
1997-98	Edmonton	NHL	11	0	0	0	59	-4	0	0	0	4	--	--	--	--	--		
	Hamilton	AHL	46	10	20	30	154	--	--	--	--	--	3	0	0	0	11		
1998-99	Edmonton	NHL	39	3	2	5	57	-1	0	0	0	17	4	0	0	0	2		
	Hamilton	AHL	25	6	8	14	93	--	--	--	--	--	--	--	--	--	--		
1999-00	Edmonton	NHL	76	8	8	16	123	5	0	0	0	56	5	0	1	1	6		
2000-01	Edmonton	NHL	82	13	16	29	148	5	1	0	1	73	6	1	1	2	8		
2001-02	Edmonton	NHL	80	5	14	19	157	6	1	0	1	95	--	--	--	--	--		
2002-03	Edmonton	NHL	64	6	7	13	110	-4	0	0	2	46	6	1	3	4	4		
2003-04	Edmonton	NHL	66	6	11	17	99	7	1	0	1	54	--	--	--	--	--		
2004-05	AIK Solna	Sweden-3	16	11	5	16	24	--	--	--	--	--	--	--	--	--	--		
2005-06	Edmonton	NHL	72	2	10	12	73	-5	0	0	0	50	15	1	1	2	44		
2006-07	Phoenix	NHL	56	5	17	22	52	7	1	0	0	34	--	--	--	--	--		
	PITTSBURGH	NHL	17	0	2	2	18	-3	0	0	0	10	2	0	0	0	0		
	NHL TOTALS		563	48	87	135	896	13	4	0	5	439	38	3	6	9	64		
	PITTSBURGH TOTALS		17	0	2	2	18	-3	0	0	0	10	2	0	0	0	0		

personal


Very dedicated to the community and won the Oilers' Community Service Award from 2001-2006...Enjoys working on computers...Likes movies and is a big fan of Johnny Depp...His favorite movie is "Pay It Forward"...Is a big fan of U2.



58

kris letang

Pos: Defense Shoots: Right Ht: 5-11 Wt: 190
 DOB: 4/24/87 POB: Montreal, QC



Did you know?

Sidney Crosby, Jordan Staal and Letang became the first three teenagers on one team to score in a game since Buffalo in 1982.

vs NHL

Career


Team	GP	G	A	PTS	PIM
ANA	--	--	--	--	--
ATL	--	--	--	--	--
BOS	--	--	--	--	--
BUF	--	--	--	--	--
CGY	--	--	--	--	--
CAR	1	1	0	1	0
CHI	--	--	--	--	--
COL	--	--	--	--	--
CBJ	1	0	0	0	0
DAL	--	--	--	--	--
DET	1	0	0	0	0
EDM	--	--	--	--	--
FLA	--	--	--	--	--
LA	--	--	--	--	--
MIN	--	--	--	--	--
MON	--	--	--	--	--
NSH	--	--	--	--	--
NJ	1	0	0	0	0
NYI	1	0	0	0	4
NYR	1	1	0	1	0
OTT	--	--	--	--	--
PHI	--	--	--	--	--
PHO	--	--	--	--	--
PIT	--	--	--	--	--
STL	--	--	--	--	--
SJ	--	--	--	--	--
TB	--	--	--	--	--
TOR	--	--	--	--	--
VAN	--	--	--	--	--
WSH	--	--	--	--	--
TOTALS	7	2	0	2	4

2006-07: Played seven games with the Penguins scoring two goals... Scored his first NHL goal on October 12th vs. the New York Rangers at the age of 19... Sidney Crosby (age 19) and Jordan Staal (18) also found the back of the net, marking the first time a trio of teenagers on one team scored in the same game since October 17th, 1982, when Buffalo's Dave Andreychuk, Paul Cyr and, Phil Housley tallied for the Sabres... Spent the remainder of the season with Val-d'Or in the QMJHL scoring 52 points (14g, 38a) in 40 games played... Served as team captain and registered a plus-19 rating... Named QMJHL First Team All-Star... Earned the Émile "Butch" Bouchard Trophy as the QMJHL's best defenseman and the Paul Dumont Trophy (personality of the year) as well as the Kevin Lowe Trophy (top defensive defenseman)... Ranked second in QMJHL playoff scoring and led all defensemen with 31 points (12g, 19a) through 19 games as the club advanced to the

transactions

Drafted by Penguins in the third round (62nd overall) of the 2005 Entry Draft,

QMJHL Finals... Captain for Team Canada as it claimed a third-straight gold medal at the 2007 World Junior Championship... Named one of Canada's top three players, finishing the tournament tied for second in defenseman scoring with six points (6a) in six games. He had 12 penalty minutes and finished with a plus-4 rating... Selected as one of the tournament's top players... Joined Wilkes-Barre/Scranton for Game 5 of the AHL East Division finals and had one assist in the game... **2005-06:** Finished fourth on Val-d'Or in scoring with 68 points (25g, 43a) in 60 games... Recorded 13 power-play goals and one shorthanded tally... Racked up 156 penalty minutes and took 290 shots... Had six points (1g, 5a) and 20 PIMs in five playoff games... Helped Canada win gold at the World Junior Championship with three points (1g, 2a), including one game-winning goal, in six games... **2004-05:** Tallied 32 points (13g, 19a) in 70 games with Val-d'Or... Scored four points (2g, 2a) in six games for Team Canada at the World Junior U-18 Championship.



Career Statistics

YEAR	TEAM	LEAGUE	regular season										playoffs						
			GP	G	A	PTS	PIM	+/-	PP	SH	GW	S	GP	G	A	PTS	PIM		
2004-05	Val d'Or	QMJHL	70	13	19	32	79	--	--	--	--	--	--	--	--	--	--	--	--
2005-06	Val d'Or	QMJHL	60	25	43	68	156	4	13	1	2	290	5	1	5	6	20	--	--
	Canada	WJC	6	1	2	3	2	5	0	0	1	8	--	--	--	--	--	--	--
2006-07	PITTSBURGH	NHL	7	2	0	2	4	-3	2	0	0	8	--	--	--	--	--	--	--
	Val d'Or	QMJHL	40	14	38	52	74	19	5	2	4	171	19	12	19	31	48	--	--
	Canada	WJC	6	0	6	6	12	4	0	0	0	22	--	--	--	--	--	--	--
	Wilkes-Barre	AHL	--	--	--	--	--	--	--	--	--	--	1	0	1	1	2	--	--
PGH/NHL TOTALS			7	2	0	2	4	-3	2	0	0	8	--	--	--	--	--	--	--



evgeni malkin

Pos: Center Shoots: Left Ht: 6-3 Wt: 192
 DOB: 7/31/86 POB: Magnitogorsk, Russia

vs NHL

Team	GP	G	A	PTS	PIM
ANA	1	0	1	1	2
ATL	4	1	4	5	4
BOS	4	5	1	6	8
BUF	4	1	1	2	6
CGY	--	--	--	--	--
CAR	3	0	1	1	6
CHI	1	1	0	1	0
COL	--	--	--	--	--
CBJ	1	1	0	1	0
DAL	1	0	0	0	0
DET	--	--	--	--	--
EDM	--	--	--	--	--
FLA	4	1	2	3	0
LA	1	2	0	2	2
MIN	--	--	--	--	--
MON	4	2	4	6	2
NSH	1	1	1	2	2
NJ	8	4	5	9	6
NYI	8	2	5	7	4
NYR	7	2	3	5	6
OTT	4	1	2	3	8
PHI	7	4	5	9	4
PHO	1	0	0	0	2
PIT	--	--	--	--	--
STL	1	1	0	1	2
SJ	1	0	0	0	2
TB	4	0	2	2	2
TOR	4	2	11	13	10
VAN	--	--	--	--	--
WSH	4	2	4	6	4
TOTALS	78	33	52	85	80

Career


2006-07: Completed first NHL season with 85 points (33g, 52a)...Ranked second on the team in points (85) and goals (33) while leading the team in power-play goals (16) and game-winning goals (6)...His 16 power-play goals tied a Penguins rookie record set by Sidney Crosby in the 2005-06 season...Awarded the Calder Memorial Trophy as the NHL's most-outstanding rookie...Selected to the NHL All-Rookie Team...Led all NHL rookies in goals (33), assists (52), points (85), power-play goals (16), power-play assists (24), power-play points (40), game-winning goals (6), and shots (242)...First Penguins player to win a rookie scoring title since Mario Lemieux in the 1984-85 season...Registered multiple points in 23 games...25 of his 33 goals were scored when the team trailed or the game was tied...Dished out a career-high five assists on January 20th vs. Toronto...Recorded a point in 14 consecutive home games from December 15th to February 18th breaking the

transactions

Drafted by Penguins in the first round (2nd overall) in the 2004 Entry Draft.

Career

Penguins rookie mark of 12 games set by Mario Lemieux in the 1984-85 season...Named NHL Rookie of the Month in October and November becoming the first rookie to win the award in consecutive months since Ron Hextall in 1986...Made his season debut on October 18th vs. New Jersey and scored his first NHL goal against goaltender Martin Brodeur...First player in 89 years to score a goal in each of his first six NHL games. Netted seven goals, including two game-winners in his first six games...Scored 10 points (5g, 5a) in nine games for Russia at the 2007 World Championship and helped lead them to a bronze medal. He was named to the All-Tournament team as selected by the media...**2005-06:** Helped lead Metallurg Magnitogorsk to a regular season championship in the Russian Super League...Ranked third in league scoring with 47 points (21g, 26a) in 46 games played...Led the league with a plus-28 rating, ranked second in goals (21), and third in assists (26)...Scored 15 points (5g, 10a) in 11 playoff games...Named top forward and tournament MVP at the 2006 World Junior Championship after scoring 10 points (4g, 6a) in six games...Scored six points (2g, 4a) for Russia at the 2006 Olympics...Recorded nine points (3g, 6a) in seven games at the 2006 World Championship to tie for the team scoring lead...**2004-05:** As an 18-year-old, he ranked second on Metallurg Magnitogorsk in scoring with 32 points (12g, 20a) in 52 games played...Played with current Penguin teammate Sergei Gonchar during the season with Magnitogorsk...Posted four assists in five playoff games...Won a silver medal with Russia at the World Junior Championship...Ranked second on his team and tied for fourth in WJC scoring with 10 points (3g, 7a) in six games...**2003-04:** Tallied 12 points (3g, 9a) in 33 games for Magnitogorsk as a 17-year-old...Registered five points (1g, 4a) in six games at the World Junior Championship...Posted eight points (4g, 4a) in six games at the U-18 World Championship.



Did you know?

Evgeni became the first rookie in the NHL's "modern era" to score at least one goal in each of his first six games.

Career Statistics


YEAR	TEAM	LEAGUE	regular season											playoffs						
			GP	G	A	PTS	PIM	+/-	PP	SH	GW	S	GP	G	A	PTS	PIM			
2002-03	Russia	U18 WJC	6	5	4	9	2	11	--	--	--	--	--	--	--	--	--	--	--	--
2003-04	Magnitogorsk	RUS	33	3	9	12	12	11	--	--	--	--	--	--	--	--	--	--	--	--
	Russia	WC	6	1	4	5	0	2	--	--	--	--	--	--	--	--	--	--	--	--
2004-05	Magnitogorsk	U18 WJC	6	4	4	8	31	4	--	--	--	--	--	--	--	--	--	--	--	--
	Magnitogorsk	RUS	52	12	20	32	24	21	--	--	--	--	--	5	0	4	4	4	0	
2005-06	Magnitogorsk	WC	9	0	4	4	8	6	--	--	--	--	--	--	--	--	--	--	--	--
	Magnitogorsk	RUS	46	21	26	47	46	28	--	--	--	--	--	11	5	10	15	41		
2006-07	Magnitogorsk	Olympics	7	2	4	6	31	5	--	--	--	--	--	--	--	--	--	--	--	--
	Magnitogorsk	WC	7	3	6	9	6	7	--	--	--	--	--	--	--	--	--	--	--	--
2006-07	Magnitogorsk	WC	6	4	6	10	12	5	--	--	--	--	--	--	--	--	--	--	--	--
	PITTSBURGH	NHL	78	33	52	85	80	2	16	0	6	242	5	0	4	4	8			
	Russia	WC	9	5	5	10	6	5	2	0	--	33	--	--	--	--	--	--	--	--
PGH/NHL TOTALS			78	33	52	85	80	2	16	0	6	242	5	0	4	4	8			



12

ryan malone

Pos: Left wing Shoots: Left Ht: 6-4 Wt: 224
 DOB: 12/1/79 POB: Pittsburgh, PA



vs NHL

Team	GP	G	A	PTS	PIM
ANA	1	0	0	0	0
ATL	11	4	5	9	7
BOS	11	6	1	7	13
BUF	11	2	2	4	12
CGY	2	0	0	0	2
CAR	11	3	2	5	8
CHI	4	0	0	0	2
COL	2	0	1	1	2
CBJ	3	1	2	3	24
DAL	2	0	1	1	0
DET	3	0	3	3	0
EDM	2	2	0	2	0
FLA	12	3	2	5	2
LA	1	0	0	0	0
MIN	3	2	0	2	2
MON	10	1	6	7	15
NSH	4	1	2	3	6
NJ	19	2	1	3	8
NYI	18	11	5	16	40
NYR	19	1	4	5	8
OTT	11	5	5	10	6
PHI	19	4	8	12	10
PHO	2	2	2	4	2
PIT	--	--	--	--	--
STL	3	1	0	1	4
SJ	1	0	0	0	0
TB	11	3	0	3	15
TOR	12	4	2	6	4
VAN	2	0	0	0	0
WSH	12	2	4	6	6
TOTALS	222	60	58	118	198

Career

2006-07: Completed third season with the Penguins scoring 31 points (16g, 15a) in 64 games played...Played in 200th career game on February 22nd vs. Florida...Recorded a hat-trick on February 19th vs. the New York Islanders and became the first NHL player to score each of the three goals in the first minute of each period ...Notched his 100th NHL point when he scored a goal on January 20th vs. Toronto...Scored his first career hat-trick on December 15th vs. the New York Islanders. His father, Greg, scored a hat-trick for the Penguins during the 1978-79 season. The Malones are just the second father/son combination in NHL history to score hat-tricks for the same organization...Registered his first-career four-point game (1g, 3a) on December 13th vs. Philadelphia...**2005-06:** Concluded the season with a three-game point streak (3g, 1a)...He finished the season with 44 points (22g, 22a) in 77 games...Netted five short-handed

transactions

Drafted by Penguins in the fourth round (115th overall) in the 1999 Entry Draft.

goals in the team's last 33 games and finished tied for third in the NHL with five shorthanded goals and tied for third with seven shorthanded points (5g, 2a)...**2004-05:** Played in nine games for Blues Espoo (Finland), recording three points (2g, 1a) and 36 penalty minutes...Appeared in 10 games for SV Renon (Italy), recording eight points (6g, 2a) and 20 penalty minutes...Recorded eight points (4g, 4a) in six playoff games...Played in one playoff game for Ambri-Piotta (Switzerland)...**2003-04:** Appeared in 81 games with the Penguins during his rookie season leading the team with 22 goals, ranked third in scoring with 43 points, and tied for third with 21 assists...Finished fourth overall among NHL rookies in scoring, ranked fourth in goals, tied for fifth in assists, and tied for sixth with five power-play goals...Became the first NHL rookie to score three overtime goals in one season...Became the first Pens rookie to score 20 goals in a season since Shawn McEachern had 28 in 1992-93...Named to the Eastern Conference's Young Guns roster during All-Star weekend...Scored his first NHL goal October 29th vs. the New York Islanders...Scored three goals in nine games with Team USA at the World Championship, helping Team USA to a third-place finish...**2002-03:** Appeared in three games with Wilkes-Barre/Scranton (AHL), recording one assist...Tied for 25th in the WCHA in scoring, appearing in 27 games with St. Cloud State...Recorded 36 points (16g, 20a) and 85 penalty minutes, despite missing 11 games...Finished collegiate career ranked in the top five among St. Cloud State's all-time leading scorers (142 career games, 1999-2003, recording 140 points (56g, 84a) and 281 penalty minutes...Played high school hockey locally at Upper St. Clair High School.

Career Statistics

YEAR	TEAM	LEAGUE	regular season													playoffs			
			GP	G	A	PTS	PIM	+/-	PP	SH	GW	S	GP	G	A	PTS	PIM		
1997-98	Shattuck	USHS	50	41	44	85	69	--	--	--	--	--	--	--	--	--	--	--	--
1998-99	Omaha	USHL	51	14	22	36	81	--	--	--	--	--	--	12	2	4	6	23	--
1999-00	St. Cloud	WCHA	38	9	21	30	68	--	--	--	--	--	--	--	--	--	--	--	--
2000-01	St. Cloud	WCHA	36	7	18	25	52	--	--	--	--	--	--	--	--	--	--	--	--
2001-02	St. Cloud	WCHA	41	24	25	49	76	--	--	--	--	--	--	--	--	--	--	--	--
2002-03	St. Cloud	WCHA	27	16	20	36	85	--	--	--	--	--	--	--	--	--	--	--	--
	Wilkes-Barre	AHL	3	0	1	1	2	--	--	--	--	--	--	--	--	--	--	--	--
2003-04	PITTSBURGH	NHL	81	22	21	43	64	-23	5	3	4	139	--	--	--	--	--	--	--
	United States	WC	9	3	0	3	2	E	2	0	1	17	--	--	--	--	--	--	--
2004-05	Espoo	Finland	9	2	1	3	36	--	--	--	--	--	--	--	--	--	--	--	--
	Renon	Italy	10	6	2	8	20	--	--	--	--	--	6	4	4	8	36	--	--
	Ambri-Piotta	Swiss	--	--	--	--	--	--	--	--	--	--	1	0	0	0	0	2	--
2005-06	PITTSBURGH	NHL	77	22	22	44	63	-22	10	5	1	153	--	--	--	--	--	--	--
	United States	WC	7	2	2	4	12	-1	0	0	0	17	--	--	--	--	--	--	--
2006-07	PITTSBURGH	NHL	64	16	15	31	71	4	1	0	125	5	0	0	0	0	0	0	0
	PGH/NHL TOTALS		222	60	58	118	198	-41	16	9	5	417	5	0	0	0	0	0	0

personal

Nicknames – Buggy, Legend...Hockey idol is Ron Francis...1st NHL game is most memorable hockey moment...Would like to meet Gordie Howe...Golf is favorite sport other than hockey...Favorites: South Beach (vacation spot); steak (food); Air Canada Centre (NHL road arena); New York (NHL road city); Metallica (band); Angelina Jolie (actress). Ryan's father, Greg, is a former Penguins Head Scout, and played for the Penguins from 1976-1983.



32

alain nasreddine

Pos: Defense Shoots: Left Ht: 6-1 Wt: 204
 DOB: 7/10/75 POB: Montreal, QC

vs NHL


Career

Team	GP	G	A	PTS	PIM
ANA	1	0	0	0	0
ATL	4	0	0	0	0
BOS	2	0	0	0	0
BUF	3	0	1	1	0
CGY	--	--	--	--	--
CAR	2	0	0	0	4
CHI	--	--	--	--	--
COL	1	0	0	0	2
CBJ	--	--	--	--	--
DAL	3	0	0	0	6
DET	--	--	--	--	--
EDM	--	--	--	--	--
FLA	3	0	0	0	0
LA	1	0	0	0	0
MIN	--	--	--	--	--
MON	6	1	1	2	8
NSH	1	0	0	0	0
NJ	8	0	1	1	11
NYI	3	0	0	0	0
NYR	4	0	0	0	4
OTT	3	0	0	0	6
PHI	5	0	0	0	0
PHO	3	0	0	0	27
PIT	1	0	0	0	2
STL	1	0	0	0	0
SJ	1	0	0	0	4
TB	2	0	0	0	0
TOR	8	0	1	1	4
VAN	--	--	--	--	--
WSH	3	0	0	0	2
TOTALS	68	1	4	5	80

2006-07: Scored five points (1g, 4a)...Ranked second on the club with a plus-12 rating...Even-or-better plus/minus in 36 of 44 games played...Registered an even-or-better rating in 15 consecutive games from January 13th to March 2nd...Scored his first NHL goal and point on December 16th in his hometown of Montreal vs. the Canadiens...Tallied eight points (3g, 5a) in 19 games with Wilkes-Barre/Scranton (AHL) while serving as team captain...**2005-06:** Appeared in six games with the Penguins and collected eight penalty minutes...Had 12 assists in 71 games with Wilkes-Barre and led the team with a plus-24

transactions

Drafted by Florida in sixth round (135th overall) in 1993 Entry Draft...Traded to Chicago for Ivan Droppa on Dec. 13, 1996. Traded with Jeff Hackett, Eric Weinrich and 1999 fourth-round choice to Montreal for Jocelyn Thibault, Dave Manson and Brad Brown on Nov. 16, 1996. Traded with Igor Ulanov to Edmonton for Christian Laflamme and Matthieu Descoteaux on Mar. 9, 2000. Signed as free agent by NY Islanders, Oct. 2, 2002. Traded to Penguins for Steve Webb on March 8, 2004.



rating, which ranked tied for sixth overall in the league ...**2004-05:** Served as Wilkes-Barre/Scranton (AHL) team captain...Ranked fourth on team in penalty minutes (129)...Played in his 500th AHL game October 24th vs. Albany...Recorded 18 points (3g, 15a) in 75 games ...Recorded one assist and 18 penalty minutes in 11 playoff games...**2003-04:** Appeared in all 24 playoff games with Wilkes-Barre/Scranton, scoring one goal and recording 48 penalty minutes...Made Wilkes-Barre/Scranton debut on Mar. 10 after being acquired from the Islanders on March 8th...**2002-03:** Ranked second on Bridgeport with 114 penalty minutes in 67 games...Recorded 27 penalty minutes in nine playoff games and went scoreless...Appeared in three games with the New York Islanders, going scoreless with two penalty minutes...**2001-02:** Tied for second on Hamilton (AHL) in penalty minutes (154)...Recorded 17 points (7g, 10a) in 79 games...Recorded four points (1g, 3a) and 22 penalty minutes in 12 playoff games...**2000-01:** Tied for 12th on Hamilton in scoring with 18 points (4g, 14a) in 74 games...**1999-00:** Split the season between Hamilton and Quebec (AHL)...Appeared in 10 playoff games with Hamilton, recording two points (1g, 1a) and 14 penalty minutes...In 59 games with Quebec, recorded seven points (1g, 6a) and 178 penalty minutes...**1998-99:** Played 15 NHL games, seven with Chicago, recording 19 penalty minutes and eight games with Montreal, recording 33 penalty minutes...Recorded one assist and 36 penalty minutes in seven games with Portland (AHL)...Recorded 10 assists and 108 penalty minutes in 38 games with Fredericton (AHL)...**1997-98:** Recorded 13 points (1g, 12a) and 258 penalty minutes in 75 games with Indianapolis (IHL)...Led the team in penalty minutes...**1996-97:** Recorded four assists and 109 penalty minutes in 26 games with Carolina (AHL)...Appeared in 49 games with Indianapolis, recording two assists and 248 penalty minutes...**1995-96:** Recorded five assists and 245 penalty minutes in 63 games with Carolina...**1991-95:** Played four seasons in the QMJHL with Drummondville (1991-93) and Chicoutimi (1993-95)...Recorded 90 points (12g, 78a) and 775 penalty minutes in 252 games.

Career Statistics

YEAR	TEAM	LEAGUE	regular season											playoffs						
			GP	G	A	PTS	PIM	+/-	PP	SH	GW	S	GP	G	A	PTS	PIM			
1995-96	Carolina	AHL	63	0	5	5	245	--	--	--	--	--	--	--	--	--	--	--	--	
1996-97	Carolina	AHL	26	0	4	4	109	--	--	--	--	--	--	--	--	--	--	--	--	
	Indianapolis	IHL	49	0	2	2	248	--	--	--	--	--	4	1	1	2	27			
1997-98	Indianapolis	IHL	75	1	12	13	258	--	--	--	--	--	5	0	2	2	12			
1998-99	Chicago	NHL	7	0	0	0	19	-2	0	0	0	2	--	--	--	--	--	--	--	
	Portland	AHL	7	0	1	1	36	--	--	--	--	--	--	--	--	--	--	--	--	
	Montreal	NHL	8	0	0	0	33	1	0	0	0	1	--	--	--	--	--	--	--	
	Fredricton	AHL	38	0	10	10	108	--	--	--	--	--	15	0	3	3	39			
1999-00	Quebec	AHL	59	1	6	7	178	--	--	--	--	--	--	--	--	--	--	--	--	
	Hamilton	AHL	11	0	0	0	12	--	--	--	--	--	10	1	1	2	14			
2000-01	Hamilton	AHL	74	4	14	18	164	--	--	--	--	--	--	--	--	--	--	--	--	
2001-02	Hamilton	AHL	79	7	10	17	154	--	--	--	--	--	12	1	3	4	22			
2002-03	NY Islanders	NHL	3	0	0	0	2	E	0	0	0	0	--	--	--	--	--	--	--	
	Bridgeport	AHL	67	3	9	12	114	--	--	--	--	--	9	0	0	0	27			
2003-04	Bridgeport	AHL	53	1	6	7	70	--	--	--	--	--	--	--	--	--	--	--	--	
	Wilkes-Barre	AHL	17	1	1	2	16	--	--	--	--	--	24	1	0	1	4			
2004-05	Wilkes-Barre	AHL	75	3	15	18	129	5	1	0	1	64	11	0	1	1	18			
2005-06	PITTSBURGH	NHL	6	0	0	0	8	2	0	0	0	3	--	--	--	--	--	--	--	
	Wilkes-Barre	AHL	71	0	12	12	71	24	0	0	0	58	--	--	--	--	--	--	--	--
2006-07	PITTSBURGH	NHL	44	1	4	5	19	12	0	0	0	29	--	--	--	--	--	--	--	
	Wilkes-Barre	AHL	19	3	5	8	25	9	1	1	0	14	--	--	--	--	--	--	--	--
	NHL TOTALS		68	1	4	5	80	13	0	0	0	35	--	--	--	--	--	--	--	--
	PITTSBURGH TOTALS		50	1	4	5	27	14	0	0	0	3	--	--	--	--	--	--	--	--



44

brooks orpik

Pos: Defense Shoots: Left Ht: 6-2 Wt: 219
 DOB: 9/26/80 POB: San Francisco, CA



minutes...Led all NHL rookies in shorthanded assists (3) and tied for second among NHL rookies in shorthanded points (4)...Named to the Eastern Conference Young Guns roster during NHL All-Star Weekend in St. Paul, MN...Led the Penguins in penalty minutes...Recorded first NHL point, an assist, October 25th vs. the New York Islanders...Scored his first NHL goal January 24th vs. Colorado...**2002-03:** Appeared in six games with the Penguins...Made his NHL debut December 10th vs.

Toronto...Played in six games with the Penguins before being reassigned to Wilkes-Barre/Scranton (AHL) on December 30th...Recorded 18 points (4g, 14a) and 108 penalty minutes in 71 games with Wilkes-Barre/Scranton...Tied for first on the team with a plus-5 rating...Was even-or-better in 49 of 71 games...**2001-02:** Recorded 20 points (2g, 18a) and 99 penalty minutes in 78 games with Wilkes-Barre/Scranton during rookie season...Ranked third on the team with a plus-2 rating...Even-or-better in 59 of 78 games...Made his pro debut October 4th vs. St. John's...**2000-01:** Recorded 20 points (0g, 20a) and 124 penalty minutes in 40 games with Boston College (Hockey East)...Helped lead the Eagles to the NCAA Championship...Led the league in penalty minutes...**1999-00:** Played in 38 games, recording 10 points (1g, 9a) and 102 penalty minutes...Played for Team USA in the World Junior Championship in Sweden...**1998-99:** Recorded 11 points (1g, 10a) and 96 penalty minutes during his freshman season at Boston College...Led the league in penalty minutes...**1997-98:** Played in 22 games with Thayer Academy, recording seven assists...Earned Hockey Night in Boston prep honors.

vs NHL

Career

Team	GP	G	A	PTS	PIM
ANA	3	0	0	0	0
ATL	10	0	3	3	16
BOS	12	2	0	2	18
BUF	12	0	0	0	6
CGY	1	0	0	0	0
CAR	10	0	1	1	37
CHI	3	0	0	0	2
COL	2	1	1	2	2
CBJ	1	0	0	0	0
DAL	2	0	0	0	0
DET	2	0	0	0	2
EDM	1	0	0	0	2
FLA	12	0	0	0	12
LA	2	0	0	0	15
MIN	3	0	1	1	13
MON	11	0	1	1	27
NSH	3	0	0	0	6
NJ	18	0	3	3	20
NYI	21	0	4	4	22
NYR	19	0	0	0	22
OTT	12	0	1	1	16
PHI	19	0	2	2	25
PHO	3	0	0	0	9
PIT	--	--	--	--	--
STL	3	0	0	0	8
SJ	2	0	0	0	4
TB	10	0	1	1	8
TOR	10	0	1	1	20
VAN	1	0	0	0	0
WSH	11	0	3	3	21
TOTALS	219	3	22	25	335

2006-07: Tallied six assists and registered a career-high plus-4 rating...Led the Penguins with 186 hits...Ranked third on the club with 82 penalty minutes...Fourth on the Penguins with 114 blocked shots...Was even-or-better in 53 of 70 games played...Played in his 200th NHL game on March 1st vs. the New York Rangers...Made Stanley Cup playoff debut going scoreless in five games played...**2005-06:** Scored nine points (2g, 7a) while registering an even-or-better plus/minus in 43 of 64 games played...Tied for the team lead with 124 penalty minutes...Led the team with 203 hits and 122 blocked shots...Played his 100th NHL game on November 9th vs. Atlanta...Played seven games for Team USA at the World Championship and collected 10 penalty minutes...**2004-05:** Did not play...**2003-04:** Appeared in 79 games with the Penguins during his rookie season, recording 10 points (1g, 9a) and 127 penalty

transactions

Drafted by Penguins in first round (18th overall) of 2000 Entry Draft.

Career Statistics

YEAR	TEAM	LEAGUE	regular season											playoffs					
			GP	G	A	PTS	PIM	+/-	PP	SH	GW	S	GP	G	A	PTS	PIM		
1996-97	Thayer Acad.	USHS	20	4	1	5	--	--	--	--	--	--	--	--	--	--	--	--	--
1997-98	Thayer Acad.	USHS	22	0	7	7	--	--	--	--	--	--	--	--	--	--	--	--	--
1998-99	Boston College	HE	41	1	10	11	96	--	--	--	--	--	--	--	--	--	--	--	--
1999-00	Boston College	HE	38	1	9	10	102	--	--	--	--	--	--	--	--	--	--	--	--
2000-01	Boston College	HE	40	0	20	20	124	--	--	--	--	--	--	--	--	--	--	--	--
2001-02	Wilkes-Barre	AHL	78	2	18	20	99	2	1	0	0	72	--	--	--	--	--	--	--
2002-03	Wilkes-Barre	AHL	71	4	14	18	105	5	0	0	1	79	6	0	0	0	14	--	--
	PITTSBURGH	NHL	6	0	0	0	2	-5	0	0	0	2	--	--	--	--	--	--	--
2003-04	PITTSBURGH	NHL	79	1	9	10	127	-36	0	0	0	56	--	--	--	--	--	--	--
	Wilkes-Barre	AHL	3	0	0	0	2	1	0	0	0	6	24	0	4	4	53	--	--
2004-05			DID NOT PLAY																
2005-06	PITTSBURGH	NHL	64	2	7	9	124	-3	0	0	0	32	--	--	--	--	--	--	--
	United States	WC	7	0	0	0	10	0	0	0	0	3	--	--	--	--	--	--	--
2006-07	PITTSBURGH	NHL	70	0	6	6	82	4	0	0	0	59	5	0	0	0	8	--	--
	PGH/NHL TOTALS		219	3	22	25	335	-40	0	0	0	149	5	0	0	0	8	--	--

personal


Favorites include: California (vacation spot); steak and ice cream (foods), Coldplay (band), Angelina Jolie (actress), Umi in Shadyside (restaurant), "24" (TV show), Xcel Energy Center and Air Canada Centre (NHL road arena) and Boston (NHL road city)...Favorite sport other than hockey is baseball...Lists winning the 2001 NCAA Championship with Boston College as most memorable hockey moment...Charities include Hockey Fights Cancer and the Cystic Fibrosis Foundation.



8

mark recchi

Pos: Right wing Shoots: Left Ht: 5-10 Wt: 190
 DOB: 2/1/68 POB: Kamloops, BC



vs NHL

Career

Team	GP	G	A	PTS	PIM
ANA	17	3	18	21	18
ATL	29	11	21	32	26
BOS	72	37	38	75	47
BUF	69	20	42	62	40
CGY	29	9	16	25	17
CAR	69	26	37	63	50
CHI	28	9	15	24	27
COL	39	18	21	39	26
CBJ	7	3	3	6	7
DAL	31	10	21	31	12
DET	32	17	12	29	22
EDM	28	11	13	24	16
FLA	50	10	31	41	73
LA	28	16	15	31	10
MIN	7	3	4	7	4
MON	43	8	24	32	18
NSH	8	1	5	6	2
NJ	87	33	38	71	30
NYI	96	42	74	116	69
NYR	95	38	61	99	84
OTT	58	12	33	45	47
PHI	53	16	32	48	39
PHO	30	19	22	41	27
PIT	64	21	47	68	26
STL	32	13	28	41	27
SJ	22	8	20	28	4
TB	53	17	31	48	31
TOR	49	16	38	54	16
VAN	28	15	10	25	10
WSH	85	46	55	101	85
TOTALS	1338	508	825	1333	910

2006-07: Appeared in all 82 games during his 18th NHL season...Ranked third on the team in scoring with 68 points (24g, 44a)...He reached the 20-goal mark for the 15th time in his career and for the seventh consecutive season...Ranked second on the club in power-play points (27) and power-play goals (14)...Scored 500th-career goal on January 26th vs. Dallas...Notched seventh career hat-trick on January 20th vs. Toronto...Played in 1,300th NHL game on January 16th vs. the New York Islanders...Recorded 1,300th-career point on January 7th vs. Tampa Bay, a goal that forced overtime...Tallied 800th-career assist on December 15th vs. the New York Islanders...Moved up all-time Penguins lists with 152 goals (10th), 376 points (11th), 22 game-winning goals (7th), and 59 power-play goals (tied 7th)...**2005-06:** He was one of the Penguins' most-productive players as he racked up 24 goals and 33 assists in 63 games before he was dealt to the Carolina Hurricanes at the NHL trade deadline...Scored seven points (4g, 3a) in 20 regular season games with Carolina...In the postseason, he scored 16 points (7g, 9a) in 25 playoff games to help guide the Hurricanes to the Stanley Cup Championship...In the Stanley Cup Finals against Edmonton, he averaged nearly a point per game as he posted six points (2g,


4a) in the seven-game series...Scored the game-winning goal in a 2-1 Game 4 win over the Oilers that put Carolina up, 3-1, in the series...**2004-05:** Did not play...**2003-04:** Named the winner of the Bobby Clarke Trophy as the Flyers' most valuable player...Ranked first on the team in goals (26), assists (49), tied for ninth in the NHL, points (75, tied for 12th in the NHL), power-play goals (14, tied for fifth in the NHL) and power-play points (30)...Reached the 20-goal mark for the 13th time in his career, including the fifth consecutive season (has reached the 20-goal mark in 13 of 14 full seasons)...His second of two assists vs. the New York Islanders on March 25th was his 1,200th career NHL point (40th player in NHL history to reach mark)...**2002-03:** Ranked second on the Flyers with 52 points (20g,32a)...Tied for third on the team in goals...Tied for first on the team in assists (32) and power-play goals (8) during the regular season...Led the Flyers in goals (7) and points (10) during the playoffs...Registered two assists vs. Buffalo on Jan. 7, his second assist was his 1,100th career NHL point (46th player in NHL history to reach mark)...**2001-02:** Third on the team in goals (22) and in assists (42)...Led the team in power-play goals (7)...Recorded two power play assists vs. Pittsburgh on March 23rd, his 1,000th career NHL game (177th player in NHL history to reach milestone)...Scored 400th

continued on next page

Career Statistics

YEAR	TEAM	LEAGUE	regular season													playoffs				
			GP	G	A	PTS	PIM	+/-	PP	SH	GW	S	GP	G	A	PTS	PIM			
1985-86	N. Westminster	WHL	72	21	40	61	55	--	--	--	--	--	--	--	--	--	--	--	--	--
1986-87	Kamloops	WHL	40	26	50	76	63	--	--	--	--	--	--	13	3	16	19	17	--	--
1987-88	Kamloops	WHL	62	61	93	154	75	--	--	--	--	--	--	17	10*21	*31	18	--	--	--
1988-89	PITTSBURGH	NHL	15	1	1	2	0	-2	0	0	0	11	--	--	--	--	--	--	--	--
	Muskegon	IHL	63	50	49	99	86	--	--	--	--	--	14	7*14	*21	28	--	--	--	--
1989-90	PITTSBURGH	NHL	74	30	37	67	44	6	6	2	4	143	--	--	--	--	--	--	--	--
	Muskegon	IHL	4	7	4	11	2	--	--	--	--	--	--	--	--	--	--	--	--	--
1990-91	PITTSBURGH	NHL	78	40	73	113	48	E	12	0	9	184	24	10	24	34	33	--	--	--
1991-92	PITTSBURGH	NHL	58	33	37	70	78	-16	16	1	4	156	--	--	--	--	--	--	--	--
	Philadelphia	NHL	22	10	17	27	18	-5	4	0	1	54	--	--	--	--	--	--	--	--
1992-93	Philadelphia	NHL	84	53	70	123	95	1	15	4	6	274	--	--	--	--	--	--	--	--
1993-94	Philadelphia	NHL	84	40	67	107	46	-2	11	0	5	217	--	--	--	--	--	--	--	--
1994-95	Philadelphia	NHL	10	2	3	5	12	-6	1	0	2	17	--	--	--	--	--	--	--	----
	Montreal	NHL	39	14	29	43	16	-3	8	0	1	104	--	--	--	--	--	--	--	--
1995-96	Montreal	NHL	82	28	50	78	69	20	11	2	6	191	6	3	3	6	0	--	--	--
1996-97	Montreal	NHL	82	34	46	80	58	-1	7	2	3	202	5	4	2	6	2	--	--	--
1997-98	Montreal	NHL	82	32	42	74	51	11	9	1	6	216	10	4	8	12	6	--	--	--
	Canada	Olympics	5	0	2	2	0	--	--	--	--	--	--	--	--	--	--	--	--	--
1998-99	Montreal	NHL	61	12	35	47	28	-4	3	0	2	152	--	--	--	--	--	--	--	--
	Philadelphia	NHL	10	4	2	6	6	-3	0	0	1	19	6	0	1	1	2	--	--	--
1999-00	Philadelphia	NHL	82	28	63	91	50	20	7	1	5	223	18	6	12	18	6	--	--	--
2000-01	Philadelphia	NHL	69	27	50	77	33	15	7	1	8	191	6	2	2	4	2	--	--	--
2001-02	Philadelphia	NHL	80	22	42	64	46	5	7	2	4	205	4	0	0	0	2	--	--	--
2002-03	Philadelphia	NHL	79	20	32	52	35	E	8	1	3	171	13	7	3	10	2	--	--	--
2003-04	Philadelphia	NHL	82	26	49	75	47	18	14	1	5	167	18	4	2	6	4	--	--	--
2004-05			DID NOT PLAY																	
2005-06	PITTSBURGH	NHL	63	24	33	57	56	-28	11	0	2	164	--	--	--	--	--	--	--	--
	Carolina	NHL	20	4	3	7	12	-8	2	0	1	35	25	7	9	16	18	--	--	--
2006-07	PITTSBURGH	NHL	82	24	44	68	62	1	14	0	3	190	5	0	4	4	0	--	--	--
	NHL TOTALS		1338	508	825	1333	910	19	173	18	80	3286	140	47	70	117	77	--	--	--
	PITTSBURGH TOTALS		370	152	225	377	288	-39	59	3	22	848	29	10	28	38	33	--	--	--

NHL goal on December 18th vs. St. Louis (65th player in NHL history to reach milestone)...**2000-01:** First on the team in points (77), assists (50, tied for 17th in the NHL), in game-winning goals (8), and in power-play points with 24 (7g, 17a)...His goal vs. St. Louis on March 13th was his 1,000th career NHL point (60th player in NHL history to reach milestone)...Recorded two goals and two assists at Pittsburgh on January 31st, his second assist was the 600th of his career...Played in his 900th NHL game vs. Carolina on January 27th...**1999-00:** Led NHL in assists (63)...Led team in points (91, third in NHL)...Second on team in goals (28)...Tied for team lead in plus/minus (+20)...Recorded 24 multiple-point games...Appeared in his seventh-career All-Star Game and registered an assist...Registered his 900th career point, an assist, vs. Florida on January 17th...Scored a goal, the 350th of his career, vs. Calgary on December 27th...Appeared in his 800th career game on November 13th vs. San Jose...**1998-99:** Recorded 47 points (12g, 35a) and 28 PIM in 61 games for the Montreal Canadiens...His 35 assists and 47 points led the Canadiens...Missed four games (12/12/98-12/19/98) because of pneumonia, ending his consecutive regular season games played streak at 570...Streak (10/4/91-12/11/98) is the eighth-longest streak in NHL history...**1997-98:** Led the Canadiens in scoring with 74 points (32g, 42a) in 82 games...Led the Canadiens in goals (32)...Played his 700th NHL game on March 28th vs. Tampa Bay...Represented the Canadiens in the 1998 NHL All-Star Game...Scored his 300th NHL goal on December 12th vs. New Jersey...**1996-97:** Led the Canadiens in goals (34)...Recorded his 700th NHL point, a goal, on March 1st vs. Edmonton...MVP of the 1997 NHL All-Star Game after scoring three goals in the contest...Registered his 400th NHL assist on November 23rd vs. Toronto...**1995-96:** Third on the Canadiens in scoring with 78 points (28g, 50a) in 82 games...Played his 500th NHL game on December 22nd vs. Pittsburgh...**1994-95:** Scored five points (2g, 3a) in 10 games with Philadelphia...Traded to Montreal Canadiens on February 9th...Led Montreal in scoring with 43 points (14g, 29a) in 39 games...Led the Canadiens in goals (14)...**1993-94:** Led the Flyers in points (107, tied for fifth in NHL) and assists (67, tied for seventh in NHL)...Second on team in goals (40)...Recorded his 500th NHL point, an assist, on March 26th vs. New Jersey...**1992-93:** Set single-season career highs for goals (53) and points (123)...Led the Flyers in goals (53, tied for 11th in NHL), assists (70, tied for 12th in NHL), and points (123, 10th in NHL), setting a team record for points in a season...Registered a 17-game point-scoring streak (14g, 23a) from October 18th to November 28th...Tied his career high for points in a game with six (2g, 4a) vs. the New York Islanders on November 12th...**1991-92:** Scored 70 points (33g, 37a) in 58 games for Pittsburgh



transactions

Drafted by the Penguins in the fourth round (67th overall) of the 1988 Entry Draft. Traded by the Penguins with Brian Benning and a first round draft choice to Philadelphia in exchange for Rick Tocchet, Kjell Samuelsson and Ken Wregget, Feb. 19, 1992. Traded by the Flyers with a third round draft choice to Montreal in exchange for John LeClair, Eric Desjardins and Gilbert Dionne, Feb. 9, 1995. Traded by

Montreal to Philadelphia in exchange for Dainius Zubrus, a second round draft choice and a sixth round draft choice, Mar. 10, 1999. Signed as a free agent by the Penguins, Jul. 9, 2004. Traded by the Penguins to Carolina for Niklas Nordgren, Krystofer Kolanos and a 2007 second round pick on March 9, 2006. Signed as a free agent by the Penguins on July 25, 2006.

...Registered 27 points (10g, 17a) in 22 games for the Flyers...Set a career high for points in a game with six (3g, 3a) vs. Quebec on November 18th, including his first NHL hat-trick...**1990-91:** Member of the 1991 Stanley Cup champion Pittsburgh Penguins, recording 34 points (10g, 24a) in 24 playoff games...Led the Penguins in points (113, fourth in NHL) and assists (73, tied for fourth in NHL)...Tied for the Penguins lead in goals (40)...Posted a career high five assists vs. the New York Rangers on December 3rd...**1989-90:** Among NHL rookies, ranked third in points (67), second in goals (30), and fourth in assists (37)...**1988-89:** Named to the IHL Second All-Star Team after posting 99 points (50g, 49a, eighth in the IHL) for Muskegon...Recorded his first NHL goal and first NHL assist on January 20th vs. Winnipeg...Played his first NHL game on November 16th vs. Toronto.

NHL active leaders

GOALS		ASSISTS	
Player	No.	Player	No.
1. Brendan Shanahan	627	1. Joe Sakic	979
2. Jaromir Jagr	621	2. Jaromir Jagr	907
3. Joe Sakic	610	3. MARK RECCHI	825
4. Teemu Selanne	540	4. Chris Chelios	754
5. Mats Sundin	523	5. Mats Sundin	720
6. MARK RECCHI	508	6. Mike Modano	719
7. Mike Modano	507	7. Doug Weight	689
8. Peter Bondra	503	8. Brendan Shanahan	667
9. Keith Tkachuk	473	9. Nicklas Lidstrom	666
10. Sergei Fedorov	461	10. Rod Brind'Amour	655

POINTS		GAMES PLAYED	
Player	No.	Player	No.
1. Joe Sakic	1589	1. Chris Chelios	1547
2. Jaromir Jagr	1528	2. Brendan Shanahan	1417
3. MARK RECCHI	1333	3. Luke Richardson	1339
4. Brendan Shanahan	1294	4. Glen Wesley	1379
5. Mats Sundin	1243	5. MARK RECCHI	1338
6. Mike Modano	1226	6. Trevor Linden	1323
7. Teemu Selanne	1135	7. Joe Sakic	1319
8. Sergei Fedorov	1105	8. Teppo Numminen	1314
9. Rod Brind'Amour	1063	9. Rod Brind'Amour	1265
10. Doug Weight	944	10. Mike Modano	1238






10

gary roberts

Pos: Left wing Shoots: Left Ht: 6-1 Wt: 190
 DOB: 5/23/66 POB: North York, ON



collecting eight points (4g, 4a) with 10 penalty minutes...**2002-03:** Missed the first 57 games of the season recovering from offseason shoulder surgeries...Played all seven playoff games collecting two points (1g, 1a) with eight penalty minutes...Played his 100th career NHL playoff game April 21st vs. Philadelphia...**2001-02:** Played his 900th career NHL game November 30th vs. Chicago...Played 19 playoff games collecting 19 points (7g, 12a) with 56 penalty minutes...Ranked second in the NHL playoffs in penalty minutes, tied for third in points, fifth in assists, fourth in power-play points (8-tie), sixth in power-play goals (3-tie), eighth in goals (tie), eighth in power-play assists (5-tie), 10th in plus/minus (+6-tie) and 13th in hits (70)...Led the team during the playoffs in assists, points, power-play goals, power-play points, and multi-point games (6)...**2000-01:** Ranked first in the NHL in shooting percentage (21.2%)...Led the team in goals (29), plus/minus (+16), and hits (206)...Made his Maple Leafs debut October 7th vs. Montreal...Scored his first career goal as a Maple Leaf October 19th vs. Edmonton...Played his 800th career NHL game October 25th vs. Minnesota...Registered his 700th career NHL point (assist) March 24th vs. Philadelphia...Played all 11 playoff games collecting 11 points (2g, 9a)...Finished first on the team during the playoffs in assists...**1999-00:** Played 69 games for Carolina collecting 53 points (23g, 30a) with 62 penalty minutes...Finished first on the team in power-play goals (12), second in hits (211), third in points,

continued on next page

vs NHL

Career

Team	GP	G	A	PTS	PIM
ANA	15	4	10	14	19
ATL	27	11	12	23	26
BOS	53	20	18	38	65
BUF	57	22	22	44	111
CGY	10	0	5	5	10
CAR	40	17	11	28	47
CHI	35	8	17	25	96
COL	27	18	14	32	63
CBJ	3	3	2	5	2
DAL	33	11	10	21	65
DET	34	14	12	26	103
EDM	67	29	23	52	233
FLA	23	7	9	16	38
LA	66	31	26	57	232
MIN	4	2	2	4	0
MON	50	10	19	29	97
NSH	10	4	7	11	12
NJ	47	10	9	19	93
NYI	51	18	23	41	50
NYR	47	14	16	30	67
OTT	43	15	17	32	66
PHI	49	19	13	32	68
PHO	61	23	21	44	289
PIT	44	15	20	35	82
STL	38	17	21	38	67
SJ	30	17	15	32	83
TB	35	12	16	28	56
TOR	41	18	23	41	102
VAN	65	22	23	45	178
WSH	51	20	21	41	73
TOTALS	1156	431	457	888	2493

2006-07: Scored 13 points (7g, 6a) in 19 games with the Penguins after he was acquired at the trade deadline from Florida...Tallied 29 points (13g, 16a) in 50 games with Florida...Recorded three points (1g, 2a) in his home debut with the Penguins on March 4th vs. Philadelphia...Recorded 45 hits with the Penguins and 127 for the entire season...Tied for second on the team in playoff scoring with four points (2g, 2a) in five games played...**2005-06:** Completed his first season with Florida and 18th NHL season by scoring 40 points (13g, 27a) in 58 games played...Served as an alternate captain...Ended the season with a five-game point streak (1g, 4a)...Recorded a five-game point streak from December 23rd to January 1st (3g, 6a) that included three multi-point games...**2004-05:** Did not play... **2003-04:** Ranked second in the NHL in shooting percentage (22.6%)...Finished first on the team in power-play goals, second in goals, second in game-winning goals...Played in the NHL All-Star Game collecting two points (1g, 1a)...Netted his 400th career NHL assist January 6th vs. Nashville...Played his 1,000th career NHL game January 13th vs. Calgary...Registered his 800th career NHL point March 15th vs. Buffalo...Played all 13 playoff games

Career Statistics

YEAR	TEAM	LEAGUE	regular season													playoffs				
			GP	G	A	PTS	PIM	+/-	PP	SH	GW	S	GP	G	A	PTS	PIM			
1982-83	Ottawa	OHL	53	12	8	20	83	--	--	--	--	--	5	1	0	1	19			
1983-84	Ottawa	OHL	48	27	30	57	144	--	--	--	--	--	13	10	7	17	62			
1984-85	Ottawa	OHL	59	44	62	106	186	--	--	--	--	--	5	2	8	10	10			
	Moncton	AHL	7	4	2	6	7	--	--	--	--	--	--	--	--	--	--			
1985-86	Ottawa	OHL	24	26	25	51	83	--	--	--	--	--	--	--	--	--	--			
	Guelph	OHL	23	18	15	33	65	--	--	--	--	--	20	18	13	31	43			
1986-87	Calgary	NHL	32	5	10	15	85	6	0	0	0	38	2	0	0	0	4			
	Moncton	AHL	38	20	18	38	72	--	--	--	--	--	--	--	--	--	--			
1987-88	Calgary	NHL	74	13	15	28	282	24	0	1	118	9	2	3	5	29				
1988-89	Calgary	NHL	71	22	16	38	250	32	0	1	2	123	22	5	7	12	57			
1989-90	Calgary	NHL	78	39	33	72	222	31	5	0	5	175	6	2	5	7	41			
1990-91	Calgary	NHL	80	22	31	53	252	15	0	0	3	132	7	1	3	4	18			
1991-92	Calgary	NHL	76	53	37	90	207	32	15	0	2	196	--	--	--	--	--			
1992-93	Calgary	NHL	58	38	41	79	172	32	8	3	4	166	5	1	6	7	43			
1993-94	Calgary	NHL	73	41	43	84	145	37	12	3	5	202	7	2	6	8	24			
1994-95	Calgary	NHL	8	2	2	4	43	1	2	0	0	20	--	--	--	--	--			
1995-96	Calgary	NHL	35	22	20	42	78	15	9	0	5	84	--	--	--	--	--			
1996-97			DID NOT PLAY																	
1997-98	Carolina	NHL	61	20	29	49	103	3	4	0	2	106	--	--	--	--	--			
1998-99	Carolina	NHL	77	14	28	42	178	2	1	1	4	138	6	1	1	2	8			
1999-00	Carolina	NHL	69	23	30	53	62	-10	12	0	1	150	--	--	--	--	--			
2000-01	Toronto	NHL	82	29	24	53	109	16	8	2	3	138	11	2	9	11	0			
2001-02	Toronto	NHL	69	21	27	48	63	-4	6	2	2	122	19	7	12	19	56			
2002-03	Toronto	NHL	14	5	3	8	10	-2	3	0	0	22	7	1	1	2	8			
2003-04	Toronto	NHL	72	28	20	48	84	9	11	1	7	124	13	4	4	8	10			
2004-05			DID NOT PLAY																	
2005-06	Florida	NHL	58	14	26	40	51	4	4	0	1	122	--	--	--	--	--			
2006-07	Florida	NHL	50	13	16	29	71	5	2	0	3	94	--	--	--	--	--			
	PITTSBURGH	NHL	19	7	6	13	26	-5	4	0	1	30	5	2	2	4	2			
	NHL TOTALS		1156	431	457	888	2493	243	106	13	51	2301	119	30	59	89	300			
	PITTSBURGH TOTALS		19	7	6	13	26	-5	4	0	1	30	5	2	2	4	2			

third in goals, and fourth in assists
 ...Registered his 600th career NHL point (assist) October 22nd vs. Buffalo... Scored his 300th career NHL goal January 11th vs. Philadelphia... **1998-99:** Played 77 games for Carolina collecting 42 points (14g, 28a) with 178 penalty minutes... Finished first on the team in penalty minutes, first in hits, and fifth in points... Registered his 300th career NHL assist February 2nd vs. Toronto... Played six playoff games collecting two points (1g, 1a) with eight penalty minutes... **1997-98:** Played 61 games for Carolina collecting 49 points (20g, 29a) with 103 penalty minutes... Finished second on the team in assists, third in goals, and fifth in power-play points (13)... Missed 20 games due to injury... Scored his first career goal as a Hurricane October 7th vs. Los Angeles... Played his 600th career NHL game November 15th vs. Detroit... Registered his 11th career NHL hat-trick April 9th vs. Toronto... **1996-97:** Retired from the NHL after the 1995-96 season due to a neck injury... Spent the season training and rehabilitating... **1995-96:** Played 35 games for Calgary collecting 42 points (22g, 20a) with 78 penalty minutes... Won the Bill Masterton Trophy... Ranked first in the NHL in shooting percentage (26.2%)... Ranked second on the team in game-winning goals (5), second in plus/minus (+15), third in power-play goals (9), fourth in points, and sixth in assists... **1994-95:** Played eight games for Calgary collecting four points (2g, 2a) with 43 penalty minutes... Missed the final 40 games of the season due to injury... **1993-94:** Played 73 games for Calgary collecting 84 points (41g, 43a) with 145 penalty minutes... Set a career high in assists... Scored his 200th career NHL goal November 13th vs. Dallas... Registered his 400th career NHL point December 6th vs. Ottawa... Played his 500th career NHL game December 14th vs. Vancouver... Registered his 200th career NHL assist December 22nd vs. Edmonton... Played seven playoff games collecting eight points (2g, 6a) with 24 penalty minutes... **1992-93:** Played 58 games for Calgary collecting 79 points (38g, 41a) with 172 penalty minutes... Led the team in plus/minus (+32)... Missed 26 games due to injury... Registered a franchise record (tie) eight-game goal streak from January 28th to February 16th... Played five playoff games collecting seven points (1g, 6a) with 43 penalty minutes... **1991-92:** Played 76 games for Calgary collecting 90 points (53g, 37a) with 207 penalty minutes... Ranked first in the NHL in shooting percentage (27.0%) and third in goals... Registered a career-high 16-game point streak (17g, 10a) from March 3rd to April 16th... **1990-91:** Played 80 games for Calgary collecting 53 points (22g, 31a) while leading the team with 252 penalty minutes... Was the only Calgary player to play all 87 regular season and playoff games... Played seven playoff games collecting four points (1g, 3a) with 18 penalty minutes... **1989-90:** Played 78 games for Calgary collecting 72 points (39g, 33a) with 222 penalty minutes... Registered his first career NHL hat trick March 30th vs. Edmonton... Played six playoff games collecting seven points (2g, 5a) with 41 penalty



minutes... Finished second on the team during the playoffs in points... **1988-89:** Played 71 games for Calgary collecting 38 points (22g, 16a) with 250 penalty minutes... Finished second on the team in penalty minutes... Played 22 playoff games collecting 12 points (5g, 7a) with 57 penalty minutes... Won the Stanley Cup... Registered a five-game point streak during the playoffs... **1987-88:** Played 74 games for Calgary collecting 28 points (13g, 15a) with 282 penalty minutes... Set a career high in penalty minutes... Played nine playoff games collecting five points (2g, 3a) with 29 penalty minutes... **1986-87:** Played 32 games for Calgary collecting 15 points (5g, 10a) with 85 penalty minutes... Played two playoff games collecting four penalty minutes.

ONLY NHL PLAYERS WITH 400 GOALS AND 2,000 PENALTY MINUTES

Player	GP	G	PIMs
1. Brendan Shanahan*	1,417	627	2,425
2. Pat Verbeek	1,424	522	2,905
3. Keith Tkachuk*	976	473	2,033
4. Rick Tocchet	1,144	440	2,972
5. GARY ROBERTS*	1,156	431	2,493

*Active

Source: Elias Sports Bureau

SEASONS WITH 50 GOALS AND 200 PENALTY MINUTES

Player	TEAM	YEAR	G	PIMs
Kevin Stevens	Pittsburgh	1991-92	54	254
GARY ROBERTS	Calgary	1991-92	53	207
Brendan Shanahan	St. Louis	1993-94	52	211
Keith Tkachuk	Phoenix	1996-97	52	228

Source: Elias Sports Bureau

transactions

Calgary's first choice (12th overall) in the 1984 NHL Entry Draft. Traded to Carolina with Trevor Kidd for Andrew Cassels and Jean-Sebastien Giguere on Aug. 25, 1997. Signed as

a free agent by Toronto on July 4, 2000. Signed as a free agent by Florida on Aug. 1, 2005. Traded to Pittsburgh for Noah Welch on Feb. 27, 2007.





37

jarkko ruutu

Pos: Left wing Shoots: Left Ht: 6-0 Wt: 200
 DOB: 8/23/75 POB: Helsinki, Finland

vs NHL

Team	GP	G	A	PTS	PIM
ANA	16	1	1	2	31
ATL	6	0	0	0	16
BOS	9	0	0	0	20
BUF	9	1	0	1	14
CGY	21	4	1	5	42
CAR	6	0	1	1	16
CHI	15	3	4	7	18
COL	22	3	4	7	44
CBJ	12	0	0	0	36
DAL	14	0	1	1	33
DET	15	0	1	1	6
EDM	21	2	6	8	43
FLA	7	0	1	1	0
LA	14	1	1	2	8
MIN	19	2	2	4	27
MON	10	0	1	1	37
NSH	14	1	0	1	19
NJ	13	3	1	4	16
NYI	10	1	1	2	8
NYR	11	0	0	0	14
OTT	9	1	1	2	8
PHI	12	1	4	5	8
PHO	12	3	3	6	20
PIT	3	0	1	1	8
STL	12	0	0	0	8
SJ	13	0	1	1	31
TB	6	0	0	0	4
TOR	11	2	0	2	19
VAN	--	--	--	--	--
WSH	6	1	1	2	26
TOTALS	348	30	37	67	578

Career

2006-07: Played in all 81 of the 82 games for the Penguins...Led the club with 125 penalty minutes...Tallied 16 points (7g, 9a)...Of his seven goals, two were game-winners...Scored the game-winning shootout goal on March 18th vs. Ottawa...Scored two goals, including the game-winner, on the February 16th vs. New Jersey...Converted his second-career penalty-shot goal on January 20th vs. Toronto...Played his 300th career NHL game on December 19th vs. St. Louis...Registered an even-or-better plus/minus rating in 18 consecutive games from December 1st to January 9th...**2005-06:** Set career highs in games played (82), goals (10), assists (7), and points (17). He ranked second on the Canucks in hits with 134...Won the Canucks Unsung Hero Award, as voted by the fans...Helped Team Finland capture a silver medal at the 2006 Winter Olympics in Torino, Italy. He followed that up with a bronze medal at

transactions

Drafted by Vancouver in the third round (68th overall) of the 1998 NHL Entry Draft. Signed as a free agent by the Penguins on July 4, 2006.

Career

the 2006 World Championship...**2004-05:** Spent the year playing in Finland for HIFK Helsinki...Scored 10 goals and added 18 assists in 50 games...Tallied 215 penalty minutes...**2003-2004:** Finished the season with 14 points (6+8) and 133 penalty minutes...**2002-03:** Played in 13 of Vancouver's 14 playoff games...Finished the season with four points and 66 penalty minutes in 36 games...**2001-02:** Played 49 games recording 9 points (2+7) and 74 penalty minutes....Played in four games with Team Finland at the 2002 Olympic Winter Games...**2000-01:** Played all four Canucks playoff games, recording one assist and eight penalty minutes....Scored his first career NHL goal (short-handed), Jan. 24 vs Phoenix ...Played in 46 games for the Kansas City Blades of the IHL recording 11 goals and 18 assists...Represented Finland at the 2001 World Hockey Championships where he won a silver medal. **1999-00:** His first professional season in North America....Played his first NHL game Nov. 20 at Nashville...Recorded 58 points, 26 goals and 32 points, in 65 games for the Syracuse Crunch (AHL).



Career Statistics

YEAR	TEAM	LEAGUE	regular season													playoffs				
			GP	G	A	PTS	PIM	+/-	PP	SH	GW	S	GP	G	A	PTS	PIM			
1991-92	Helsinki	Fin-Jr.	1	0	0	0	0	--	--	--	--	--	--	--	--	--	--	--	--	--
1992-93	Helsinki	Fin-U18	33	26	21	47	53	--	--	--	--	--	--	--	--	--	--	--	--	--
	Helsinki	Fin-Jr.	1	0	0	0	0	--	--	--	--	--	--	--	--	--	--	--	--	--
1993-94	Helsinki	Fin-Jr.	19	9	12	21	44	--	--	--	--	--	--	--	--	--	--	--	--	--
1994-95	Helsinki	Fin-Jr.	35	26	22	48	117	--	--	--	--	--	--	--	--	--	--	--	--	--
1995-96	Mich. Tech	WCHA	39	12	10	22	96	--	--	--	--	--	--	--	--	--	--	--	--	--
1996-97	Helsinki	Fin	48	11	10	21	155	--	--	--	--	--	--	--	--	--	--	--	--	--
1997-98	Helsinki	Fin	37	10	10	20	87	--	--	--	--	--	--	8	7	4	11	10		
1998-99	Helsinki	Fin	25	10	4	14	136	--	--	--	--	--	--	9	0	2	2	43		
	Helsinki	EuroHL	5	1	2	3	8	--	--	--	--	--	--	--	--	--	--	--	--	--
1999-00	Vancouver	NHL	8	0	1	1	6	-1	0	0	0	4	--	--	--	--	--	--	--	--
	Syracuse	AHL	65	26	32	58	164	--	--	--	--	--	4	3	1	4	8			
2000-01	Vancouver	NHL	21	3	3	6	32	1	0	1	0	23	4	0	1	1	8			
	Kansas City	IHL	46	11	18	29	111	--	--	--	--	--	--	--	--	--	--	--	--	--
2001-02	Vancouver	NHL	49	2	7	9	74	-1	0	0	0	37	1	0	0	0	0			
	Finland	Olympics	4	0	0	0	4	1	0	0	0	4	--	--	--	--	--	--	--	--
2002-03	Vancouver	NHL	36	2	2	4	66	-7	0	0	1	36	13	0	2	2	14			
2003-04	Vancouver	NHL	71	6	8	14	133	-13	1	0	0	70	6	1	0	1	10			
2004-05	Helsinki	Fin	50	10	18	28	215	--	--	--	--	--	3	0	0	0	41			
2005-06	Vancouver	NHL	82	10	7	17	142	1	2	0	2	85	--	--	--	--	--	--	--	--
	Finland	Olympics	8	0	0	0	31	-1	0	0	0	6	--	--	--	--	--	--	--	--
	Finland	WC	9	0	3	3	34	4	0	0	0	11	--	--	--	--	--	--	--	--
2006-07	PITTSBURGH	NHL	81	7	9	16	125	0	0	0	2	63	5	0	0	0	10			
	Finland	WC	9	0	1	1	29	0	0	0	0	8	--	--	--	--	--	--	--	--
NHL TOTALS			348	30	37	67	578	-20	3	1	5	318	29	1	3	4	42			
PITTSBURGH TOTALS			81	7	9	16	125	0	0	0	2	63	5	0	0	0	10			

personal

Jarkko spends his summers in his native Helsinki, Finland.... Has two younger brothers who have been drafted in the NHL, Mikko (Ottawa) and Tuomo (Chicago)....Enjoys playing cards and backgammon when on the road.... His greatest hockey memory was playing in the 2002 Winter Olympics....Growing up his boyhood idol was Wayne Gretzky.



30

dany sabourin

Pos: Goaltender Catches: Left Ht: 6-4 Wt: 200
 DOB: 9/20/80 POB: Val d'Or, QC



vs NHL

	GP	MP	GA	GAA	REC
ANA	2	96	5	3.12	1-0-0
ATL	--	--	--	--	--
BOS	1	59	2	2.03	0-1-0
BUF	1	65	3	2.77	0-0-1
CGY	1	30	0	0.00	0-0-0
CAR	--	--	--	--	--
CHI	--	--	--	--	--
COL	--	--	--	--	--
CBJ	2	49	5	6.00	0-2-0
DAL	1	60	4	4.00	0-1-0
DET	1	20	1	3.00	0-0-0
EDM	1	58	2	2.07	0-1-0
FLA	--	--	--	--	--
LA	--	--	--	--	--
MIN	--	--	--	--	--
MON	--	--	--	--	--
NSH	2	113	9	4.78	0-2-0
NJ	--	--	--	--	--
NYI	--	--	--	--	--
NYR	--	--	--	--	--
OTT	--	--	--	--	--
PHI	--	--	--	--	--
PHO	2	119	4	2.02	1-1-0
PIT	--	--	--	--	--
STL	--	--	--	--	--
SJ	--	--	--	--	--
TB	--	--	--	--	--
TOR	--	--	--	--	--
VAN	--	--	--	--	--
WSH	--	--	--	--	--
TOTALS	14	669	35	3.13	2-8-1

Career

2006-07: Sabourin spent the season with the Vancouver Canucks organization, posting a 2-4-1 record and a 2.63 goals-against average in nine appearances...He appeared in two games with the Manitoba Moose (AHL)...Had a 1-1-0 record and a 2.01 goals-against average...**2005-06:** Made his Pittsburgh debut as he played just one game for the Penguins...Completed a successful season with Wilkes-Barre/Scranton as he set team records for consecutive wins (9, Oct. 9-Dec. 12), consecutive road wins (8, Oct. 9-Dec. 2) and longest unbeaten streak (9, Oct. 9-Dec. 12)...Picked up his 27th victory of the season with a 4-2 win April 1 vs. Lowell. That victory set a new team record for wins in a season by a Baby Pens netminder, surpassing the mark of 26 set last year by Marc-Andre Fleury

transactions

Drafted by the Calgary Flames in the 4th round (108th overall) in 1998 NHL Entry Draft. Signed as a free agent by the Penguins on Aug. 19, 2005. Claimed off waivers by Vancouver on Oct. 4, 2006. Signed as a free agent by the Penguins on July 1, 2007.

...He finished the year with 30 wins, second in the league...Sabourin was named the winner of the Aldege 'Baz' Bastien Award, given to the top netminder in the American Hockey League, on April 11...He followed that with the Harry 'Hap' Holmes Award, given to the goalie on the team with the lowest combined goals against average...In addition, he was named to the AHL's First All-Star Team on April 5, becoming just the second player in team history to be so honored (John Slaney, 2000-01)...Also, he tended goal for Team Canada at the 2006 RBK Hockey AHL All-Star Classic in Winnipeg on Feb. 5...**2004-05:** Appeared in 20 games with Wilkes-Barre/Scranton (AHL), posting an 8-8-2 record with one shutout, a 2.22 gaa and a .921 sv%...Appeared in 27 games with Wheeling (ECHL), posting a 19-6-3 record with a 1.67 gaa, a .942 sv% and five shutouts...Led the ECHL in goals-against average and save percentage...Tied for second in the ECHL in shutouts...Named a National Conference All-Star for Wheeling...**2003-04:** Played in four games with Calgary (NHL)...Made his NHL debut Oct. 29 vs. Dallas...Went 0-3-0 with a 3.55 gaa with the Flames...Appeared in 14 games with Lowell (AHL), posting a 5-7-2 record with a 2.85 gaa...In 10 games with Las Vegas (ECHL), went 6-3-1 with a 2.35 gaa...**2002-03:** Appeared in 41 games with Saint John (AHL), posting a 15-17-4 record and a 2.70 gaa with four shutouts...**2001-02:** Split the season between Johnstown (ECHL) and Saint John...In 27 games with Johnstown (ECHL), went 14-10-1 with a 3.28 gaa...Appeared in 10 games with Saint John, going 4-4-0 with a 2.41 gaa...**2000-01:** Played in 19 games with Johnstown, posting a 4-9-1 record...Played in one game with Saint John...**1997-99:** Played in 122 games with Sherbrooke (QMJHL), posting a 48-50-9...Appeared in one playoff game with Saint John in 1999.

Career Statistics


YEAR	TEAM	LEAGUE	regular season								playoffs					
			GP	W	L	T	MIN	GA	SO	GAA	GP	W-L	MIN	GA	SO	GAA
1997-98	Sherbrooke	QMJHL	37	15	15	2	1907	128	1	4.03	--	--	--	--	--	--
1998-99	Sherbrooke	QMJHL	30	8	13	2	1463	102	1	4.18	1	0-1	49	2	0	2.45
	Saint John	AHL	--	--	--	--	--	--	--	--	1	0-1	57	4	0	4.19
1999-00	Sherbrooke	QMJHL	55	25	22	5	3066	181	1	3.54	5	1-4	324	18	0	3.33
2000-01	Johnstown	ECHL	19	4	9	1	903	56	0	3.72	1	0-0	40	2	0	3.00
	Saint John	AHL	1	1	0	0	40	0	0	0.00	--	--	--	--	--	--
2001-02	Johnstown	ECHL	27	14	10	1	1539	84	0	3.28	3	0-2	137	5	0	2.18
	Saint John	AHL	10	4	4	0	447	18	1	2.41	--	--	--	--	--	--
2002-03	Saint John	AHL	41	15	17	4	2220	100	4	2.70	--	--	--	--	--	--
2003-04	Lowell	AHL	14	5	7	2	821	39	0	2.85	--	--	--	--	--	--
	Calgary	NHL	4	0	3	0	168	10	0	3.57	--	--	--	--	--	--
	Las Vegas	ECHL	10	6	3	1	613	24	0	2.35	1	0-1	58	2	0	2.07
2004-05	Wheeling	ECHL	27	19	6	1	1578	44	5	1.67	--	--	--	--	--	--
	Wilkes-Barre	AHL	20	8	8	2	1028	38	1	2.22	--	--	--	--	--	--
2005-06	PITTSBURGH	NHL	1	0	1	0	20	4	0	11.43	--	--	--	--	--	--
	Wilkes-Barre	AHL	49	30	14	4	2943	111	4	2.26	6	2-3	362	13	1	2.15
2006-07	Vancouver	NHL	9	2	5	0	479	21	0	2.63	2	0-0	14	1	11	4.29
	Manitoba	AHL	2	1	1	9	119	4	1	2.01	--	--	--	--	--	--
NHL TOTALS			14	2	9	0	668	35	0	3.14	2	0-0	14	1	11	4.29
PITTSBURGH TOTALS			1	0	1	0	20	4	0	11.43	--	--	--	--	--	--



4

rob scuderi

Pos: Defense Shoots: Left Ht: 6-0 Wt: 218
 DOB: 12/30/78 POB: Syosset, NY



79 games...**2003-04:** Appeared in 13 games with the Penguins, recording three points (1g, 2a) with four penalty minutes...Made NHL debut February 12th vs. Florida...Recorded first NHL point, an assist, February 22nd vs. Ottawa...Scored first NHL goal and added an assist for first multi-point game March 7th vs. the New York Rangers...Recorded 16 points (1g, 15a) in 64 games with Wilkes-Barre/Scranton...Even-or-better in 46 of 64 games...Recorded three assists and 14 penalty minutes in 24 playoff games...**2002-03:** Recorded 21 points (4g, 17a) and 44 penalty minutes in 74 games with Wilkes-Barre/Scranton...Tied for first on the team with a plus-5 rating...Even-or-better plus/minus in 56 of 74 games...Recorded one assist and four penalty minutes in six playoff games...**2001-02:** Made his pro debut October 4th vs. St. John's...Recorded his first pro point, an assist, October 6th vs. Rochester...**2000-01:** Tied for eighth on Boston College (Hockey East) with 23 points (4g, 19a) and tied for seventh in assists...Finished collegiate career as the all-time school leader in games played (168)...Named to the NCAA Championship All-Tournament team...**1999-00:** Played in all 42 games as a junior...12th on Eagles with 13 points, 11th with 12 assists...Fourth among team defensemen in scoring...**1998-99:** Ranked 17th on the team with 10 points (2g, 8a)...**1997-98:** Fifth on Boston College with 24 assists in his freshman season...Ninth on the team in scoring with 24 points in 42 games.

vs NHL

Career

Team	GP	G	A	PTS	PIM
ANA	2	0	0	0	0
ATL	6	0	0	0	2
BOS	7	0	2	2	6
BUF	5	0	1	1	4
CGY	--	--	--	--	--
CAR	8	0	1	1	8
CHI	2	0	1	1	0
COL	--	--	--	--	--
CBJ	2	0	1	1	4
DAL	1	0	0	0	0
DET	1	0	0	0	0
EDM	1	0	0	0	2
FLA	9	0	1	1	6
LA	1	0	0	0	0
MIN	--	--	--	--	--
MON	7	0	0	0	0
NSH	3	0	1	1	4
NJ	15	1	0	1	0
NYI	18	0	2	2	8
NYR	13	1	1	2	2
OTT	9	0	2	2	4
PHI	12	0	3	3	6
PHO	2	0	0	0	0
PIT	--	--	--	--	--
STL	2	0	0	0	0
SJ	2	0	0	0	0
TB	6	0	0	0	6
TOR	7	0	0	0	4
VAN	1	0	0	0	2
WSH	6	0	0	0	0
TOTALS	148	2	16	18	68

2006-07: Scored 11 points (1g, 10a) in 78 games played after scoring seven points (1g, 6a) over parts of two previous NHL seasons...Finished with a career-high plus-3 rating...Fifth on the club with 109 blocked shots...Registered an even-or-better plus/minus in 57 of 78 games...A top penalty killer that ranked third on the club in total shorthanded time on ice...Scored second-career NHL goal on February 16th vs. New Jersey...Made Stanley Cup playoff debut collecting two penalty minutes in five games played...**2005-06:** Tallied four assists and 36 penalty minutes in 57 games with the Penguins...Ranked seventh on the club in total time on ice and third in total shorthanded time on ice...Third on the team with 103 blocked shots...**2004-05:** Ranked fourth among Wilkes-Barre/Scranton (AHL) defensemen in scoring, recording 20 points (2g, 18a)...Appeared in a career-high 79 games...Tied for third on the team with a plus-15 rating...Even-or-better in 57 of

transactions

Drafted by Penguins in fifth round (134th overall) in the 1998 Entry Draft.

Career Statistics

YEAR	TEAM	LEAGUE	regular season											playoffs							
			GP	G	A	PTS	PIM	+	-	PP	SH	GW	S	GP	G	A	PTS	PIM			
1995-96	Apple Core	MJBHL	76	18	60	78	--	--	--	--	--	--	--	--	--	--	--	--	--	--	
1996-97	Apple Core	MJBHL	82	42	70	112	64	--	--	--	--	--	--	--	--	--	--	--	--	--	
1997-98	Boston College	HE	42	0	24	24	12	--	--	--	--	--	--	--	--	--	--	--	--	--	
1998-99	Boston College	HE	41	2	8	10	20	--	--	--	--	--	--	--	--	--	--	--	--	--	
1999-00	Boston College	HE	42	1	12	13	22	--	--	--	--	--	--	--	--	--	--	--	--	--	
2000-01	Boston College	HE	43	4	19	23	42	--	--	--	--	--	--	--	--	--	--	--	--	--	
2001-02	Wilkes-Barre	AHL	75	1	22	23	66	-4	1	0	0	132	--	--	--	--	--	--	--	--	
2002-03	Wilkes-Barre	AHL	74	4	17	21	44	5	2	0	2	98	6	0	1	1	4				
2003-04	Wilkes-Barre	AHL	64	1	15	16	54	1	0	0	0	87	24	0	3	3	14				
	PITTSBURGH	NHL	13	1	2	3	4	2	0	0	0	4	--	--	--	--	--	--	--	--	
2004-05	Wilkes-Barre	AHL	79	2	18	20	34	15	0	0	0	63	11	2	1	3	2				
2005-06	PITTSBURGH	NHL	57	0	4	4	36	-18	0	0	0	28	--	--	--	--	--	--	--	--	
	Wilkes-Barre	AHL	13	0	8	8	8	11	0	0	0	21	--	--	--	--	--	--	--	--	--
2006-07	PITTSBURGH	NHL	78	1	10	11	28	3	0	0	0	31	5	0	0	0	2				
	PGH/NHL TOTALS		148	2	16	18	68	-13	0	0	0	63	5	0	0	0	2				

personal


Nickname – Scuds...Lists Dennis Potvin as hockey idol...Most memorable hockey moment is the 2001 NCAA Championship with Boston College...Favorites include: Cape Cod (vacation spot), ice cream (food), Julia Roberts (actress), The Simpsons (TV show), Gladiator (movie), Maggiano's (restaurant), New York (NHL road city) and Madison Square Garden (NHL road arena)...Rob and his wife Courtney spend the offseason in Boston...They have one son, Ryan.



11

Jordan Staal

Pos: Center Shoots: Left Ht: 6-4 Wt: 220
 DOB: 9/10/88 POB: Thunder Bay, ON



Did you know?

Jordan established NHL rookie records with seven shorthanded goals and a 22.1 shooting percentage.

vs NHL

Career

Team	GP	G	A	PTS	PIM
ANA	1	0	0	0	0
ATL	4	2	0	2	2
BOS	4	1	3	4	2
BUF	4	1	2	3	0
CGY	--	--	--	--	--
CAR	4	0	1	1	2
CHI	1	0	0	0	0
COL	--	--	--	--	--
CBJ	1	2	0	2	0
DAL	1	1	0	1	0
DET	1	0	0	0	0
EDM	--	--	--	--	--
FLA	3	1	1	2	0
LA	1	1	0	1	0
MIN	--	--	--	--	--
MON	4	1	0	1	0
NSH	1	1	0	1	0
NJ	8	3	1	4	2
NYI	8	1	2	3	0
NYR	8	3	0	3	6
OTT	4	1	1	2	0
PHI	8	4	2	6	2
PHO	1	0	0	0	0
PIT	--	--	--	--	--
STL	1	0	0	0	0
SJ	1	0	0	0	2
TB	4	0	0	0	0
TOR	4	5	0	5	0
VAN	--	--	--	--	--
WSH	4	1	0	1	6
TOTALS	81	29	13	42	24

2006-07: Completed first NHL season with 42 points (29g, 13a)...Ranked seventh on the team in scoring and sixth among NHL rookies...Ranked second among league rookies in goals (29), trailing only teammate Evgeni Malkin (33)...Led the NHL with seven shorthanded goals, which is a rookie record...Led the league with a 22.1 shooting percentage...Ranked first on the team with a plus-16 rating which also ranked tied for second among NHL rookies...Finalist for the Calder Memorial Trophy as the NHL's most-outstanding rookie...Named to the NHL All-Rookie Team...Fifth-youngest player to score a playoff goal, netting a goal in his playoff debut...Had a goal in each of his first two playoff games, and tied Sidney Crosby for the team lead with three playoff goals...Became youngest player (18 years, 153 days) in NHL history to record a hat-trick when he scored three goals, including the

transactions

Drafted by the Penguins in the first round (2nd overall) of the 2006 NHL Entry Draft.

overtime-winner, on February 10th vs. Toronto...Had an even or better plus/minus rating in 25 consecutive games from December 15th to February 10th...Third-youngest player to reach 20-goal mark, trailing only Ted Lindsay and Sidney Crosby, when he scored on February 8th vs. Philadelphia...Became youngest player in NHL history to score two shorthanded goals in a game on October 21st vs. Columbus...Also became youngest to score on a penalty shot on October 21st vs. Columbus...First player since 1982 to score his first three NHL goals shorthanded...Played nine games in the 2007 World Championship with Team Canada adding two assists and helping the club win the gold medal...**2005-06:** Scored 68 points (28g, 40a) in 68 games with the Peterborough Petes of the Ontario Hockey League...Selected to play in the OHL All-Star Game and collected two assists in the contest...Tied for eighth in the league with seven game-winning goals...Scored 16 points (10g, 6a) in 19 playoff games...**2004-05:** Scored 28 points (9g, 19a) in 66 regular season games...Posted 10 points (5g, 5a) in 14 playoff games.



rookie sensation

- *Youngest to score two shorthanded goals in one game (Oct. 21, 2006)
- *Youngest to score on a penalty shot (Oct. 21, 2006)
- *Youngest to record a hat-trick (Feb. 10, 2007)
- *Third-youngest player to reach 20 goals in one season
- *Fifth-youngest player to score a goal in the Stanley Cup playoffs

Career Statistics

YEAR	TEAM	LEAGUE	regular season											playoffs			
			GP	G	A	PTS	PIM	+/-	PP	SH	GW	S	GP	G	A	PTS	PIM
2004-05	Peterborough	OHL	66	9	19	28	29	1	0	0	--	--	14	5	5	10	16
2005-06	Peterborough	OHL	68	28	40	68	69	16	11	2	--	--	19	10	6	16	16
2006-07	PITTSBURGH	NHL	81	29	13	42	24	16	4	7	4	131	5	3	0	3	2
	Canada	WC	9	0	2	2	0	4	0	0	7	--	--	--	--	--	
PGH/NHL TOTALS			81	29	13	42	24	16	4	7	4	131	5	3	0	3	2

personal

Nicknames include Gronk and Staalsy...Lists Todd Bertuzzi as his hockey idol...Most memorable hockey moment was winning the 2007 World Championships with Team Canada in Moscow...Rascal Flatts and Kenny Chesney are his favorite singers...Favorite sport other than hockey is golf...Anchorman is his favorite movie...Oldest brother, Eric, plays for Carolina, while another brother, Marc, is with the NY Rangers. Youngest brother Jared is in the OHL.



5

darryl sydor

Pos: Defense Shoots: Left Ht: 6-1 Wt: 211
 DOB: 5/13/72 POB: Edmonton, AB



on Nov. 15 vs. Colorado...Appeared in his 800th career NHL game on Nov. 13 at Washington...Notched his 400th career NHL point on Feb. 23 at Chicago...**2001-02:** Finished first on the team in power-play assists (19) and fourth in assists (29)...**2000-01:** Registered 300th career NHL point at Columbus on Nov. 25...Appeared in his 700th career NHL game on Mar. 30 at Edmonton, posting an assist...Appeared in his 100th career NHL playoff game in Game Six at Edmonton ...**1999-00:** Tied for first on the team in defenseman power-play goals (5) and was third in points (34)...Played in all 23 playoff games for the Stars, posting seven points (1g, 6a)...**1998-99:** Posted new career-highs for goals (14) and PPG (9) in a season and tied his career-high for points (48) ...Played in the 1999 NHL All-Star Game for the North American Team...Recorded his 200th career NHL assist on Apr. 11 vs. Los Angeles...**1997-98:** Had played in 319 consecutive NHL games which was the third-longest streak in the NHL at the time...Played in his first NHL All-Star Game on Jan. 18...**1996-97:** Finished fifth in the NHL in plus/minus (+37)...**1995-96:** Led the Stars in games played (84)...**1994-95:** Was the only Kings defenseman to play in all 48 games...Led all Kings defensemen in points (23), assists (19), and shots (96)...**1993-94:** Was third among Kings defensemen in scoring with 35 points...**1992-93:** Co-recipient of the Kings' Best Newcomer Award with Alexei Zhitnik.

vs NHL

Career

Team	GP	G	A	PTS	PIM
ANA	61	4	20	24	23
ATL	21	0	10	10	2
BOS	23	3	7	10	12
BUF	24	3	9	12	14
CGY	60	6	20	26	50
CAR	32	3	6	9	8
CHI	58	5	27	32	28
COL	44	5	17	22	23
CBJ	16	1	6	7	7
DAL	18	2	5	7	20
DET	55	5	25	30	33
EDM	56	4	24	28	70
FLA	30	2	7	9	14
LA	47	6	18	24	29
MIN	17	1	9	10	4
MON	24	4	3	7	13
NSH	26	1	11	12	16
NJ	23	2	1	3	4
NYI	26	4	10	14	14
NYR	26	1	8	9	12
OTT	25	1	7	8	16
PHI	24	2	12	14	12
PHO	67	6	26	32	67
PIT	22	2	8	10	18
STL	54	3	19	22	27
SJ	69	4	22	26	49
TB	20	0	3	3	6
TOR	41	4	17	21	57
VAN	57	6	14	20	49
WSH	31	4	6	10	8
TOTALS	1097	94	377	471	696

2006-07: Skated in 74 games with the Dallas Stars, collecting 21 points (5g, 16a), along with 36 penalty minutes...He posted a plus-or-even rating in 52 of his 74 games with the Stars...Finished fourth among Dallas defensemen averaging 20:08 on the ice...**2005-06:** Appeared in 80 games with Tampa Bay, collecting four goals and 19 assists for 23 points...Appeared in his 1,000th career NHL game on Feb. 28 vs. Florida...**2004-05:** Did not play competitive hockey...**2003-04:** Split the season between Columbus and Tampa Bay ...Appeared in his 900th career NHL game on Dec. 31 vs. San Jose...Won the Stanley Cup with Tampa Bay, notching six assists in 23 postseason contests...**2002-03:** Appeared in 81 games with the Stars...Earned his 300th career NHL assist

transactions

Drafted by the Los Angeles Kings in the first round (7th overall) of the 1990 NHL Entry Draft. Traded with a 1996 fifth-round draft choice to Dallas for Shane Churla and Doug Zmolek on Feb. 17, 1996. Traded to Columbus for Mike Sillinger and a 2004 second-round draft choice on July 22, 2003. Traded with a 2004 fourth-round choice to Tampa Bay for Alexander Svitov and a 2004 third-round choice on Jan 27, 2004. Traded to Dallas for a 2008 fourth-round draft choice. Signed by Penguins on July 2, 2007.

Career Statistics

YEAR	TEAM	LEAGUE	regular season											playoffs				
			GP	G	A	PTS	PIM	+/-	PP	SH	GW	S	GP	G	A	PTS	PIM	
1988-89	Kamloops	WHL	65	12	14	26	86	--	--	--	--	--	15	1	4	5	19	
1989-90	Kamloops	WHL	67	29	66	95	129	--	--	--	--	--	17	2	9	11	28	
1990-91	Kamloops	WHL	66	27	78	105	88	--	--	--	--	--	12	3	22	25	10	
1991-92	Kamloops	WHL	29	9	39	48	33	--	--	--	--	--	17	3	15	18	18	
	Los Angeles	NHL	18	1	5	6	22	-3	0	0	0	18	--	--	--	--	--	
	Canada	WJC	7	3	1	4	4	--	--	--	--	--	--	--	--	--	--	
1992-93	Los Angeles	NHL	80	6	23	29	63	-2	0	0	1	112	24	3	8	11	16	
1993-94	Los Angeles	NHL	84	8	27	35	94	-9	1	0	0	146	--	--	--	--	--	
	Canada	WC	8	0	1	1	4	--	--	--	--	--	--	--	--	--	--	
1994-95	Los Angeles	NHL	48	4	19	23	36	-2	3	0	0	96	--	--	--	--	--	
1995-96	Los Angeles	NHL	58	1	11	12	34	-11	1	0	0	84	--	--	--	--	--	
	Dallas	NHL	26	2	6	8	41	-1	1	0	0	33	--	--	--	--	--	
	Canada	WC	8	0	1	1	0	--	--	--	--	--	--	--	--	--	--	
1996-97	Dallas	NHL	82	8	40	48	51	37	2	0	2	142	7	0	2	2	0	
1997-98	Dallas	NHL	79	11	35	46	51	17	4	1	1	166	17	0	5	5	14	
1998-99	Dallas	NHL	74	14	34	48	50	-1	9	0	2	163	23	3	9	12	16	
1999-00	Dallas	NHL	74	8	26	34	32	6	5	0	1	132	23	1	6	7	6	
2000-01	Dallas	NHL	81	10	37	47	34	5	8	0	1	140	10	1	3	4	0	
2001-02	Dallas	NHL	78	4	29	33	50	3	2	0	0	183	--	--	--	--	--	
	Canada	WC	1	0	0	0	0	--	--	--	--	--	--	--	--	--	--	
2002-03	Dallas	NHL	81	5	31	36	40	22	2	0	1	132	12	0	6	6	6	
2003-04	Columbus	NHL	49	2	13	15	26	-19	1	0	0	80	--	--	--	--	--	
	Tampa Bay	NHL	31	1	6	7	6	3	0	0	0	42	23	0	6	6	9	
2004-05			DID NOT PLAY															
2005-06	Tampa Bay	NHL	80	4	19	23	30	-18	1	0	0	64	2	0	0	0	2	
2006-07	Dallas	NHL	74	5	16	21	36	-4	2	0	1	75	7	1	1	2	4	
NHL TOTALS			1097	94	377	471	696	23	42	1	10	1808	151	9	47	56	71	

personal

Darryl and his wife, Sharlene, have three sons, Parker, Braden, and Dylan...Cites his most memorable hockey moments as winning the Stanley Cup in 1999 with Dallas and in 2004 with Tampa Bay...His favorite NHL city is Vancouver and his favorite food is sushi...Nicknamed Syd.



17

petr sykora

Pos: Right wing Shoots: Left Ht: 6-0 Wt: 190
 DOB: 11/19/76 POB: Plzen, Czech Rep.

vs NHL

Career

Team	GP	G	A	PTS	PIM
ANA	15	2	7	9	8
ATL	19	4	8	12	10
BOS	29	8	17	25	12
BUF	25	10	7	17	20
CGY	25	13	11	24	14
CAR	30	12	13	25	6
CHI	23	8	11	19	6
COL	31	14	15	29	18
CBJ	18	4	4	8	6
DAL	29	9	16	25	8
DET	22	6	5	11	6
EDM	17	7	8	15	0
FLA	25	9	7	16	4
LA	28	3	8	11	14
MIN	20	4	6	10	2
MON	28	15	7	22	12
NSH	20	7	8	15	10
NJ	6	1	3	4	4
NYI	36	14	21	35	20
NYR	31	7	15	22	14
OTT	31	12	11	23	20
PHI	38	6	18	24	16
PHO	30	14	12	26	16
PIT	28	10	12	22	4
STL	23	2	9	11	14
SJ	30	11	10	21	18
TB	29	14	16	30	14
TOR	24	10	10	20	10
VAN	24	6	9	15	10
WSH	30	5	14	19	14
TOTALS	764	247	318	565	330

2006-07: Appeared in all 82 games with the Edmonton Oilers, finishing tied for first in scoring on the club with 53 points...He led the team in goals with 22 and finished third on the team with 31 assists...His 22 goals marked the seventh time in his career he has eclipsed the 20-goal mark...**2005-06:** Appeared in 74 games with the NY Rangers and Mighty Ducks of Anaheim, tallying 23 goals and 28 assists for 51 points, along with 50 penalty minutes...**2004-05:** Played 45 games for Metallurg of the Russian Super League, scoring 31 points (18+13)...Suited up for five playoff games, racking up five points (2+3)...**2003-04:** Finished second on Anaheim in goals (23) and third in assists (29) & points (52)...Played in 161

transactions

Drafted by New Jersey in first round (18th overall) in 1995. Traded from New Jersey with Igor Pohanka, Mike Commodore and Jean-Francois Dampousse to Anaheim for Jeff Friesen, Oleg Tverdovsky and Maxim Balmochnykh on July 2, 2006. Traded from Anaheim with a 2007 fourth-round draft choice to NY Rangers for Maxim Kondratiev on Jan. 8, 2006. Signed as a free agent with Edmonton, Aug. 11, 2006. Signed as a free agent by the Penguins on July 2, 2007.

consecutive games, the club's fourth longest streak ever (Oct. 10, 2002-March 26, 2004)...**2002-03:** His 34 goals were the highest total for a Duck since Paul Kariya's 42 in 1999-2000...**2001-02:** Earned an assist in four playoff games with the Devils in 2001-2002...Had 14 multi-point games and four multi-goal efforts...**2000-01:** Led the Devils in playoff goals (10+12) following the 2000-2001 regular season...The 22 points were the second-most ever recorded by a Devils player in the playoffs (P. Elias, 23 pts. in 2001)...Set a Devils record with assists in nine straight contests (4+13), Mar. 21-Apr. 6...**1999-2000:** Finished third on the club and sixth in the NHL with 17 (9+8) points, helping the Devils capture the 2000 Stanley Cup Championship following the 1999-2000 regular season...Recorded his 200th career NHL point with an assist on Feb. 15 vs. Philadelphia...**1998-99:** Led New Jersey in goals (29), assists (43) and points (72)...**1997-98:** Posted 36 points (16+20) in 58 games in 1997-98...**1996-97:** Suffered a groin injury one day prior to the start of the regular season in 1996-97, forcing him to a slow start in his second season with New Jersey...**1995-96:** Led Devils with 19 PP points and tied for first on the club with eight PPGs...Among NHL rookies, finished T-6th in goals (18), fifth in assists (24) and tied for fifth in points (42)...Named to NHL's All-Rookie Team... Made his NHL debut and scored a goal on Oct. 28 vs. PIT...Appeared in his first NHL game at the age of 18 years, 11 months and nine days (seventh youngest Devil to appear).



Career Statistics

YEAR	TEAM	LEAGUE	regular season													playoffs				
			GP	G	A	PTS	PIM	+/-	PP	SH	GW	S	GP	G	A	PTS	PIM			
1991-92	Plzen Jr.	Czech-Jr.	30	50	50	100	--	--	--	--	--	--	--	--	--	--	--	--	--	--
1992-93	Plzen	Czech	19	12	5	17	--	--	--	--	--	--	--	--	--	--	--	--	--	--
1993-94	Plzen	Czech	37	10	16	26	--	--	--	--	--	--	--	4	0	1	1	--	--	--
	Czech Rep.	WJC	7	6	2	8	6	--	--	--	--	--	--	--	--	--	--	--	--	--
1994-95	Cleveland	IHL	13	4	5	9	8	--	--	--	--	--	--	--	--	--	--	--	--	--
	Detroit	IHL	29	12	17	29	16	--	--	--	--	--	--	--	--	--	--	--	--	--
	Czech Rep.	WJC	3	0	0	0	0	--	--	--	--	--	--	--	--	--	--	--	--	--
1995-96	New Jersey	NHL	63	18	24	42	32	7	8	0	3	128	--	--	--	--	--	--	--	--
1995-96	Albany	AHL	5	4	1	5	0	--	--	--	--	--	--	--	--	--	--	--	--	--
1996-97	New Jersey	NHL	19	1	2	3	4	-8	0	0	0	26	2	0	0	0	2	--	--	--
	Albany	AHL	43	20	25	45	48	--	--	--	--	--	4	1	4	5	2	--	--	--
	Czech Rep.	WCup	2	0	1	1	0	--	--	--	--	--	--	--	--	--	--	--	--	--
1997-98	New Jersey	NHL	58	16	20	36	22	0	3	1	4	130	2	0	0	0	0	--	--	--
	Czech Rep.	WC	6	0	2	2	2	--	--	--	--	--	--	--	--	--	--	--	--	--
1998-99	New Jersey	NHL	80	29	43	72	22	16	15	0	7	222	7	3	3	6	4	--	--	--
	Czech Rep.	WC	8	1	5	6	14	--	--	--	--	--	--	--	--	--	--	--	--	--
1999-00	New Jersey	NHL	79	25	43	68	26	24	5	1	4	222	23	9	8	17	10	--	--	--
2000-01	New Jersey	NHL	73	35	46	81	32	36	9	2	3	249	25	10	12	22	12	--	--	--
2001-02	New Jersey	NHL	73	21	27	48	44	12	4	0	4	194	4	0	1	1	0	--	--	--
	Czech Rep.	Oly	4	1	0	1	--	--	--	--	--	--	--	--	--	--	--	--	--	--
2002-03	Anaheim	NHL	82	34	25	59	24	-7	15	1	5	299	21	4	9	13	12	--	--	--
2003-04	Anaheim	NHL	81	23	29	52	34	-9	6	0	2	277	--	--	--	--	--	--	--	--
2004-05	Czech Rep.	WCup	3	0	1	1	2	-1	--	--	--	--	--	--	--	--	--	--	--	--
	Magnitogorsk	RUS	45	18	13	31	46	--	--	--	--	--	5	2	3	5	8	--	--	--
	Czech Rep.	WC	9	2	1	3	4	--	--	--	--	--	--	--	--	--	--	--	--	--
2005-06	Anaheim	NHL	34	7	13	20	28	1	1	0	0	118	--	--	--	--	--	--	--	--
	NY Rangers	NHL	40	16	15	31	22	5	7	0	0	112	4	0	0	0	0	--	--	--
2006-07	Edmonton	NHL	82	22	31	53	40	-20	6	0	6	206	--	--	--	--	--	--	--	--
NHL TOTALS			764	247	318	565	330	57	79	5	38	2183	88	26	33	59	40			



25

maxime talbot

Pos: Center Shoots: Left Ht: 5-11 Wt: 190
 DOB: 2/11/84 POB: Lemoyne, QC

vs NHL


Career

Team	GP	G	A	PTS	PIM
ANA	1	0	0	0	0
ATL	8	0	0	0	17
BOS	7	0	1	1	4
BUF	6	1	0	1	0
CGY	1	0	0	0	0
CAR	5	0	1	1	4
CHI	2	1	0	1	4
COL	1	1	0	1	0
CBJ	1	0	0	0	2
DAL	1	0	0	0	0
DET	1	0	0	0	0
EDM	1	0	0	0	0
FLA	6	0	2	2	9
LA	1	0	0	0	0
MIN	1	0	0	0	0
MON	6	1	3	4	2
NSH	2	0	0	0	22
NJ	11	1	1	2	4
NYI	10	1	2	3	2
NYR	13	0	2	2	10
OTT	4	3	0	3	4
PHI	12	3	1	4	15
PHO	1	1	0	1	0
PIT	--	--	--	--	--
STL	2	0	0	0	0
SJ	1	0	0	0	0
TB	6	1	0	1	10
TOR	5	2	0	2	7
VAN	1	0	0	0	0
WSH	6	2	1	3	0
TOTALS	123	18	14	32	112

2006-07: Scored 24 points (13g, 11a) in 75 games...A top penalty killer that ranked second on the club in shorthanded time on ice...Ranked tied for fifth in the NHL with four shorthanded goals...Netted four game-winning goals which tied for second on the club...Recorded first multi-goal game (2g) of his NHL career, including the game-winner, on October 28th vs. Philadelphia...Scored four goals in five games with Wilkes-Barre/Scranton before being recalled to Pittsburgh on October 24th...**2005-06:** Scored eight points (5g, 3a) in 48 games during his first NHL season...Two of his goals were shorthanded and one was a game-winner...Had an even or better rating in 35 of 48 games...Made NHL debut on October 5th vs. New Jersey...Scored first NHL goal on October 14th vs. Philadelphia...Tallied 32 points (12g, 20a) in 42 games for Wilkes-Barre/Scranton (AHL)...Scored nine points (3g, 6a) in 11 AHL playoff

transactions

Drafted by Penguins in eighth round (234th overall) in 2002 Entry Draft.



games...**2004-05:** Appeared in 75 games with Wilkes-Barre/Scranton during his first pro season...Recorded 19 points (7g, 12a) and 62 penalty minutes...Ranked seventh on the team with a plus-7 rating...Made his pro debut October 13th vs. Manitoba...Had a season-high three-game point streak, January 30th – February 4th (2g, 2a)...Recorded one assist and 22 penalty minutes in 11 playoff games...**2003-04:** Led Gatineau (QMJHL) in scoring (98pts) and assists (73)... Ranked third on the team in goals (25) and tied for second with 10 power-play goals...Ranked second in the QMJHL in assists, trailing only Sidney Crosby, and ranked third in scoring...Tied for second in the league with nine game-winning goals and ranked second with six shorthanded goals...Tied for 11th in the league in plus/minus (+33)...Named QMJHL Offensive Player of the Month for February...Recorded three assists in six games for Canada at the World Junior Championship, helping Canada to a silver medal...Received the Guy Lafleur Trophy as the MVP of the QMJHL playoffs...Led the QMJHL in scoring during the playoffs with 27 points (11g, 16a) in 15 games...Recorded three points (2g, 1a) in five Memorial Cup games, helping Gatineau to a second place finish...**2002-03:** Tied for fifth in the Quebec Major Junior Hockey League in scoring with 104 points (46g, 58a)...Tied for sixth in the league in goals and ranked 13th in assists...Ranked third in the league with seven shorthanded goals...Tied for fifth with nine game-winning goals and ranked ninth with a plus-40 rating...Led Hull in goals and points and ranked second on the team in assists...Led the team with 16 power-play goals, first in shorthanded goals, and first in game-winning goals...Received the Guy Lafleur Trophy as the MVP of the QMJHL playoffs...Led the QMJHL in scoring during the playoffs with 44 points (14g, 30a) in 20 games...**Career:** Played three seasons with Rouyn-Noranda and Hull in the QMJHL, 2000-2003...Played in 198 career games, recording 201 points (85g, 116a) and 442 penalty minutes.

Career Statistics

YEAR	TEAM	LEAGUE	regular season											playoffs				
			GP	G	A	PTS	PIM	+	-	SH	GW	S	GP	G	A	PTS	PIM	
2000-01	Rouyn	QMJHL	40	9	15	24	78	--	--	--	--	--	--	--	--	--	--	--
	Hull	QMJHL	24	6	7	13	60	--	--	--	--	--	--	--	--	--	--	--
2001-02	Hull	QMJHL	65	24	36	60	174	--	--	--	--	--	--	--	--	--	--	--
2002-03	Hull	QMJHL	69	46	58	104	130	--	--	--	--	--	20	14	30	44	33	
2003-04	Gatineau	QMJHL	51	25	73	98	41	--	--	--	--	--	14	11	16	27	0	
	Canada	WJC	6	0	3	3	2	2	--	--	--	--	--	--	--	--	--	
2004-05	Wilkes-Barre	AHL	75	7	12	19	62	7	1	0	1	74	11	0	1	1	22	
2005-06	PITTSBURGH	NHL	48	5	3	8	59	-12	0	2	1	45	--	--	--	--	--	
	Wilkes-Barre	AHL	42	12	20	32	80	12	2	2	0	120	11	3	6	9	16	
2006-07	PITTSBURGH	NHL	75	13	11	24	53	-2	0	4	4	88	5	0	1	1	7	
	Wilkes-Barre	AHL	5	4	0	4	2	2	1	0	3	15	--	--	--	--	--	
PGH/NHL TOTALS			123	18	14	32	112	-14	0	6	5	88	5	0	1	1	7	

personal

Favorites include: The Wedding Singer (movie), Celine Dion (singer) and Hooters (restaurant).



19

ryan whitney

Pos: Defense Shoots: Left Ht: 6-4 Wt: 219
 DOB: 2/19/83 POB: Boston, MA



vs NHL

Team	GP	G	A	PTS	PIM
ANA	1	0	0	0	0
ATL	7	2	1	3	6
BOS	6	0	5	5	2
BUF	6	1	6	7	6
CGY	1	0	1	1	0
CAR	6	1	3	4	6
CHI	2	0	0	0	0
COL	1	0	0	0	0
CBJ	2	0	1	1	2
DAL	1	0	2	2	0
DET	2	0	0	0	0
EDM	1	0	0	0	0
FLA	7	2	2	4	6
LA	1	0	0	0	0
MIN	1	0	0	0	0
MON	8	2	4	6	8
NSH	2	0	0	0	2
NJ	14	0	9	9	10
NYI	16	1	12	13	10
NYR	14	3	5	8	23
OTT	7	1	4	5	22
PHI	15	2	10	12	29
PHO	1	1	1	2	2
PIT	--	--	--	--	--
STL	2	0	0	0	2
SJ	1	0	0	0	0
TB	7	1	2	3	2
TOR	7	1	7	8	4
VAN	1	0	0	0	0
WSH	8	2	2	4	20
TOTALS	149	20	77	97	162

Career

2006-07: Ranked fourth in scoring for the Penguins with 59 points (14g, 45a) in 81 games played...Ranked tied for sixth among NHL defensemen in scoring... Tallied 37 points over the final 44 games of the season...Second on the Penguins with 23:56 average ice time per game...Recorded a nine-game point streak from January 10th to February 1st collecting 12 points (2g, 10a) during that span...Registered multiple points in 18 games...Tied career high with three assists vs. Buffalo on March 13th...Posted his first career multi-goal game on October 12th vs. the New York Rangers...**2005-06:** Scored 38 points (6g, 32a) in 68 games with the Penguins...Ended the season with a five-game point streak (2g, 5a)...Called up from Wilkes-Barre/Scranton after scoring 14 points (5g, 9a) in the team's first nine games of the season...Re-joined Wilkes-Barre/Scranton for the playoffs and posted five points (1g, 4a) in 11 games...**2004-05:** Ranked fourth in

transactions

Drafted by Penguins in the first round (5th overall) in the 2002 Entry Draft.

assists and ranked 10th in scoring among AHL rookies ...Recorded 41 points (6g, 35a) and 101 penalty minutes in his first full pro season with Wilkes-Barre/Scranton...Tied for 16th among all AHL defensemen in scoring...First Wilkes-Barre/Scranton rookie to play in all 80 games since 1999-00...Led all team defensemen in scoring and assists and ranked seventh on the team in scoring...Led team in power-play points...Recorded nine points (2g, 7a) and 12 penalty minutes in 11 playoff games...Ranked second on the team in playoff scoring and was first in assists...**2003-04:** Led Boston University in scoring during junior season...Recorded 25 points (9g, 16a) and 56 penalty minutes in 38 games...Ranked second on the team in assists and tied for third in goals...Tied for first with four power-play goals...Recorded a hat-trick, Nov. 30 vs. Yale...Named honorable mention All-Hockey East...Made pro debut with Wilkes-Barre/Scranton (AHL) in AHL playoffs, after signing tryout contract...Ranked fourth among AHL defensemen in scoring during playoffs with ten points (1g, 9a) in 20 games...Ranked fifth among AHL rookies in playoff scoring and ranked second among rookies in assists...Ranked second among team defensemen in scoring ...**2002-03:** Completed sophomore season at Boston University by recording 13 points (3g, 10a) in 34 games...Ranked fifth on the team with 48 penalty minutes ...Appeared in 34 of 42 games...Named to Hockey East Honor Roll, after scoring goal and recording assist, January 30th vs. Merrimack...Recorded four multiple-point games during the season...Competed in 2002 World Junior Championship with Team USA...Recorded five points (1g, 4a) in seven games, helping Team USA to a fourth-place finish, its best showing since 2000...Led team with four assists...**2001-02:** Recorded 19 points (4g, 15a) and 44 penalty minutes in 31 games with Boston University Terriers during freshman year.

Career Statistics


YEAR	TEAM	LEAGUE	regular season													playoffs					
			GP	G	A	PTS	PIM	+/-	PP	SH	GW	S	GP	G	A	PTS	PIM				
2000-01	US National	USHL	60	9	31	40	86	--	--	--	--	--	--	--	--	--	--	--	--	--	
2001-02	Boston U.	HE	31	4	15	19	44	--	--	--	--	--	--	--	--	--	--	--	--	--	
	United States	WJC	7	1	2	3	20	--	--	--	--	--	--	--	--	--	--	--	--	--	
2002-03	Boston U.	HE	34	3	10	13	48	--	--	--	--	--	--	--	--	--	--	--	--	--	
	United States	WJC	7	1	4	5	14	--	--	--	--	--	--	--	--	--	--	--	--	--	
2003-04	Boston U.	HE	38	9	16	25	56	-5	--	--	--	--	--	--	--	--	--	--	--	--	
	Wilkes-Barre	AHL	--	--	--	--	--	--	--	--	--	--	--	--	20	1	9	10	6		
2004-05	Wilkes-Barre	AHL	80	6	35	41	101	-12	4	0	2	122	11	2	7	9	12				
2005-06	PITTSBURGH NHL	AHL	68	6	32	38	85	-7	2	0	1	113	--	--	--	--	--	--	--	--	
	Wilkes-Barre	AHL	9	5	9	14	6	7	3	0	3	22	11	1	4	5	8				
2006-07	PITTSBURGH NHL	AHL	81	14	45	59	77	9	9	0	2	129	5	1	1	2	6				
	PGH/NHL TOTALS		149	20	77	97	162	2	11	0	3	242	5	1	1	2	6				

personal

Nickname – Whit...Names Ray Bourque as hockey idol...Winning the Beanpot Tournament while at Boston University listed as most memorable hockey moment...Favorites include: Bahamas (vacation spot); steak (food); U2 (band); Catherine Zeta-Jones (actress) and Seinfeld (TV show)...Would have liked to meet former President John F. Kennedy...Lists baseball as favorite sport other than hockey.

tim brent

Pos: Center **Ht:** 6-0 **Wt:** 188 **Shoots:** Right
DOB: 3/10/84 **POB:** Cambridge, ON
Acquired: From Anaheim for Stephen Dixon on June 23, 2007.



Career


2006-07: Made his NHL debut with Anaheim...Had one goal in 15 games...Added six penalty minutes...Appeared in 48 games with the Portland Pirates (AHL)...Racked up 30 points (16+14)...Had 40 penalty minutes...**2005-06:** Racked up 24 points (15+9) in 37 games for the Portland Pirates...Added 32 penalty minutes...Appeared in 15 playoff games and had eight points (4+4) and 16 penalty minutes...**2004-05:** Appeared in his first season of professional hockey with Cincinnati (AHL), recording 18 points (5+13) points...Added 42 penalty minutes in 46 games...**2003-04:** Tallied 67 points (26+41) in 53 games for Toronto St. Michael's...Racked up 105 penalty minutes...Appeared in 18 playoff games and had 17 points (4+13)...Added 24 penalty minutes...Completed his OHL career with 220 points (78+142) points in 238 regular-season games...In 69 career OHL playoff games, averaged better than a point a game with 70 points (20+50)...Increased his point production in each of his OHL seasons...**2002-03:** Registered 66 points (24+42) in 60 games for Toronto St. Michael's...Added 74 penalty minutes...Produced 24 points (7+17) in 19 playoff games...Had 14 penalty minutes also...**2001-02:** Posted 59 points (19+40) in 61 games for Toronto St. Michael's...Totaled 52 penalty minutes...Had 19 points (7+12) in 14 playoff games...Added 20 penalty minutes...**2000-01:** In his first season with Toronto St. Michael's (OHL), notched 28 points (9+19) in 64 games...Had 31 penalty minutes...In 18 playoff games, had 10 points (2+8) and six penalty minutes.

Career Statistics

YEAR	TEAM	LEAGUE	regular season											playoffs				
			GP	G	A	PTS	PIM	+/-	PP	SH	GW	S	GP	G	A	PTS	PIM	
2000-01	St. Michael's	OHL	64	9	19	28	31	-1	3	0	--	--	18	2	8	10	6	
2000-01	Canada	U-18	4	2	3	5	0	--	--	--	--	--	--	--	--	--		
2001-02	St. Michael's	OHL	61	19	40	59	52	19	6	1	4	--	14	7	12	19	20	
2002-03	St. Michael's	OHL	60	24	42	66	74	16	7	3	3	--	19	7	17	24	14	
2003-04	St. Michael's	OHL	53	26	41	67	105	16	10	1	6	--	18	4	13	17	24	
	Canada	WJC	6	1	2	3	4	--	--	--	--	--	--	--	--	--	--	
2004-05	Cincinnati	AHL	46	5	13	18	42	7	0	0	2	60	12	0	1	1	6	
2005-06	Portland	AHL	37	15	9	24	32	0	2	0	3	88	15	4	4	8	16	
2006-07	Anaheim	NHL	15	1	0	1	6	-5	0	0	0	14	--	--	--	--	--	
	Portland	AHL	48	16	14	30	40	-1	8	1	2	96	--	--	--	--	--	
NHL TOTALS			15	1	0	1	6	-5	0	0	0	14	--	--	--	--	--	

ty conklin

Pos: Goaltender **Ht:** 6-0 **Wt:** 184 **Catches:** Left
DOB: 3/30/76 **POB:** Eagle River, AK
Acquired: Signed by Penguins as a free agent on July 19, 2007.




Career

2006-07: Posted a 2-3-2 record and a 3.30 record in 11 appearances with the Columbus Blue Jackets...Traded to Buffalo Sabres and posted a 1-2-0 record in five appearances...Made a career high 42 saves in a 5-3 victory over Florida to earn his first win in his first start with Buffalo...**2005-06:** Had a 8-5-1 record and a 2.80 GAA in 18 appearances with the Edmonton Oilers...**2004-05:** Played 11 games for Wolfsburg in Germany...Earned a 1.59 GAA in seven playoff games for Wolfsburg...Appeared in three games for Team USA at the 2005 World Championship and registered a 1-0-2 record with a 2.00 GAA...**2003-04:** Played in 38 games for the Edmonton Oilers and had a 17-14-4 record with a 2.42 GAA and a .912 SPCT...Appeared in five games for Team USA at the 2004 World Championship and registered a 4-0-1 record with a 2.14 GAA and one shutout...**2002-03:** Was 19-13-3 in 38 appearances for Hamilton of the AHL...Played 17 playoff games for Hamilton posting a 9-6 record with a 2.23 GAA helping lead the club to the AHL Calder Cup Finals...His .933 SPCT in the playoffs set a team record...**2001-02:** Appeared in four games for the Edmonton Oilers posting a 2-0-0 record with a 1.63 GAA and a .939 SPCT during his first professional season...**2000-01:** Led Hockey East with a 2.05 GAA while at New Hampshire...Named team captain, the first goaltender in 40 years to do so at the university...Named to the NCAA East First All-American Team...Hockey East First Team All-Star...Selected as co-recipient (Brian Gionta) of the Walter Brown Award as the top American-born college hockey player in New England...Finalist for the Hobey Baker Award...Established New Hampshire career records in wins (57), goals against average (2.17), save percentage (.915), and games played (93)...**1999-00:** Hockey East First Team All-Star and co-winner of Hockey East Player of the Year...NCAA East Second All-American Team...**1998-99:** Hockey East Second Team All-Star and Hockey East All-Rookie Team...Led the league with a 1.84 GAA...Member of New Hampshire club that advanced to the 1999 NCAA Frozen Four Championship Game.

Career Statistics

YEAR	TEAM	LEAGUE	regular season										playoffs				
			GP	W	L	T	MIN	GA	SO	GAA	GP	W-L	MIN	GA	SO	GAA	
1998-99	N. Hampshire	HE	22	18	3	1	1,338	41	0	1.84	--	--	--	--	--	--	
1999-00	N. Hampshire	HE	37	22	8	6	2,194	91	2	2.49	--	--	--	--	--		
2000-01	N. Hampshire	HE	34	17	12	5	2,048	70	5	2.05	--	--	--	--	--		
2001-02	Edmonton	NHL	4	2	0	0	147	4	0	1.63	--	--	--	--	--		
2001-02	Hamilton	AHL	37	13	12	8	2,043	89	1	2.61	7	4-2	416	18	0	2.60	
2002-03	Hamilton	AHL	38	19	13	3	2,140	91	4	2.55	17	9-6	1,024	38	1	2.23	
2003-04	Edmonton	NHL	38	17	14	4	2,085	84	1	2.42	--	--	--	--	--		
2003-04	United States	WC	5	4	0	1	280	10	1	2.14	--	--	--	--	--		
2004-05	Wolfsburg	Ger	11	--	--	--	623	31	0	2.99	7	--	--	11	2	1.59	
	United States	WC	3	1	0	2	180	6	0	2.00	--	--	--	--	--		
2005-06	Edmonton	NHL	18	8	5	1	922	43	1	2.80	1	0-1	5	1	0	10.00	
	Hamilton	AHL	3	1	2	0	152	8	0	3.17	--	--	--	--	--		
	Hartford	AHL	2	1	0	0	130	5	0	2.31	--	--	--	--	--		
2006-07	Buffalo	NHL	5	1	2	0	227	13	0	3.44	--	--	--	--	--		
	Columbus	NHL	11	2	3	2	491	27	0	3.30	--	--	--	--	--		
	Syracuse	AHL	19	3	12	3	1,085	60	0	3.32	--	--	--	--	--		
NHL TOTALS			76	30	27	4	3,874	171	2	2.65	1	0-1	5	1	0	10.71	

jonathan filewich



Pos: Right wing **Ht:** 6-2 **Wt:** 208 **Shoots:** Right
DOB: 10/2/84 **POB:** Kelowna, BC
Acquired: Selected by Penguins in third round (70th overall) of 2003 Entry Draft.

Career

2006-07: Racked up 56 points (30+26) in 80 games for Wilkes-Barre/Scranton...Had a five-game point streak (4+3) Nov. 17-26 and a four-game goal streak Nov. 22-26... Recorded two goals – both shorthanded – and added an assist December 23 vs. Norfolk. Was also plus-4. Is the first player in team history to record two shorthanded goals in a game...Named to the Canadian All-Star Team at the 2007 Rbk Hockey AHL All-Star Classic...Won the fastest skater competition at the 2007 CCM AHL All-Star Skills Competition on Jan. 28 with a time of 14.553 seconds...Recorded one assist at the Rbk Hockey AHL All-Star Game for Team Canada in Toronto on Jan. 29... Recorded a season-high three points (2+1) and was plus-3 March 25 @ Philadelphia...Recorded his 30th goal of the season and was even April 6 @ Norfolk...Tallied five points (3+2) in 10 playoff games...**2005-06:** Scoreless and even in his pro debut, Oct. 5 vs. Bridgeport...Recorded his first career goal - the game-winning goal - Oct. 8 vs. Hershey...Picked up his first assist and was plus-1 Nov. 5 vs. Philadelphia...Recorded two goals, including the game-winner in overtime, and was plus-1 Dec. 2 @ Norfolk...Had two assists and was plus-1 Dec. 23 vs. Philadelphia...Had two points (1+1) and was plus-1 Dec. 26 vs. Hershey...Netted one goal and was plus-1 Feb. 3 vs. Bridgeport. The goal came 17 seconds into the game, setting a new team record for fastest goal by a Penguin at the start of a game...Had two points (1+1) and was even Feb. 8 @ Philadelphia...Had two points (1+1) and was plus-1 Feb. 15 @ Albany...Netted the game-winning goal and was plus-1 March 11 @ Manchester...Netted his 20th goal of the season March 15 @ Binghamton...Had two points (1+1) and was even March 17 @ Philadelphia...Had a five-game point streak (4+2) snapped March 22 vs. Portland...**2004-05:** Ranked sixth in the Western Hockey League in scoring (80), ranked third in goals (42) and tied for second in power-play goals (19)...Led Lethbridge in goals and power-play goals...Ranked second on team in scoring and fourth in assists...**2003-04:** Finished second on Prince George (WHL) in scoring with 55 points and led team with 30 goals...**2002-03:** Tied for third on Prince George with 27 goals.

Career Statistics

YEAR	TEAM	LEAGUE	regular season											playoffs			
			GP	G	A	PTS	PIM	+/-	PP	SH	GW	S	GP	G	A	PTS	PIM
1999-00	Prince George	WHL	3	0	0	0	2	--	--	--	--	--	--	--	--	--	--
2000-01	Prince George	WHL	61	9	16	25	32	--	--	--	--	--	--	--	--	--	--
2001-02	Prince George	WHL	66	13	19	32	23	--	--	--	--	7	2	0	2	2	
2002-03	Prince George	WHL	51	27	27	54	45	--	--	--	--	5	1	1	2	2	
2003-04	Prince George	WHL	72	30	25	55	52	--	--	--	--	--	--	--	--	--	
2004-05	Lethbridge	WHL	68	42	38	80	26	--	--	--	--	5	1	1	2	2	
2005-06	Wilkes-Barre	AHL	73	22	14	36	40	7	6	0	4	15	11	6	4	10	6
2006-07	Wilkes-Barre	AHL	80	30	26	56	38	11	12	2	4	220	11	4	2	6	8

alex goligoski



Pos: Defense **Ht:** 5-11 **Wt:** 180 **Shoots:** Left
DOB: 7/30/85 **POB:** Grand Rapids, MI
Acquired: Selected by Penguins in second round (61st overall) of 2004 Entry Draft.

Career


2006-07: University of Minnesota alternate team captain...Named the WCHA Defensive Player of the Year, First Team AHCA All-American and First Team All-WCHA...Became the 36th player in Golden Gopher hockey history to be named a First Team All-American, following Ryan Potulny in 2005-06...Became the first Minnesota defenseman to earn first team honors since Keith Ballard in 2003-04...One of five players to appear in all 44 games...Ranked third on the team in scoring with 39 points (9+30), including 20 (4+16) in 28 WCHA games...Ranked first in the WCHA and second in the nation in defenseman scoring; and first in the WCHA and fifth in the nation in points per game among defensemen (0.89)...Had two career-long six-game point streaks – nine points (3+6) from Oct. 13-28 and (2+7) from Dec. 8 to Jan. 7...Did not go more than three games on the season without tallying a point...Had a team fourth-best nine multi-point games...Had a point in 26 of 44 games during the season...Team was 21-4-1 when he tallied a point...**2005-06:** All-WCHA Second Team...One of eight players to appear in all 41 games... Ranked third on the team in scoring with 39 points (11+28), including 24 points (7+17) in 28 WCHA games...Ranked third in the WCHA and fifth in the nation in defenseman scoring; and second in the WCHA and fourth in the nation in points per game among defensemen (0.95)...Awarded Third Team All-America honors by Inside College Hockey...Named honorable mention All-USCHO...**2004-05:** Played in 33 games, missing seven games with a shoulder injury and four games while playing for Team USA at the IIHF World Junior Championship...Named to the All-WCHA Rookie Team... Named the team's Frank Pond Rookie of the Year...Had totals of 20 points (5+15) to finish seventh on the team in scoring, second among freshmen and second among defensemen...Had 14 points (3+11) in 23 WCHA games...**High School:** Played his prep hockey at Grand Rapids High School...Head coach was Bruce LaRoque...Had 25 goals and 31 assists in 2003-04 to help lead GRHS to a runner-up finish in Section 7AA...Finished fourth in the state among defensemen in regular season scoring with 47 points (23+24) in 25 games...2004 Mr. Hockey finalist...Named AP all-state, St. Paul Pioneer Press all-state, 2004 Duluth News Tribune Player of the Year and All-Iron Range.

Career Statistics

YEAR	TEAM	LEAGUE	regular season											playoffs			
			GP	G	A	PTS	PIM	+/-	PP	SH	GW	S	GP	G	A	PTS	PIM
2003-04	Grand Rapids	USHS	26	25	31	56	16	--	--	--	--	--	--	--	--	--	--
2004-05	Minnesota	WCHA	32	5	15	20	44	--	3	0	0	--	--	--	--	--	
2005-06	Minnesota	WCHA	41	11	28	39	63	--	4	0	1	--	--	--	--	--	
2006-07	Minnesota	WCHA	44	9	30	39	51	--	5	0	3	--	--	--	--	--	

connor james

Pos: Left wing **Ht:** 5-10 **Wt:** 180 **Shoots:** Right
DOB: 4/25/82 **POB:** Calgary, AB
Acquired: Signed by Penguins as a free agent on Aug. 9, 2006



Career

2006-07: Tallied 32 points (12+20) in 70 games with Wilkes-Barre/Scranton... Scored the game-winning goal and was plus-2 March 21 vs. Philadelphia. The goal came 15 seconds into the contest, the fastest goal from the start of a game in team history... Recorded two goals in a team record 13 seconds and was even April 1 @ Hershey... **2005-06:** Made his NHL debut as he appeared in two games with the Los Angeles Kings... The right winger played in 77 games with the Manchester Monarchs of the AHL and recorded 42 points (17+25)... **2004-05:** Scored two goals and added an assist in 14 games with Manchester... Tallied 21 goals and 25 points in 51 games for Bakersfield (ECHL)... **2003-04:** Concluded his collegiate career at the University of Denver by helping the Pioneers win an NCAA Division I national championship... Posted 38 points (13+25) in 40 games for Denver... Captured the Dr. Ken Bredesen Award as Denver's Top Sportsman... Broke his right fibula in the last game of the regular season against Colorado College, but returned to the Pioneer lineup five weeks later at the Frozen Four and tallied the game-winning assist on Gabe Gauthier's goal in the 1-0 NCAA championship victory over Maine... Finished his career tied for 18th on Denver's career scoring list with 150 points on 57 goals and 93 assists in 160 games... Named the 2003-04 WCHA Student-Athlete of the Year... **2002-03:** Finished second on the team with 20 goals and 23 assists for 43 points... Became the 84th student-athlete in Pioneer history to reach 100 career points (Feb. 7 at Minnesota-Duluth) and his 112 career points are 57th all-time at Denver... **2001-02:** Played in all 41 games and was second on the team with 42 points on 16 goals and 26 assists... Earned a spot on the All-WCHA third team... **2000-01:** Capped an outstanding freshman campaign in strong fashion... After posting just two goals and four assists in the first half of the season, he closed the second half of the regular season scoring six goals and 14 helpers to finish with eight goals and 18 assists in 36 games.

Career Statistics

YEAR	TEAM	LEAGUE	regular season											playoffs				
			GP	G	A	PTS	PIM	+/-	PP	SH	GW	S	GP	G	A	PTS	PIM	
2000-01	Denver	WCHA	38	8	19	27	14	--	--	--	--	--	--	--	--	--	--	
2001-02	Denver	WCHA	41	16	26	42	18	--	--	--	--	--	--	--	--	--		
2002-03	Denver	WCHA	41	20	23	43	12	--	--	--	--	--	--	--	--	--		
2004-05	Bakersfield	ECHL	51	21	25	46	34	--	--	--	--	5	3	1	4	0		
	Manchester	AHL	14	2	1	3	10	--	--	--	--	3	0	0	0	0		
2005-06	Los Angeles	NHL	2	0	0	0	0	-1	0	0	0	1	--	--	--	--		
	Manchester	AHL	77	17	25	42	43	--	--	--	--	7	0	0	0	2		
2006-07	Wilkes-Barre	AHL	70	12	20	32	29	0	2	1	4	127	11	4	4	8		
NHL TOTALS			2	0	0	0	0	-1	0	0	0	1	--	--	--	--		

tyler kennedy

Pos: Center **Ht:** 5-11 **Wt:** 183 **Shoots:** Right
DOB: 7/15/86 **POB:** Sault Ste. Marie, ON
Acquired: Selected by Penguins in fourth round (99th overall) of 2004 Entry Draft.



Career


2006-07: Finished with 37 points (12+35) in 40 games for Wilkes-Barre/Scranton in his first professional season... Picked up his first pro point, an assist, and was even October 7 vs. Hershey... Recorded his first pro goal and was plus-1 October 13 @ Syracuse... Did not dress due to injury November 12-17... Scoreless and even December 8 @ Hamilton. Had his seven-game scoring streak (2+6) and five-game assist streak (5 assists) snapped... Tied the Penguins team record with five points (2+3) and was plus-3 Jan. 6 vs. Hershey... Named the CCM Vector/AHL Player of the Week on Jan. 7... Returned to the lineup after missing 12 games to record two assists on Feb. 21 @ Hershey... Missed half the season with injuries... **2005-06:** Kennedy, 19, led the Sault Ste. Marie Greyhounds (OHL) in scoring, recording 70 points (22+48) in 64 games... He led the Greyhounds in assists and ranked second on the team in goals... **2004-05:** Tied for 6th on team in playoff scoring with four points (1+3) in four playoff games... Ranked 2nd on team in scoring... Ranked 3rd in assists, 4th in goals and tied for 3rd in power-play goals (5)... Recorded four points (1+3), Oct. 24 vs. Saginaw... **2003-04:** Ranked 4th on Sault Ste. Marie in goals (16), assists (26) and points (42)... **2002-03:** Recorded 15 points (5+10) in 61 games... Named Greyhounds Rookie of the Year.

Career Statistics

YEAR	TEAM	LEAGUE	regular season											playoffs				
			GP	G	A	PTS	PIM	+/-	PP	SH	GW	S	GP	G	A	PTS	PIM	
2002-03	S. Ste. Marie	OHL	61	5	10	15	33	--	--	--	--	--	4	0	0	0	0	
2003-04	S. Ste. Marie	OHL	63	16	26	42	28	--	--	--	--	--	--	--	--	--		
2004-05	S. Ste. Marie	OHL	61	21	36	57	37	--	--	--	--	4	1	3	4	4		
2005-06	S. Ste. Marie	OHL	64	22	48	70	60	--	--	--	--	4	1	2	3	2		
2006-07	Wilkes-Barre	AHL	40	12	25	37	20	15	5	0	0	116	--	--	--	--		

ryan lannon

Pos: Defense **Ht:** 6-1 **Wt:** 198 **Shoots:** Left
DOB: 12/14/82 **POB:** Worcester, MA
Acquired: Selected by Penguins in eighth round (239th overall) of 2002 Entry Draft.



Career


2006-07: Finished season with 19 points (0+19) in 68 games for Wilkes-Barre/Scranton...Added 71 PIMs and was a plus-1...Had a three-game point streak from Nov. 22-25 (0+3), the longest of his career...Had two assists and was plus-3 December 1 vs. Hershey. It was his second career multi-point game (Dec. 10, 2005 vs. Manitoba, 2 assists)...Missed five games (April 4-11) due to injury...Added two assistes in 10 playoff games...Had 12 PIMs and was a plus-1 in the postseason....**2005-06:** Had one assist and was plus-2 in his pro debut Oct. 5 vs. Bridgeport...Recorded his first career goal, a shorthanded tally, and was plus-1 Oct. 28 vs. Hershey...Finished with 10 points (2+8) for Wilkes-Barre/Scranton...**2004-05:** Tied for Harvard team lead with a plus-25 rating...Recorded 13 points (1+12) in 33 games...Named the US College Hockey Online "unsung hero"...Named second team All-Ivy League...Finished in the top three on the team in plus/minus for the fourth consecutive season (+66 in four years)...**2003-04:** Led all team defensemen with a plus-11 rating...**2002-03:** Recorded 14 points (3+11) and 39 penalty minutes...**2001-02:** Led the team with a plus-16 rating during freshman season...Recorded two assists in 33 games.

Career Statistics

YEAR	TEAM	LEAGUE	regular season											playoffs				
			GP	G	A	PTS	PIM	+/-	PP	SH	GW	S	GP	G	A	PTS	PIM	
2001-02	Harvard	ECAC	33	0	2	2	38	16	0	0	0	--	--	--	--	--	--	
2002-03	Harvard	ECAC	34	3	11	14	39	14	0	1	0	--	--	--	--	--		
2003-04	Harvard	ECAC	35	0	9	9	36	11	0	0	0	--	--	--	--	--		
2004-05	Harvard	ECAC	33	1	12	13	34	25	--	--	--	--	--	--	--	--		
2005-06	Wilkes-Barre	AHL	74	2	8	10	65	17	0	1	0	33	11	0	0	8		
2006-07	Wilkes-Barre	AHL	68	0	19	19	71	1	0	0	0	57	11	0	2	14		

chris minard

Pos: Left wing **Ht:** 6-1 **Wt:** 190 **Shoots:** Left
DOB: 11/18/81 **POB:** Owen Sound, ON
Acquired: Signed by Penguins as a free agent on July 12, 2007.



Career


2006-07: Led Lowell of the AHL with 49 points (32g, 17a) in 65 games played...His 32 goals led his club and ranked 12th overall in the AHL...Ranked first on his team with 12 power play goals...Ranked third in the league with eight game-winning goals...**2005-06:** Scored 19 points (7g, 12a) in 37 games with Albany of the AHL...Played 33 games with Alaska of the ECHL before call-up to the AHL and scored 42 points (26g, 16a) and registered a plus-21 rating...Ranked tied for second on Alaska with 26 goals and tied for first with five game-winning goals...Registered a hat trick, including the game-winner, on May 25th in Game 2 of ECHL Finals...Led the ECHL with 14 playoff goals and nine power play goals as Alaska captured the ECHL Kelly Cup Championship...Ranked third in playoff points with 19 and tied for the league lead with three game-winning goals...**2004-05:** Ranked second on Alaska and fourth in the ECHL with 78 points (49g, 29a) in 69 games played...Led the league in goals scored (49)...Tied for the league lead with 15 power play goals...Posted a plus-17 rating and tied for the team lead with six game-winning goals...Scored five goals in a 8-2 victory vs. Victoria on January 8th setting a club record...Scored eight points (4g, 4a) in 15 playoff games...**2003-04:** Played all 64 regular season games for San Angelo of the Central Hockey League (CHL) and led the team in goals (39) and points (75)...Registered a plus-14 rating and six game-winning goals...His point total ranked tied for 12th in the league and his goal total ranked tied for third in the CHL...Named to the 2004 CHL All-Star Game and scored two goals in the contest...**2002-03:** Scored 32 points (15g, 17a) playing in all 72 games for Pensacola of the ECHL during his first professional season.

Career Statistics

YEAR	TEAM	LEAGUE	regular season											playoffs				
			GP	G	A	PTS	PIM	+/-	PP	SH	GW	S	GP	G	A	PTS	PIM	
1997-98	Owen Sound	OHL	9	0	1	1	0	--	--	--	--	--	1	0	0	0	2	
1998-99	Owen Sound	OHL	43	6	9	15	18	--	--	--	--	--	--	--	--	--		
1999-00	Owen Sound	OHL	38	12	14	26	39	--	--	--	--	--	--	--	--			
1999-00	St. Michael's	OHL	28	5	14	19	6	--	--	--	--	--	--	--	--			
2000-01	St. Michael's	OHL	40	11	8	19	28	--	--	--	--	--	--	--	--			
2000-01	Oshawa	OHL	28	12	12	24	18	--	--	--	--	--	--	--	--			
2001-02	Oshawa	OHL	67	36	35	71	20	--	--	--	--	5	2	3	5	6		
2002-03	Pensacola	ECHL	72	15	17	32	71	--	--	--	--	4	0	0	0	6		
2003-04	San Angelo	CHL	64	39	36	75	51	--	--	--	--	5	1	1	2	2		
2004-05	Milwaukee	AHL	1	0	0	0	0	--	--	--	--	--	--	--	--	--		
	Alaska	ECHL	69	49	29	78	54	--	--	--	--	15	4	4	8	12		
2005-06	Albany	AHL	37	7	12	19	26	--	--	--	--	--	--	--	--	--		
	Alaska	ECHL	33	26	16	42	38	--	--	--	--	22	14	5	19	54		
2006-07	Lowell	AHL	65	32	17	49	30	--	--	--	--	--	--	--	--	--		

nathan smith

Pos: Center **Ht:** 6-2 **Wt:** 206 **Shoots:** Left
DOB: 2/9/82 **POB:** Edmonton, AB
Acquired: Signed by Penguins as a free agent on July 12, 2007.



Career


2006-07: Collected career highs in goals (19), assists (21), points (40), and penalty minutes (76) in 72 games with Manitoba of the AHL...Ranked fourth on the club in goals and fifth in points...Tied for fourth in the AHL with seven game-winning goals...Scored four game-winning goals in a span of six games...Appeared in one regular season game and four Stanley Cup playoff games with the Vancouver Canucks...**2005-06:** Played just 20 games due to injury and recorded nine points (5g, 4a) with 37 penalty minutes for Manitoba...**2004-05:** Registered 16 points (7g, 9a) in 72 games for Manitoba...Played 14 playoff games scoring six points (2g, 4a) and collecting 20 penalty minutes...**2003-04:** Made NHL debut playing two games with Vancouver...Scored 20 points (4g, 16a) in 76 games with Manitoba...**2002-03:** Made professional debut scoring 17 points (9g, 8) in 53 games with Manitoba...Scored his first pro goal in his first pro game, Manitoba's opening goal of the season...Recorded four points (1g, 3a) in 14 playoff games...His one playoff goal was a double-overtime game-winner...**2001-02:** Scored 60 points (22g, 37a) in 47 games for Swift Current of the WHL...Tied for second on the club with five game-winning goals...Registered nine points (3g, 6a) in 12 playoff games...**2000-01:** Tied for third on Swift Current in points (90), ranked fourth in goals (28), and ranked sixth in the WHL in assists (62)...**1999-00:** Scored 49 points (21g, 28a) in 70 games for Swift Current...Ranked fifth on the club in goals...Had seven points (1g, 6a) in 12 playoff games...**1998-99:** Tallied 13 points (5g, 8a) in 47 games during his rookie season with Swift Current.

Career Statistics

YEAR	TEAM	LEAGUE	regular season											playoffs						
			GP	G	A	PTS	PIM	+/-	PP	SH	GW	S	GP	G	A	PTS	PIM			
1998-99	Swift Current	WHL	47	5	8	13	26	--	--	--	--	--	--	--	--	--	--	--	--	--
1999-00	Swift Current	WHL	70	21	28	49	72	--	--	--	--	--	12	1	6	7	4			
2000-01	Swift Current	WHL	67	28	62	90	78	18	10	1	2	--	19	4	3	7	20			
2001-02	Swift Current	WHL	47	22	38	60	52	0	11	1	5	--	12	3	6	9	18			
2002-03	Manitoba	AHL	53	9	8	17	30	6	3	0	1	47	14	1	3	4	25			
2003-04	Vancouver	NHL	2	0	0	0	0	-1	0	0	0	1	--	--	--	--	--			
	Manitoba	AHL	76	4	16	20	71	-13	1	1	0	--	--	--	--	--	--			
2004-05	Manitoba	AHL	72	7	9	16	67	-11	0	0	1	--	14	2	4	6	20			
2005-06	Vancouver	NHL	1	0	0	0	0	0	0	0	0	2	--	--	--	--	--			
	Manitoba	AHL	20	5	4	9	57	-4	3	1	0	--	--	--	--	--	--			
2006-07	Vancouver	NHL	1	0	0	0	0	0	0	0	0	0	4	0	0	0	0			
	Manitoba	AHL	72	19	21	40	76	--	--	--	--	--	6	0	1	1	12			
NHL TOTALS			4	0	0	0	0	-1	0	0	0	3	4	0	0	0	0			

ryan stone

Pos: Center **Ht:** 6-2 **Wt:** 207 **Shoots:** Left
DOB: 3/20/85 **POB:** Calgary, AB
Acquired: Drafted by Penguins in second round (32nd overall) of 2003 Entry Draft.



Career


2006-07: Finished with 33 points (7+26) in 41 games... Recorded his first goal of the season and was even October 13 @ Syracuse...Scoreless and even October 26 @ Manitoba. Scored the deciding goal in the shootout...Missed 32 games (Nov. 25-Feb. 10) due to injury...Returned to the lineup on Feb. 16 and recorded two assists and was plus-1 against Binghamton...Tallied five points (2+3) in 10 playoff games...**2005-06:** Scoreless and minus-1 in his pro debut Oct. 5 vs. Bridgeport...Recorded his first career goal, a short-handed tally, and was plus-2 Oct. 8 vs. Hershey...Had two assists and was plus-2 Oct. 2 @ Bridgeport...Had two assists and was even Nov. 5 vs. Philadelphia...Set a new career high for points and assists in a game with three and was even Nov. 20 @ Bridgeport...Netted the game-winning goal and was even Nov. 25 @ Rochester...Had two points (1+1) and was plus-1 Dec. 10 vs. Manitoba...Had two assists and was minus-1 Jan. 20 @ Binghamton...Netted a power play goal to force overtime March 22 vs. Portland. It was his first tally since February 3 against the Bridgeport Sound Tigers...Had one goal and was plus-1 April 7 vs. Norfolk...Had two points (1+1) and was plus-2 April 14 vs. Bridgeport...**2004-05:** Ranked second in the Western Hockey League in scoring, recording 99 points (33+66) and 127 penalty minutes in 70 games with Brandon (WHL)...Led the WHL in assists, tied for ninth in goals, tied for fourth in short-handed goals (4) and tied for sixth in game-winning goals (8)...Named First Team All-WHL East Division...Named CHL Player of the Week two times, weeks ending 2/20 and 10/3...Selected to participate for Team WHL in the CHL Canada-Russia Challenge Series, recording three points in two games...Ranked second on Brandon in goals and points...Led the team in assists and ranked fourth in power-play goals (12)...Led the team in short-handed goals and ranked third in penalty minutes...Ranked second in scoring during the WHL playoffs and led the league in assists, recording 27 points (4+23) in 24 playoff games...**2003-04:** Finished third on Brandon in scoring, recording 58 points (20+38) while appearing in only 50 games...**2002-03:** Recorded 45 points (14+31) in 54 games to tie for sixth on Brandon in scoring...**2001-02:** Named Brandon's top rookie.

Career Statistics

YEAR	TEAM	LEAGUE	regular season											playoffs						
			GP	G	A	PTS	PIM	+/-	PP	SH	GW	S	GP	G	A	PTS	PIM			
2001-02	Brandon	WHL	65	11	27	38	128	--	--	--	--	--	19	0	3	3	39			
2002-03	Brandon	WHL	54	14	31	45	158	--	--	--	--	--	12	4	2	6	20			
2003-04	Brandon	WHL	50	20	38	58	125	--	--	--	--	--	11	1	3	4	24			
2004-05	Brandon	WHL	70	33	66	99	127	--	--	--	--	--	24	4	23	27	48			
2005-06	Wilkes-Barre	AHL	75	14	22	36	109	12	3	1	3	123	11	4	7	11	12			
2006-07	Wilkes-Barre	AHL	41	7	26	33	85	5	5	0	0	64	10	2	3	5	21			

jeff taffe

Pos: Left wing **Ht:** 6-3 **Wt:** 207 **Shoots:** Left
DOB: 2/19/81 **POB:** Hastings, MN
Acquired: Signed by Penguins as a free agent on July 13, 2007.



Career

2006-07: Played in 17 games with Phoenix and had six points (4+2) for the Coyotes...Racked up 40 points (20+20) and 22 penalty minutes in 59 games with San Antonio (AHL)...**2005-06:** Appeared in two games with the Rangers and Coyotes and went scoreless...Had 22 points (6+16) and 34 penalty minutes in 36 games with Hartford (AHL)...Added 11 points (5+6) and 29 penalty minutes in 33 games with San Antonio...**2004-05:** Played in 27 games with Utah (AHL), collecting 19 points (9+10) and 35 penalty minutes...Suffered a fractured orbital bone on Dec. 28 and missed the remainder of the season...**2003-04:** Began season in Springfield (AHL) but was recalled on Nov. 17 and remained with Phoenix for the rest of the season...Finished tied for sixth in the NHL in rookie power-play goals (5)...Led all Phoenix rookies in scoring with 18 points (8+10) in 59 games...**2002-03:** With Phoenix, recorded four points (3+1) and four penalty minutes in his first 20 NHL games...Made his NHL debut at CBJ, Oct. 14...Recorded his first NHL point (assist) at NSH, Jan. 11...Scored his first NHL goal vs. STL, Jan. 14...**2001-02:** Helped lead Minnesota to the 2002 NCAA Championship...Scored the game-winning goal in the NCAA semifinal win against Michigan and the game-winning goal in the West Regional quarterfinal against Colorado College...Finished the season ranked second in the NCAA in goals (34) and fifth overall in points (58)...Ranked third in the WCHA in points...**2000-01:** Represented Team USA at the 2001 World Junior Championship, scoring six goals...Finished fourth on Golden Gophers in scoring with 35 points.

Career Statistics

YEAR	TEAM	LEAGUE	regular season											playoffs					
			GP	G	A	PTS	PIM	+/-	PP	SH	GW	S	GP	G	A	PTS	PIM		
1999-00	Minnesota	WCHA	39	10	10	20	22	--	--	--	--	--	--	--	--	--	--	--	--
1999-00	United States	WJC	7	1	4	5	2	--	--	--	--	--	--	--	--	--	--	--	--
2000-01	Minnesota	WCHA	38	12	23	35	56	--	--	--	--	--	--	--	--	--	--	--	--
	United States	WJC	7	6	2	8	6	--	--	--	--	--	--	--	--	--	--	--	--
2001-02	Minnesota	WCHA	43	34	24	58	86	--	--	--	--	--	--	--	--	--	--	--	--
2002-03	Phoenix	NHL	20	3	1	4	4	-4	1	0	1	18	--	--	--	--	--	--	--
	Springfield	AHL	57	23	26	49	44	-13	11	0	6	134	5	0	3	3	8	--	--
2003-04	Phoenix	NHL	59	8	10	18	20	-8	5	0	0	67	--	--	--	--	--	--	--
	Springfield	AHL	15	10	6	16	19	-3	3	0	4	--	--	--	--	--	--	--	--
2004-05	Utah	AHL	27	9	10	19	35	-19	4	0	1	--	--	--	--	--	--	--	--
2005-06	Phoenix	NHL	2	0	0	0	0	0	0	0	0	2	--	--	--	--	--	--	--
	NY Rangers	NHL	2	0	0	0	0	0	0	0	0	1	--	--	--	--	--	--	--
	Hartford	AHL	36	6	16	22	34	-6	3	0	0	--	--	--	--	--	--	--	--
	San Antonio	AHL	33	5	6	11	29	-13	3	0	0	--	--	--	--	--	--	--	--
2006-07	Phoenix	NHL	17	4	2	6	2	-7	1	0	0	34	--	--	--	--	--	--	--
	San Antonio	AHL	59	20	20	40	22	-12	9	1	6	149	--	--	--	--	--	--	--

mark ardelan

Pos: Defense **Ht:** 5-11 **Wt:** 202 **Shoots:** Left
DOB: 3/16/83 **POB:** Avonlea, SK
Acquired: Signed by Penguins as a free agent on July 16, 2007.



Career


2006-07: Ranked 14th among all AHL defensemen and led all Iowa Stars defensemen in points with 38 (8+30) and ranked fourth overall on the team...Paced Iowa in assists with 30...**2005-06:** Tallied 30 points (9+21) in 62 games with Manchester (AHL)...**2004-05:** With South Carolina (ECHL), finished tied in points (47) among all league defensemen...Was first in points among rookie defensemen...Had 15 goals and 32 assists.

Career Statistics

YEAR	TEAM	LEAGUE	regular season											playoffs				
			GP	G	A	PTS	PIM	+/-	PP	SH	GW	S	GP	G	A	PTS	PIM	
2001-02	North Bay	OHL	57	3	3	6	21	--	--	--	--	--	5	0	0	0	2	
1999-00	Brandon	WHL	63	4	16	20	60	--	--	--	--	--	--	--	--	--	--	
2000-01	Brandon	WHL	66	2	14	16	65	--	--	--	--	--	6	0	1	1	9	
2001-02	Vancouver	WHL	66	8	29	37	50	--	--	--	--	--	--	--	--	--	--	
2002-03	Vancouver	WHL	71	13	35	48	64	--	--	--	--	--	4	0	1	1	0	
2003-04	Prince Albert	WHL	72	19	54	73	29	--	--	--	--	--	6	1	--	5	0	
2004-05	Portland	AHL	1	0	1	1	2	--	--	--	--	--	--	--	--	--	--	
	South Carolina	ECHL	72	15	32	47	24	--	--	--	--	--	4	0	0	0	2	
2005-06	Manchester	AHL	62	9	21	30	36	--	--	--	--	--	7	2	0	2	0	
2006-07	Iowa	AHL	79	8	30	38	32	--	--	--	--	--	11	0	5	5	4	

paul bissonnette

Pos: Defense **Ht:** 6-2 **Wt:** 211 **Shoots:** Left
DOB: 3/11/85 **POB:** Welland, ON
Acquired: Selected by Penguins in fourth round (121st overall) of 2003 Entry Draft.



Career


2006-07: Played in 65 games for Wheeling...Had 42 points (10+32)...Added 115 PIMs...Appeared in three games with Wilkes-Barre/Scranton and tallied six PIMs...**2005-06:** Netted his first AHL goal and was even Feb. 25 @ Manitoba...Recorded his first multi-point game in the AHL with two assists March 24 vs. Hershey...**2004-05:** Began the season in Saginaw (OHL), recording seven points (1+6) and 56 penalty minutes.

Career Statistics

YEAR	TEAM	LEAGUE	regular season											playoffs				
			GP	G	A	PTS	PIM	+/-	PP	SH	GW	S	GP	G	A	PTS	PIM	
2001-02	North Bay	OHL	57	3	3	6	21	--	--	--	--	--	5	0	0	0	2	
2002-03	Saginaw	OHL	67	7	16	23	57	--	--	--	--	--	--	--	--	--	--	
2003-04	Saginaw	OHL	67	5	14	19	96	--	--	--	--	--	--	--	--	--	--	
2004-05	Saginaw	OHL	28	1	6	7	46	--	--	--	--	--	--	--	--	--	--	
	Owen Sound	OHL	35	2	11	13	46	--	--	--	--	--	8	1	3	4	2	
2005-06	Wheeling	ECHL	14	3	7	10	4	4	1	0	2	65	--	--	--	--	--	
	Wilkes-Barre	AHL	55	1	5	6	60	2	0	0	0	50	11	0	1	1	4	
2006-07	Wheeling	ECHL	65	10	32	42	115	12	1	2	0	184	--	--	--	--	--	
	Wilkes-Barre	AHL	3	0	0	0	6	-1	0	0	0	1	--	--	--	--	--	

aaron boogaard

Pos: Right wing **Ht:** 6-3 **Wt:** 220 **Shoots:** Right
DOB: 8/11/86 **POB:** New Market, ON
Acquired: Signed by Penguins as a free agent on April 23, 2007.



Career


2006-07: Skated in 69 games with Tri-City and had 21 points (10+11) and 173 penalty minutes...Tallied his first-career hat-trick...Appeared in five playoff games and scored a goal and added 14 penalty minutes...**2005-06:** Appeared in 65 games for Tri-City and racked up 10 points (6+4) and 211 penalty minutes...Played in five playoff games and had two assists and four penalty minutes...**2004-05:** Played in 65 games for Tri-City and tallied 15 points (4+11) and 96 penalty minutes...Appeared in five playoff games and had four penalty minutes...**2003-04:** Collected five points (3+2) and 57 penalty minutes in 35 contests with the Calgary Hitmen and Tri-City Americans (WHL)...Played in six playoff games and had eight penalty minutes.

Career Statistics

YEAR	TEAM	LEAGUE	regular season													playoffs			
			GP	G	A	PTS	PIM	+/-	PP	SH	GW	S	GP	G	A	PTS	PIM		
2002-03	Calgary	WHL	39	3	0	3	52	-7	0	0	0	--	--	--	--	--	--	--	--
2003-04	Calgary	WHL	12	0	1	1	24	3	0	0	0	--	--	--	--	--	--	--	--
2003-04	Tri-City	WHL	23	3	1	4	33	-2	0	0	1	--	6	0	0	0	8		
2004-05	Tri-City	WHL	65	4	11	15	96	-5	1	0	0	--	5	0	0	0	4		
2005-06	Tri-City	WHL	65	6	4	10	211	-8	1	0	0	--	5	0	2	2	4		
2006-07	Tri-City	WHL	69	10	11	21	173	0	2	0	2	--	5	1	0	1	14		

david brown

Pos: Goaltender **Ht:** 6-0 **Wt:** 185 **Catches:** Left
DOB: 2/1/85 **POB:** Stoney Creek, ON
Acquired: Selected by Penguins in eighth round (228th overall) of 2004 Entry Draft.



Career

2006-07: Winner of Lowe's Senior CLASS Award that honors four-year players for character, community, classroom as well as on the hockey rink...Finalist for 2007 Hobey Baker Award...Selected first team RBK Hockey All-American West team...Named Notre Dame Monogram Club's team most valuable player...Selected first team all-CCHA and CCHA Player of the Year...Guided Notre Dame to its first-ever NCAA tournament win, a 3-2, double-overtime win against Alabama-Huntsville on March 23...Guided Irish to first-ever CCHA tournament championship with 3-0 win over Lake Superior and 2-1 win against Michigan...Finished the year with 30 wins (30-6-3) and the nation's winningest goaltender...Ranks first in the CCHA and the nation with a 1.58 goals-against average...Tied for first in the CCHA and second nationally with his .931 save percentage.

Career Statistics

YEAR	TEAM	LEAGUE	regular season													playoffs			
			GP	W	L	T	MIN	GA	SO	GAA	GP	W-L	MIN	GA	SO	GAA			
2003-04	Notre Dame	CCHA	26	14	7	3	1445	56	4	2.32	--	--	--	--	--	--	--	--	--
2004-05	Notre Dame	CCHA	15	2	10	1	767	55	0	4.30	--	--	--	--	--	--	--	--	--
2005-06	Notre Dame	CCHA	31	9	15	4	1724	71	2	2.47	--	--	--	--	--	--	--	--	--
2006-07	Notre Dame	CCHA	39	30*	6	3	907	63	6	1.58*	--	--	--	--	--	--	--	--	--

*NCAA leader

john curry

Pos: Goaltender **Ht:** 5-11 **Wt:** 185 **Catches:** Left
DOB: 2/27/84 **POB:** Sherwood, MN
Acquired: Signed by Penguins as a free agent on July 13, 2007.



Career

2006-07: Posted a 17-10-8 record at Boston University...Ranked fourth in the NCAA with a 2.01 GAA and sixth with a .928 SPCT...Led the nation with seven shutouts...Named RBK All-America First Team...Selected as Hockey East Player of the Year and Hockey East First Team All-Star...Recipient of the Walter Brown Award as the best American-born Division I college hockey player in New England...Named a finalist for the Hobey Baker Award...Named team MVP for third consecutive season...During conference play, he led Hockey East goaltenders with a 1.85 GAA and a .934 SPCT...Leaves Boston University as all-time career leader in GAA (2.07) and SPCT (.923)...**2005-06:** Registered a 24-8-4 record, a 2.24 GAA, a .918 SPCT, and three shutouts...Named RBK All-America Second Team...Selected as Hockey East First Team All-Star...Runner-up for Hockey East Player of the Year...**2004-05:** Posted a 18-11-3 record...Ranked ninth nationally in GAA (1.97) and tied for 10th in SPCT (.923).

Career Statistics

YEAR	TEAM	LEAGUE	regular season													playoffs			
			GP	W	L	T	MIN	GA	SO	GAA	GP	W-L	MIN	GA	SO	GAA			
2003-04	Boston University	HE	1	0	0	0	5	0	0	0.00	--	--	--	--	--	--	--	--	
2004-05	Boston University	HE	33	18	11	3	1,949	64	3	1.97	--	--	--	--	--	--	--	--	
2005-06	Boston University	HE	37	24	8	4	2,166	81	3	2.24	--	--	--	--	--	--	--	--	
2006-07	Boston University	HE	36	17	10	8	2,154	72	7	2.01	--	--	--	--	--	--	--	--	

jonathan d'aversa

Pos: Defense **Ht:** 6-2 **Wt:** 200 **Shoots:** Right
DOB: 3/2/86 **POB:** Toronto, ON
Acquired: Signed by Penguins as a free agent on May 25, 2007.



Career

2006-07: Ranked third on Sudbury (OHL) in scoring and third among all OHL defensemen with career highs in goals (13), assists (47), and points (60)...Led Sudbury with a plus-14 rating...Served as alternate captain for Wolves...Selected to play for Eastern Conference at OHL All-Star Classic...Ranked second among OHL defensemen during the playoffs with 18 points (3+15) in 21 games...Defense partner was Marc Staal, brother of Penguins forward Jordan Staal...In four seasons with Sudbury, D'Aversa racked up 150 points (26+124) in 259 games played...He totaled 31 points (9+22) in 50 career OHL playoff games...**2005-06:** Tallied 46 points (7+39) in 62 games with Sudbury...Ranked second on team in assists...Added 83 PIMs and five power-play goals...Had two goals and 17 PIMs in 10 playoff games...**2004-05:** Had 29 points (5+24) in 67 games for Sudbury.

Career Statistics

YEAR	TEAM	LEAGUE	regular season													playoffs			
			GP	G	A	PTS	PIM	+/-	PP	SH	GW	S	GP	G	A	PTS	PIM		
2003-04	Sudbury	OHL	63	1	14	15	22	10	1	0	0	--	7	0	1	1	2		
2004-05	Sudbury	OHL	67	5	24	29	42	-12	5	0	0	--	12	4	6	10	8		
2005-06	Sudbury	OHL	62	7	39	46	83	13	5	0	0	--	10	2	0	2	17		
2006-07	Sudbury	OHL	67	13	47	60	53	14	9	0	0	--	21	3	15	18	16		

deryk engelland

Pos: Defense **Ht:** 6-2 **Wt:** 202 **Shoots:** Right
DOB: 4/3/82 **POB:** Edmonton, AB
Acquired: Signed by Penguins as a free agent on July 16, 2007.



Career


2006-07: Appeared in 44 games with Hershey (AHL) and tallied 10 points (4+6)...Added 95 penalty minutes...Had three assists and eight penalty minutes in six games with Reading (ECHL)...**2005-06:** Made Hershey debut Dec. 30 at Norfolk...Accumulated 77 penalty minutes...Member of 2006 Calder Cup champions...Appeared in 35 games with South Carolina (ECHL)...Had 16 points (3+13) and 20 penalty minutes.

Career Statistics

YEAR	TEAM	LEAGUE	regular season											playoffs						
			GP	G	A	PTS	PIM	+/-	PP	SH	GW	S	GP	G	A	PTS	PIM			
1998-99	Moose Jaw	WHL	2	0	0	0	0	--	--	--	--	--	--	--	--	--	--	--	--	--
1999-00	Moose Jaw	WHL	55	0	5	5	62	--	--	--	--	--	4	0	0	0	0	0	0	0
2000-01	Moose Jaw	WHL	65	4	11	15	157	--	--	--	--	--	4	0	0	0	0	10	0	0
2001-02	Moose Jaw	WHL	56	7	10	17	102	--	--	--	--	--	12	0	2	2	2	27	0	0
2002-03	Moose Jaw	WHL	65	3	8	11	199	--	--	--	--	--	13	1	1	2	20	0	0	0
2003-04	Lowell	AHL	26	0	0	0	34	--	--	--	--	--	--	--	--	--	--	--	--	--
	Las Vegas	ECHL	35	2	11	13	63	--	--	--	--	--	2	0	0	0	0	0	0	0
2004-05	Las Vegas	ECHL	72	5	16	21	138	--	--	--	--	--	--	--	--	--	--	--	--	--
2005-06	Hershey	AHL	37	0	4	4	77	--	--	--	--	--	1	0	0	0	0	0	0	0
	South Carolina	ECHL	35	3	13	16	20	--	--	--	--	--	--	--	--	--	--	--	--	--
2006-07	Hershey	AHL	44	4	6	10	95	--	--	--	--	--	14	0	0	0	0	14	0	0
	Reading	ECHL	6	0	3	3	8	--	--	--	--	--	--	--	--	--	--	--	--	--

joe jensen

Pos: Center **Ht:** 5-11 **Wt:** 180 **Shoots:** Left
DOB: 2/6/83 **POB:** Plymouth, MN
Acquired: Selected by Penguins in eighth round (232nd overall) of 2003 Entry Draft.



Career

2006-07: Tallied 11 points (6+5) in 25 games with Wilkes-Barre/Scranton in his first professional season...Began the season with Wheeling (ECHL), recording 19 points (6+13) in 17 games...**2005-06:** Became the 19th player in SCSU's Division I era (since 1987-88) to score 100 career points...Finished his career at SCSU with 45 goals and 55 assists...He had 18 assists and 14 goals for a career-high 32 points in 2005-06 and helped the Huskies to a 22-16-4 record, a top 15 national ranking and a second place finish at the WCHA Final Five.

Career Statistics

YEAR	TEAM	LEAGUE	regular season											playoffs							
			GP	G	A	PTS	PIM	+/-	PP	SH	GW	S	GP	G	A	PTS	PIM				
2000-01	Sioux Falls	USHL	56	14	20	34	59	--	--	--	--	--	8	2	4	6	12	0	0	0	0
2001-02	Sioux Falls	USHL	57	20	26	46	135	--	--	--	--	--	3	0	0	0	6	0	0	0	6
2002-03	St. Cloud St.	WCHA	37	9	9	18	14	2	1	0	4	83	--	--	--	--	--	--	--	--	--
2003-04	St. Cloud St.	WCHA	38	10	14	24	42	-11	4	1	2	111	--	--	--	--	--	--	--	--	--
2004-05	St. Cloud St.	WCHA	40	12	14	26	36	-6	4	1	3	130	--	--	--	--	--	--	--	--	--
2005-06	St. Cloud St.	WCHA	38	14	18	32	14	10	5	2	4	126	--	--	--	--	--	--	--	--	--
2006-07	Wilkes-Barre	AHL	26	6	5	11	16	-1	2	0	0	52	7	2	1	3	6	0	0	0	0
	Wheeling	ECHL	28	11	18	29	45	-7	3	0	1	137	--	--	--	--	--	--	--	--	--

mark letestu

Pos: Center **Ht:** 5-11 **Wt:** 195 **Shoots:** Right
DOB: 2/4/85 **POB:** Elk Point, AB
Acquired: Signed by Penguins as a free agent on March 22, 2007.



Career

2006-07: Joined Wilkes-Barre/Scranton late in the season and did not record a point in three regular season games as well as one playoff game...Completed freshman season with the Western Michigan Broncos, leading the team in goals (24), assists (22) and scoring (46 points)...CCHA Rookie of the Year...Named to CCHA All-Rookie Team...CCHA's leading rookie scorer, ranked second nationally (1.24 ppg)...Third in CCHA overall goals and seventh in scoring, led CCHA and nation in short-handed goals (5)...Seventh in NCAA goals per game and 17th in scoring...**2005-06:** Captured the Ernie Love Trophy as the Alberta Junior Hockey League Scoring champion...Voted the AJHL's Most Valuable Player in 2006 after being named runner-up for the award in 2005...Received the 2006 Source for Sports Cup for most player of the game points.

Career Statistics

YEAR	TEAM	LEAGUE	regular season											playoffs							
			GP	G	A	PTS	PIM	+/-	PP	SH	GW	S	GP	G	A	PTS	PIM				
2002-03	Bonnyville	AJHL	11	7	1	8	0	--	0	0	1	--	--	--	--	--	--	--	--	--	--
2003-04	Bonnyville	AJHL	58	22	27	49	24	--	8	1	5	--	5	3	1	4	6	0	0	0	0
2004-05	Bonnyville	AJHL	63	39	47	86	32	--	9	1	8	--	4	0	4	4	2	0	0	0	0
2006-07	Western Michigan	CCHA	37	24	22	46	14	13	7	5	2	125	--	--	--	--	--	--	--	--	--
2006-07	Wilkes-Barre	AHL	3	0	0	0	0	-1	0	0	0	4	2	0	0	0	2	0	0	0	2

tim wallace

Pos: Right wing **Ht:** 6-1 **Wt:** 207 **Shoots:** Right
DOB: 8/6/84 **POB:** Anchorage, AK
Acquired: Signed by Penguins as a free agent on May 29, 2007.



Career

2006-07: Tallied 14 points (5+9) in 32 games with Wilkes-Barre/Scranton (AHL)...Appeared in 16 games with Wheeling (ECHL) and had 14 points (5+9)...Recorded his first-career AHL goal and assist, and was plus-2 Dec. 9 vs. Chicago...Appeared in 10 playoff games with Wilkes-Barre/Scranton...Registered two points (1+1)...**2005-06:** Played in all 36 games as a senior finishing fifth on the team in scoring with career highs in goals (11), assists (12), points (23) and power-play goals (4)...Had a career-best five-game point streak (4+3) from Nov. 4-Nov. 18...Set a Notre Dame record for the fastest goal at the start of a game (:09) in 4-3 loss at Western Michigan (12/2)...Finished his Notre Dame career as the school's all-time "Iron Man," after not missing a single game in his career (153).

Career Statistics

YEAR	TEAM	LEAGUE	regular season											playoffs							
			GP	G	A	PTS	PIM	+/-	PP	SH	GW	S	GP	G	A	PTS	PIM				
2002-03	Notre Dame	CCHA	40	6	5	11	28	--	--	--	--	--	--	--	--	--	--	--	--	--	--
2003-04	Notre Dame	CCHA	39	3	8	11	10	--	--	--	--	--	--	--	--	--	--	--	--	--	--
2004-05	Notre Dame	CCHA	38	5	9	14	20	--	--	--	--	--	--	--	--	--	--	--	--	--	--
2005-06	Notre Dame	CCHA	36	11	12	23	28	--	--	--	--	--	--	--	--	--	--	--	--	--	--
2006-07	Wilkes-Barre	AHL	32	5	9	14	39	2	0	0	2	37	11	1	1	2	2	0	0	0	0
	Wheeling	ECHL	19	6	11	17	23	0	4	0	0	40	--	--	--	--	--	--	--	--	--

IN THE SYSTEM

sergei anshakov

Pos: Left wing **Ht:** 6-3 **Wt:** 180 **DOB:** 1/13/84 **POB:** Moscow, Russia
Acquired: From Los Angeles (with Martin Strbak) for Martin Straka, Nov. 30, 2003.



YEAR	TEAM	LEAGUE	regular season											playoffs					
			GP	G	A	PTS	PIM	+/-	PP	SH	GW	S	GP	G	A	PTS	PIM		
2001-02	CSKA-2	Russia 3rd	3	3	1	4	0	--	--	--	--	--	--	--	--	--	--	--	--
	CSKA	Vysshaya Liga	39	17	12	29	10	--	--	--	--	--	7	3	0	3	0	--	--
	Russia	WJC U-18	8	2	2	4	2	2	--	--	--	--	--	--	--	--	--	--	--
2002-03	CSKA	Russia	25	1	2	3	4	--	--	--	--	--	--	--	--	--	--	--	--
	Russia	WJC	6	1	1	2	0	1	--	--	--	--	--	--	--	--	--	--	--
2003-04	CSKA	Russia	33	3	2	5	12	--	--	--	--	--	--	--	--	--	--	--	--
	Russia	WJC	6	5	2	7	0	3	--	--	--	--	--	--	--	--	--	--	--
2004-05	CSKA	Russia	11	0	0	0	2	-4	--	--	--	--	--	--	--	--	--	--	--
	Salavat Yulayev	Russia	23	9	3	12	4	-6	--	--	--	--	--	--	--	--	--	--	--
2005-06	Salavat Yulayev	Russia	6	1	1	2	12	0	--	--	--	--	--	--	--	--	--	--	--
	Moscow Dynamo	Russia	1	0	0	0	0	-1	--	--	--	--	--	--	--	--	--	--	--
	Tver MVD THK	Rus-3	1	2	0	2	0	0	--	--	--	--	--	--	--	--	--	--	--
	Tver MVD	Russia	12	1	3	4	2	-3	--	--	--	--	2	0	1	1	0	--	--
2006-07	CSKA	Russia	29	2	3	5	4	12	--	--	--	--	--	--	--	--	--	--	--
	Sibir Novosivirsk	Russia	17	2	4	6	4	-2	1	1	1	--	3	1	0	1	2	--	--

tim crowder

Pos: Right wing **Ht:** 6-2 **Wt:** 180 **DOB:** 10/16/86 **POB:** Victoria, BC
Acquired: Drafted by Penguins in fifth round (126th overall) of 2005 Entry Draft.



YEAR	TEAM	LEAGUE	regular season											playoffs					
			GP	G	A	PTS	PIM	+/-	PP	SH	GW	S	GP	G	A	PTS	PIM		
2003-04	Powell	BCHL	57	21	34	55	44	--	--	--	--	--	7	3	3	6	8	--	--
2004-05	South Surrey	BCHL	56	23	27	50	30	--	--	--	--	--	--	--	--	--	--	--	--
2005-06	Michigan State	CCHA	44	17	13	30	29	--	--	--	--	--	--	--	--	--	--	--	--
2006-07	Michigan State	CCHA	41	14	11	25	18	0	4	0	0	--	--	--	--	--	--	--	--

patrick ehelechner

Pos: Goaltender **Ht:** 6-2 **Wt:** 176 **DOB:** 9/23/84 **POB:** Rosenheim, Ger.
Acquired: from San Jose w/ Nils Ekman for a 2007 second-round pick July 20, 2006.



YEAR	TEAM	LEAGUE	regular season										playoffs			
			GP	W	L	T	MIN	GA	SO	GAA	GP	W-L	MIN	GA	SO	GAA
2001-02	Landshut EV	GerObl	2	1	1	0	130	6	0	2.77	--	--	--	--	--	--
	Hannover	DEL	8	--	--	--	475	24	0	3.04	--	--	--	--	--	
2002-03	Hannover	DEL	46	--	--	--	163	16	0	5.90	--	--	--	--	--	
2003-04	Sudbury	OHL	56	22	26	6	3089	148	3	2.87	7	2-4	390	--	2	2.15
2004-05	Sudbury	OHL	51	23	21	4	2996	128	3	2.56	--	--	--	--	--	--
2005-06	Mannheim	DEL	1	0	1	0	59	5	0	5.02	--	--	--	--	--	
	Duisburg	DEL	26	7	11	5	1243	75	2	3.62	--	--	--	--	--	
2006-07	Duisburg	DEL	6	--	--	--	244	28	0	6.89	--	--	--	--	--	

IN THE SYSTEM

daniel fernholm

Pos: Defense **Ht:** 6-4 **Wt:** 218 **DOB:** 12/20/83 **POB:** Stockholm, Sweden
Acquired: Drafted by Penguins in fourth round (101st overall) of 2002 Entry Draft.



YEAR	TEAM	LEAGUE	regular season											playoffs					
			GP	G	A	PTS	PIM	+/-	PP	SH	GW	S	GP	G	A	PTS	PIM		
2001-02	Djurgarden	Sweden Jr.	8	6	13	19	0	--	--	--	--	--	--	--	--	--	--	--	--
2002-03	Huddinge	Sweden Jr.	39	6	10	16	20	--	--	--	--	--	--	--	--	--	--	--	--
2003-04	Djurgarden	Sweden	37	4	7	11	28	--	--	--	--	--	4	0	0	0	4	--	
2004-05	Djurgarden	Sweden	31	3	2	5	22	--	--	--	--	--	11	0	0	0	14	--	
	Bolzano	Italy	7	0	2	2	2	--	--	--	--	--	--	--	--	--	--	--	
2005-06	Wilkes-Barre	AHL	27	1	6	7	10	0	0	0	0	28	--	--	--	--	--	--	
	Wheeling	ECHL	29	2	4	6	20	15	1	0	0	55	9	1	3	4	6	--	
2006-07	Wheeling	ECHL	13	0	3	3	14	2	0	0	0	25	--	--	--	--	--	--	
	Djurgarden	Sweden	32	4	12	16	16	6	--	--	--	--	--	--	--	--	--	--	

michael gergen

Pos: Right wing **Ht:** 5-10 **Wt:** 185 **DOB:** 2/17/87 **POB:** Hastings, MN
Acquired: Drafted by Penguins in second round (61st overall) of 2005 Entry Draft.



YEAR	TEAM	LEAGUE	regular season											playoffs					
			GP	G	A	PTS	PIM	+/-	PP	SH	GW	S	GP	G	A	PTS	PIM		
2004-05	S-St. Mary's	USHS	66	56	50	106	104	--	--	--	--	--	--	--	--	--	--	--	--
2005-06	Minn.-Duluth	WCHA	39	14	8	22	63	--	--	--	--	--	--	--	--	--	--	--	--
2006-07	Minn.-Duluth	WCHA	39	5	6	11	34	--	4	0	0	--	--	--	--	--	--	--	

brian gifford


Pos: Center **Ht:** 6-2 **Wt:** 197 **DOB:** 11/12/85 **POB:** Moorhead, MN
Acquired: Drafted by Penguins in third round (169th overall) of 2003 Entry Draft.



YEAR	TEAM	LEAGUE	regular season											playoffs					
			GP	G	A	PTS	PIM	+/-	PP	SH	GW	S	GP	G	A	PTS	PIM		
2003-04	Moorhead	USHS	26	19	37	56	26	--	--	--	--	--	--	--	--	--	--	--	--
2004-05	Indiana	USHL	55	13	10	23	80	--	--	--	--	--	--	--	--	--	--	--	--
2005-06	Indiana	USHL	56	12	14	26	55	--	--	--	--	--	--	--	--	--	--	--	--
2006-07	Denver	WCHA	40	3	10	13	49	1	3	0	2	72	--	--	--	--	--	--	

evgeni isakov


Pos: Left wing **Ht:** 6-1 **Wt:** 196 **DOB:** 10/13/84 **POB:** Krasnoyarsk, Russia
Acquired: Drafted by Penguins in fifth round (161st overall) of 2003 Entry Draft.



YEAR	TEAM	LEAGUE	regular season											playoffs				
			GP	G	A	PTS	PIM	+/-	PP	SH	GW	S	GP	G	A	PTS	PIM	
2002-03	Cherepovets	Russia	33	0	3	3	12	--	--	--	--	--	1	0	0	0	0	--
2003-04	Cherepovets	Russia	37	3	1	4	18	--	--	--	--	--	--	--	--	--	--	--
2004-05	Gazovik	Russia	4	0	2	2	2	--	--	--	--	--	3	0	0	0	2	--
2005-06	Gazovik	Russia	46	9	12	21	90	--	--	--	--	--	3	0	0	0	6	--
2006-07	Gazovik	Russia	51	6	11	17	48	3	--	--	--	--	--	--	--	--	--	--

IN THE SYSTEM

chad johnson



Pos: Goaltender **Ht:** 6-2 **Wt:** 175 **DOB:** 6/10/86 **POB:** Calgary, AB
Acquired: Drafted by Penguins in fifth round (125th overall) of 2006 Entry Draft.

YEAR	TEAM	LEAGUE	regular season							playoffs						
			GP	W	L	T	MIN	GA	SO	GAA	GP	W-L	MIN	GA	SO	GAA
2005-06	Alaska Fairbanks	CCHA	11	4	4	3	653	29	0	2.66	--	--	--	--	--	--
2006-07	Alaska Fairbanks	CCHA	19	5	6	2	1003	52	1	3.44	--	--	--	--	--	

nick johnson



Pos: Right wing **Ht:** 6-2 **Wt:** 197 **DOB:** 12/24/85 **POB:** Calgary, AB
Acquired: Drafted by Penguins in third round (67th overall) of 2004 Entry Draft.

YEAR	TEAM	LEAGUE	regular season											playoffs				
			GP	G	A	PTS	PIM	+/-	PP	SH	GW	S	GP	G	A	PTS	PIM	
2003-04	St. Albert	AJHL	51	35	36	71	33	4	0	3	3	--	--	--	--	--	--	
2004-05	Dartmouth	ECAC	35	18	17	35	16	--	--	--	--	--	--	--	--	--		
2005-06	Dartmouth	ECAC	33	15	10	25	24	--	--	--	--	--	--	--	--	--		
2006-07	Dartmouth	ECAC	33	14	16	30	46	--	7	0	2	--	--	--	--	--		

milan kraft



Pos: Center **Ht:** 6-2 **Wt:** 191 **DOB:** 1/7/80 **POB:** Plzen, Czech Rep.
Acquired: Drafted by Penguins in first round (23rd overall) of 1998 Entry Draft.

YEAR	TEAM	LEAGUE	regular season											playoffs				
			GP	G	A	PTS	PIM	+/-	PP	SH	GW	S	GP	G	A	PTS	PIM	
1996-97	Plzen	Czech Jr	29	24	12	36	--	--	--	--	--	--	--	--	--	--		
	Plzen	Czech	9	0	1	1	2	--	--	--	--	--	--	--	--			
1997-98	Plzen	Czech Jr	23	22	21	43	12	--	--	--	--	--	--	--	--			
	Plzen	Czech	16	0	5	5	0	--	--	--	--	--	--	--	--			
1998-99	Prince Albert	WHL	68	40	46	86	32	--	--	--	--	--	--	--	--			
1999-00	Prince Albert	WHL	56	34	35	69	42	--	--	--	--	6	4	1	5	4		
2000-01	PITTSBURGH	NHL	42	7	7	14	8	-6	1	1	1	63	8	0	0	2		
	Wilkes-Barre	AHL	40	21	23	44	27	E	6	1	1	147	14	12	7	19	6	
2001-02	Wilkes-Barre	AHL	8	4	4	8	10	8	0	0	1	29	--	--	--	--		
	PITTSBURGH	NHL	68	8	8	16	16	-9	1	0	2	103	--	--	--	--		
2002-03	PITTSBURGH	NHL	31	7	5	12	10	-8	0	0	1	50	--	--	--	--		
	Wilkes-Barre	AHL	40	13	24	37	28	-16	4	0	2	107	6	2	4	6	4	
2003-04	PITTSBURGH	NHL	66	19	21	40	18	-22	6	0	1	134	--	--	--	--		
	Czech Rep.	WHL	7	1	1	2	2	3	0	0	0	6	--	--	--	--		
2004-05	Lasselsberger	Czech	17	2	4	6	6	--	--	--	--	--	--	--	--	--		
	Karlovy Vary	Czech	35	9	10	19	20	--	--	--	--	--	--	--	--	--		
2005-06	Omsk Avangard	Russia	29	2	5	7	14	--	--	--	--	--	--	--	--	--		
	Karlovy Vary	Czech	19	7	5	12	16	--	--	--	--	--	--	--	--	--		
2006-07	Karlovy Vary	Czech	26	6	3	9	28	-3	--	--	--	--	3	0	0	0	8	
NHL/PIT TOTALS			207	41	41	82	52	-45	8	1	5	350	8	0	0	2		

IN THE SYSTEM

ross lupaschuk



Pos: Defense **Ht:** 6-1 **Wt:** 218 **DOB:** 1/19/81 **POB:** Edmonton, AB
Acquired: from Washington (with Kris Beech and Michal Sivek) for Jaromir Jagr and Frantisek Kucera, July 11, 2001.

YEAR	TEAM	LEAGUE	regular season											playoffs				
			GP	G	A	PTS	PIM	+/-	PP	SH	GW	S	GP	G	A	PTS	PIM	
1997-98	Prince Albert	WHL	67	6	12	18	170	--	--	--	--	--	--	--	--	--		
1998-99	Prince Albert	WHL	67	8	20	28	127	--	--	--	--	--	14	4	9	13	16	
1999-00	Prince Albert	WHL	22	8	8	16	42	--	--	--	--	--	--	--	--	--		
	Red Deer	WHL	46	13	27	40	116	--	--	--	--	--	4	0	1	1	10	
2000-01	Red Deer	WHL	65	28	37	65	135	--	--	--	--	--	22	5	10	15	54	
2001-02	Wilkes-Barre	AHL	72	9	20	29	91	--	--	--	--	--	--	--	--	--		
2002-03	Wilkes-Barre	AHL	74	18	18	36	101	--	--	--	--	--	4	0	2	2	20	
	PITTSBURGH	NHL	3	0	0	0	4	-3	0	0	0	3	--	--	--	--		
2003-04	Wilkes-Barre	AHL	58	4	17	21	96	--	--	--	--	--	8	0	2	2	3	
2004-05	Wilkes-Barre	AHL	67	11	19	30	145	--	--	--	--	--	5	0	0	0	2	
2005-06	Mora	SEL	49	13	18	31	168	--	--	--	--	--	5	2	2	4	18	
2006-07	Malmo	SEL	18	2	4	6	51	-10	--	--	--	--	--	--	--	--	--	
	Karpat	FIN	25	4	12	16	14	--	--	--	--	--	--	--	--	--	--	
PIT/NHL TOTALS			3	0	0	0	4	-3	0	0	0	3	--	--	--	--		

vladimir malenkykh



Pos: Defense **Ht:** 6-1 **Wt:** 198 **DOB:** 10/1/80 **POB:** Togliatti, Russia
Acquired: Drafted by Penguins in fifth round (157th overall) of 1999 Entry Draft.

YEAR	TEAM	LEAGUE	regular season											playoffs				
			GP	G	A	PTS	PIM	+/-	PP	SH	GW	S	GP	G	A	PTS	PIM	
1998-99	Togliatti	Russia	9	0	0	0	2	--	--	--	--	--	--	--	--	--	--	
1999-00	CSK Samara	Russia	7	0	1	1	4	--	--	--	--	--	--	--	--	--		
2000-01	Togliatti	Russia	25	1	1	2	14	5	0	0	0	26	5	0	0	0	26	
2001-02	Togliatti	Russia	48	5	3	8	86	--	--	--	--	--	4	0	0	0	2	
2002-03	Togliatti	Russia	30	3	1	4	36	10	0	0	0	6	10	0	0	0	6	
2003-04	Togliatti	Russia	44	2	4	6	42	3	0	0	0	0	3	0	0	0	0	
2004-05	Togliatti	Russia	37	1	4	5	20	3	--	--	--	--	--	--	--	--		
2005-06	Magnitogorsk	Russia	36	0	1	1	8	12	--	--	--	--	11	0	1	1	16	
2006-07	Magnitogorsk	Russia	54	2	10	12	92	11	--	--	--	--	15	1	2	3	28	

chris peluso



Pos: Defense **Ht:** 5-11 **Wt:** 180 **DOB:** 8/21/86 **POB:** Wadena, MN
Acquired: Drafted by Penguins in seventh round (194th overall) of 2004 Entry Draft.

YEAR	TEAM	LEAGUE	regular season											playoffs				
			GP	G	A	PTS	PIM	+/-	PP	SH	GW	S	GP	G	A	PTS	PIM	
2003-04	Brainerd	USHSW	25	10	33	43	--	--	--	--	--	--	--	--	--	--		
2004-05	Sioux Falls	USHL	53	1	7	8	54	--	--	--	--	--	--	--	--	--		
2005-06	Sioux Falls	USHL	57	5	19	24	49	10	3	0	0	74	14	0	4	4	8	
2006-07	Bemidji State	CHA	26	0	6	6	24	--	0	0	0	--	--	--	--	--		

2007 ENTRY DRAFT

angelo esposito

Pos: Center **DOB:** 2/20/89
Ht: 6-1 **Wt:** 180
POB: Montreal, QC **Shoots:** Left
Drafted: First round, 20th overall




regular season

playoffs

YEAR	TEAM	LEAGUE	GP	G	A	PTS	PIM	+/-	PP	SH	GW	S	GP	G	A	PTS	PIM
2004-05	S-St. Mary's	USHS	68	31	35	66	47	--	--	--	--	--	--	--	--	--	--
2005-06	Quebec	QMJHL	57	39	59	98	45	42	10	5	7	200	23	6	5	11	4
2006-07	Quebec	QMJHL	60	27	52	79	63	9	7	1	3	179	5	4	3	7	2

keven veilleux

Pos: Center **Ht:** 6-5 **Wt:** 202 **DOB:** 6/27/89 **POB:** Saint-Renee QC
Drafted: Second round, 51st overall **Shoots:** Right



regular season

playoffs

YEAR	TEAM	LEAGUE	GP	G	A	PTS	PIM	+/-	PP	SH	GW	S	GP	G	A	PTS	PIM
2005-06	Victoriaville	QMJHL	33	2	13	15	4	-8	2	0	1	32	5	0	1	1	2
2006-07	Victoriaville	QMJHL	70	25	35	55	53	-6	12	0	2	176	6	1	5	6	4

robert bortuzzo

Pos: Defense **Ht:** 6-3 **Wt:** 196 **DOB:** 3/18/89 **POB:** Thunder Bay, ON
Drafted: Third round, 78th overall **Shoots:** Right



regular season

playoffs

YEAR	TEAM	LEAGUE	GP	G	A	PTS	PIM	+/-	PP	SH	GW	S	GP	G	A	PTS	PIM
2006-07	Kitchener	OHL	63	2	12	14	67	16	0	0	--	--	9	1	2	3	8

casey pierro-zabotel

Pos: Center **Ht:** 6-1 **Wt:** 205 **DOB:** 11/8/88 **POB:** Ashcroft, BC
Drafted: Third round, 78th overall **Shoots:** Left



regular season

playoffs

YEAR	TEAM	LEAGUE	GP	G	A	PTS	PIM	+/-	PP	SH	GW	S	GP	G	A	PTS	PIM
2004-05	Merritt	BCHL	58	6	6	12	19	--	1	0	--	--	5	0	0	0	0
2005-06	Merritt	BCHL	60	20	35	55	29	--	6	4	--	--	9	9	4	13	10
2006-07	Merritt	BCHL	55	51	65	116	42	--	23	1	--	--	7	8	3	11	13



2007 ENTRY DRAFT

luca caputi

Pos: Left wing **Ht:** 6-2 **Wt:** 184 **DOB:** 10/1/88 **POB:** Toronto, ON
Drafted: Fourth round, 111th **Shoots:** Left



regular season

playoffs

YEAR	TEAM	LEAGUE	GP	G	A	PTS	PIM	+/-	PP	SH	GW	S	GP	G	A	PTS	PIM
2004-05	Mississauga	OHL	48	5	1	6	25	6	1	0	--	--	--	--	--	--	--
2005-06	Mississauga	OHL	32	3	0	3	43	-18	1	0	--	--	--	--	--	--	--
2006-07	Mississauga	OHL	68	27	38	65	66	22	8	1	--	--	5	2	1	3	0

alex grant

Pos: Defense **Ht:** 6-2 **Wt:** 185 **DOB:** 1/20/89 **POB:** Antigonish, NS
Drafted: Fourth round, 118th overall **Shoots:** Right



regular season

playoffs

YEAR	TEAM	LEAGUE	GP	G	A	PTS	PIM	+/-	PP	SH	GW	S	GP	G	A	PTS	PIM
2004-05	Antigonish	MJAHL	50	7	9	16	36	--	--	--	--	--	--	--	--	--	--
2005-06	Saint John	QMJHL	47	4	9	13	58	-33	2	0	0	82	--	--	--	--	--
2006-07	Saint John	QMJHL	68	12	20	32	108	-32	8	1	2	131	--	--	--	--	--

jake muzzin

Pos: Defense **Ht:** 6-2 **Wt:** 206 **DOB:** 2/21/89 **POB:** Woodstock, ON
Drafted: Fifth round, 141st overall **Shoots:** Left




regular season

playoffs

YEAR	TEAM	LEAGUE	GP	G	A	PTS	PIM	+/-	PP	SH	GW	S	GP	G	A	PTS	PIM
2006-07	Sault Ste. Marie	OHL	37	1	3	4	10	-5	1	0	--	--	13	0	4	4	6

dustin jeffrey

Pos: Defense **Ht:** 6-1 **Wt:** 200 **DOB:** 12/28/85 **POB:** Gelnica, Slovakia
Drafted: Sixth round, 171st overall **Shoots:** Right



regular season

playoffs

YEAR	TEAM	LEAGUE	GP	G	A	PTS	PIM	+/-	PP	SH	GW	S	GP	G	A	PTS	PIM
2004-05	Mississauga	OHL	53	10	15	25	20	9	0	0	--	--	--	--	--	--	--
2005-06	Mississauga	OHL	30	6	9	15	26	-11	4	0	--	--	--	--	--	--	--
	Sault Ste. Marie	OHL	39	12	11	23	10	6	4	0	--	--	4	1	2	3	2



CAMP ROSTER

Player	HT/WT	DOB (age)	2006-07 Club(s)	2006-07 stats				
				GP	G	A	PTS	PIM
FORWARDS (27)								
Colby Armstrong	6-2/188	11/23/82 (24)	Pittsburgh (NHL)	80	12	22	34	67
Aaron Boogaard	6-3/220	8/11/86 (20)	Tri-City (WHL)	69	10	11	21	173
Tim Brent	6-0/188	3/10/84 (23)	Anaheim (NHL)	15	1	0	1	6
			Portland (AHL)	48	16	14	30	40
Erik Christensen	6-1/208	12/17/83 (23)	Pittsburgh (NHL)	61	18	15	33	26
Sidney Crosby	5-11/200	8/7/87 (19)	Pittsburgh (NHL)	79	36	84	120	60
Angelo Esposito	6-1/180	2/20/89 (18)	Quebec (QMJHL)	60	27	52	79	63
Jonathan Filewich	6-2/208	10/2/84 (22)	W-B/Scranton (AHL)	80	30	26	56	38
Connor James	5-10/180	8/25/82 (24)	W-B/Scranton (AHL)	70	12	20	32	29
Joe Jensen	5-11/180	2/6/83 (24)	W-B/Scranton (AHL)	26	6	5	11	16
			Wheeling (ECHL)	28	11	18	29	45
Tyler Kennedy	5-11/183	7/15/86 (21)	W-B/Scranton (AHL)	40	12	25	37	20
Georges Laraque	6-3/243	12/7/76 (30)	Pittsburgh (NHL)	17	0	2	2	18
			Phoenix (NHL)	56	5	17	22	52
Mark Letestu	5-11/195	2/4/85 (22)	W-B/Scranton (AHL)	3	0	0	0	0
			Western Michigan (CCHA)	37	24	22	46	14
Evgeni Malkin	6-3/195	7/31/86 (21)	Pittsburgh (NHL)	78	33	52	85	80
Ryan Malone	6-4/224	12/1/79 (27)	Pittsburgh (NHL)	64	16	15	31	71
Kurtis McLean	5-11/175	11/2/80 (26)	W-B/Scranton (AHL)	55	16	16	32	24
			Wheeling (ECHL)	16	11	12	23	21
Chris Minard	6-1/190	11/18/81 (25)	Lowell (AHL)	65	32	17	49	30
Kyle Rank	6-1/185	12/28/82 (24)	Bridgeport (AHL)	10	2	2	4	5
			St. Lawrence (ECAC)	39	15	18	33	30
Mark Recchi	5-10/195	2/1/68 (39)	Pittsburgh (NHL)	82	24	44	68	62
Gary Roberts	6-2/209	5/23/66 (41)	Pittsburgh (NHL)	19	7	6	13	26
			Florida (NHL)	50	13	16	29	71
Jarkko Ruutu	6-0/200	8/23/75 (31)	Pittsburgh (NHL)	81	7	9	16	125
Nathan Smith	6-2/206	2/9/82 (25)	Vancouver (NHL)	1	0	0	0	0
			Manitoba (AHL)	72	19	21	40	76
Jordan Staal	6-4/220	9/10/88 (18)	Pittsburgh (NHL)	81	29	13	42	24
Ryan Stone	6-2/207	3/20/85 (22)	W-B/Scranton (AHL)	41	7	26	33	86
Petr Sykora	6-0/190	11/19/76 (30)	Edmonton (NHL)	82	22	31	53	40
Jeff Taffe	6-3/207	2/19/81 (26)	Phoenix (NHL)	17	4	2	6	26
			San Antonio (AHL)	59	20	20	40	22
Maxime Talbot	5-11/190	2/11/84 (23)	Pittsburgh (NHL)	75	13	11	24	53
Tim Wallace	6-1/207	8/6/84 (22)	W-B/Scranton (AHL)	32	5	9	14	39
			Wheeling (ECHL)	19	6	11	17	23
DEFENSEMEN (15)								
Mark Ardelan	5-11/202	3/16/83 (24)	Iowa (AHL)	79	8	30	38	32
Jonathan D'Aversa	6-2/200	3/2/86 (21)	Sudbury (OHL)	67	13	47	60	53
Mark Eaton	6-2/204	5/6/77 (30)	Pittsburgh (NHL)	35	0	3	3	16
Deryk Engelland	6-2/202	4/2/82 (25)	Hershey (AHL)	44	4	6	10	95
			Reading (ECHL)	6	0	3	3	8
Alex Goligoski	6-0/187	7/30/85 (22)	Minnesota (WCHA)	44	9	30	39	51
Sergei Gonchar	6-2/211	4/13/74 (33)	Pittsburgh (NHL)	82	13	54	67	72
Ryan Lannon	6-1/198	12/14/82 (24)	W-B/Scranton (AHL)	68	0	19	19	71
Kris Letang	6-0/201	4/24/87 (20)	Pittsburgh (NHL)	7	2	0	2	4
			Val d'Or (QMJHL)	40	14	38	52	74
Ben Lovejoy	6-2/214	2/20/84 (23)	Norfolk (AHL)	5	0	0	0	6
			Dartmouth (ECAC)	32	7	16	23	28
Jake Muzzin	6-2/206	2/21/89 (18)	Sault Ste. Marie (OHL)	37	1	3	4	10
Alain Nasreddine	6-1/204	7/10/75 (32)	Pittsburgh (NHL)	44	4	4	5	18
			W-B/Scranton (AHL)	19	3	5	8	25
Brooks Orpik	6-2/219	9/26/80 (26)	Pittsburgh (NHL)	70	0	6	6	82
Rob Scuderi	6-0/213	12/30/78 (28)	Pittsburgh (NHL)	78	1	10	11	28
Darryl Sydor	6-1/211	5/13/72 (35)	Dallas (NHL)	74	5	16	21	36
Ryan Whitney	6-4/219	2/19/83 (24)	Pittsburgh (NHL)	81	14	45	59	77
GOALTENDERS (5)								
David Brown	6-0/185	2/1/85 (22)	Notre Dame (CCHA)	39	30	6-3	1.58	
Ty Conklin	6-0/184	3/30/76 (31)	Buffalo (NHL)	5	1	2-0	3.44	
			Columbus (NHL)	11	2	3-2	3.30	
			Syracuse (AHL)	19	3	12-3	3.32	
John Curry	5-11/185	2/27/84 (23)	Boston (Hockey East)	36	17	10-8	2.01	
Marc-Andre Fleury	6-2/180	11/28/84 (22)	Pittsburgh (NHL)	67	40	16-9	2.83	
Dany Sabourin	6-4/200	9/2/80 (26)	Vancouver (NHL)	9	2	4-1	2.63	
			Manitoba (AHL)	2	1	1-0	2.01	

WILKES-BARRE/SCRANTON



Wilkes-Barre/Scranton Penguins (AHL)

670 North River St., Suite 210
Wilkes-Barre, PA 18705

Phone: 570-208-PENS

Fax: 570-208-5432

Web site: www.wbspenguins.com

Chief Executive Officer/Governor: Jeff Barrett
General Manager: Chuck Fletcher
President/Alternate Governor: Rich Hixon
Head Coach: Todd Richards
Assistant Coach: Dan Bylsma
Athletic Trainer: Patrick Steidle, ATC
Equipment Manager: Teddy Richards Jr.
Asst. Equipment Manager: Mike Macciocco
Strength/Conditioning Coach: Chris Pierzak-Wegner
Director of Corporate Sales and Marketing: Katie Connors
Director of Communications/Broadcaster: Tom Grace
Director of Game Night Entertainment: Will Beekman
Director of Media Relations/Publications: Brian Coe
Director of Properties/Business Development: Ken Bailey
Director of Ticketing: Rob Belza
Box Office Manager/Business Operations: Paul Chielek
Manager of Ticket Sales: Nicole Krutz
Fan Satisfaction Manager: Nicky Williamson
Staff Accountant: Bill Dotzel
Manager of Client Services/Comm. Relations: Scott Stuccio
Ticket Sales Representatives: Jim Britt, Matt Stitzer, Chris Sipsky

2007-08 schedule

DATE	OPPONENT	TIME	DATE	OPPONENT	TIME
10/3	HERSHEY	7:05 PM	1/20	@ Hershey	5:00 PM
10/6	SYRACUSE	7:05 PM	1/23	@ Lowell	7:05 PM
10/7	@ Philadelphia	5:05 PM	1/25	@ Portland	7:05 PM
10/13	PHILADELPHIA	7:05 PM	1/26	@ Manchester	7:05 PM
10/14	@ Philadelphia	6:05 PM	2/1	BRIDGEPORT	7:05 PM
10/20	@ Bridgeport	7:00 PM	2/2	NORFOLK	3:05 PM
10/26	ALBANY	7:05 PM	2/6	@ Norfolk	7:15 PM
10/27	BINGHAMTON	7:05 PM	2/8	PORTLAND	7:05 PM
11/2	TORONTO	7:05 PM	2/9	HERSHEY	7:05 PM
11/3	NORFOLK	7:05 PM	2/13	@ Norfolk	7:15 PM
11/9	@ Binghamton	7:05 PM	2/15	PHILADELPHIA	7:05 PM
11/10	@ Springfield	7:00 PM	2/16	@ Bridgeport	7:00 PM
11/14	@ Philadelphia	11:05 AM	2/18	@ Binghamton	7:05 PM
11/17	@ Albany	7:00 PM	2/20	HERSHEY	7:05 PM
11/18	BINGHAMTON	5:05 PM	2/23	@ Syracuse	7:30 PM
11/21	WORCESTER	7:05 PM	2/24	@ Hershey	5:00 PM
11/23	BINGHAMTON	7:05 PM	2/27	SYRACUSE	7:05 PM
11/24	@ Binghamton	7:05 PM	2/1	BRIDGEPORT	7:05 PM
11/25	@ Hershey	5:00 PM	3/1	PHILADELPHIA	7:05 PM
11/28	@ Hamilton	7:30 PM	3/2	@ Binghamton	5:05 PM
11/30	@ Syracuse	7:30 PM	3/4	@ Philadelphia	7:05 PM
12/1	@ Hershey	7:00 PM	3/7	@ Lake Erie	7:30 PM
12/7	HERSHEY	7:05 PM	3/8	@ Syracuse	7:30 PM
12/8	@ Norfolk	7:15 PM	3/12	NORFOLK	7:05 PM
12/14	@ Worcester	7:05 PM	3/14	@ Bridgeport	7:30 PM
12/15	@ Albany	5:00 PM	3/15	@ Albany	7:00 PM
12/16	@ Philadelphia	5:05 PM	3/16	@ Providence	4:05 PM
12/21	MANCHESTER	7:05 PM	3/19	LOWELL	7:05 PM
12/22	ALBANY	7:05 PM	3/21	ALBANY	7:05 PM
12/26	SYRACUSE	7:05 PM	3/22	PROVIDENCE	7:05 PM
12/27	@ Syracuse	7:00 PM	3/26	BRIDGEPORT	7:05 PM
12/29	BINGHAMTON	7:05 PM	3/28	HAMILTON	7:05 PM
12/31	NORFOLK	6:05 PM	3/29	@ Bridgeport	7:00 PM
1/2	SYRACUSE	7:05 PM	4/2	ALBANY	7:05 PM
1/4	@ Toronto	7:30 PM	4/4	SPRINGFIELD	7:05 PM
1/9	LAKE ERIE	7:05 PM	4/5	PHILADELPHIA	7:05 PM
1/11	HERSHEY	7:05 PM	4/6	@ Hershey	5:00 PM
1/12	PHILADELPHIA	7:05 PM	4/9	BRIDGEPORT	7:05 PM
1/18	@ Norfolk	7:15 PM	4/11	@ Albany	7:00 PM
1/19	@ Norfolk	7:15 PM	4/12	NORFOLK	7:05 PM

WILKES-BARRE/ SCRANTON

2006-07 regular season statistics

PLAYER	POS	GP	G	A	PTS	+/-	PIM	PP	SH	GW	SHOTS	
Robert Nilsson (total)	C	69	18	48	66	-4	48	8	0	3	175	
BRI	C	50	12	34	46	-2	34	5	0	1	127	
WBS	C	19	6	14	20	-2	14	3	0	2	48	
Jonathan Filewich	RW	80	30	26	56	11	38	12	2	4	220	
Kyle Brodziak	C	62	24	32	56	12	44	5	1	6	170	
Rob Schremp	C	69	17	36	53	0	36	9	0	0	160	
Micki DuPont	D	78	18	33	51	-3	101	10	0	5	266	
Stephen Dixon	C	80	17	24	41	-12	43	1	4	2	118	
Tyler Kennedy	C	40	12	25	37	15	20	5	0	0	116	
Ryan Stone	C	41	7	26	33	5	86	5	0	0	64	
Kurtis McLean	C	55	16	16	32	1	24	5	0	0	120	
Connor James	C	70	12	20	32	0	29	2	1	4	127	
Marc-Antoine Pouliot	C	33	14	17	31	-2	20	7	0	3	100	
Daniel Carillo	LW	52	21	9	30	1	183	5	0	3	147	
Matt Carkner	D	75	6	24	30	3	167	2	0	1	107	
Tom Gilbert	D	48	4	26	30	6	32	0	1	0	84	
Peter Ratchuk (total)	D	72	7	21	28	-1	96	3	0	0	177	
HOU	D	50	5	16	21	-9	74	2	0	0	126	
WBS	D	22	2	5	7	8	22	1	0	0	51	
Jean-Francois Jacques	LW	29	10	17	27	2	53	4	0	1	60	
Erik Christensen	C	16	12	12	24	7	8	7	0	3	57	
Noah Welch	D	27	5	16	21	8	24	3	0	2	59	
Ryan Lannon	D	68	0	19	19	1	71	0	0	0	57	
Alexei Mikhnov	LW	27	6	12	18	0	22	3	0	0	62	
Tyler Spurgeon	C	34	5	10	15	2	10	0	1	2	54	
Tim Wallace	LW	32	5	9	14	5	39	0	0	2	37	
Joe Jensen	LW	26	6	5	11	-1	16	2	0	0	52	
Dennis Bonvie	RW	58	2	7	9	-1	186	0	0	1	34	
Alain Nasreddine	D	19	3	5	8	9	25	1	1	0	14	
Reagan Rome (total)	D	27	1	6	7	3	20	1	0	0	29	
MTB	D	7	0	1	1	-3	2	0	0	0	4	
WBS	D	20	1	5	6	6	18	1	0	0	25	
Wade Skolney	D	62	1	6	7	6	216	1	0	0	46	
Patrick Thoresen	C	5	1	5	6	5	4	1	0	0	6	
Maxime Talbot	C	5	4	0	4	2	2	1	0	3	15	
Ryan Glenn	D	18	0	3	3	-1	6	0	0	0	22	
Curtiss Patrick	D	10	0	2	2	2	2	0	0	0	4	
Jason Deitsch	C	6	1	0	1	-1	8	0	0	0	6	
Wade Brookbank (total)	D	43	1	0	1	-4	131	0	0	0	32	
PRO	D	4	0	0	0	-2	15	0	0	0	3	
WBS	D	39	1	0	1	-2	116	0	0	0	29	
Chris Thorburn	RW	3	0	1	1	0	2	0	0	0	3	
Bryan Young (total)	D	32	0	1	1	-3	8	0	0	0	18	
MIL	D	22	0	0	0	-6	6	0	0	0	10	
WBS	D	10	0	1	1	3	2	0	0	0	8	
Nolan Schaefer (total)	G	34	0	1	1	0	0	0	0	0	0	
WOR	G	16	0	1	1	0	0	0	0	0	0	
HER	G	3	0	0	0	0	0	0	0	0	0	
WBS	G	15	0	0	0	0	0	0	0	0	0	
Jon Awe	D	2	0	0	0	0	0	0	0	0	7	
Eric Cairns	D	2	0	0	0	-4	10	0	0	0	2	
Grant McNeill	D	2	0	0	0	-1	2	0	0	0	1	
Arpad Mihaly	LW	2	0	0	0	1	0	0	0	0	6	
Paul Bissonnette	D	3	0	0	0	-1	6	0	0	0	1	
Mark Letestu	C	3	0	0	0	-1	0	0	0	0	4	
Devan Dubnyk	G	4	0	0	0	0	0	0	0	0	0	
Ronald Petrovicky	RW	4	0	0	0	-3	4	0	0	0	7	
Tim Sestito	D	4	0	0	0	-3	6	0	0	0	2	
Andrew Penner	G	28	0	0	0	0	8	0	0	0	0	
Jeff Drouin-Deslauriers	G	40	0	0	0	0	22	0	0	0	0	
GOALTENDER	GP	MIN	W	L	SOL	SO	EN	GA	AVG	SA	SV	SV%
Jeff Drouin-Deslauriers	40	2231	22	12	3	4	2	92	2.47	1001	909	0.908
Nolan Schaefer (total)	34	1887	14	16	3	1	4	83	2.64	849	766	0.902
WOR	16	921	5	8	3	0	1	43	2.88	417	374	0.897
HER	3	162	0	3	0	0	0	10	3.7	82	72	0.878
WBS	15	804	9	5	0	1	3	30	2.24	350	320	0.914
Andrew Penner	28	1610	18	7	1	3	2	78	2.91	717	639	0.891
Devan Dubnyk	4	204	2	1	0	0	0	10	2.94	69	59	0.855

WILKES-BARRE/ SCRANTON

2006-07 AHL standings

ATLANTIC DIVISION						NORTH DIVISION					
TEAM	W	L	OTL	SOL	PTS	TEAM	W	L	OTL	SOL	PTS
y Manchester	51	21	7	1	110	y Manitoba	45	23	7	5	102
x Hartford	47	29	3	1	98	x Rochester	48	30	1	1	98
x Providence	44	30	2	4	94	x Hamilton	43	28	3	6	95
x Worcester	41	28	3	8	93	x Grand Rapids	37	32	6	5	85
Lowell	38	39	6	6	88	Syracuse	34	34	4	8	80
Portland	37	31	3	9	86	Toronto	34	39	2	5	75
Springfield	28	49	1	2	59						
EAST DIVISION						WEST DIVISION					
TEAM	W	L	OTL	SOL	PTS	TEAM	W	L	OTL	SOL	PTS
y Hershey	51	17	6	6	114	y Omaha	49	25	5	1	104
x W-B/SCRANTON	51	23	2	4	108	x Chicago	46	25	3	6	101
x Norfolk	50	22	6	2	108	x Milwaukee	41	25	4	10	96
x Albany	37	36	4	3	81	x Iowa	42	34	3	1	88
Bridgeport	36	37	1	6	79	Peoria	37	33	2	8	84
Philadelphia	31	41	2	6	70	San Antonio	32	42	2	4	70
Binghamton	23	48	4	5	55	Houston	27	43	4	6	64

2007 playoff stats

PLAYER	POS	GP	G	A	PTS	+/-	PIM	PP	SH	GW	SHOTS	PCT
Robert Nilsson	C	11	3	12	15	3	8	1	0	1	31	9.7
Micki DuPont	D	11	5	9	14	6	16	3	0	0	34	14.7
Marc-Antoine Pouliot	C	11	5	5	10	2	4	1	1	0	34	14.7
Connor James	C	11	4	4	8	6	8	1	1	0	30	13.3
Tom Gilbert	D	10	1	7	8	1	10	1	0	0	22	4.5
Kurtis McLean	C	10	4	3	7	-4	4	3	0	1	24	16.7
Jonathan Filewich	RW	11	4	2	6	-8	8	3	0	2	15	26.7
Kyle Brodziak	C	11	1	5	6	-5	14	1	0	0	25	4.0
Ryan Stone	C	10	2	3	5	-7	21	1	0	0	11	18.2
Stephen Dixon	C	11	2	3	5	0	6	0	0	1	16	12.5
Joe Jensen	LW	7	2	1	3	2	6	1	0	0	7	28.6
Jean-Francois Jacques	LW	11	1	2	3	-6	43	0	0	0	24	04.2
Tim Wallace	LW	11	1	1	2	-1	2	1	0	0	9	11.1
Ryan Lannon	D	11	0	2	2	0	14	0	0	0	4	0.0
Wade Skolney	D	11	0	2	2	-3	8	0	0	0	5	0.0
Tyler Spurgeon	C	6	1	0	1	-1	4	1	0	0	8	12.5
Matt Carkner	D	8	1	0	1	-3	19	0	0	0	11	9.1
Kristopher Letang	D	1	0	1	1	0	2	0	0	0	1	0.0
Dennis Bonvie	RW	4	0	1	1	0	7	0	0	0	1	0.0
Bryan Young	D	4	0	1	1	0	2	0	0	0	1	0.0
Peter Ratchuk	D	10	0	1	1	-8	8	0	0	0	19	0.0
Nolan Schaefer	G	11	0	1	1	0	0	0	0	0	0	0.0
Mark Letestu	C	2	0	0	0	0	2	0	0	0	1	0.0
Wade Brookbank	D	5	0	0	0	-3	6	0	0	0	1	0.0
GOALTENDER	GP	MIN	W	L	EN	GA	GAA	SVS	SPCT			
Nolan Schaefer	11	699	5	6	3	32	2.75	317	.908			

WHEELING



Wheeling Nailers (ECHL)

1315 Main Street

Wheeling, WV 26003

Phone: (304) 234-4625

Fax: (304) 233-4846

Web site: www.wheelingnailers.com

President, Nailers Hockey LLC: Robert Brooks

President, Nailers Hockey LLC: James Brooks

Director of Hockey Operations/Head Coach:

Glenn Patrick

Dir. of Corporate Sales/Marketing: Craig Bommer

Dir. of Ticket/Game Night Operations: Kelly Clutter

Dir. of Broadcasting and Communications: Gary Sharp

Sales Manager: Roger Coleman

Account Manager: Chris Perez

Accountant: Linda Timberlake

Equipment Manager: Bill Higgins

Athletic Trainer: Jerry Duncan

Medical Director: Shawn Posin, MD, FACEP


Team Physician: Michael Kovalick, DO

Fitness Program Director: George Frazier, MS

2007-08 schedule

DATE	OPPONENT	TIME	DATE	OPPONENT	TIME
10/18	@ Johnstown	7:05 PM	1/15	TRENTON	7:05 PM
10/19	@ Elmira	7:35 PM	1/18	@ Elmira	7:35 PM
10/26	SOUTH CAROLINA	7:35 PM	1/19	@ Elmira	7:35 PM
10/27	DAYTON	7:35 PM	1/25	@ Cincinnati	7:30 PM
11/2	TRENTON	7:35 PM	1/26	CINCINNATI	8:00 PM
11/3	JOHNSTOWN	7:35 PM	1/27	@ Trenton	4:00 PM
11/7	@ Cincinnati	7:30 PM	2/1	CINCINNATI	7:35 PM
11/9	READING	7:35 PM	2/2	CHARLOTTE	7:35 PM
11/11	AUGUSTA	6:05 PM	2/6	@ Augusta	7:05 PM
11/16	@ Cincinnati	7:30 PM	2/8	@ Gwinnett	7:35 PM
11/17	@ Dayton	7:00 PM	2/9	@ Gwinnett	7:35 PM
11/21	DAYTON	7:05 PM	2/10	@ South Carolina	4:00 PM
11/23	@ Johnstown	7:05 PM	2/12	@ Charlotte	7:05 PM
11/24	JOHNSTOWN	7:35 PM	2/18	@ Dayton	7:00 PM
11/25	@ Trenton	4:00 PM	2/22	ELMIRA	7:35 PM
11/30	@ Trenton	7:30 PM	2/23	READING	7:35 PM
12/1	@ Johnstown	7:05 PM	2/24	READING	6:05 PM
12/2	READING	6:05 PM	2/29	JOHNSTOWN	7:35 PM
12/5	@ Reading	6:35 PM	3/1	TRENTON	7:35 PM
12/7	@ Dayton	7:00 PM	3/2	TRENTON	6:05 PM
12/8	@ Reading	7:05 PM	3/7	@ Johnstown	7:05 PM
12/9	ELMIRA	6:05 PM	3/8	@ Trenton	12:00 PM
12/14	@ Dayton	7:00 PM	3/9	READING	6:05 PM
12/15	CINCINNATI	7:35 PM	3/12	@ Cincinnati	7:30 PM
12/16	DAYTON	6:05 PM	3/14	CINCINNATI	7:35 PM
12/19	@ Cincinnati	7:30 PM	3/15	@ Reading	7:05 PM
12/21	ELMIRA	7:35 PM	3/17	@ Elmira	7:05 PM
12/22	ELMIRA	7:35 PM	3/20	@ Trenton	7:00 PM
12/27	CINCINNATI	7:05 PM	3/22	CINCINNATI	7:35 PM
12/28	JOHNSTOWN	7:35 PM	3/23	@ Johnstown	5:05 PM
12/29	@ Dayton	7:00 PM	3/28	JOHNSTOWN	7:35 PM
12/31	DAYTON	7:05 PM	3/29	@ Reading	7:05 PM
1/4	JOHNSTOWN	7:35 PM	4/2	DAYTON	7:05 PM
1/5	JOHNSTOWN	7:35 PM	4/4	@ Johnstown	7:05 PM
1/11	@ Reading	7:05 PM	4/5	@ Elmira	7:35 PM
1/12	DAYTON	7:35 PM			
1/13	TRENTON	6:05 PM			

2006-07 IN REVIEW



NHL STANDINGS

eastern conference

ATLANTIC DIVISION								
Team	Conf. Rank	GP	W	L	OT	GF	GA	PTS
y-NEW JERSEY	2	82	49	24	9	216	201	107
x-PITTSBURGH	5	82	47	24	11	277	246	105
x-NY RANGERS	6	82	42	30	10	242	216	94
x-NY ISLANDERS	8	82	40	30	12	248	240	92
PHILADELPHIA	15	82	22	48	12	214	303	56

NORTHEAST DIVISION								
Team	Conf. Rank	GP	W	L	OT	GF	GA	PTS
z-BUFFALO	1	82	53	22	7	308	242	113
x-OTTAWA	4	82	48	25	9	288	222	105
TORONTO	9	82	40	31	11	258	269	91
MONTREAL	10	82	42	34	6	245	256	90
BOSTON	13	82	35	41	6	219	289	76

SOUTHEAST DIVISION								
Team	Conf. Rank	GP	W	L	OT	GF	GA	PTS
y-ATLANTA	3	82	43	28	11	246	245	97
x-TAMPA BAY	7	82	44	33	5	253	261	93
CAROLINA	11	82	40	34	8	241	253	88
FLORIDA	12	82	35	31	16	247	257	86
WASHINGTON	14	82	28	40	14	235	286	70

x - clinched playoff spot y - clinched division z - clinched conference

western conference

CENTRAL DIVISION								
Team	Conf. Rank	GP	W	L	OT	GF	GA	PTS
z-DETROIT	1	82	50	19	13	254	199	113
x-NASHVILLE	4	82	51	23	8	272	212	110
ST LOUIS	10	82	34	35	13	214	254	81
COLUMBUS	11	82	33	42	7	201	249	73
CHICAGO	13	82	31	42	9	201	258	71

NORTHWEST DIVISION								
Team	Conf. Rank	GP	W	L	OT	GF	GA	PTS
y-VANCOUVER	3	82	49	26	7	222	201	105
x-MINNESOTA	7	82	48	26	8	235	191	104
x-CALGARY	8	82	43	29	10	258	226	96
COLORADO	9	82	44	31	7	272	251	95
EDMONTON	12	82	32	43	7	195	248	71

PACIFIC DIVISION								
Team	Conf. Rank	GP	W	L	OT	GF	GA	PTS
y-ANAHEIM	2	82	48	20	14	258	208	110
x-SAN JOSE	5	82	51	26	5	258	199	107
x-DALLAS	6	82	50	25	7	226	197	107
LOS ANGELES	14	82	27	41	14	227	283	68
PHOENIX	15	82	31	46	5	216	284	67

x - clinched playoff spot y - clinched division z - clinched conference

SEASON RECORDS

scoring leaders

RK	PLAYER	TEAM	GP	G	A	PTS	+/-	PIM	PP	SH	GW	S	5%
1	SIDNEY CROSBY	PIT	79	36	84	120	10	60	13	0	4	250	14.4
2	Joe Thornton	SJ	82	22	92	114	24	44	10	0	5	213	10.3
3	Vincent Lecavalier	TB	82	52	56	108	2	44	16	5	7	339	15.3
4	Dany Heatley	OTT	82	50	55	105	31	74	17	3	10	310	16.1
5	Martin St. Louis	TB	82	43	59	102	7	28	14	5	7	273	15.8
6	Marian Hossa	ATL	82	43	57	100	18	49	17	3	5	340	12.6
	Joe Sakic	COL	82	36	64	100	2	46	16	0	4	258	14.0
8	Jaromir Jagr	NYR	82	30	66	96	26	78	7	0	5	324	9.3
9	Marc Savard	BOS	82	22	74	96	-19	96	10	1	3	221	10.0
10	Daniel Briere	BUF	81	32	63	95	17	89	9	0	6	234	13.7

goals

1	Vincent Lecavalier	TB	52
2	Dany Heatley	OTT	50
3	Teemu Selanne	ANA	48
4	Alexander Ovechkin	WSH	46
5	Thomas Vanek	BUF	43
	Marian Hossa	ATL	43
	Martin St. Louis	TB	43
8	Ilya Kovalchuk	ATL	42
9	Simon Gagne	PHI	41
10	Jason Blake	NYI	40

assists

1	Joe Thornton	SJ	92
2	SIDNEY CROSBY	PIT	84
3	Marc Savard	BOS	74
4	Henrik Sedin	VAN	71
5	Jaromir Jagr	NYR	66
6	Joe Sakic	COL	64
7	Daniel Briere	BUF	63
8	Pavel Datsyuk	DET	60
9	Alex Tanguay	CGY	59
	Martin St. Louis	TB	59

pp goals

1	Teemu Selanne	ANA	25
2	Sheldon Souray	MTL	19
3	Ilya Kovalchuk	ATL	18
4	Chris Drury	BUF	17
	Michael Ryder	MTL	17
	Alexander Semin	WSH	17
	Dany Heatley	OTT	17
	Marian Hossa	ATL	17
	*Six tied with 16		

goaltending leaders

RK	PLAYER	TEAM	GP	MP	W-L-OT	GAA	SO	GA	SA	SV%
1	Niklas Backstrom	MIN	41	2,227	23-8-6	1.97	5	73	1,028	.929
2	Dominik Hasek	DET	56	3,341	38-11-6	2.05	8	114	1,309	.913
3	Martin Brodeur	NJ	78	4,697	48-23-7	2.18	12	171	2,182	.922
4	Marty Turco	DAL	67	3,764	38-20-5	2.23	6	140	1,564	.910
5	J.S. Giguere	ANA	56	3,245	36-10-8	2.26	4	122	1,490	.918
6	Roberto Luongo	VAN	76	4,491	47-22-6	2.29	5	171	2,169	.921
7	Evgeni Nabokov	SJ	50	2,778	25-16-4	2.29	7	106	1,227	.914
8	Henrik Lundqvist	NYR	70	4,109	37-22-8	2.34	5	160	1,927	.917
9	Vesa Toskala	SJ	38	2,142	26-10-1	2.35	4	84	915	.908
10	Chris Mason	NSH	40	2,342	24-11-4	2.38	5	93	1,244	.925

wins

1	Brodeur	NJ	48
2	Luongo	VAN	47
3	FLEURY	PIT	40
	Miller	BUF	40
	Kiprusoff	CGY	40
6	Hasek	DET	38
	Turco	DAL	38
8	Lundqvist	NYR	37
	Raycroft	TOR	37
10	Giguere	ANA	36

save %

1	Backstrom	MIN	.929
2	Mason	NSH	.925
3	Brodeur	NJ	.922
4	Luongo	VAN	.921
5	Vokoun	NSH	.920
6	DiPietro	NYI	.919
	Emery	OTT	.918
	Giguere	ANA	.918
9	Kiprusoff	CGY	.917
	Lundqvist	NYR	.917

shutouts

1	Brodeur	NJ	12
2	Hasek	DET	8
3	Kiprusoff	CGY	7
	Nabokov	SJ	7
5	Turco	DAL	6
6	FLEURY	PIT	5
	Luongo	VAN	5
	Lundqvist	NYR	5
	Emery	OTT	5
	DiPietro	NYI	5

GAME BY GAME

first half

Gm.#	Date	Opp.	Score	W/L/OT	Penguins		Winning		W-L-OT	PTS	GF-GA	PCT.	ATTN.
					Goalie(s)	Goal	Goalie(s)	Goal					
1	Oct. 5	PHI	4-0	W	Fleury	Ouellet			1-0-0	2	4-0	1.00	16,957
2	Oct. 7	DET	0-2	L	Fleury	Franzen			1-1-0	2	4-2	.500	15,318
3	Oct. 12	@NYR	6-5	W	Fleury	Crosby			2-1-0	4	10-7	.666	18,200
4	Oct. 14	CAR	1-5	L	FLEURY/Thibault	Walker			2-2-0	4	11-12	.500	14,351
5	Oct. 18	NJ	1-2	L	Fleury	Langenbrunner			2-3-0	4	12-14	.400	*17,030
6	Oct. 19	@NYI	4-3	OT (W)	Fleury	Gonchar			3-3-0	6	16-17	.500	10,258
7	Oct. 21	CBJ	5-3	W	Fleury	Malkin			4-3-0	8	21-20	.571	14,637
8	Oct. 24	NJ	4-2	W	Fleury	Staal			5-3-0	10	25-22	.625	13,190
9	Oct. 28	@PHI	8-2	W	Fleury	Talbot			6-3-0	12	33-24	.667	19,589
10	Nov. 1	@LA	4-3	OT (W)	Fleury	Malkin			7-3-0	14	37-27	.700	18,118
11	Nov. 4	@SJ	2-3	L	Fleury	Grier			7-4-0	14	39-30	.636	17,496
12	Nov. 6	@ANA	2-3	OT (L)	Thibault	Selanne			7-4-1	15	41-33	.583	16,599
13	Nov. 8	TB	3-4	OT (L)	Fleury	Lecavalier			7-4-2	16	44-37	.539	14,483
14	Nov. 10	OTT	3-6	L	Fleury	Redden			7-5-2	16	47-43	.500	*17,052
15	Nov. 11	@CAR	2-6	L	Thibault	Brind'Amour			7-6-2	16	49-49	.467	18,726
16	Nov. 13	PHI	3-2	W	Fleury	Malkin			8-6-2	18	52-51	.500	13,781
17	Nov. 17	@BUF	2-4	L	Thibault	Drury			8-7-2	18	54-55	.471	18,690
18	Nov. 18	NYR	3-1	W	Fleury	Recchi			9-7-2	20	57-56	.500	16,737
19	Nov. 20	@PHI	5-3	W	Fleury	Crosby			10-7-2	22	62-59	.526	19,349
20	Nov. 22	BOS	3-4	OT (SOL)	Fleury	Sturm			10-7-3	23	65-63	.500	*16,958
21	Nov. 24	@NYI	1-3	L	Fleury	Satan			10-8-3	23	66-66	.476	15,625
22	Nov. 25	NYR	1-2	OT (L)	Fleury	Straka			10-8-4	24	67-68	.455	*17,134
23	Nov. 28	NYI	3-2	W	Fleury	Thorburn			11-8-4	26	70-70	.478	*17,082
24	Dec. 1	@NJ	2-5	L	FLEURY/Thibault	Pandolfo			11-9-4	26	72-75	.458	13,890
25	Dec. 2	NYI	3-5	L	Fleury	Kozlov			11-10-4	26	75-80	.440	*17,025
26	Dec. 5	FLA	2-3	L	Thibault	Jokinen			11-11-4	26	77-83	.423	12,511
27	Dec. 7	@NYR	2-3	OT (SOL)	Fleury	Shanahan			11-11-5	27	79-86	.407	18,200
28	Dec. 9	@ATL	4-3	OT (W)	Fleury	Armstrong			12-11-5	29	83-89	.429	18,687
29	Dec. 11	@WSH	5-4	OT (SOW)	Fleury	Malkin			13-11-5	31	88-93	.448	14,793
30	Dec. 13	PHI	8-4	W	FLEURY/Thibault	Gonchar			14-11-5	33	96-97	.467	14,150
31	Dec. 15	NYI	7-4	W	Thibault	Talbot			15-11-5	35	103-101	.484	*17,028
32	Dec. 16	@MTL	3-6	L	Fleury	Souray			15-12-5	35	106-107	.469	21,273
33	Dec. 19	STL	1-4	L	FLEURY/Thibault	Hinote			15-13-5	35	107-111	.455	*17,017
34	Dec. 21	@ATL	3-4	OT (SOL)	Thibault	Kozlov			15-13-6	36	110-115	.441	17,328
35	Dec. 26	@NJ	0-3	L	Fleury	Zajac			15-14-6	36	110-118	.429	16,156
36	Dec. 27	ATL	2-4	L	Fleury	Kozlov			15-15-6	36	112-122	.417	*17,132
37	Dec. 29	TOR	4-1	W	Fleury	Gonchar			16-15-6	38	116-123	.432	*17,132
38	Jan. 2	CAR	3-0	W	Fleury	Crosby			17-15-6	40	119-123	.447	16,957
39	Jan. 5	@BUF	4-2	W	Fleury	Malkin			18-15-6	42	123-125	.462	18,690
40	Jan. 7	TB	2-3	OT (SOL)	Fleury	St. Louis			18-15-7	43	125-128	.450	*17,132
41	Jan. 9	@TB	2-3	L	Fleury	Karlsson			18-16-7	43	127-131	.439	19,226

*Sellout

GAME BY GAME

second half

Gm.#	Date	Opp.	Score	W/L/OT	Penguins		Winning		W-L-OT	PTS	GF-GA	PCT.	ATTN.
					Goalie(s)	Goal	Goalie(s)	Goal					
42	Jan. 10	@FLA	2-5	L	Thibault	Jokinen			18-17-7	43	129-136	.429	16,098
43	Jan. 13	@PHI	5-3	W	Fleury	Staal			19-17-7	45	134-139	.441	19,587
44	Jan. 16	NYI	5-2	W	Fleury	Crosby			20-17-7	47	139-141	.455	*16,958
45	Jan. 18	@BOS	4-5	OT (SOL)	Fleury	Kessel			20-17-8	48	143-146	.444	16,468
46	Jan. 20	TOR	8-2	W	Fleury	Recchi			21-17-8	50	151-148	.457	*17,132
47	Jan. 26	@DAL	4-3	OT (SOW)	Fleury	Christensen			22-17-8	52	155-151	.468	18,594
48	Jan. 27	@PHX	7-2	W	Thibault	Whitney			23-17-8	54	162-153	.479	18,495
49	Jan. 30	FLA	3-0	W	Fleury	Ouellet			24-17-8	56	165-153	.490	15,405
50	Feb. 1	MTL	5-4	OT (SOW)	Fleury	Malkin			25-17-8	58	170-157	.500	*17,132
51	Feb. 3	WSH	2-0	W	Fleury	Petrovicky			26-17-8	60	172-157	.510	*17132
52	Feb. 4	@MTL	3-4	OT (L)	Fleury	Souray			26-17-9	61	175-161	.500	21,273
53	Feb. 6	NSH	4-1	W	Fleury	Malkin			27-17-9	63	179-162	.509	16,333
54	Feb. 8	@PHI	5-4	OT (SOW)	Fleury	Crosby			28-17-9	65	184-166	.519	19,512
55	Feb. 10	@TOR	6-5	OT (W)	Fleury	Staal			29-17-9	67	190-171	.527	19,620
56	Feb. 14	CHI	5-4	OT (SOW)	Fleury	Christensen			30-17-9	69	195-175	.536	*17,051
57	Feb. 16	@NJ	5-4	W	Fleury	Ruutu			31-17-9	71	200-179	.544	15,404
58	Feb. 18	WSH	3-2	W	Thibault	Talbot			32-17-9	73	203-181	.552	*17,132
59	Feb. 19	@NYI	5-6	L	Fleury	Sillinger			32-18-9	73	208-187	.542	15,472
60	Feb. 22	@FLA	2-1	OT (W)	Thibault	Armstrong			33-18-9	75	210-188	.550	17,102
61	Feb. 25	@TB	1-5	L	THIBAULT/Fleury	Ranger			33-19-9	75	211-193	.541	21,119
62	Feb. 27	NJ	0-1	L	Fleury	Langenbrunner			33-20-9	75	211-194	.532	*17,006
63	Mar. 1	@NYR	4-3	OT (SOW)	Fleury	Crosby			34-20-9	77	215-197	.540	18,200
64	Mar. 2	@CAR	2-3	L	Thibault	Walker			34-21-9	77	217-200	.531	18,793
65	Mar. 4	PHI	4-3	OT (SOW)	Fleury	Christensen			35-21-9	79	221-203	.539	*17,132
66	Mar. 6	@OTT	5-4	OT (SOW) THIBAULT/Fleury	Crosby				36-21-9	81	226-207	.546	20,074
67	Mar. 8	NJ	3-4	OT (SOL)	Fleury	Elias			36-21-10	82	229-211	.537	*17,132
68	Mar. 10	NYR	3-2	OT (W)	Fleury	Armstrong			37-21-10	84	232-213	.544	*17,132
69	Mar. 13	BUF	5-4	OT (SOW)	Fleury	Crosby			38-21-10	86	237-217	.550	*17,132
70	Mar. 14	@NJ	3-0	W	Thibault	Ruutu			39-21-10	88	240-217	.557	14,862
71	Mar. 16	MTL	6-3	W	Fleury	Roberts			40-21-10	90	246-220	.563	*17,132
72	Mar. 18	OTT	4-3	OT (SOW)	Fleury	Ruutu			41-21-10	92	250-223	.569	*17,132
73	Mar. 19	@NYR	1-2	L	Thibault	Jagr			41-22-10	92	251-225	.562	18,200
74	Mar. 22	@NYI	1-3	L	Fleury	Blake			41-23-10	92	252-228	.554	14,574
75	Mar. 24	ATL	2-1	W	Thibault	Staal			42-23-10	94	254-229	.560	*17,132
76	Mar. 25	BOS	5-0	W	Fleury	Malkin			43-23-10	96	259-229	.566	*17,132
77	Mar. 27	@WSH	4-3	W	Fleury	Whitney			44-23-10	98	263-232	.571	18,277
78	Mar. 29	@BOS	4-2	W	Fleury	Christensen			45-23-10	100	267-234	.577	17,095
79	Mar. 31	@TOR	4-5	OT (L) FLEURY/Thibault	Kaberle				45-23-11	101	271-239	.570	19,649
80	Apr. 3	BUF	1-4	L	Fleury	Roy			45-24-11	101	272-243	.563	*17,132
81	Apr. 5	@OTT	3-2	W	Fleury	Talbot			46-24-11	103	275-245	.568	20,064
82	Apr. 7	NYR	2-1	W	Fleury	Recchi			47-24-11	105	277-246	.573	*17,132

*Sellout

GAME BY GAME

home games

Gm.#	Date	Opp.	Score	W/L/OT	Penguins		Winning		W-L-OT	PTS	GF-GA	PCT.	ATTN.
					Goalie(s)	Goal	Goalie(s)	Goal					
1	Oct. 5	PHI	4-0	W	Fleury	Ouellet			1-0-0	2	4-0	1.00	16,957
2	Oct. 7	DET	0-2	L	Fleury	Franzen			1-1-0	2	4-2	.500	15,318
3	Oct. 14	CAR	1-5	L	FLEURY/Thibault	Walker			1-2-0	2	5-7	.333	14,351
4	Oct. 18	NJ	1-2	L	Fleury	Langenbrunner			1-3-0	2	6-9	.250	*17,030
5	Oct. 21	CBJ	5-3	W	Fleury	Malkin			2-3-0	4	11-12	.400	14,637
6	Oct. 24	NJ	4-2	W	Fleury	Staal			3-3-0	6	15-14	.500	13,190
7	Nov. 8	TB	3-4	OT (L)	Fleury	Lecavalier			3-3-1	7	18-18	.429	14,483
8	Nov. 10	OTT	3-6	L	Fleury	Redden			3-4-1	7	21-24	.375	*17,052
9	Nov. 13	PHI	3-2	W	Fleury	Malkin			4-4-1	9	24-26	.444	13,781
10	Nov. 18	NYR	3-1	W	Fleury	Recchi			5-4-1	11	27-27	.500	16,737
11	Nov. 22	BOS	3-4	OT (SOL)	Fleury	Sturm			5-4-2	12	30-31	.455	*16,958
12	Nov. 25	NYR	1-2	OT (L)	Fleury	Straka			5-4-3	13	31-33	.417	*17,134
13	Nov. 28	NYI	3-2	W	Fleury	Thorburn			6-4-3	15	34-35	.462	*17,082
14	Dec. 2	NYI	3-5	L	Fleury	Kozlov			6-5-3	15	37-40	.429	*17,025
15	Dec. 5	FLA	2-3	L	Thibault	Jokinen			6-6-3	15	39-43	.400	12,511
16	Dec. 13	PHI	8-4	W	FLEURY/Thibault	Gonchar			7-6-3	17	47-47	.438	14,150
17	Dec. 15	NYI	7-4	W	Thibault	Talbot			8-6-3	19	54-51	.471	*17,028
18	Dec. 19	STL	1-4	L	FLEURY/Thibault	Hinote			8-7-3	19	55-55	.444	*17,017
19	Dec. 27	ATL	2-4	L	Fleury	Kozlov			8-8-3	19	57-59	.421	*17,132
20	Dec. 29	TOR	4-1	W	Fleury	Gonchar			9-8-3	21	61-60	.450	*17,132
21	Jan. 2	CAR	3-0	W	Fleury	Crosby			10-8-3	23	64-60	.476	16,957
22	Jan. 7	TB	2-3	OT (SOL)	Fleury	St. Louis			10-8-4	24	66-63	.455	*17,132
23	Jan. 16	NYI	5-2	W	Fleury	Crosby			11-8-4	26	71-65	.478	*16,958
24	Jan. 20	TOR	8-2	W	Fleury	Recchi			12-8-4	28	79-67	.500	*17,132
25	Jan. 30	FLA	3-0	W	Fleury	Ouellet			13-8-4	30	82-67	.520	15,405
26	Feb. 1	MTL	5-4	OT (SOW)	Fleury	Malkin			14-8-4	32	87-71	.539	*17,132
27	Feb. 3	WSH	2-0	W	Fleury	Petrovicky			15-8-4	34	89-71	.556	*17132
28	Feb. 6	NSH	4-1	W	Fleury	Malkin			16-8-4	36	93-72	.571	16,333
29	Feb. 14	CHI	5-4	OT (SOW)	Fleury	Christensen			17-8-4	38	98-76	.586	*17,051
30	Feb. 18	WSH	3-2	W	Thibault	Talbot			18-8-4	40	101-78	.600	*17,132
31	Feb. 27	NJ	0-1	L	Fleury	Langenbrunner			18-9-4	40	101-79	.581	*17,006
32	Mar. 4	PHI	4-3	OT (SOW)	Fleury	Christensen			19-9-4	42	105-82	.594	*17,132
33	Mar. 8	NJ	3-4	OT (SOL)	Fleury	Elias			19-9-5	43	108-86	.576	*17,132
34	Mar. 10	NYR	3-2	OT (W)	Fleury	Armstrong			20-9-5	45	111-88	.588	*17,132
35	Mar. 13	BUF	5-4	OT (SOW)	Fleury	Crosby			21-9-5	47	116-92	.600	*17,132
36	Mar. 16	MTL	6-3	W	Fleury	Roberts			22-9-5	49	122-95	.611	*17,132
37	Mar. 18	OTT	4-3	OT (SOW)	Fleury	Ruutu			23-9-5	51	126-98	.622	*17,132
38	Mar. 24	ATL	2-1	W	Thibault	Staal			24-9-5	53	128-99	.632	*17,132
39	Mar. 25	BOS	5-0	W	Fleury	Malkin			25-9-5	55	133-99	.641	*17,132
40	Apr. 3	BUF	1-4	L	Fleury	Roy			25-10-5	55	134-103	.625	*17,132
41	Apr. 7	NYR	2-1	W	Fleury	Recchi			26-10-5	57	136-104	.634	*17,132

*Sellout

GAME BY GAME

road games

Gm.#	Date	Opp.	Score	W/L/OT	Penguins		Winning		W-L-OT	PTS	GF-GA	PCT.	ATTN.
					Goalie(s)	Goal	Goalie(s)	Goal					
1	Oct. 12	@NYR	6-5	W	Fleury	Crosby			1-0-0	2	6-5	1.00	18,200
2	Oct. 19	@NYI	4-3	OT (W)	Fleury	Gonchar			2-0-0	4	10-8	1.00	10,258
3	Oct. 28	@PHI	8-2	W	Fleury	Talbot			3-0-0	6	18-10	1.00	19,589
4	Nov. 1	@LA	4-3	OT (W)	Fleury	Malkin			4-0-0	8	22-13	1.00	18,118
5	Nov. 4	@SJ	2-3	L	Fleury	Grier			4-1-0	8	24-16	.800	17,496
6	Nov. 6	@ANA	2-3	OT (L)	Thibault	Selanne			4-1-1	9	26-19	.667	16,599
7	Nov. 11	@CAR	2-6	L	Thibault	Brind'Amour			4-2-1	9	28-25	.571	18,726
8	Nov. 17	@BUF	2-4	L	Thibault	Drury			4-3-1	9	30-29	.500	18,690
9	Nov. 20	@PHI	5-3	W	Fleury	Crosby			5-3-1	11	35-32	.556	19,349
10	Nov. 24	@NYI	1-3	L	Fleury	Satan			5-4-1	11	36-35	.500	15,625
11	Dec. 1	@NJ	2-5	L	FLEURY/Thibault	Pandolfo			5-5-1	11	38-40	.455	13,890
12	Dec. 7	@NYR	2-3	OT (SOL)	Fleury	Shanahan			5-5-2	12	40-43	.417	18,200
13	Dec. 9	@ATL	4-3	OT (W)	Fleury	Armstrong			6-5-2	14	44-46	.462	18,687
14	Dec. 11	@WSH	5-4	OT (SOW)	Fleury	Malkin			7-5-2	16	49-50	.500	14,793
15	Dec. 16	@MTL	3-6	L	Fleury	Souray			7-6-2	16	52-56	.467	21,273
16	Dec. 21	@ATL	3-4	OT (SOL)	Thibault	Kozlov			7-6-3	17	55-60	.438	17,328
17	Dec. 26	@NJ	0-3	L	Fleury	Zajac			7-7-3	17	55-63	.412	16,156
18	Jan. 5	@BUF	4-2	W	Fleury	Malkin			8-7-3	19	59-65	.444	18,690
19	Jan. 9	@TB	2-3	L	Fleury	Karlsson			8-8-3	19	61-68	.421	19,226
20	Jan. 10	@FLA	2-5	L	Thibault	Jokinen			8-9-3	19	63-73	.400	16,098
21	Jan. 13	@PHI	5-3	W	Fleury	Staal			9-9-3	21	68-76	.429	19,587
22	Jan. 18	@BOS	4-5	OT (SOL)	Fleury	Kessel			9-9-4	22	72-81	.409	16,468
23	Jan. 26	@DAL	4-3	OT (SOW)	Fleury	Christensen			10-9-4	24	76-84	.435	18,594
24	Jan. 27	@PHX	7-2	W	Thibault	Whitney			11-9-4	26	83-86	.458	18,495
25	Feb. 4	@MTL	3-4	OT (L)	Fleury	Souray			11-9-5	27	86-90	.440	21,273
26	Feb. 8	@PHI	5-4	OT (SOW)	Fleury	Crosby			12-9-5	29	91-94	.462	19,512
27	Feb. 10	@TOR	6-5	OT (W)	Fleury	Staal			13-9-5	31	97-99	.482	19,620
28	Feb. 16	@NJ	5-4	W	Fleury	Ruutu			14-9-5	33	102-103	.500	15,404
29	Feb. 19	@NYI	5-6	L	Fleury	Sillinger			14-10-5	33	107-109	.483	15,472
30	Feb. 22	@FLA	2-1	OT (W)	Thibault	Armstrong			15-10-5	35	109-110	.500	17,102
31	Feb. 25	@TB	1-5	L	THIBAULT/Fleury	Ranger			15-11-5	35	110-115	.484	21,119
32	Mar. 1	@NYR	4-3	OT (SOW)	Fleury	Crosby			16-11-5	37	114-118	.500	18,200
33	Mar. 2	@CAR	2-3	L	Thibault	Walker			16-12-5	37	116-121	.485	18,793
34	Mar. 6	@OTT	5-4	OT (SOW)	THIBAULT/Fleury	Crosby			17-12-5	39	121-125	.500	20,074
35	Mar. 14	@NYI	3-0	W	Thibault	Ruutu			18-12-5	41	124-125	.514	14,862
36	Mar. 19	@NJ	1-2	L	Thibault	Jagr			18-13-5	41	125-127	.500	18,200
37	Mar. 22	@NYI	1-3	L	Fleury	Blake			18-14-5	41	126-130	.487	14,574
38	Mar. 27	@WSH	4-3	W	Fleury	Whitney			19-14-5	43	130-133	.500	18,277
39	Mar. 29	@BOS	4-2	W	Fleury	Christensen			20-14-5	45	134-135	.513	17,095
40	Mar. 31	@TOR	4-5	OT (L)	FLEURY/Thibault	Kaberle			20-14-6	46	138-140	.500	19,649
41	Apr. 5	@OTT	3-2	W	Fleury	Talbot			21-14-6	48	141-142	.512	20,064

*Sellout

STATISTICS

2006-07 scoring

POS	NAME	GP	G	A	PTS	+/-	PIM	PP	SH	GW	S	PCT	TOI
C	SIDNEY CROSBY	79	36	84	120	10	60	13	0	4	250	14.4	20:45
C	EVGENI MALKIN*	78	33	52	85	2	80	16	0	6	242	13.6	19:09
R	MARK RECCHI	82	24	44	68	1	62	14	0	3	190	12.6	19:42
D	SERGEI GONCHAR	82	13	54	67	-5	72	10	1	3	191	6.8	26:33
D	RYAN WHITNEY	81	14	45	59	9	77	9	0	2	129	10.9	23:56
R	MICHEL OUELLET	73	19	29	48	-3	30	11	0	2	148	12.8	13:19
C	JORDAN STAAL*	81	29	13	42	16	24	4	7	4	131	22.1	14:56
L	GARY ROBERTS	69	20	22	42	0	97	6	0	4	125	16	16:43
R	COLBY ARMSTRONG	80	12	22	34	2	67	1	1	3	145	8.3	16:49
C	ERIK CHRISTENSEN	61	18	15	33	-3	26	6	0	1	133	13.5	11:37
L	RYAN MALONE	64	16	15	31	4	71	1	1	0	125	12.8	16:15
C	MAXIME TALBOT	75	13	11	24	-2	53	0	4	4	88	14.8	13:53
R	GEORGES LARAQUE	73	5	19	24	4	70	1	0	0	44	11.4	9:39
L	JARKKO RUUTU	81	7	9	16	0	125	0	0	2	63	11.1	9:19
R	NILS EKMAN	34	6	9	15	-14	24	2	0	0	69	8.7	13:48
D	JOSEF MELICHAR	70	1	11	12	1	44	0	0	0	57	1.8	18:49
D	ROBERT SCUDERI	78	1	10	11	3	28	0	0	0	31	3.2	18:48
D	JOEL KWIATKOWSKI	42	5	5	10	-6	20	1	0	2	46	10.9	9:48
L	JOHN LECLAIR	21	2	5	7	-2	12	1	0	0	27	7.4	11:51
R	RONALD PETROVICKY	31	3	3	6	4	28	0	0	1	27	11.1	8:20
D	BROOKS ORPIK	70	0	6	6	4	82	0	0	0	59	0	16:36
C	CHRIS THORBURN*	39	3	2	5	1	69	0	0	1	40	7.5	7:53
D	ALAIN NASREDDINE	44	1	4	5	12	18	0	0	0	29	3.4	15:46
D	MARK EATON	35	0	3	3	-6	16	0	0	0	22	0	19:12
D	KRISTOPHER LETANG*	7	2	0	2	-3	4	2	0	0	8	25	11:33
D	MICKI DUPONT	3	0	1	1	-3	4	0	0	0	6	0	13:48
D	ERIC CAIRNS	1	0	0	0	0	5	0	0	0	0	0	0:42
PENGUINS TOTALS		82	277	493	776	---	1268	98	14	42	2425	11.4	---

* Rookie

2006-07 goaltenders

GOALTENDER	GP	W-L-OT	SA	GA	GAA	SV	SV%	SO	EN	TOI
MARC-ANDRE FLEURY	67	40-16-9	1954	184	2.83	1770	0.906	5	2	3,905:28
JOCELYN THIBAUT	22	7-8-2	572	52	2.83	520	0.909	1	2	1,101:15
PITTSBURGH TOTALS	89	47-24-11	2526	236	2.83	2390	0.92	6	5	5,006:43

FAST FACTS

RECORD IN 10-GAME SEGMENTS

GAMES	RECORD	PTS	GF	GA
1-10	7-3-0	14	37	27
11-20	3-4-3	9	28	36
21-30	4-4-2	10	31	34
31-40	4-4-2	10	29	31
41-50	7-2-1	15	45	29
51-60	8-1-1	17	40	31
61-70	6-3-1	13	30	29
71-80	6-3-1	13	32	26
81-82	2-0-0	4	5	3
TOTALS	47-24-11	105	277	246

RECORD BY MONTHS

OCTOBER	6-3-0
NOVEMBER	5-5-4
DECEMBER	5-7-2
JANUARY	8-2-2
FEBRUARY	9-3-1
MARCH	12-3-2
APRIL	2-1-0

RECORD VS. DIVISIONS/CONFERENCE

	W	L	OT	PTS	PCT
ATLANTIC	20	9	3	43	.625
NORTHEAST	12	4	4	28	.600
SOUTHEAST	9	8	3	21	.450
vs. CONF.	41	21	10	92	.569
CENTRAL	3	2	0	6	.600
PACIFIC	3	1	1	7	.600
NORTHWEST	0	0	0	0	.000
vs. CONF.	6	3	1	13	.600

LEAGUE RANKINGS

	No.	Rank
Goal Scoring	267	5th
Goals Allowed	240	14th
Power-play Proficiency	20.3	5th
Power-play Goals Scored	94	1st
Power-play Goals Allowed	75	18th
Penalty-killing Efficiency	82.1	17th
Short-handed Goals Scored	14	5th
Short-handed Goals Against	13	26th
Points	109	9th
Wins	47	11th
Losses	34	25th
Home Wins	26	8th
Road Wins	21	11th
Penalty Minutes	1211	21st

SITUATIONAL RECORDS

Record In Back To Back Games	13-15-2	Record Scoring Five Or More Goals	19-1-0
First Game	8-7-0	Record Scoring Four Goals	14-0-2
Second Game	5-8-2	Record Scoring Three Goals	9-3-5
Record In Overtime	16-5-6	Record Scoring Two Or Fewer Goals	5-20-4
Record In Shootout	10-6	Record Allowing Two Or Fewer Goals	23-4-1
Record When Scoring First	29-8-6	Record Allowing Three Goals	13-7-3
Record When Opponent Scored First	18-16-5	Record Allowing Four Goals	9-4-5
Record When Leading After First Period	25-6-6	Record Allowing Five Or More Goals	2-9-2
Record When Trailing After First Period	9-9-3	First-Half Record	18-16-7
Record When Tied After First Period	13-9-2	Second-Half Record	29-8-4
Record When Leading After Two Periods	28-0-5	Home Record	26-10-5
Record When Trailing After Two Periods	6-20-4	First Half	10-8-4
Record When Tied After Two Periods	13-4-2	Second Half	16-2-1
Record In One-Goal Games	25-8-11	Road Record	21-14-6
Record In Two-Goal Games	8-6	First Half	8-8-3
Record In Three-Or-More-Goal Games	14-10	Second Half	13-6-3

TRANSACTIONS

Sept. 27 – Claimed forward Karl Stewart off waivers from Anaheim
Oct. 3 – Claimed forward Chris Thorburn off waivers from Buffalo
Oct. 23 – Recalled defenseman Noah Welch from Wilkes-Barre/Scranton
Oct. 24 – Recalled center Maxime Talbot from Wilkes-Barre/Scranton
Oct. 26 – Forward Karl Stewart claimed off waivers by Chicago
Oct. 26 – Eric Cairns assigned to Wilkes-Barre/Scranton for conditioning
Oct. 30 – Recalled Eric Cairns from Wilkes-Barre/Scranton
Oct. 30 – Returned defenseman Kris Letang to Val d’Or
Nov. 10 – Ronald Petrovicky assigned to Wilkes-Barre/Scranton for conditioning
Nov. 18 – Ronald Petrovicky recalled from Wilkes-Barre/Scranton
Nov. 22 – Recalled Erik Christensen from Wilkes-Barre/Scranton
Nov. 30 – Andre Roy assigned to Wilkes-Barre/Scranton
Dec. 1 – John LeClair assigned to Wilkes-Barre/Scranton
Dec. 4 – Noah Welch assigned to Wilkes-Barre/Scranton
Dec. 4 – Recalled defenseman Alain Nasreddine from Wilkes-Barre/Scranton
Dec. 4 – Recalled defenseman Micki DuPont from Wilkes-Barre/Scranton
Dec. 7 – John LeClair assigned to Wilkes-Barre/Scranton
Dec. 19 – Acquired defenseman Wade Brookbank from Boston for future considerations; Assigned to Wilkes-Barre/Scranton
Jan. 10 – Recalled defenseman Noah Welch from Wilkes-Barre/Scranton
Jan. 21 – Noah Welch assigned to Wilkes-Barre/Scranton
Jan. 25 – Recalled defenseman Noah Welch from Wilkes-Barre/Scranton
Jan. 29 – Noah Welch assigned to Wilkes-Barre/Scranton
Feb. 3 – Recalled defenseman Noah Welch from Wilkes-Barre/Scranton
Feb. 5 – Noah Welch assigned to Wilkes-Barre/Scranton
Feb. 20 – Chris Thorburn assigned to Wilkes-Barre/Scranton for conditioning
Feb. 25 – Recalled forward Chris Thorburn from Wilkes-Barre/Scranton
Feb. 27 – Acquired goaltender Nolan Schaefer from San Jose for a 2007 seventh-round draft choice; Assigned to Wilkes-Barre/Scranton
Feb. 27 – Acquired forward Gary Roberts from Florida for defenseman Noah Welch
Feb. 27 – Acquired forward Georges Laraque from Phoenix for a 2008 third-round draft choice.
Feb. 27 – Acquired defenseman Joel Kwiatkowski from Florida for a 2007 fourth-round draft choice
Feb. 27 – Acquired a 2007 third-round draft choice from Minnesota for center Dominic Moore.

HIGHLIGHTS

Oct. 5 – Marc-Andre Fleury recorded his third-career shutout with 40 saves against the Philadelphia Flyers on opening night at Mellon Arena. Fleury set an NHL record for number of saves in an opening-game shutout.
Oct. 12 – Jordan Staal scored his first NHL goal in a 6-5 road win against the New York Rangers.
Oct. 12 – Staal (age 18), Kris Letang (age 19) and Sidney Crosby (age 19) each scored a goal for the Penguins in a 6-5 victory over the Rangers, becoming the first trio of teenagers on one team to score in the same game since Oct. 17, 1982, when Buffalo’s Dave Andreychuk, Paul Cyr and Phil Housley tallied for the Sabres in a 6-4 victory over the Edmonton Oilers.
Oct. 18 – Evgeni Malkin made his NHL debut and scored a goal against New Jersey’s Martin Brodeur.
Oct. 21 – Staal scored a pair of short-handed goals against Columbus to become the first player since 1982 to score his first three NHL goals short-handed. Bill Gardner (Chicago) also scored his first three NHL goals short-handed. Both he and Staal played junior hockey for Peterborough.
Oct. 21 – Staal (18 years, 41 days) became the youngest NHL player to score two or more goals in one game since Dec. 21, 1943 when Bep Guidolin (18 years, 12 days) scored twice for Boston in an 8-5 win over Toronto.
Oct. 21 – Staal became the youngest NHL player ever to score a pair of short-handed goals in one game, breaking the record set by Radek Dvorak (Florida) on Dec. 12, 1997 (20 years, 278 days).
Oct. 21 – Staal became the youngest player in NHL history to score on a penalty shot, breaking the record previously held by Nathan Horton (Florida) (18 years, 224 days) on Jan. 8, 2004.
Oct. 28 – Sidney Crosby tallied his first NHL hat-trick in a win against the Philadelphia Flyers.
Oct. 28 – Staal recorded his first assist in the NHL.
Nov. 1 – Malkin became the first player in 89 years to tally goals in each of his first six NHL games. Malkin tallied the milestone goal at 8:29 of the first period and added the game-winner at 2:45 of overtime in the Penguins’ 4-3 victory at Los Angeles. Before Malkin, only three players in NHL history had scored at least one goal in each of their first six (or more) games and all did so in 1917-18, the NHL’s inaugural season: Montreal’s Joe Malone, Ottawa’s Cy Denney and Montreal’s Newsy Lalonde tallied goals their first 14, 12 and eight games, respectively.
Nov. 2 – Malkin is named the NHL’s Rookie of the Month for October.
Nov. 4 – Fleury started in his 11th-straight NHL game, a career high.
Nov. 6 – Chris Thorburn recorded his first NHL goal and assist in a win at Anaheim.
Nov. 8 – Nils Ekman recorded his first NHL hat-trick. The natural hat-trick came in a span of 4:10 near the end of the second period. It was the fastest three goals scored by a Penguins player in the organization’s history. Lowell MacDonald held the previous mark with three goals in 4:17 on Nov. 13, 1973 against Minnesota.
Nov. 20 – Crosby skated in his 100th career contest at Philadelphia. Crosby recorded 132 points (49+83) through his first 100 games – the second highest total for any active NHL player. Teemu Selanne had 152 points in his first 100 NHL games.
Nov. 22 – Malkin scored his 10th goal of the season. That gave both Malkin (age 20) and Sidney Crosby (19) at least 10 goals through November. The only other teammates under the age of 21 to achieve this were Wayne Gretzky (31), Mark Messier (17) and Paul Coffey (14) in 1981 for the Edmonton Oilers.
Nov. 25 – Sergei Gonchar tallied his 500th career point with an assist against the New York Rangers.

HIGHLIGHTS

Dec. 1 – Malkin was named NHL Rookie of the Month for the second consecutive month. Malkin is the only player to achieve this since 1986 when Ron Hextall won the award twice in a row for the Flyers.

Dec. 13 – Gonchar racked up a career-best five points (2+3) in an 8-4 home win over the Flyers.

Dec. 13 – Crosby posted the first six-point game (1+5) of his career. The surge put him in the NHL scoring lead at only age 19. The only other teenager to hold the NHL lead in points at any time in the league's "modern era" was Gretzky, briefly near the end of the 1979-80 season and early in the 1980-81 campaign.

Dec. 13 – Ryan Malone notched the first four-point game of his NHL career.

Dec. 15 – Crosby's four-point night against the New York Islanders made him only the third teenager in NHL history to record 10 or more points over a span of two team games. Gretzky did it in February 1980 and Los Angeles' Jimmy Carson in March 1988. Both Gretzky and Carson had 10 points in two games.

Dec. 15 – Malone scored his first-career hat-trick. Malone's father, Greg, had a hat-trick for the Penguins in 1978-79. The Malones are the second father/son pair to record a hat-trick for the same franchise. Ken Hodge Sr. and Ken Hodge Jr. did it for the Bruins.

Dec. 15 – Mark Recchi tallied his 800th career assist.

Dec. 16 – Alain Nasreddine recorded his first NHL point – a goal – at Montreal.

Dec. 16 – Ryan Whitney played in his 100th career NHL game when the Penguins played the Canadiens.

Dec. 19 – Crosby tallied his 100th career assist in the NHL in a game against the St. Louis Blues.

Dec. 19 – Fleury played in his 100th career NHL game.

Dec. 19 – Rob Scuderi appeared in his 100th career NHL game.

Dec. 21 – Staal became the fifth rookie in NHL history to score five-or-more short-handed goals in one season. The others to do that were Gerry Minor (six, 1980-81 Canucks), John Madden (six, 1999-2000 Devils), Dennis Maruk (five, 1975-76 Golden Seals) and Guy Carbonneau (five, 1982-83 Canadiens). It set a Penguins rookie record.

Dec. 29 – Crosby collected three assists against Toronto. It gave him 118 points (37+81) in 78 games in the calendar year of 2006 – tops in the NHL.

Jan. 7 – Recchi scored his 1,300th career NHL point when he tallied a goal and had an assist vs. Tampa Bay.

Jan. 7 – The Penguins played before a sell-out crowd for the 13th time this season. Last year, the team had just 12 sellouts on the season.

Jan. 16 – Recchi played in the 1,300th game of his NHL career. Recchi had an assist in the 5-2 victory over the Islanders.

Jan. 20 – Malone tallied his 100th career NHL point in an 8-2 win over the Toronto Maple Leafs.

Jan. 20 – Malkin recorded the first five-point game of his NHL career with five assists in a home win over Toronto.

Jan. 20 – Recchi tallied his seventh-career hat-trick in a game against the Maple Leafs.

Jan. 24 – Crosby led the fan balloting for the All-Star Game with 825,783 votes. At 19 years, five months, Crosby is the youngest player voted to start the All-Star Game since fan balloting began in 1986. The youngest starter previously was the Penguins' Jaromir Jagr, elected to the Prince of Wales Conference lineup for the 1992 All-Star Game in Philadelphia (19 years, 11 months).

Jan. 26 – Recchi became the 38th player in NHL history to reach the 500-career goal plateau with a pair of tallies in a win over the Dallas Stars.

HIGHLIGHTS

Feb. 1 – Fleury saw his shutout streak end at 106:15. It spanned one game and parts of two others.

Feb. 3 – Fleury posted his fourth shutout of the season in a 2-0 win over Washington.

Feb. 8 – Staal scored his 20th goal of the season in a win over the Philadelphia Flyers, making him the third player under the age of 21 to score 20 or more goals this season for the Penguins. Malkin (20), Crosby (19) and Staal (18) all have reached the 20-goal mark on the season. The last team to have three players score 20 or more goals in the same season before their 21st birthday was Edmonton in 1981-82 (Gretzky, Messier and Paul Coffey). Gretzky and Messier both turned 21 years old in January that season but they each reached the 20-goal mark before their 21st birthday. Coffey did not turn 21 until after the season ended.

Feb. 8 – Staal (at age 18 years, 151 days) is the third-youngest player in NHL history to reach the 20-goal plateau. He trails Toronto's Ted Kennedy (18 years, 79 days in 1943-44) and Crosby (18 years, 149 days in 2005-06) when they reached the 20-goal plateau.

Feb. 10 – Colby Armstrong played in his 100th career game while visiting the Maple Leafs.

Feb. 10 – Staal became the youngest player (18 years, 153 days) to record a hat-trick in NHL history. He broke the record held by Jack Hamilton, who was 18 years, 185 days old when he tallied four goals for Toronto against the Rangers on Dec. 4, 1943. The only Penguins rookies to record a hat trick prior to Staal were Pierre Larouche (March 12, 1975 vs. Boston), Doug Shedden (Jan. 2, 1982 vs. Hartford), Andy Brickley (Dec. 26, 1983 vs. Rangers), Jagr (Feb. 2, 1991 vs. Boston) and Toby Petersen (Oct. 16, 2001 vs. Ottawa)

Feb. 14 – Gonchar played in his 800th career NHL contest as the Penguins welcomed Chicago.

Feb. 14 – Malkin scored a goal to give him at least one point in 13-straight home games, which broke the Penguins rookie record established by Mario Lemieux in 1984-85. Malkin had 20 points (5+15) in that 13-game span.

Feb. 16 – Michel Ouellet played in his 100th game as the Penguins extended their road unbeaten streak to eight games (6-0-2), which matched the franchise record for the longest streak of points in consecutive road games, which the Penguins first established from March 14-April 14, 1993.

Feb. 18 – Malkin extended his home point streak to 14 games (6+15) with a goal against the Capitals. It's the longest such streak by a rookie on any team in NHL history since Teemu Selanne had a pair of 13-game home point streaks for Winnipeg in 1992-93.

Feb. 18 – Recchi scored his 20th goal of the season in a 3-2 victory over the Washington Capitals. He reached 20 goals for the 15th time in his career. He has scored 20 or more goals in the last seven-straight seasons.

Feb. 19 – The Penguins saw their 16-game points streak stopped at 14-0-2 with a 6-5 defeat at the New York Islanders. They had gone 39 days without a loss in regulation Jan. 10-Feb. 22. It was the second-longest points streak in franchise history. The 1992-93 Penguins earned a point in 18-straight contests (17-0-1) to close the regular season. Fleury was 12-0-2 in the Penguins' points streak this season.

Feb. 19 – Malone became the first player in NHL history to record a hat-trick and score all three of his goals in the first minute of each period – No. 1, 45 seconds into the first period; No. 2, 49 seconds into second period and No. 3, 48 seconds into third period.

Feb. 22 – Malone played in his 200th NHL game.

March 1 – Staal tallied his sixth short-handed goal of the year, which gave him a share of the NHL record for rookie short-handed goals with Minor and Madden.

March 1 – Brooks Orpik played in his 200th NHL game.

March 2 – With a first-period goal against Carolina's Cam Ward, Crosby becomes the youngest player in NHL history to reach 200 career points at age 19 years, 207 days. Gretzky is the only player in NHL history to reach 200 career points while still a teenager (age 19 years, 347 days).

HIGHLIGHTS

March 4 – The Penguins completed a season sweep of the Flyers with a 4-3 overtime shootout victory at Mellon Arena. It gave the Penguins wins in all eight of their games with Philadelphia in 2006-07. It is first time Pittsburgh has beaten an opponent eight times in one season. Previously, the only teams Pittsburgh had swept in a season series of six or more games were Boston (6-0-0, 1993-94), Ottawa (6-0-0, 1995-96) and Carolina (6-0-0, 1997-98). Also prior to this season, Penguins had never beaten the Flyers more than five times in one campaign, the most recent coming in 1992-93.

March 6 – Staal tallied his seventh short-handed goal of the year to set a new NHL rookie record.

March 8 – Malkin scored his 30th goal of the season in a 4-3 overtime shootout loss to New Jersey.

March 10 – Crosby scored a goal to reach 100 points for the second-straight season. He is just the fifth player in NHL history to score 100 points or more in each of his first two NHL seasons (Mario Lemieux, Peter Stastny, Wayne Gretzky, Mike Rogers).

March 10 – Armstrong's overtime goal gave the Penguins a 3-2 win over the Rangers. It was Armstrong's third overtime-winning goal of the season. That matched Jagr's team record established in 1998-99 and matched by Aleksey Morozov (2003-04), Ryan Malone (2003-04) and Crosby (2005-06)

March 13 – Governor Ed Rendell, Allegheny County Chief Executive Dan Onorato and Mayor Luke Ravenstahl joined Pittsburgh Penguins co-owners Mario Lemieux and Ron Burkle in announcing a deal for a new multi-purpose arena that will keep the Penguins in Pittsburgh for at least the next 30 years.

March 13 – Fleury earned his 50th career win with an overtime shootout victory over Buffalo.

March 14 – Jocelyn Thibault earned his first shutout in a Penguins uniform with a 3-0 win at New Jersey. He stopped all 24 shots he faced. It was the Penguins' first-ever shutout in New Jersey.

March 16 – Crosby scored his 30th goal of the year.

March 18 – Josef Melichar played in his 300th NHL game.

March 18 – The Penguins' 4-3 shootout victory over Ottawa gave the Penguins 92 points for the season, a 34-point improvement over their 58-point finish of last season. That 34-point improvement was the biggest single-season jump in team history, surpassing the 32-point improvement of the 1992-93 Penguins.

March 19 – Thibault's shutout streak came to an end at 141:14. It spanned one game and parts of two others.

March 25 – Fleury stopped all 29 shots he faced to pick up his fifth shutout of the season in a 5-0 win over Boston. He is the first Pittsburgh goaltender to earn a shutout victory over Boston since Jim Rutherford on Jan. 20, 1973.

March 27 – Malkin notched his 50th assist of the season.

March 27 – The Penguins rallied from a two-goal deficit to post a 4-3 win in Washington to clinch their first playoff berth since 2001. The victory over the Capitals gives the Penguins 40 more points than their 2005-06 total. It's only the sixth time in NHL history a team has produced an improvement of 40 or more points from one season to the next.

March 29 – With a 4-2 win in Boston, the Penguins reached 100 points.

March 31 – The Penguins finished a brutal March schedule with a 12-3-2 record. It set an NHL record for most points earned (26) in one month when playing 17 games. They were the only team to play 17 games in March. The 1995-96 Rangers posed 25 points in 17 games in December, 1995.

April 7 – The Penguins sold out their 30th game of the season in the regular-season finale. They sold out 13-straight home games to close out the regular season as well as 23 of their

HIGHLIGHTS

last 25 home dates. It is the most since the 1991-92 season when the club had 32 sellouts. The Penguins sold out 34 games in both the 1988-89 and 1989-90 seasons.

April 7 – Crosby recorded two assists to wrap up the Art Ross Trophy with 120 points in 79 games. At age 19 years, eight months, Crosby became the youngest player in NHL history to win the Art Ross Trophy. And, Crosby is the youngest scoring champion in any major professional sport. He is the only teenager to win the Art Ross Trophy in league history. The next-youngest was Wayne Gretzky, who won the title at 20 years and 3 months of age at the conclusion of the 1980-81 season. It marks the 12th time in the past 19 seasons that a Penguins player has won the Art Ross Trophy. Lemieux won the title six times, while Jagr claimed it on five occasions.

April 7 – Malkin won the rookie scoring title with 85 points to give the Penguins the overall points leader and rookie points leader. The last NHL team to finish a season with both was the 1959-60 Blackhawks. Bobby Hull won the Art Ross Trophy and Bill Hay led all rookies in points. Malkin is the first Penguins player to lead all rookies in scoring since Lemieux in 1984-85.

April 7 – The Penguins' 2-1 win over the Rangers gave the team 105 points, which marks a 47-point improvement over last season. It is the fourth-largest single-season turnaround in NHL history.

April 11 – The Penguins played in the Stanley Cup playoffs for the first time since 2001.

April 11 – The playoff game gave Recchi the distinction of having the longest gap (16 years) between playoff appearances for the same team. He last appeared in the playoffs for the Penguins in 1991.

April 11 – Crosby and Staal scored their first-career Stanley Cup playoff goals. Staal is the fifth-youngest player to score a goal (18 years, 213 days) in the Stanley Cup playoffs and the youngest since Chicago's Grant Mulvey in 1975 (18 years, 212 days).

April 14 – The Penguins earned their first Stanley Cup playoff win since May 15, 2001.

April 14 – Whitney scored his first-career Stanley Cup playoff goal.

April 14 – Fleury earned his first-career Stanley Cup playoff win.

April 16 – The Penguins hosted their first Stanley Cup playoff game at Mellon Arena since May 19, 2001.

April 16 – Crosby became the fourth teenager in NHL history to score a goal in each of the first three postseason games of his career. The others were Wendel Clark (four games, 1986 Maple Leafs), Paul Coffey (three games, 1981 Oilers) and Glen Wesley (three games, 1988 Bruins).

June 14 – Crosby captures the Hart Trophy as NHL MVP and becomes the youngest Lester B. Pearson award winner. Malkin claims the Calder Trophy as rookie of the year.

TEAM SINGLE GAME HIGHLIGHTS

	<u>At Home</u>	<u>On the Road</u>
Most Goals For	8-4 win vs. Philadelphia, Dec. 13; 8-2 win vs. Toronto, Jan. 20	8-2 win @ Philadelphia, Oct. 28
Largest Winning Margin	8-2 win vs. Toronto, Jan. 20	8-2 win @ Philadelphia, Oct. 28

TEAM SEASON HIGHLIGHTS

	<u>Overall</u>	<u>Home</u>	<u>Road</u>
Longest Winning/Unbeaten Streaks	6 - Feb 6-Feb. 18; Jan. 20-Feb. 3	8 - Jan. 16-Feb. 18	4 - Oct. 12-Nov.1

GOALTENDING HIGHLIGHTS

Most Saves In a Game	40	Marc-Andre Fleury, Oct. 5 vs. Philadelphia; Jan. 18 @ Boston; Feb. 1 vs. Montreal
Most Consecutive Starts	9	Jocelyn Thibault, March 19 @ New York Rangers
Longest Winning/Unbeaten Streak	5	Marc-Andre Fleury, Oct. 19-Nov. 1 Marc-Andre Fleury, Jan. 20-Feb. 3 Marc-Andre Fleury, Feb. 6-Feb. 15

SCORING SUMMARY

	home			road			pp			sh			div.					
	GP	G	APTS	GP	G	APTS	G	APTS	G	APTS	GP	G	APTS					
COLBY ARMSTRONG	40	4	13	17	40	8	9	17	1	3	4	1	2	3	32	6	9	15
ERIC CAIRNS	1	0	0	0	0	0	0	0	0	0	0	0	0	0	0	0	0	0
ERIK CHRISTENSEN	30	11	6	17	31	7	9	16	6	5	11	0	0	0	21	8	5	13
SIDNEY CROSBY	39	19	45	64	40	17	39	56	13	48	61	0	0	0	30	15	34	49
MICKI DUPONT	0	0	0	0	3	0	1	1	0	1	1	0	0	0	1	0	0	0
MARK EATON	16	0	2	2	19	0	1	1	2	4	6	0	1	1	12	0	2	2
NILS EKMAN	18	4	5	9	16	2	4	6	0	0	0	0	0	0	16	3	5	8
SERGEI GONCHAR	41	8	31	39	41	5	23	28	10	38	48	1	2	3	32	7	22	29
JOEL KWIATKOWSKI	20	3	4	7	22	2	1	3	1	2	3	0	0	0	17	1	2	3
GEORGES LARAQUE	36	2	11	13	37	3	8	11	1	2	3	0	0	0	27	3	8	11
JOHN LECLAIR	11	0	1	1	10	2	4	6	1	0	1	0	0	0	10	1	2	3
KRISTOPHER LETANG	5	1	0	1	2	1	0	1	2	0	2	0	0	0	4	1	0	1
EVGENI MALKIN	38	16	26	42	40	17	26	43	16	24	40	0	0	0	30	12	18	30
RYAN MALONE	32	7	8	15	32	9	7	16	1	4	5	1	1	2	22	7	5	12
JOSEF MELICCHAR	35	1	4	5	35	0	7	7	0	1	1	0	1	1	29	1	6	7
ALAIN NASREDDINE	22	0	2	2	22	1	2	3	0	0	0	0	0	0	13	0	1	1
BROOKS ORPIK	35	0	1	1	35	0	5	5	0	2	2	0	0	0	26	0	1	1
MICHEL OUELLET	37	11	11	22	36	8	18	26	11	8	19	0	0	0	26	8	12	20
RONALD PETROVICKY	14	2	1	3	17	1	2	3	0	0	0	0	0	0	11	0	1	1
MARK RECCHI	41	15	22	37	41	9	22	31	14	13	27	0	1	1	32	11	19	30
GARY ROBERTS	34	11	13	24	35	9	9	18	6	9	15	0	0	0	23	6	4	10
JARKKO RUUTU	41	3	4	7	40	4	5	9	0	0	0	0	0	0	31	4	4	8
ROBERT SCUDERI	41	0	6	6	37	1	4	5	0	0	0	0	1	1	31	1	3	4
JORDAN STAAL	40	12	5	17	41	17	8	25	4	2	6	7	2	9	32	11	5	16
MAXIME TALBOT	36	6	4	10	39	7	7	14	0	1	1	4	0	4	28	3	5	8
CHRIS THORBURN	21	2	0	2	18	1	2	3	0	0	0	0	0	0	19	2	0	2
RYAN WHITNEY	40	4	23	27	41	10	22	32	9	24	33	0	1	1	32	3	19	22

home

GOALIE	GP	MP	GA	ENG	SO	GAA	W-L-T	SHOTS	SAV%
Marc-Andre Fleury	37	2,188	87	1	5	2.39	23-9-5	1,104	.921
Jocelyn Thibault	7	308	13	0	0	2.53	3-1-0	148	.912
TOTALS	44	2,496	100	1	5	2.40	26-10-5	1,252	.920

road

GOALIE	GP	MP	GA	ENG	SO	GAA	W-L-T	SHOTS	SAV%
Marc-Andre Fleury	30	1,717	97	1	0	3.39	17-7-4	850	.886
Jocelyn Thibault	15	793	39	2	1	2.95	4-7-0	424	.908
TOTALS	45	2,510	136	3	1	3.25	21-14-4	1,274	.893

TEAM LEADERS

GAMES PLAYED

Sergei Gonchar	82
Mark Recchi	82
Jarkko Ruutu	81
Jordan Staal	81
Ryan Whitney	81

POINTS

Sidney Crosby	120
Evgeni Malkin	85
Mark Recchi	68
Sergei Gonchar	67

GOALS

Sidney Crosby	36
Evgeni Malkin	33
Jordan Staal	29
Mark Recchi	24

ASSISTS

Sidney Crosby	84
Sergei Gonchar	54
Malkin	52
Whitney	45

SHOTS

Sidney Crosby	250
Evgeni Malkin	242
Sergei Gonchar	191
Mark Recchi	190

SHOOTING PERCENTAGE (47 games or more)

Jordan Staal	22.1%
Gary Roberts	16.0%
Max Talbot	14.8%

PENALTY MINUTES

Jarkko Ruutu	127
Gary Roberts	97
Brooks Orpik	82

AVERAGE TIME ON ICE (25 games or more)

Sergei Gonchar	26:33
Ryan Whitney	23:56
Sidney Crosby	20:45

GAME-WINNING GOALS

Evgeni Malkin	6
Four tied with	5

EVEN-STRENGTH GOALS

Sidney Crosby	23
Jordan Staal	18
Evgeni Malkin	17
Ryan Malone	14

EVEN-STRENGTH ASSISTS

Sidney Crosby	36
Mark Recchi	30
Evgeni Malkin	28
Michel Ouellet	21

EVEN-STRENGTH POINTS

Sidney Crosby	59
Evgeni Malkin	45
Mark Recchi	40
Michel Ouellet	29

POWER-PLAY GOALS

Evgeni Malkin	16
Mark Recchi	14
Sidney Crosby	13
Michel Ouellet	11

POWER-PLAY ASSISTS

Sidney Crosby	48
Sergei Gonchar	38
Evgeni Malkin	24
Ryan Whitney	24

POWER-PLAY POINTS

Sidney Crosby	61
Sergei Gonchar	48
Evgeni Malkin	40
Ryan Whitney	33

SHORT-HANDED GOALS

Jordan Staal	7
Max Talbot	4
Colby Armstrong	1
Sergei Gonchar	1
Ryan Malone	1

SHORT-HANDED ASSISTS

Colby Armstrong	2
Sergei Gonchar	2
Jordan Staal	2

SHORT-HANDED POINTS

Jordan Staal	9
Max Talbot	4

FACE-OFF PERCENTAGE

Erik Christensen	56.2%
Sidney Crosby	49.8%
Max Talbot	44.4%
Ryan Malone	44.0%

FACE-OFFS TAKEN (at least 100 taken)

Sidney Crosby	847
Max Talbot	502
Evgeni Malkin	413

GOALTENDERS - GAMES

Marc-Andre Fleury	67
Jocelyn Thibault	22

GOALTENDERS - WINS

Marc-Andre Fleury	40
Jocelyn Thibault	7

GOALS-AGAINST AVERAGE

Marc-Andre Fleury	2.83
Jocelyn Thibault	2.83

SAVE PERCENTAGE

Jocelyn Thibault	.909%
Marc-Andre Fleury	.906%

MINUTES PLAYED

Marc-Andre Fleury	1,954
Jocelyn Thibault	972

MAN GAMES LOST

DATE	OPPONENT	PLAYER(S)	GAMES LOST
10/5	PHILADELPHIA	Cairns, Malkin, Petrovicky, Orpik	4
10/7	DETROIT	Cairns, Malkin, Petrovicky, Orpik	4/8
10/12	@ NY Rangers	Cairns, Malkin, Petrovicky, Orpik	4/12
10/14	CAROLINA	Cairns, Malkin, Petrovicky, Orpik	4/16
10/18	NEW JERSEY	Cairns, Petrovicky, Orpik	3/19
10/19	@ NY Islanders	Cairns, Petrovicky, Orpik	3/22
10/21	COLUMBUS	Cairns, Petrovicky, Orpik	3/25
10/24	NEW JERSEY	Cairns, Malone, Petrovicky, Orpik	4/29
10/28	@ Philadelphia	Malone, Petrovicky, Orpik	3/32
11/01	@ Los Angeles	Malone, Petrovicky, Orpik	3/35
11/04	@ San Jose	Malone, Petrovicky	2/37
11/06	@ Anaheim	Eaton, Malone, Petrovicky	3/40
11/08	TAMPA BAY	Eaton, Malone, Petrovicky	3/43
11/10	OTTAWA	Eaton, Malone, Petrovicky	3/46
11/10	@ CAROLINA	Eaton, Malone	2/48
11/13	vs. Philadelphia	Eaton, Malone	2/50
11/17	@ Buffalo	Eaton, Malone	2/52
11/18	NY RANGERS	Eaton, Malone	2/54
11/20	@ Philadelphia	Eaton, Malone, Ouellet	3/57
11/22	BOSTON	Cairns, Crosby, Eaton, Malone	4/61
11/24	@ NY Islanders	Cairns, Crosby, Eaton, Malone, Ouellet	5/66
11/25	NY RANGERS	Cairns, Crosby, Eaton, Malone, Ouellet	5/71
11/28	NY ISLANDERS	Cairns, Eaton, Malone, Ouellet	4/75
12/01	@ New Jersey	Cairns, Eaton, Malone, Ouellet	4/79
12/02	NY ISLANDERS	Cairns, Eaton, Malone, Ouellet	4/83
12/05	FLORIDA	Cairns, Eaton, Ouellet	3/86
12/07	@ NY Rangers	Cairns, Eaton, Thorburn	3/89
12/09	@ Atlanta	Cairns, Eaton, Thorburn	3/92
12/11	@ Washington	Cairns, Eaton	2/94
12/13	PHILADELPHIA	Cairns, Eaton	2/96
12/15	NY ISLANDERS	Cairns, Eaton	2/98
12/16	@ Montreal	Cairns, Eaton	2/100
12/19	ST. LOUIS	Cairns, Eaton	2/102
12/21	@ Atlanta	Cairns, Eaton	2/104
12/26	@ New Jersey	Cairns, Eaton	2/106
12/27	ATLANTA	Cairns, Eaton	2/108
12/29	TORONTO	Cairns, Eaton	2/110
01/02	CAROLINA	Cairns, Eaton	2/112
01/05	@ Buffalo	Cairns, Eaton, Ekman	3/115
01/07	TAMPA BAY	Cairns, Eaton, Ekman	3/118
01/09	@ Tampa Bay	Cairns, Eaton, Ekman	3/121
01/10	@ Florida	Cairns, Eaton, Ekman	3/124
01/13	@ Philadelphia	Cairns, Eaton, Ekman, Melichar	4/128
01/16	NY ISLANDERS	Cairns, Eaton, Ekman, Melichar	4/132
01/18	@ Boston	Cairns, Eaton, Ekman, Melichar	4/136
01/20	TORONTO	Cairns, Eaton, Ekman, Melichar	4/140
01/26	@ Dallas	Cairns, Ekman, Melichar	3/143
01/27	@ Phoenix	Cairns, Ekman, Melichar	3/146
01/30	FLORIDA	Cairns, Ekman, Melichar	3/149
02/01	MONTREAL	Cairns, Ekman, Melichar	3/152
02/03	WASHINGTON	Armstrong, Cairns, Ekman, Melichar	4/156
02/04	@ Montreal	Armstrong, Cairns, Ekman, Melichar	4/160
02/06	NASHVILLE	Cairns, Ekman, Melichar	3/163
02/08	@ Philadelphia	Cairns, Ekman, Melichar	3/166
02/10	@ Toronto	Cairns, Ekman	2/168
02/14	CHICAGO	Cairns, Ekman	2/170
02/16	@ New Jersey	Cairns, Ekman	2/172
02/18	WASHINGTON	Cairns, Ekman	2/174
02/19	@ NY Islanders	Cairns, Ekman	2/176
02/22	@ Florida	Cairns, Ekman	2/178
02/25	@ Tampa Bay	Cairns, Ekman	2/180
02/27	NEW JERSEY	Cairns, Ekman	2/182
03/01	@ NY Rangers	Cairns, Ekman	2/184
03/02	@ Carolina	Cairns, Ekman	2/186
03/04	PHILADELPHIA	Cairns, Eaton, Ekman	3/189
03/06	@ Ottawa	Cairns, Eaton	2/191
03/08	NEW JERSEY	Cairns, Eaton	2/193
03/10	NY RANGERS	Cairns, Eaton	2/195
03/13	BUFFALO	Cairns, Eaton	2/197
03/14	@ New Jersey	Cairns, Eaton	2/199
03/16	MONTREAL	Cairns, Eaton	2/201
03/18	OTTAWA	Cairns, Eaton	2/203
03/19	@ NY Rangers	Cairns, Eaton	2/205
03/22	@ NY Islanders	Cairns, Eaton	2/207
03/24	ATLANTA	Cairns, Eaton	2/209
03/25	BOSTON	Cairns	1/210
03/27	@ Washington	Cairns	1/211
03/29	@ Boston	Cairns	1/212
03/31	@ Toronto	Cairns	1/213
04/03	BUFFALO	Cairns	1/214
04/05	@ Ottawa	Cairns	1/215
04/07	NY RANGERS	Cairns	1/216

INJURIES

PLAYERS	INJURY	GAMES MISSED	GAMES MISSED BY INJURY	TOTAL GAMES MISSED
MELICHAR	Knee Sprain	Jan. 13 – Feb. 8	12	12
EATON	Wrist	Nov. 6 – Jan. 25	35	47
	Knee Sprain	Mar. 2 – Mar. 24	12	
SCUDERI	Illness	Dec. 7 – Dec. 11	3	3
OUELLET	Shoulder	Nov. 4 – Dec. 5	6	6
MALONE	Wrist	Oct. 23 – Dec. 5	18	18
PETROVICKY	Hip	Oct. 5 – Nov. 10	13	13
EKMAN	Elbow	Jan. 4 – Mar. 5	27	27
CAIRNS	Post Concussion	Nov. 22 – Apr. 7	64	64
ORPIK	Hand	Oct. 4 – Nov. 4	10	10
MALKIN	Shoulder	Oct. 5 – Oct. 18	4	4
CROSBY	Groin	Nov. 22 – 25	3	3

SUPERLATIVES

INDIVIDUAL SINGLE GAME HIGHLIGHTS

	<u>At Home</u>	<u>On the Road</u>
Most Goals	3 - Mark Recchi (Jan. 20 vs. Toronto) 3 - Ryan Malone (Dec. 16 vs. NY Islanders) 3 - Nils Ekman (Nov. 8 vs. Tampa Bay)	3 - Ryan Malone (Feb. 19 @ NY Islanders) 3 - Jordan Staal (Feb. 10 @ Toronto) 3 - Sidney Crosby (Oct. 28 @ Philadelphia)
Most Assists	5 - Evgeni Malkin (Jan. 20 vs. Toronto) 5 - Sidney Crosby (Dec. 13 vs. Philadelphia)	4 - Sidney Crosby (Feb. 19 @ NY Islanders)
Most Points	6 - Sidney Crosby (Dec. 13 vs. Philadelphia) 5 - Evgeni Malkin (Jan. 20 vs. Toronto) 5 - Sergei Gonchar (Dec. 13 vs. Philadelphia)	5 - Mark Recchi (Feb. 19 @ NY Islanders)

INDIVIDUAL SEASON HIGHLIGHTS

Most Goals	Sidney Crosby	36
Most Assists	Sidney Crosby	84
Most Points	Sidney Crosby	120
Most Penalty Minutes	Jarkko Ruutu	127
Most Shots	Sidney Crosby	250
Most Power-Play Goals	Evgeni Malkin	16
Most Short-Handed Goals	Jordan Staal	7
Most Game-Winning Goals	Evgeni Malkin	6
Most Games Played	Sergei Gonchar/Mark Recchi	82
Highest Plus/Minus Rating	Jordan Staal	Plus-16
Top Scoring Center	Sidney Crosby	120 (36+84)
Top Scoring Right Wing	Mark Recchi	68 (24+44)
Top Scoring Left Wing	Ryan Malone	31 (16+15)
Top Scoring Defenseman	Sergei Gonchar	67 (13+54)
Top Scoring Rookie	Evgeni Malkin	85 (33+52)
Longest Goal Scoring Streak	Evgeni Malkin (Oct. 18 - Nov. 1)	(7 Goals) 6 Games
	Sidney Crosby (Dec. 5 - Dec. 15)	(6 Goals) 6 Games
Longest Assist Streak	Sidney Crosby (Dec. 9 - Dec. 21)	(13 Assists) 7 Games
	Sidney Crosby (Feb. 10 - 25)	(10 Assists) 7 Games
	Ryan Whitney (Jan. 10 - Jan. 27)	(9 Assists) 7 Games
Longest Point Streak	Sidney Crosby (Dec. 2 - Dec. 21)	23 points (7+16) 10 Games
Most Goals At Home	Sidney Crosby	19
Most Goals On the Road	Sidney Crosby	17
	Evgeni Malkin	17
	Jordan Staal	17
Most Points At Home	Sidney Crosby	64 (19+45)
Most Points On the Road	Sidney Crosby	56 (17+39)

OPPONENTS



ANAHEIM DUCKS

Exec. VP/General Manager:

Brian Burke

Head Coach:

Randy Carlyle

Assistant Coaches:

Dave Farrish & Newell Brown

Web site:

www.anaheimducks.com



Ducks vs. Pens

2006-07 Record: 48-20-14; First place, Pacific Division, 4th overall

2007 Playoff Record: Defeated Minnesota, 4-1, in WCQF; Defeated Vancouver, 4-1, in WCSF; Defeated Detroit, 4-2, in WCF; Defeated Ottawa, 4-1, in SCF.

2006-07 Top Scorer:

Teemu Selanne (48-46-94)

All-time Anaheim scorer vs. Pittsburgh:

Teemu Selanne (10gp, 5-15-20)

All-time Pittsburgh scorer vs. Anaheim:

Jaromir Jagr (11gp, 11-11-22)

Longest Anaheim win streak vs. Pittsburgh:

3, Jan. 18, 1999-Jan. 29, 2000; Oct. 6, 2001-Dec. 15, 2002

Longest Pittsburgh win streak vs. Anaheim:

4, Dec. 7, 1996-Dec. 10, 1997

Longest Anaheim undefeated streak vs. Pittsburgh:

4, Dec. 1, 1998-Jan. 29, 2000 (3-0-1)

Longest Pittsburgh undefeated streak vs. Anaheim:

4, Dec. 7, 1996-Dec. 10, 1997 (4-0-0)

Last Anaheim win at home:

Nov. 6, 2006 (3-2 OT) (0-0-0 since last win)

Last Pittsburgh win at home:

March 6, 2004 (2-1) (0-0-0 since last win)

Last Anaheim win at Pittsburgh:

Oct. 6, 2001 (4-2) (0-1-0 since last win)

Last Pittsburgh win at Anaheim:

Dec. 10, 1997 (3-0) (0-4-1 since last win)

Most goals by Anaheim vs. Pittsburgh:

7, Jan. 29, 2000 (A, 7-1)

Most goals by Pittsburgh vs. Anaheim:

7, Dec. 11, 1996 (P, 7-3)

Most goals by both teams:

10, Dec. 11, 1996 (P, 7-3)

Last Anaheim shutout vs. Pittsburgh:

Dec. 15, 2002 (5-0), J.S. Giguere

Last Pittsburgh shutout vs. Anaheim:

Dec. 10, 1997 (3-0), Tom Barrasso

Last Anaheim hat-trick vs. Pittsburgh:

None

Last Pittsburgh hat-trick vs. Anaheim:

None

Last Pittsburgh trade with Anaheim:

June 23, 2007 – Stephen Dixon to Anaheim for Tim Brent.

Overtime record vs. Pittsburgh:

2-0-2

year by year

YEAR	PIT.	ROAD	TOTAL	GF/GA
1993-94	0-0-1	1-0-0	1-0-1	7-5
1994-95	Did Not Play			
1995-96	1-0-0	0-1-0	1-1-0	8-8
1996-97	1-0-0	1-0-0	2-0-0	12-6
1997-98	1-0-0	1-0-0	2-0-0	8-2
1998-99	0-0-1	0-1-0	0-1-1	7-9
1999-00	0-1-0	0-1-0	0-2-0	2-9
2000-01	1-0-0	0-0-0	1-0-0	3-2
2001-02	0-1-0	0-1-0	0-2-0	4-8
2002-03	0-0-0	0-1-0	0-1-0	0-5
2003-04	1-0-0	0-0-0	1-0-0	2-1
2004-05	No Season			
2005-06	Did Not Play			
2006-07	0-0-0	0-0-1	0-0-1	2-3
TOTALS	5-2-2	3-5-1	8-7-3	55-58

07-08 schedule

10/6 @ PITTSBURGH, 7:30 p.m.



regular season

AT PITTSBURGH

Date Score W Goal
No games played



Date Score
11/6/06 *ANA 3-2
*Overtime

AT ANAHEIM

W Goal
Selanne

individual scoring

PITTSBURGH	GP	G	A	PTS	+/-	PIM	PP	ANAHEIM	GP	G	A	PTS	+/-	PIM	PP
THORBURN	1	1	1	2	2	4	0	SELANNE	1	1	1	2	E	0	1
MOORE	1	1	0	1	1	2	0	S. NIEDERMAYER	1	0	2	2	E	0	0
CROSBY	1	0	1	1	E	0	0	KUNITZ	1	1	0	1	E	2	0
LECLAIR	1	0	1	1	1	0	0	PERRY	1	1	0	1	E	0	1
MALKIN	1	0	1	1	E	2	0	GETZLAF	1	0	1	1	E	0	0
ARMSTRONG	1	0	0	0	E	2	0	MCDONALD	1	0	1	1	E	0	0
EKMAN	1	0	0	0	E	2	0	PRONGER	1	0	1	1	E	2	0
GONCHAR	1	0	0	0	1	0	0	BEAUCHEMIN	1	0	0	0	E	2	0
MELICHAR	1	0	0	0	-1	0	0	CHISTOV	1	0	0	0	E	0	0
ORPIK	1	0	0	0	1	0	0	MARCHANT	1	0	0	0	-1	2	0
OUELLET	1	0	0	0	-1	2	0	MOEN	1	0	0	0	E	0	0
RECCHI	1	0	0	0	E	2	0	MORAN	1	0	0	0	-1	0	0
RUUTU	1	0	0	0	E	0	0	R. NIEDERMAYER	1	0	0	0	E	2	0
SCUDERI	1	0	0	0	1	0	0	O'BRIEN	1	0	0	0	-1	0	0
STAAL	1	0	0	0	E	0	0	O'DONNELL	1	0	0	0	E	0	0
TALBOT	1	0	0	0	E	0	0	PAHLSSON	1	0	0	0	E	0	0
WELCH	1	0	0	0	1	6	0	PENNER	1	0	0	0	-1	0	0
WHITNEY	1	0	0	0	-1	0	0	SHANNON	1	0	0	0	-1	0	0
Power Play: 0-2 0% / Penalty Killing: 7-9 77.8%								Power Play: 2-9 22.2% / Penalty Killing: 2-2 100%							

goaltending

PITTSBURGH	GP	Min	Rec	GA	SA	SV	GAA	SV%	ANAHEIM	GP	Min	Rec	GA	SA	SV	GAA	SV%
THIBAULT	1	61	0-0-1	3	40	37	2.96	.925	GIGUERE	1	61	1-0-0	2	17	15	1.98	.882

goals by period

	1ST	2ND	3RD	OT	TOTAL
PITTSBURGH	2	0	0	0	2
ANAHEIM	1	1	0	1	3

shots by period

	1ST	2ND	3RD	OT	TOTAL
PITTSBURGH	6	4	7	0	17
ANAHEIM	8	17	14	1	40

ATLANTA THRASHERS

Exec. VP/General Manager:

Don Waddell

Head Coach:

Bob Hartley

Assistant Coaches:

Steve Weeks & Brad McCrimmon

Web site:

www.atlantathrashers.com



Thrashers vs. Pens

2006-07 Record: 43-28-11; First place, Southeast Division. 12th overall

2007 Playoff Record: Lost to NY Rangers, 4-0, in ECQF.

2006-07 Top Scorer: Marian Hossa (43-57-100)

All-time Atlanta scorer vs. Pittsburgh:

Ilya Kovalchuk (19gp, 15-13-28)

All-time Pittsburgh scorer vs. Atlanta:

Alexei Kovalev (15gp, 5-15-20)

Longest Atlanta win streak vs. Pittsburgh:

3, Nov. 9, 2005-Dec. 9, 2006

Longest Pittsburgh win streak vs. Atlanta:

14, Jan. 31- 2000-Nov. 22, 2002

Longest Atlanta undefeated streak vs. Pittsburgh:

3, Nov. 9, 2005-Dec. 9, 2006 (3-0-0)

Longest Pittsburgh undefeated streak vs. Atlanta:

14, Jan. 31, 2000-Nov. 22, 2002 (14-0-0)

Last Atlanta win at home:

Dec. 21, 2006 (4-3 SO) (0-0-0 since last win)

Last Pittsburgh win at home:

March 24, 2007 (2-1) (0-0-0 since last win)

Last Atlanta win at Pittsburgh:

Dec. 27, 2006 (4-2) (0-1-0 since last win)

Last Pittsburgh win at Atlanta:

Dec. 9, 2006 (4-3 OT) (0-0-1 since last win)

Most goals by Atlanta vs. Pittsburgh:

7, Dec. 20, 2003 (A, 7-4)

Most goals by Pittsburgh vs. Atlanta:

7, Oct. 27, 2005 (P, 7-5)

Most goals by both teams:

12, Oct. 27, 2005 (P, 7-5)

Last Atlanta shutout vs. Pittsburgh:

Nov. 9, 2005 (5-0) – Mike Dunham

Last Pittsburgh shutout vs. Atlanta:

None

Last Atlanta hat-trick vs. Pittsburgh:

Jan. 6, 2006 – Ilya Kovalchuk

Last Pittsburgh hat-trick vs. Atlanta:

None

Last Pittsburgh trade with Atlanta:

June 23, 2007 – Chris Thorburn to Atlanta for a third-round choice in 2007 Entry Draft

Overtime record vs. Pittsburgh: 2-3-0

year by year

YEAR	PIT.	ROAD	TOTAL	GF/GA
1999-00	2-0-0	2-0-0	4-0-0	16-7
2000-01	2-0-0	2-0-0	4-0-0	19-8
2001-02	2-0-0	2-0-0	4-0-0	17-9
2002-03	1-1-0	2-0-0	3-1-0	12-7
2003-04	1-1-0	1-1-0	2-2-0	14-18
2004-05	No Season			
2005-06	1-1-0	0-2-0	1-3-0	14-20
2006-07	1-1-0	1-0-1	2-1-1	11-11
TOTALS	10-4-0	10-3-1	20-7-1	103-80

07-08 schedule

11/24 @ PITTSBURGH, 7:30 p.m.

1/12 @ Atlanta, 7 p.m.

1/30 @ Atlanta, 7 p.m.

3/2 @ PITTSBURGH, 3 p.m.

ATLANTA THRASHERS®

regular season

AT PITTSBURGH

Date **Score**
3/24/07 PIT 2-1
12/27/06 ATL 4-2

W Goal
Staal
Kozlov



Date **Score**
12/21/06 **ATL 4-3
12/9/06 *PIT 4-3
*Overtime **Shootout

AT ATLANTA

W Goal
Kozlov
Armstrong

individual scoring

PITTSBURGH	GP	G	A	PTS	+/-	PIM	PP	ATLANTA	GP	G	A	PTS	+/-	PIM	PP
MALKIN	4	1	4	5	3	4	1	KOZLOV	4	2	4	6	E	0	1
CROSBY	4	2	2	4	E	0	1	HOSSA	4	1	5	6	E	0	1
WHITNEY	4	2	1	3	1	2	1	KOVALCHUK	4	1	2	3	-1	4	1
CHRISTENSEN	4	1	2	3	E	4	1	KAPANEN	3	2	0	2	1	0	0
STAAL	4	2	0	2	E	2	0	HAVELID	4	1	0	1	E	2	1
MALONE	4	1	1	2	E	0	0	HNIDY	4	1	0	1	E	2	0
GONCHAR	4	0	2	2	E	0	0	HOLIK	4	1	0	1	-2	4	1
RECCHI	4	0	2	2	-1	18	0	VISHNEVSKI	3	1	0	1	E	2	0
ARMSTRONG	4	1	0	1	1	2	0	MELLANBY	2	1	0	1	-2	4	0
OUELLET	3	1	0	1	-1	2	0	DE VRIES	4	0	1	1	-2	4	0
MELICHAR	4	0	1	1	1	4	0	SLATER	4	0	1	1	E	2	0
ORPIK	4	0	1	1	E	8	0	VIGIER	4	0	1	1	E	2	0
DUPONT	1	0	1	1	-1	2	0	COBURN	3	0	1	1	E	2	0
ROBERTS	1	0	1	1	1	0	0	METROPOLIT	3	0	1	1	E	0	0
NASREDDINE	4	0	0	0	2	0	0	SIM	3	0	1	1	1	0	0
RUUTU	4	0	0	0	E	4	0	KROG	2	0	1	1	E	6	0
TALBOT	4	0	0	0	-1	5	0	RUCCHIN	1	0	1	1	E	2	0
SCUDERI	3	0	0	0	E	2	0	BOULTON	3	0	0	0	-1	2	0
EKMAN	2	0	0	0	E	0	0	MCCARTHY	3	0	0	0	1	0	0
MOORE	2	0	0	0	E	0	0	LARSEN	2	0	0	0	E	0	0
PETROVICKY	2	0	0	0	E	2	0	MACKENZIE	2	0	0	0	E	0	0
LARAQUE	1	0	0	0	E	2	0	BELANGER	1	0	0	0	E	0	0
THORBURN	1	0	0	0	E	0	0	DUPUIS	1	0	0	0	E	0	0
								EXELBY	1	0	0	0	-1	0	0
								SUTTON	1	0	0	0	E	0	0
								TKACHUK	1	0	0	0	E	5	0
								ZHITNIK	1	0	0	0	E	6	0

Power Play: 4-22 18.2% / Penalty Killing: 17-22 77.3%

Power Play: 5-22 22.7% / Penalty Killing: 18-22 81.8%

goaltending

PITTSBURGH	GP	Min	Rec	GA	SA	SV	GAA	SV%	ATLANTA	GP	Min	Rec	GA	SA	SV	GAA	SV%
THIBAUT	2	124	1-0-1	4	58	54	1.93	.931	LEHTONEN	4	248	2-1-1	11	147	136	2.66	.925
FLEURY	2	123	1-1-0	6	53	47	2.94	.887									

goals by period

	1ST	2ND	3RD	OT	TOTAL
PITTSBURGH	3	2	5	1	11
ATLANTA	2	4	5	0	11

shots by period

	1ST	2ND	3RD	OT	TOTAL
PITTSBURGH	41	36	62	8	147
ATLANTA	34	45	28	5	112

BOSTON BRUINS

General Manager:

Peter Chiarelli

Head Coach:

Claude Julien

Assistant Coach:

Doug Houda

Web site:

www.bostonbruins.com



regular season

AT PITTSBURGH

Date Score
3/25/07 PIT 5-0
11/22/06 **BOS 4-3
*Shootout

W Goal
Malkin
Sturm



Date Score
3/29/07 PIT 4-2
1/18/07 **BOS 5-4

AT BOSTON

W Goal
Christensen
Kessel
**Shootout

Bruins vs. Pens

2006-07 Record: 35-41-6; Fifth place, Northeast Division, 23rd overall

2007 Playoff Record: Did Not Qualify

2006-07 Top Scorer: Marc Savard (22-74-96)

All-time Boston scorer vs. Pittsburgh:

Ray Bourque (72gp, 25-63-88)

All-time Pittsburgh scorer vs. Boston:

Mario Lemieux (43gp, 31-42-73)

Longest Boston win streak vs. Pittsburgh:

7, Mar. 27, 1977-Oct. 12, 1978

Longest Pittsburgh win streak vs. Boston:

12, Feb. 8, 1993-Apr. 28, 1995

Longest Boston undefeated streak vs. Pittsburgh:

11, Mar. 2, 1969-Dec. 6, 1970 (9-0-2)

Longest Pittsburgh undefeated streak vs. Boston:

12, Feb. 8, 1993-Apr. 28, 1995 (12-0-0)

Last Boston win at home:

Jan. 18, 2007 (5-4 SO) (0-1-0 since last win)

Last Pittsburgh win at home:

March 25, 2007 (5-0) (0-0-0 since last win)

Last Boston win at Pittsburgh:

Nov. 22, 2006 (4-3 SO) (0-1-0 since last win)

Last Pittsburgh win at Boston:

March 29, 2007 (4-2) (0-0-0 since last win)

Most goals by Boston vs. Pittsburgh:

8, Mar. 14, 1989 (8, 8-2)

Most goals by Pittsburgh vs. Boston:

9, Nov. 30, 1995 (P, 9-6)

Most goals by both teams:

15, Nov. 30, 1995 (P, 9-6)

Last Boston shutout vs. Pittsburgh:

Nov. 7, 1998 (0-0) – Byron Dafoe

Last Pittsburgh shutout vs. Boston:

March 25, 2007 (5-0) – Marc-Andre Fleury

Last Boston hat-trick vs. Pittsburgh:

Feb. 1, 2004 – Glen Murray

Last Pittsburgh hat-trick vs. Boston:

Apr. 18, 1998 – Martin Straka

Last Pittsburgh trade with Boston:

March 11, 2003 – Ian Moran to Boston for a fourth round pick in the 2003 Entry Draft.

Overtime record vs. Pittsburgh: 4-5-8

year by year

YEAR	PIT.	ROAD	TOTAL	GF/GA
1967-68	1-1-0	1-1-0	2-2-0	10-10
1968-69	1-2-0	0-3-0	1-5-0	13-25
1969-70	0-2-1	0-3-0	0-5-1	9-21
1970-71	1-1-1	0-3-0	1-4-1	18-28
1971-72	1-1-1	0-1-2	1-2-3	20-21
1972-73	1-2-0	0-2-0	1-4-0	14-21
1973-74	0-2-0	0-3-0	0-5-0	16-30
1974-75	1-0-2	0-2-0	1-2-2	20-21
1975-76	0-0-2	0-3-0	0-3-2	14-24
1976-77	1-1-1	0-2-0	1-3-1	10-17
1977-78	0-2-0	0-3-0	0-5-0	11-33
1978-79	1-0-1	1-1-0	2-1-1	14-16
1979-80	0-2-0	2-0-0	2-2-0	14-16
1980-81	0-2-0	0-1-1	0-3-1	13-22
1981-82	1-1-0	0-0-1	1-1-1	10-10
1982-83	1-0-0	0-2-0	1-2-0	10-14
1983-84	0-2-0	0-1-0	0-3-0	7-18
1984-85	0-1-0	1-1-0	1-2-0	12-16
1985-86	1-1-0	0-1-0	1-2-0	8-11
1986-87	1-0-0	0-2-0	1-2-0	9-11
1987-88	0-1-1	0-1-0	0-2-1	7-11
1988-89	0-1-0	1-0-1	1-1-1	10-13
1989-90	1-1-0	0-1-0	1-2-0	13-15
1990-91	1-0-0	0-1-1	1-1-1	12-11
1991-92	0-0-1	1-1-0	1-1-1	14-15
1992-93	2-0-0	*2-1-0	4-1-0	18-14
1993-94	#3-0-0	3-0-0	6-0-0	33-17
1994-95	2-0-0	1-1-0	3-1-0	15-12
1995-96	2-0-0	1-2-0	3-2-0	29-27
1996-97	2-1-0	0-2-0	2-3-0	17-18
1997-98	2-0-1	1-2-0	3-2-1	20-20
1998-99	1-0-1	0-2-0	1-2-1	8-8
1999-00	1-0-1	0-2-0	1-2-1	9-10
2000-01	0-1-1	0-2-0	0-3-1	7-13
2001-02	0-2-0	1-1-0	1-3-0	9-15
2002-03	0-2-0	2-0-0	2-2-0	10-10
2003-04	1-1-0	0-2-0	1-3-0	8-15
2004-05	No Season			
2005-06	0-1-1	0-2-0	1-3-1	13-22
2006-07	1-0-1	1-0-1	2-0-2	16-9
TOTALS	31-34-17	19-58-7	50-92-24	520-660

* = one game played in Atlanta; # = one game played in Cleveland

07-08 schedule

12/20 @ Boston, 7 p.m.

12/23 @ PITTSBURGH, 3 p.m.

2/13 @ PITTSBURGH, 7:30 p.m.

2/28 @ Boston, 7 p.m.

PITTSBURGH	GP	G	A	PTS	+/-	PIM	PP	BOSTON	GP	G	A	PTS	+/-	PIM	PP
CROSBY	3	2	5	7	4	0	1	SAVARD	4	1	4	5	-3	0	0
MALKIN	4	5	1	6	1	8	2	KESSEL	4	1	2	3	2	0	0
CHRISTENSEN	4	2	3	5	2	2	1	BERGERON	4	0	3	3	-4	0	0
STAAL	4	1	3	4	E	2	1	STURM	4	2	0	2	-3	2	1
RECCHI	4	2	1	3	E	0	1	BOCHENSKI	2	1	1	2	2	0	0
ROBERTS	1	1	2	3	E	0	1	MURRAY	2	1	1	2	1	2	0
OUELLET	4	0	3	3	E	2	0	CHARA	4	1	0	1	-3	10	1
WHITNEY	4	0	3	3	-1	2	0	CHISTOV	3	1	0	1	-1	2	1
MALONE	3	2	0	2	E	2	0	STUART	2	1	0	1	E	2	0
ARMSTRONG	4	1	1	2	2	4	0	ALBERTS	4	0	1	1	2	4	0
GONCHAR	4	0	2	2	3	4	0	DONOVAN	4	0	1	1	E	0	0
SCUDERI	4	0	2	2	1	0	0	TENKRAT	4	0	1	1	E	4	0
TALBOT	4	0	1	1	E	2	0	AXELSSON	2	0	1	1	E	0	0E
EATON	2	0	1	1	E	0	0	BOYES	2	0	1	1	E	0	0
ORPIK	4	0	0	0	-1	0	0	FERENCE	2	0	1	1	E	0	0
RUUTU	4	0	0	0	E	4	0	MARA	2	0	1	1	E	2	0
MELICHAR	3	0	0	0	2	0	0	MOWERS	4	0	0	0	E	4	0
EKMAN	2	0	0	0	E	0	0	HOGGAN	3	0	0	0	1	4	0
LARAQUE	2	0	0	0	-1	2	0	STUART	3	0	0	0	4	0	0
MOORE	2	0	0	0	E	0	0	KALUS	2	0	0	0	-1	0	0
WELCH	2	0	0	0	2	0	0	REICH	2	0	0	0	-1	2	0
LECLAIR	1	0	0	0	E	0	0	WARD	2	0	0	0	-3	4	0
NASREDDINE	1	0	0	0	E	0	0	WIDEMAN	2	0	0	0	E	2	0
PETROVICKY	1	0	0	0	E	2	0	ALLEN	1	0	0	0	E	2	0
THORBURN	1	0	0	0	E	0	0	DEMPSEY	1	0	0	0	-1	0	0
								JURCINA	1	0	0	0	E	0	0
								KOBASEW	1	0	0	0	-2	0	0
								PRIMEAU	1	0	0	0	-1	0	0

Power Play: 47-25 28.0% / Penalty Killing: 14-17 82.4%

Power Play: 3-17 17.6% / Penalty Killing: 18-25 72.0%

goaltending

PITTSBURGH	GP	Min	Rec	GA	SA	SV	GAA	SV%	BOSTON	GP	Min	Rec	GA	SA	SV	GAA	SV%
FLEURY	4	249	2-0-2	9	137	128	2.17	.934	TOIVONEN	1	65	1-0-0	4	35	31	3.71	.886
									THOMAS	3	125	1-2-0	9	53	44	4.32	.830
									MACDONALD	1	40	0-0-0	1	7	6	3.00	.895
									FINLEY	1	20	0-0-0	1	7	6	3.00	.857

goals by period

	1ST	2ND	3RD	OT	TOTAL
PITTSBURGH	9	3	4	0	16
BOSTON	2	6	1	0	9

shots by period

	1ST	2ND	3RD	OT	TOTAL
PITTSBURGH	40	28	43	3	114
BOSTON	44	38	44	11	137

BUFFALO SABRES



General Manager:

Darcy Regier

Head Coach:

Lindy Ruff

Associate Coach:

Brian McCutcheon

Assistant Coach:

Scott Amiel

Web site:

www.sabres.com

Sabres vs. Pens

2006-07 Record: 53-22-7; First place, Northeast Division, First overall

2007 Playoff Record: Defeated NY Islanders, 4-1, in ECQF; Defeated NY Rangers, 4-2, in ECSF; Lost to Ottawa, 4-1, in ECF.

2006-07 Top Scorer: Daniel Briere (32-63-95)

All-time Buffalo scorer vs. Pittsburgh:

Gilbert Perreault (69gp, 39-51-90)

All-time Pittsburgh scorer vs. Buffalo:

Jaromir Jagr (47gp, 31-39-70)

Longest Buffalo win streak vs. Pittsburgh:

5, Oct. 24, 1979-Oct. 18, 1980

Longest Pittsburgh win streak vs. Buffalo:

4, Feb. 29, 1992-Dec. 27, 1993

Longest Buffalo undefeated streak vs. Pittsburgh:

9, Oct. 10, 1970-Dec. 31, 1971 (3-0-6)

Longest Pittsburgh undefeated streak vs. Buffalo:

13, Oct. 27, 1976-Feb. 17, 1979 (5-0-8)

Last Buffalo win at home:

Nov. 17, 2006 (4-2) (0-1-0 since last win)

Last Pittsburgh win at home:

March 13, 2007 (5-4 SO) (0-1-0 since last win)

Last Buffalo win at Pittsburgh:

April 3, 2007 (4-1) (0-0-0 since last win)

Last Pittsburgh win at Buffalo:

Jan. 5, 2007 (4-2) (0-0-0 since last win)

Most goals by Buffalo vs. Pittsburgh:

10, Dec. 7, 1980 (B, 10-1); Mar. 4, 1983 (B, 10-2)

Most goals by Pittsburgh vs. Buffalo:

8, Oct. 13, 1987 (P, 8-3)

Most goals by both teams:

13, Mar. 10, 1976 (B, 7-6); Oct. 12, 1988 (B, 8-5)

Last Buffalo shutout vs. Pittsburgh:

Jan. 21, 2003 (0-0) - Martin Biron

Last Pittsburgh shutout vs. Buffalo:

Jan. 21, 2003 (0-0) - Sebastien Caron

Last Buffalo hat-trick vs. Pittsburgh:

Oct. 12, 1988 - Dave Andreychuk

Last Pittsburgh hat-trick vs. Buffalo:

Feb. 14, 1989 - Mario Lemieux

Last Pittsburgh trade with Buffalo:

Mar. 11, 1999 - Matthew Barnaby to Pittsburgh for Stu Barnes

Overtime record vs. Pittsburgh:

6-5-14

year by year

YEAR	PIT.	ROAD	TOTAL	GF/GA
1970-71	0-2-1	0-0-3	0-2-4	19-22
1971-72	0-1-2	1-1-1	1-2-3	14-14
1972-73	0-0-2	0-3-0	0-3-2	9-14
1973-74	3-0-0	0-2-0	3-2-0	17-15
1974-75	0-0-2	0-3-0	0-3-2	18-30
1975-76	1-2-0	0-2-0	1-4-0	13-27
1976-77	3-0-0	1-0-1	4-0-1	20-12
1977-78	0-0-2	0-0-3	0-0-5	17-17
1978-79	1-0-1	1-0-1	2-0-2	19-15
1979-80	0-2-0	0-2-0	0-4-0	8-30
1980-81	0-2-0	0-1-1	0-3-1	5-21
1981-82	1-1-0	0-1-0	1-2-0	12-15
1982-83	1-0-0	0-1-1	1-1-1	12-18
1983-84	0-2-0	0-1-0	0-3-0	9-16
1984-85	0-0-1	0-2-0	0-2-1	5-12
1985-86	1-0-1	1-0-0	2-0-1	11-6
1986-87	1-0-0	1-0-1	2-0-1	15-10
1987-88	2-0-0	0-0-1	2-0-1	16-9
1988-89	1-0-0	0-2-0	1-2-0	13-16
1989-90	0-2-0	0-1-0	0-3-0	6-14
1990-91	1-0-0	1-0-1	2-0-1	14-10
1991-92	1-1-0	1-0-0	2-1-0	14-11
1992-93	2-0-0	1-1-0	3-1-0	18-16
1993-94	*3-0-0	2-1-0	5-1-0	21-13
1994-95	1-0-1	1-1-0	2-1-1	15-13
1995-96	2-1-0	1-1-1	3-2-1	23-22
1996-97	3-0-0	0-3-0	3-3-0	14-14
1997-98	2-0-1	0-1-1	2-1-2	11-9
1998-99	1-0-1	0-2-0	1-2-1	10-11
1999-00	1-0-1	2-0-0	3-0-1	10-5
2000-01	1-1-0	2-0-0	3-1-0	17-11
2001-02	1-0-1	1-1-0	2-1-1	10-9
2002-03	2-0-0	1-0-1	3-0-1	14-5
2003-04	1-0-1	1-1-0	2-1-1	7-9
2004-05		No Season		
2005-06	0-1-1	0-1-1	0-2-2	10-14
2006-07	1-0-1	1-1-0	2-1-1	11-14
TOTALS	38-18-20	20-37-18	58-55-38	477-519

07-08 schedule

12/29 @ PITTSBURGH, 7:30 p.m.

1/1 @ Buffalo, 1 p.m.

2/17 @ Buffalo, 1 p.m.

3/12 @ PITTSBURGH, 7:30 p.m.

BUFFALO SABRES

regular season

AT PITTSBURGH

Date Score
4/3/07 BUF 4-1
3/13/07 **PIT 5-4
**Shootout

W Goal
Roy
Crosby



Date
1/5/07
11/17/06

Score
PIT 4-2
BUF 4-2

AT BUFFALO

W Goal
Malkin
Drury

individual scoring

PITTSBURGH	GP	G	A	PTS	+/-	PIM	PP	BUFFALO	GP	G	A	PTS	+/-	PIM	PP
CROSBY	4	3	3	6	-3	4	1	BRIERE	4	1	6	7	1	4	0
WHITNEY	3	1	4	5	1	2	1	DRURY	4	3	2	5	1	2	2
GONCHAR	4	1	3	4	-3	2	1	HECHT	4	0	5	5	E	0	0
RECCHI	4	1	3	4	-1	2	0	POMINVILLE	4	2	2	4	1	4	0
STAAL	4	1	2	3	2	0	0	VANEK	4	2	2	4	1	4	0
MALKIN	4	1	1	2	1	6	1	KALININ	4	2	0	2	E	0	0
MALONE	3	1	1	2	-2	4	0	ROY	3	2	0	2	4	0	0
TALBOT	4	1	0	1	-2	0	0	AFINOGENOV	2	1	1	2	1	0	1
MOORE	2	1	0	1	1	0	0	STAFFORD	4	0	2	2	2	0	0
ARMSTRONG	4	0	1	1	-2	0	0	GAUSTAD	2	0	2	2	1	0	0
MELICAR	4	0	1	1	-5	4	0	KOTALIK	3	1	0	1	E	4	0
OUELLET	4	0	1	1	-2	0	0	CAMPBELL	4	0	1	1	1	0	0
SCUDERI	4	0	1	1	-1	4	0	NUMMINEN	4	0	1	1	E	0	0
NASREDDINE	3	0	1	1	1	0	0	LYDMAN	3	0	1	1	3	2	0
ORPIK	4	0	0	0	E	0	0	PAETSCH	3	0	1	1	E	0	0
RUUTU	4	0	0	0	-1	4	0	SPACEK	3	0	1	1	1	4	0
CHRISTENSEN	3	0	0	0	-1	0	0	RYAN	1	0	1	1	1	0	0
PETROVICKY	2	0	0	0	1	0	0	MAIR	4	0	0	0	E	6	0
ROBERTS	2	0	0	0	-2	0	0	PETERS	3	0	0	0	E	0	0
EATON	1	0	0	0	-1	0	0	NOVOTNY	2	0	0	0	1	4	0
EKMAN	1	0	0	0	E	0	0	TALLINDER	2	0	0	0	2	4	0
LARAQUE	1	0	0	0	E	0	0	ZUBRUS	2	0	0	0	E	2	0
LECLAIR	1	0	0	0	-1	0	0	CARD	1	0	0	0	1	0	0
THORBURN	1	0	0	0	E	0	0	MACARTHUR	1	0	0	0	E	0	0
WELCH	1	0	0	0	E	0	0	PAILLE	1	0	0	0	E	0	0

Power Play: 4-22 18.2% / Penalty Killing: 14-17 82.4%

Power Play: 3-17 17.6% / Penalty Killing: 18-22 81.8%

goaltending

PITTSBURGH	GP	Min	Rec	GA	SA	SV	GAA	SV%	BUFFALO	GP	Min	Rec	GA	SA	SV	GAA	SV%
FLEURY	3	184	2-1-0	10	78	68	3.26	.872	MILLER	3	183	1-1-1	8	87	79	2.62	.908
THIBAUT	1	59	0-1-0	3	35	32	3.05	.914	BIRON	1	60	1-0-0	2	36	34	2.00	.944

goals by period

	1ST	2ND	3RD	OT	TOTAL
PITTSBURGH	2	5	4	0	11
BUFFALO	4	5	5	0	14

shots by period

	1ST	2ND	3RD	OT	TOTAL
PITTSBURGH	32	43	46	3	124
BUFFALO	40	38	36	0	114

CALGARY FLAMES



General Manager:

Darryl Sutter

Head Coach:

Mike Keenan

Associate Coaches:

Jim Playfair

Assistant Coaches:

Rob Cookson, Wayne Fleming, Rich Preston & David Marcoux

Web site:

www.calgaryflames.com

Flames vs. Pens

2006-07 Record: 43-29-10; Third place, Northwest

Division, 13th overall

2007 Playoff Record: Lost to Detroit, 4-2, in WCQF

2006-07 Top Scorer: Jarome Iginla (39-55-94)

All-time Calgary scorer vs. Pittsburgh:

Al MacInnis (27gp, 6-23-29)

All-time Pittsburgh scorer vs. Calgary:

Mario Lemieux (26gp, 20-42-62)

Longest Calgary win streak vs. Pittsburgh:

5, Nov. 4, 1977-Nov. 3, 1978

Longest Pittsburgh win streak vs. Calgary:

4, Dec. 16, 1972-Oct. 12, 1973; Mar. 3, 1992-Jan. 23, 1993

Longest Calgary undefeated streak vs. Pittsburgh:

10, Feb. 7, 1981-Feb. 16, 1984 (6-0-4)

Longest Pittsburgh undefeated streak vs. Calgary:

8, Dec. 16, 1972-Mar. 31, 1974 (6-0-2)

Last Calgary win at home:

Dec. 7, 2003 (6-1) (0-0-0 since last win)

Last Pittsburgh win at home:

Dec. 21, 2002 (2-0) (0-1-0 since last win)

Last Calgary win at Pittsburgh:

Dec. 3, 2005 (3-2) (0-0-0 since last win)

Last Pittsburgh win at Calgary:

Jan. 17, 2002 (6-4) (0-1-0 since last win)

Most goals by Calgary vs. Pittsburgh:

10, Feb. 16, 1984 (C, 10-3); Mar. 9, 1989 (C, 10-3)

Most goals by Pittsburgh vs. Calgary:

7, Dec. 19, 1995 (P, 7-1)

Most goals by both teams:

13, Feb. 16, 1984 (C, 10-3); Mar. 9, 1989 (C, 10-3)

Last Calgary shutout vs. Pittsburgh:

Jan. 16, 1982 (4-0) - Pat Riggin

Last Pittsburgh shutout vs. Calgary:

Dec. 21, 2002 (2-0) - Johan Hedberg

Last Calgary hat-trick vs. Pittsburgh:

Dec. 7, 2003 - Shean Donovan

Last Pittsburgh hat-trick vs. Calgary:

Jan. 17, 2002 - Aleksey Morozov

Last Pittsburgh trade with Calgary:

March 11, 2003 - Mathias Johansson and Micki DuPont to Pittsburgh for Shean Donovan.

Overtime record vs. Pittsburgh:

0-0-7

year by year

YEAR	PIT.	ROAD	TOTAL	GF/GA
1972-73	3-0-0	1-1-0	4-1-0	23-15
1973-74	1-0-2	2-1-0	3-1-2	19-18
1974-75	1-0-1	0-1-1	1-1-2	12-14
1975-76	1-0-1	1-1-0	2-1-1	13-10
1976-77	0-1-1	0-2-0	0-3-1	12-18
1977-78	1-1-0	0-2-0	1-3-0	8-13
1978-79	0-2-0	0-1-1	0-3-1	7-16
1979-80	1-0-1	1-1-0	2-1-1	11-11
1980-81	1-1-0	0-1-1	1-2-1	13-19
1981-82	0-0-1	0-1-1	0-1-2	7-11
1982-83	0-2-0	0-1-0	0-3-0	6-14
1983-84	0-0-1	0-1-1	0-1-2	10-17
1984-85	2-0-0	0-0-1	2-0-1	18-13
1985-86	1-0-0	0-2-0	1-2-0	9-14
1986-87	0-2-0	1-0-0	1-2-0	10-11
1987-88	1-0-0	1-0-1	2-0-1	14-10
1988-89	1-1-0	0-1-0	1-2-0	11-15
1989-90	0-0-1	0-2-0	0-2-1	9-13
1990-91	2-0-0	0-1-0	2-1-0	13-12
1991-92	1-0-0	1-1-0	2-1-0	16-12
1992-93	1-0-0	1-0-0	2-0-0	7-5
1993-94	0-0-1	0-1-0	0-1-1	5-7
1994-95	Did Not Play			
1995-96	1-0-0	0-1-0	1-1-0	10-8
1996-97	1-0-0	0-1-0	1-1-0	9-9
1997-98	1-0-0	0-1-0	1-1-0	7-7
1998-99	1-0-0	1-0-0	2-0-0	10-3
1999-00	0-0-0	0-1-0	0-1-0	2-8
2000-01	1-0-0	0-0-1	1-0-1	7-4
2001-02	0-0-0	1-0-0	1-0-0	6-4
2002-03	1-0-0	0-0-0	1-0-0	2-0
2003-04	0-0-0	0-1-0	0-1-0	1-6
2004-05	No Season			
2005-06	0-1-0	0-0-0	0-0-0	2-3
2006-07	Did Not Play			
TOTALS	24-11-10	11-27-8	35-38-18	309-340

07-08 schedule

12/6 @ Calgary, 9 p.m.

FLAMES®

DID NOT PLAY IN 2006-07

AT PITTSBURGH

Date Score W Goal
12/3/05 CGY 3-2 Langkow



AT CALGARY

Date Score W Goal
No games played

2005-06 individual scoring

PITTSBURGH	GP	G	A	PTS	+/-	PIM	PP	CALGARY	GP	G	A	PTS	+/-	PIM	PP
CROSBY	1	1	0	1	-1	2	1	HUSELIUS	1	0	3	3	2	0	0
VANDENBUSSCHE	1	1	0	1	1	0	0	LANGKOW	1	2	0	2	1	2	1
HUSSEY	1	0	1	1	1	0	0	REGEHR	1	0	2	2	1	0	0
LEMIEUX	1	0	1	1	-1	2	0	NILSON	1	1	0	1	1	0	0
TARNSTROM	1	0	1	1	E	4	0	FERENCE	1	0	1	1	1	0	0
WHITNEY	1	0	1	1	-1	0	0	AMONTE	1	0	0	0	E	0	0
CHRISTENSEN	1	0	0	0	-1	4	0	DONOVAN	1	0	0	0	1	0	0
ENDICOTT	1	0	0	0	E	2	0	HAMRLIK	1	0	0	0	-1	0	0
GONCHAR	1	0	0	0	E	0	0	IGINLA	1	0	0	0	1	2	0
JACKMAN	1	0	0	0	E	2	0	KOBASEW	1	0	0	0	-1	2	0
MALONE	1	0	0	0	-1	2	0	LEOPOLD	1	0	0	0	E	0	0
MELICHAIR	1	0	0	0	E	0	0	MCCARTY	1	0	0	0	-1	2	0
MURLEY	1	0	0	0	-1	0	0	MURLEY	1	0	0	0	E	2	0
ORPIK	1	0	0	0	E	0	0	REINPRECHT	1	0	0	0	-1	0	0
PIRIETA	1	0	0	0	1	0	0	RITCHIE	1	0	0	0	E	2	0
POAPST	1	0	0	0	-1	0	0	SIMON	1	0	0	0	E	2	0
RECCHI	1	0	0	0	-1	0	0	WARRENER	1	0	0	0	1	6	0
TALBOT	1	0	0	0	E	0	0	YELLE	1	0	0	0	E	2	0

Power Play: 1-10 10.0% / Penalty Killing: 6-7 85.7% Power Play: 1-7 14.3% / Penalty Killing: 9-10 90.0%

goaltending

PITTSBURGH	GP	Min	Rec	GA	SA	SV	GAA	SV%	CALGARY	GP	Min	Rec	GA	SA	SV	GAA	SV%		
FLEURY	1	60	0	1-0	3	26	23	3.02	.885	KIPRUSOFF	1	60	1	0-0	2	30	28	2.00	.933

goals by period

	1ST	2ND	3RD	OT	TOTAL
PITTSBURGH	0	1	1	0	2
CALGARY	1	0	2	0	3

shots by period

	1ST	2ND	3RD	OT	TOTAL
PITTSBURGH	8	9	13	0	30
CALGARY	12	6	8	0	26

CAROLINA HURRICANES

President/General Manager:

Jim Rutherford

Head Coach:

Peter Laviolette

Associate Coach:

Kevin McCarthy

Assistant Coaches:

Jeff Daniels & Greg Stefan

Web site:

www.carolinahurricanes.com



regular season

AT PITTSBURGH

Date Score
1/2/07 PIT 3-0
10/14/06 CAR 5-1

W Goal
Crosby
Walker



Date Score
3/2/07 CAR 3-2
11/11/06 CAR 6-2

AT CAROLINA

W Goal
Walker
Brind'Amour

individual scoring

PITTSBURGH	GP	G	A	PTS	+/-	PIM	PP	CAROLINA	GP	G	A	PTS	+/-	PIM	PP
CROSBY	4	3	1	4	E	4	0	WALKER	4	4	1	5	4	0	0
RECCHI	4	1	2	3	1	2	0	COMMODORE	4	1	4	5	5	11	0
EKMAN	2	0	2	2	-3	0	0	BRIND'AMOUR	4	1	2	3	1	4	1
WHITNEY	4	1	0	1	-1	4	1	WHITNEY	4	1	2	3	2	0	0
MALONE	3	1	0	1	-1	0	0	WILLIAMS	4	1	2	3	1	8	1
LECLAIR	2	1	0	1	-1	2	0	LAROSE	4	1	1	2	E	0	0
LETANG	1	1	0	1	-1	2	0	STAAL	4	1	1	2	2	2	0
ARMSTRONG	4	0	1	1	-1	6	0	BELANGER	3	1	1	2	2	2	0
GONCHAR	4	0	1	1	-1	6	0	ADAMS	2	1	1	2	2	0	0
MELICHAR	4	0	1	1	E	0	0	COLE	3	0	2	2	1	4	0
RUUTU	4	0	1	1	E	10	0	WALLIN	3	0	2	2	1	6	0
SCUDERI	4	0	1	1	-4	2	0	HUTCHINSON	3	1	0	1	E	4	1
STAAL	4	0	1	1	1	2	0	KABERLE	1	1	0	1	2	0	0
MALKIN	3	0	1	1	E	6	0	LETWOSKI	4	0	1	1	E	2	0
MOORE	3	0	1	1	-2	2	0	TAHABE	4	0	1	1	E	6	0
TALBOT	3	0	1	1	-1	4	0	BARCHUK	3	0	1	1	-1	2	0
OUELLET	4	0	0	0	-1	0	0	LADD	3	0	1	1	E	4	0
ORPIK	3	0	0	0	E	4	0	WESLEY	3	0	1	1	2	2	0
THORBURN	3	0	0	0	-2	14	0	STILLMAN	2	0	1	1	0	4	0
CHRISTENSEN	2	0	0	0	E	2	0	VASICKEK	1	0	1	1	E	0	0
NASREDDINE	2	0	0	0	E	4	0	ADAMS	4	0	0	0	-1	7	0
EATON	1	0	0	0	-1	0	0	GLEASON	2	0	0	0	-1	7	0
LARAQUE	1	0	0	0	-2	0	0	CARTER	1	0	0	0	-1	0	0
ROBERTS	1	0	0	0	-2	7	0	HEDICAN	1	0	0	0	1	4	0
STEWART	1	0	0	0	-1	0	0								
WELCH	1	0	0	0	-1	0	0								

Power Play: 2-28 7.1% / Penalty Killing: 27-30 90.0%

Power Play: 3-30 10.0% / Penalty Killing: 26-28 92.9%

'Canes vs. Pens

2006-07 Record: 40-34-8; Third place, Southeast Division, 20th overall
2007 Playoff Record: Did Not Qualify
2006-07 Top Scorer: Ray Whitney (32-51-83)
All-time Carolina scorer vs. Pittsburgh: Ron Francis (50gp, 21-41-62)
All-time Pittsburgh scorer vs. Carolina: Mario Lemieux (40gp, 30-44-74)
Longest Carolina win streak vs. Pittsburgh: 4, Oct. 28, 1986-Jan. 9, 1988; Feb. 26, 1989-Mar. 25, 1990
Longest Pittsburgh win streak vs. Carolina: 6, Oct. 3, 1997-Apr. 16, 1998
Longest Carolina undefeated streak vs. Pittsburgh: 7, Feb. 26, 1989-Dec. 8, 1990 (6-0-1)
Longest Pittsburgh undefeated streak vs. Carolina: 1992-93
 12, Nov. 22, 1996-Jan. 7, 1999 (9-0-3)
Last Carolina win at home: March 2, 2007 (3-0) (0-0-0 since last win)
Last Pittsburgh win at home: Jan. 2, 2007 (3-0) (0-0-0 since last win)
Last Carolina win at Pittsburgh: Oct. 14, 2006 (5-1) (0-1-0 since last win)
Last Pittsburgh win at Carolina: Feb. 10, 2006 (4-3) (0-2-0 since last win)
Most goals by Carolina vs. Pittsburgh: 9, Nov. 22, 1984 (H, 9-3); Dec. 26, 1980 (H, 9-7); Mar. 30, 1989 (H, 9-5)
Most goals by Pittsburgh vs. Carolina: 10, Apr. 3, 1993 (P, 10-2)
Most goals by both teams: 16, Dec. 26, 1980 (H, 9-7)
Last Carolina shutout vs. Pittsburgh: March 6, 2003 (4-0) – Kevin Weekes
Last Pittsburgh shutout vs. Carolina: Jan. 2, 2007 (3-0) – Marc-Andre Fleury
Last Carolina hat-trick vs. Pittsburgh: Nov. 29, 2003 – Radim Vrbata
Last Pittsburgh hat-trick vs. Carolina: Feb. 16, 1995 – Luc Robitaille
Last Pittsburgh trade with Carolina: March 9, 2006 – Krys Kolanos, Niklas Nordgren and a 2007 second-round pick to Pittsburgh for Mark Recchi
Overtime record vs. Pittsburgh: 3-4-9

year by year

YEAR	PIT.	ROAD	TOTAL	GF/GA
1979-80	1-0-1	0-2-0	1-2-1	15-21
1980-81	1-1-0	1-1-0	2-2-0	20-20
1981-82	1-0-1	1-0-0	2-0-1	18-11
1982-83	1-0-0	2-0-0	3-0-0	14-7
1983-84	1-1-0	1-0-0	2-1-0	11-10
1984-85	1-0-0	0-2-0	1-2-0	10-13
1985-86	1-1-0	0-1-0	1-2-0	12-10
1986-87	0-1-0	0-2-0	0-3-0	12-18
1987-88	2-0-0	0-1-0	2-1-0	13-11
1988-89	0-1-0	1-1-0	1-2-0	15-20
1989-90	0-1-1	0-1-0	0-2-1	9-15
1990-91	0-1-0	1-1-0	1-2-0	10-11
1991-92	0-2-0	0-0-1	0-2-1	11-16
1992-93	1-0-0	2-0-0	3-0-0	21-8
1993-94	2-0-0	2-1-0	4-1-0	23-22
1994-95	1-1-0	1-1-0	2-2-0	15-16
1995-96	3-0-0	0-2-1	3-2-1	28-18
1996-97	0-0-2	2-1-0	2-1-2	22-17
1997-98	3-0-0	3-0-0	6-0-0	22-10
1998-99	1-1-0	1-0-1	2-1-1	13-12
1999-00	1-1-0	1-1-0	2-2-0	14-13
2000-01	0-2-0	1-1-0	1-3-0	12-15
2001-02	0-2-0	0-0-2	0-2-2	6-15
2002-03	1-1-0	1-1-0	2-2-0	7-9
2003-04	1-0-1	0-2-0	1-2-1	9-10
2004-05	No Season			
2005-06	0-2-0	1-0-1	1-2-1	14-17
2006-07	1-1-0	0-2-0	1-3-0	8-14
TOTALS	24-20-6	22-24-6	46-44-12	384-379

07-08 schedule

10/5 @ Carolina, 7 p.m.
 10/19 @ PITTSBURGH, 7:30 p.m.
 2/2 @ PITTSBURGH, 7:30 p.m.
 2/14 @ Carolina, 7 p.m.

goaltending

PITTSBURGH	GP	Min	Rec	GA	SA	SV	GAA	SV%	CAROLINA	GP	Min	Rec	GA	SA	SV	GAA	SV%
FLEURY	2	90	1-1-0	3	51	48	2.00	.941	WARD	4	240	3-1-0	8	107	99	2.00	.925
THIBAUT	3	148	0-2-0	10	69	59	4.04	.855									

goals by period

	1ST	2ND	3RD	OT	TOTAL
PITTSBURGH	2	4	2	0	8
CAROLINA	4	4	6	0	14

shots by period

	1ST	2ND	3RD	OT	TOTAL
PITTSBURGH	36	35	36	0	107
CAROLINA	36	52	33	0	121

CHICAGO BLACKHAWKS

General Manager:

Dale Tallon

Head Coach:

Trent Yawney

Assistant Coaches:

Mark Hardy & John Torchetti

Web site:

www.chicagoblackhawks.com



Hawks vs. Pens

2006-07 Record: 31-42-9; Fifth place, Central Division, 26th overall

2007 Playoff Record: Did Not Qualify

2006-07 Top Scorer: Martin Havlat (25-32-57)

All-time Chicago scorer vs. Pittsburgh:

Stan Mikita (52gp, 32-39-71)

All-time Pittsburgh scorer vs. Chicago:

Mario Lemieux (27gp, 25-37-62)

Longest Chicago win streak vs. Pittsburgh:

9, Dec. 18, 1968-Dec. 20, 1970

Longest Pittsburgh win streak vs. Chicago:

3, Oct. 22, 1998-Mar. 12, 1989; Dec. 26, 2000-Mar. 29, 2001

Longest Chicago undefeated streak vs. Pittsburgh:

9, Dec. 28, 1968-Dec. 20, 1970 (9-0-0); Jan. 4, 1981-Mar. 14, 1983 (7-0-2)

Longest Pittsburgh undefeated streak vs. Chicago:

6, Dec. 2, 1978-Dec. 19, 1979 (2-0-4); Mar. 5, 1998-Mar. 29, 2001 (4-0-2)

Last Chicago win at home:

Jan. 18, 2006 (4-1) (0-0-0 since last win)

Last Pittsburgh win at home:

Feb. 14, 2007 (5-4 SO) (0-0-0 since last win)

Last Chicago win at Pittsburgh:

Feb. 22, 1997 (5-2) (0-4-3 since last win)

Last Pittsburgh win at Chicago:

Oct. 30, 2003 (1-0) (0-1-0 since last win)

Most goals by Chicago vs. Pittsburgh:

9, Jan. 21, 1973 (C, 9-3); Mar. 19, 1978 (C, 9-1)

Most goals by Pittsburgh vs. Chicago:

10, Feb. 21, 1976 (P, 10-1)

Most goals by both teams:

13, Oct. 23, 1968 (C, 8-5); Dec. 6, 1988 (P, 7-6)

Last Chicago shutout vs. Pittsburgh:

Jan. 6, 2002 (2-0) – Jocelyn Thibault

Last Pittsburgh shutout vs. Chicago:

Dec. 29, 2003 (1-0) – Sebastien Caron

Last Chicago hat-trick vs. Pittsburgh:

Nov. 8, 1992 – Michel Goulet

Last Pittsburgh hat-trick vs. Chicago:

Jan. 25, 2003 – Alexei Kovalev

Last Pittsburgh trade with Chicago:

Aug. 10, 2005 – Jocelyn Thibault to Pittsburgh for 2006 fourth-round pick.

Overtime record vs. Pittsburgh: 0-1-6

year by year

YEAR	PIT.	ROAD	TOTAL	GF/GA
1967-68	1-0-1	0-2-0	1-2-1	10-14
1968-69	1-2-0	1-2-0	2-4-0	22-28
1969-70	0-3-0	0-3-0	0-6-0	7-27
1970-71	2-1-0	0-3-0	2-4-0	12-17
1971-72	0-3-0	0-2-1	0-5-1	11-27
1972-73	2-0-0	1-2-0	3-2-0	15-18
1973-74	0-3-0	1-2-0	1-5-0	12-20
1974-75	2-0-0	0-1-1	2-1-1	20-14
1975-76	1-1-0	0-1-1	1-2-1	21-16
1976-77	2-0-0	0-2-0	2-2-0	12-9
1977-78	2-0-0	0-1-1	2-1-1	12-16
1978-79	2-0-0	0-0-2	2-0-2	15-8
1979-80	0-1-1	0-1-1	0-2-2	7-9
1980-81	1-1-0	0-2-0	1-3-0	15-20
1981-82	0-0-1	0-1-1	0-1-2	11-14
1982-83	0-2-0	0-1-0	0-3-0	9-15
1983-84	0-0-1	1-1-0	1-1-1	7-7
1984-85	1-1-0	0-1-0	1-2-0	12-15
1985-86	1-0-0	0-1-1	1-1-1	12-13
1986-87	1-1-0	1-0-0	2-1-0	9-4
1987-88	1-0-0	1-1-0	2-1-0	17-12
1988-89	2-0-0	1-0-0	3-0-0	20-15
1989-90	0-1-0	0-2-0	0-3-0	11-16
1990-91	0-2-0	0-1-0	0-3-0	7-15
1991-92	0-0-1	1-0-0	1-0-1	8-7
1992-93	1-0-0	0-1-0	1-1-0	6-8
1993-94	1-0-0	0-1-0	1-1-0	5-7
1994-95		Did Not Play		
1995-96	1-0-0	0-1-0	1-1-0	7-8
1996-97	0-1-0	0-1-0	0-2-0	3-7
1997-98	0-0-1	0-1-0	0-1-1	3-5
1998-99	1-0-0	0-0-0	1-0-0	5-2
1999-00	0-0-1	1-0-0	1-0-1	7-5
2000-01	1-0-0	1-0-0	2-0-0	9-2
2001-02	0-0-0	0-1-0	0-1-0	0-2
2002-03	1-0-0	0-0-1	1-0-1	6-4
2003-04	1-0-0	1-0-0	2-0-0	2-0
2004-05		No Season		
2005-06	0-0-0	0-1-0	0-1-0	1-4
2006-07	1-0-0	0-0-0	1-0-0	4-4
TOTALS	30-23-7	11-40-10	40-63-17	372-434

07-08 schedule

No games scheduled

CHICAGO BLACKHAWKS®

regular season

AT PITTSBURGH

Date Score

2/14/07 **PIT 5-4

**Shootout

W Goal

Christensen



Date

Score

No games played

AT CHICAGO

W Goal

individual scoring

PITTSBURGH	GP	G	A	PTS	+/-	PIM	PP	CHICAGO	GP	G	A	PTS	+/-	PIM	PP
MALKIN	1	1	0	1	-1	0	0	MACDONALD	1	1	0	1	2	0	0
OUELLET	1	1	0	1	1	0	0	RUUTU	1	1	0	1	E	0	0
PETROVICKY	1	1	0	1	1	0	0	SHARP	1	1	0	1	-1	0	0
TALBOT	1	1	0	1	1	0	0	ST. PIERRE	1	1	0	1	-1	0	1
CHRISTENSEN	1	0	1	1	E	0	0	ARKHIPOV	1	0	1	1	E	0	0
CROSBY	1	0	1	1	E	2	0	AUCOIN	1	0	1	1	-1	0	0
MOORE	1	0	1	1	1	0	0	HAVLAT	1	0	1	1	-2	0	0
RUUTU	1	0	1	1	E	0	0	KUKKONEN	1	0	1	1	E	0	0
SCUDERI	1	0	1	1	1	0	0	LAPOINTE	1	0	1	1	1	2	0
ARMSTRONG	1	0	0	0	E	0	0	PARENTEAU	1	0	1	1	E	0	0
EATON	1	0	0	0	2	2	0	VRBATA	1	0	1	1	-1	0	0
GONCHAR	1	0	0	0	1	0	0	BARKER	1	0	0	0	E	2	0
MALONE	1	0	0	0	E	2	0	BONDRA	1	0	0	0	-1	0	0
MELICHAR	1	0	0	0	1	2	0	KEITH	1	0	0	0	E	2	0
ORPIK	1	0	0	0	-1	0	0	SEABROOK	1	0	0	0	E	4	0
RECCHI	1	0	0	0	E	0	0	SMOLINSKI	1	0	0	0	-2	0	0
STAAL	1	0	0	0	-1	0	0	STEWART	1	0	0	0	E	0	0
WHITNEY	1	0	0	0	-2	0	0	WISNIEWSKI	1	0	0	0	E	0	0

Power Play: 0-5 0% / Penalty Killing: 3-4 75.0%

Power Play: 1-4 25.0% / Penalty Killing: 5-5 100%

goaltending

PITTSBURGH	GP	Min	Rec	GA	SA	SV	GAA	SV%	CHICAGO	GP	Min	Rec	GA	SA	SV	GAA	SV%
FLEURY	1	65	1-0-0	4	28	24	3.69	.857	KHABIBULIN	1	65	0-0-1	4	33	29	3.69	.879

goals by period

	1ST	2ND	3RD	OT	TOTAL
PITTSBURGH	1	2	1	0	4
CHICAGO	1	1	2	0	4

shots by period

	1ST	2ND	3RD	OT	TOTAL
PITTSBURGH	12	10	7	4	33
CHICAGO	7	9	10	2	28

COLORADO AVALANCHE

Exec. VP/General Manager:

Francois Giguere

Head Coach:

Joel Quenneville

Assistant Coaches:

Jacques Cloutier & Tony Granato

Web site:

www.coloradoavalanche.com



Avs vs. Pens

2006-07 Record: 44-31-7; Fourth place, Northwest Division, 14th overall

2007 Playoff Record: Did Not Qualify

2006-07 Top Scorer: Joe Sakic (36-64-100)

All-time Colorado scorer vs. Pittsburgh:

Joe Sakic (39gp, 27-35-62)

All-time Pittsburgh scorer vs. Colorado:

Mario Lemieux (33gp, 30-36-66)

Longest Colorado win streak vs. Pittsburgh:

10, Oct. 21, 1982-Oct. 19, 1985

Longest Pittsburgh win streak vs. Colorado:

7, Mar. 22, 1986-Mar. 27, 1988

Longest Colorado undefeated streak vs. Pittsburgh:

11, Oct. 21, 1982-Oct. 26, 1985 (10-0-1)

Longest Pittsburgh undefeated streak vs. Colorado:

9, Oct. 25, 1990-Apr. 3, 1993 (7-0-2)

Last Colorado win at home:

Mar. 1, 2003 (4-1) (0-0-0 since last win)

Last Pittsburgh win at home:

Dec. 5, 2005 (4-3) (0-0-0 since last win)

Last Colorado win at Pittsburgh:

Jan. 24, 2004 (5-3) (0-1-0 since last win)

Last Pittsburgh win at Colorado:

Feb. 25, 1999 (3-2) (0-2-0-1 since last win)

Most goals by Colorado vs. Pittsburgh:

10, Dec. 29, 1984 (Q, 10-2)

Most goals by Pittsburgh vs. Colorado:

8, Mar. 3, 1987 (P, 8-1); Nov. 16, 1989 (P, 8-2)

Most goals by both teams:

14, Mar. 8, 1984 (Q, 8-6)

Last Quebec/Colorado shutout vs. Pittsburgh:

Feb. 24, 1980 (2-0) – Michel Dion

Last Pittsburgh shutout vs. Quebec/Colorado:

Jan. 27, 1994 (3-0) – Ken Wreggett

Last Colorado hat-trick vs. Pittsburgh:

Jan. 3, 1998 – Valeri Kamensky

Last Pittsburgh hat-trick vs. Quebec/Colorado:

Nov. 18, 1991 – Kevin Stevens

Last Pittsburgh trade with Colorado:

March 19, 2002 – Ville Nieminen and Rick Berry to Pittsburgh for Darius Kasparaitis

Overtime record vs. Pittsburgh: 3-1-6

year by year

YEAR	PIT.	ROAD	TOTAL	GF/GA
1979-80	2-0-0	0-2-0	2-2-0	10-9
1980-81	1-0-1	1-1-0	2-1-1	15-16
1981-82	1-0-0	2-0-0	3-0-0	15-6
1982-83	0-2-0	0-1-0	0-3-0	11-22
1983-84	0-1-0	0-2-0	0-3-0	8-21
1984-85	0-2-0	0-1-0	0-3-0	6-26
1985-86	0-0-1	1-1-0	1-1-1	14-12
1986-87	2-0-0	1-0-0	3-0-0	19-6
1987-88	1-0-0	2-0-0	3-0-0	17-11
1988-89	1-1-0	0-1-0	1-2-0	8-16
1989-90	1-0-0	1-1-0	2-1-0	17-9
1990-91	2-0-0	1-0-0	3-0-0	18-11
1991-92	1-0-1	1-0-0	2-0-1	17-10
1992-93	1-0-1	1-0-0	2-0-1	16-11
1993-94	1-2-0	0-2-0	1-4-0	17-25
1994-95	1-1-0	1-1-0	2-2-0	18-17
1995-96	0-1-0	0-0-1	0-1-1	8-11
1996-97	0-1-0	0-1-0	0-2-0	6-10
1997-98	0-1-0	0-0-1	0-1-1	7-8
1998-99	0-1-0	1-0-0	1-1-0	4-5
1999-00	0-0-1	0-1-0	0-1-1	6-7
2000-01	0-1-0	0-1-0	0-2-0	3-8
2001-02	0-1-0	0-0-0	0-1-0	1-3
2002-03	0-1-0	0-1-0	0-2-0	3-9
2003-04	0-1-0	0-0-0	0-1-0	3-5
2004-05		No Season		
2005-06	1-0-0	0-0-0	1-0-0	4-3
2006-07		Did Not Play		
TOTALS	16-17-5	13-17-2	29-34-7	271-297

07-08 schedule

11/1 @ Colorado, 9 p.m.



DID NOT PLAY IN 2006-07

AT PITTSBURGH

Date 12/10/05
Score PIT 4-3

W Goal Talbot



Date

Score No games played

AT COLORADO

W Goal

2005-06 individual scoring

PITTSBURGH	GP	G	A	PTS	+/-	PIM	PP	COLORADO	GP	G	A	PTS	+/-	PIM	PP
RECCHI	1	1	1	2	1	0	0	HEIDUK	1	1	0	1	-1	2	1
PIRJETA	1	0	2	2	2	0	0	HINOTE	1	1	0	1	1	0	0
CHRISTENSEN	1	1	0	1	-1	2	0	SVATOS	1	1	0	1	E	0	0
TALBOT	1	1	0	1	E	0	0	BLAKE	1	0	1	1	-1	2	0
TARNSTROM	1	1	0	1	-1	0	1	BRUNETTE	1	0	1	1	1	0	0
CROSBY	1	0	1	1	-1	2	0	MCLEAN	1	0	1	1	E	0	0
GONCHAR	1	0	1	1	E	2	0	SAKIC	1	0	1	1	-2	0	0
MURLEY	1	0	1	1	2	0	0	SKRASTINS	1	0	1	1	1	0	0
ORPIK	1	0	1	1	E	0	0	TANGUAY	1	0	1	1	-2	0	0
BOGUNIECKI	1	0	0	0	E	2	0	BRISEBOIS	1	0	0	0	E	6	0
ENDICOTT	1	0	0	0	E	2	0	CLARK	1	0	0	0	E	0	0
HUSSEY	1	0	0	0	E	0	0	LAAKSONEN	1	0	0	0	E	0	0
JACKMAN	1	0	0	0	E	0	0	LAPERIERE	1	0	0	0	E	0	0
MALONE	1	0	0	0	E	2	0	LILES	1	0	0	0	-2	2	0
MELICHAR	1	0	0	0	2	2	0	MAY	1	0	0	0	-1	0	0
ODELEIN	1	0	0	0	-1	2	0	MCCORMICK	1	0	0	0	1	0	0
VANDEBUSSCHE	1	0	0	0	E	0	0	TURGEON	1	0	0	0	E	2	0
WHITNEY	1	0	0	0	2	0	0	VAANANEN	1	0	0	0	E	0	0

Power Play: 1-7 14.3% / Penalty Killing: 7-8 87.5%

Power Play: 1-8 12.5% / Penalty Killing: 6-7 85.7%

goaltending

PITTSBURGH	GP	Min	Rec	GA	SA	SV	GAA	SV%	COLORADO	GP	Min	Rec	GA	SA	SV	GAA	SV%
FLEURY	1	60	1-0-0	3	26	23	3.02	.885	KOLESNIK	1	58	0-1-0	4	35	31	4.11	.886

goals by period

	1ST	2ND	3RD	OT	TOTAL
PITTSBURGH	2	1	1	0	4
COLORADO	1	1	1	0	3

shots by period

	1ST	2ND	3RD	OT	TOTAL
PITTSBURGH	18	7	10	0	35
COLORADO	11	9	6	0	26

COLUMBUS BLUE JACKETS

General Manager:

Scott Howson

Head Coach:

Ken Hitchcock

Associate Coaches:

Gord Murphy, Claude Noel & Gary Agnew

Web site:

www.bluejackets.com



Jackets vs. Pens

2006-07 Record: 33-42-7; Fourth place, Central Division, 24th overall

2007 Playoff Record: Did Not Qualify

2006-07 Top Scorer: David Vyborny (16-48-64)

All-time Columbus scorer vs. Pittsburgh:

Mike Sillinger (3gp, 4-5-9)

All-time Pittsburgh scorer vs. Columbus:

Alexei Kovalev (5gp, 3-3-6)

Longest Columbus win streak vs. Pittsburgh:

2, Mar. 11, 2002-Dec. 31, 2002

Longest Pittsburgh win streak vs. Columbus:

3, Oct. 21, 2000-Feb. 28, 2002

Longest Columbus undefeated streak vs. Pittsburgh:

2, Mar. 11, 2002-Dec. 31, 2002 (2-0-0)

Longest Pittsburgh undefeated streak vs. Columbus:

3, Oct. 21, 2000-Feb. 28, 2002 (3-0-0)

Last Columbus win at home:

Jan. 11, 2006 (6-1) (0-0-0 since last win)

Last Pittsburgh win at home:

Oct. 21, 2006 (5-3) (0-0-0 since last win)

Last Columbus win at Pittsburgh:

Mar. 11, 2002 (4-2) (0-2-0 since last win)

Last Pittsburgh win at Columbus:

Feb. 28, 2002 (4-3 OT) (0-2-0 since last win)

Most goals by Columbus vs. Pittsburgh:

6, Jan. 11, 2006 (C, 6-1)

Most goals by Pittsburgh vs. Columbus:

5, Oct. 21, 2000 (P, 5-2); Dec. 13, 2003 (P, 5-3); Oct. 21, 2006 (P, 5-3)

Most goals by both teams:

8, Dec. 13, 2003 (P, 5-3); Oct. 21, 2006 (P, 5-3)

Last Columbus shutout vs. Pittsburgh:

None

Last Pittsburgh shutout vs. Columbus:

None

Last Columbus hat-trick vs. Pittsburgh:

None

Last Pittsburgh hat-trick vs. Columbus:

None

Last Pittsburgh trade with Columbus:

Mar. 9, 2004 – Lasse Pirjeta to Pittsburgh for Brian Holzinger

Overtime record vs. Pittsburgh: 0-2-0

year by year

YEAR	PIT.	ROAD	TOTAL	GF/GA
2000-01	1-0-0	1-0-0	2-0-0	8-4
2001-02	0-1-0	1-0-0	1-1-0	6-7
2002-03	0-0-0	0-1-0	0-1-0	2-5
2003-04	1-0-0	0-0-0	1-0-0	5-3
2004-05	No Season			
2005-06	0-0-0	0-1-0	0-1-0	1-6
2006-07	1-0-0	0-0-0	1-0-0	5-3
TOTALS	3-1-0	2-2-0	5-3-0	27-28

07-08 schedule

No games scheduled

COLUMBUS BLUE JACKETS™

regular season

AT PITTSBURGH

Date 10/21/06
Score PIT 5-3

W Goal
Malkin



Date

Score
No games played

AT COLUMBUS

Score

W Goal

individual scoring

PITTSBURGH	GP	G	A	PTS	+/-	PIM	PP	COLUMBUS	GP	G	A	PTS	+/-	PIM	PP
STAAL	1	2	0	2	1	0	0	ZHERDEV	1	1	1	2	1	0	1
GONCHAR	1	1	1	2	E	2	1	VYBORNYY	1	0	2	2	-1	0	0
OUELLET	1	1	1	2	-1	2	1	BRULE	1	1	0	1	-1	4	1
RECCHI	1	0	2	2	1	0	0	MODIN	1	1	0	1	1	0	0
MALKIN	1	1	0	1	E	0	1	CARTER	1	0	1	1	1	0	0
CROSBY	1	0	1	1	E	4	0	WESTCOTT	1	0	1	1	-1	2	0
MALONE	1	0	1	1	-1	19	0	BALASTIK	1	0	0	0	E	0	0
SCUDERI	1	0	1	1	1	0	0	CHIMERA	1	0	0	0	E	2	0
WHITNEY	1	0	1	1	-1	2	0	FOOTE	1	0	0	0	1	2	0
ARMSTRONG	1	0	0	0	E	0	0	HAINSEY	1	0	0	0	1	0	0
EATON	1	0	0	0	1	0	0	HARTIGAN	1	0	0	0	E	0	0
EKMAN	1	0	0	0	E	2	0	JOHNSON	1	0	0	0	-1	2	0
LECLAIR	1	0	0	0	E	2	0	KLESLA	1	0	0	0	E	7	0
LETANG	1	0	0	0	E	0	0	MALHOTRA	1	0	0	0	E	0	0
MELICHAR	1	0	0	0	-1	4	0	NASH	1	0	0	0	-1	4	0
MOORE	1	0	0	0	-1	2	0	SHELLEY	1	0	0	0	E	0	0
ROY	1	0	0	0	E	0	0	SVITOV	1	0	0	0	E	0	0
RUUTU	1	0	0	0	E	2	0	TOLLEFS	1	0	0	0	E	4	-0

Power Play: 3-9 33.3% / Penalty Killing: 9-11 81.8%

Power Play: 2-11 18.2% / Penalty Killing: 6-9 66.7%

goaltending

PITTSBURGH	GP	Min	Rec	GA	SA	SV	GAA	SV%	COLUMBUS	GP	Min	Rec	GA	SA	SV	GAA	SV%
FLEURY	1	60	1-0-0	3	39	36	3.00	.923	NORRENA	1	57	0-1-0	5	34	29	5.26	.853

goals by period

	1ST	2ND	3RD	OT	TOTAL
PITTSBURGH	2	1	2	0	5
COLUMBUS	1	1	1	0	3

shots by period

	1ST	2ND	3RD	OT	TOTAL
PITTSBURGH	6	13	15	0	34
COLUMBUS	11	12	16	0	39

DALLAS STARS

General Manager:

Doug Armstrong

Head Coach:

Dave Tippett

Associate Coach:

Rick Wilson

Assistant Coaches:

Mark Lamb & Andy Moog

Web site:

www.dallasstars.com



Stars vs. Pens

2006-07 Record: 50-25-7; Third place, Pacific Division, Sixth overall

2007 Playoff Record: Lost to Vancouver, 4-3, WCQF

2006-07 Top Scorer: Mike Ribeiro (18-41-59)

All-time Dallas scorer vs. Pittsburgh:

Bill Goldsworthy (54gp, 23-22-45)

All-time Pittsburgh scorer vs. Dallas:

Rick Kehoe (36gp, 19-27-46)

Longest Dallas win streak vs. Pittsburgh:

4, Oct. 28, 1971-Feb. 20, 1972; Jan. 12, 1983-Dec. 1, 1983

Longest Pittsburgh win streak vs. Dallas:

8, Oct. 15, 1985-Mar. 1, 1988

Longest Dallas undefeated streak vs. Pittsburgh:

8, Mar. 16, 1997-Jan. 19, 2001 (6-0-2)

Longest Pittsburgh undefeated streak vs. Dallas:

8, Oct. 15, 1985-Mar. 1, 1988 (8-0-0)

Last Dallas win at home:

March 2, 2003 (3-1) (0-0-1 since last win)

Last Pittsburgh win at home:

March 9, 2004 (4-0) (0-0-0 since last win)

Last Dallas win at Pittsburgh:

Dec. 23, 2000 (8-2) (0-2-0 since last win)

Last Pittsburgh win at Dallas:

Jan. 26, 2007 (4-3 SO) (0-0-0 since last win)

Most goals by Dallas vs. Pittsburgh:

10, March 7, 1973 (M, 10-4)

Most goals by Pittsburgh vs. Dallas:

9, Jan. 12, 1989 (P, 9-2)

Most goals by both teams:

15, Dec. 21, 1974 (M, 8-7); Feb. 2, 1982 (M, 9-6)

Last Dallas shutout vs. Pittsburgh:

March 22, 1998 (0-0) – Ed Belfour

Last Pittsburgh shutout vs. Dallas:

March 9, 2004 (4-0) – Jean-Sebastien Aubin

Last Dallas hat-trick vs. Pittsburgh:

Nov. 5, 1997 – Joe Nieuwendyk

Last Pittsburgh hat-trick vs. Minnesota/Dallas:

March 4, 1990 – Rob Brown

Last Pittsburgh trade with Dallas:

June 22, 1996 – Kevin Hatcher to Pittsburgh for Sergei Zubov

Overtime record vs. Pittsburgh:

1-2-3

year by year

YEAR	PIT.	ROAD	TOTAL	GF/GA
1967-68	2-1-2	2-2-1	4-3-3	33-29
1968-69	2-2-0	3-1-0	5-3-0	25-15
1969-70	3-1-0	2-1-1	5-2-1	33-27
1970-71	1-1-1	0-2-1	1-3-2	12-13
1971-72	2-1-0	0-3-0	2-4-0	11-17
1972-73	2-1-0	0-2-0	2-3-0	18-21
1973-74	1-0-1	1-2-0	2-2-1	17-20
1974-75	2-0-0	1-1-0	3-1-0	21-14
1975-76	1-0-1	1-1-0	2-1-1	15-10
1976-77	2-0-0	1-1-0	3-1-0	17-9
1977-78	2-0-0	0-2-0	2-2-0	18-17
1978-79	2-0-0	1-1-0	3-1-0	19-11
1979-80	1-1-0	0-2-0	1-3-0	12-15
1980-81	1-1-0	0-2-0	1-3-0	13-18
1981-82	1-1-0	0-1-0	1-2-0	14-15
1982-83	0-1-0	0-1-1	0-2-1	8-16
1983-84	1-1-0	0-1-0	1-2-0	12-12
1984-85	0-1-0	1-1-0	1-2-0	10-10
1985-86	2-0-0	1-0-0	3-0-0	10-7
1986-87	1-0-0	2-0-0	3-0-0	10-7
1987-88	2-0-0	0-1-0	2-1-0	12-9
1988-89	0-1-0	1-1-0	1-2-0	12-11
1989-90	1-1-0	0-0-1	1-1-1	14-16
1990-91	1-0-0	1-1-0	2-1-0	11-10
1991-92	1-0-0	1-1-0	2-1-0	13-8
1992-93	0-1-0	1-0-0	1-1-0	7-7
1993-94	0-1-0	0-1-0	0-2-0	5-12
1994-95		Did Not Play		
1995-96	1-0-0	1-0-0	2-0-0	9-3
1996-97	1-0-0	0-1-0	1-1-0	5-7
1997-98	0-1-0	0-0-1	0-1-1	2-5
1998-99	0-0-1	0-1-0	0-1-1	6-8
1999-00	0-0-0	0-1-0	0-1-0	4-6
2000-01	0-1-0	0-1-0	0-2-0	7-14
2001-02	1-0-0	0-0-0	1-0-0	3-2
2002-03	0-0-0	0-1-0	0-1-0	1-3
2003-04	1-0-0	0-0-0	1-0-0	4-0
2004-05		No Season		
2005-06		Did Not Play		
2006-07	0-0-0	1-0-0	1-0-0	4-3
TOTALS	38-19-6	22-37-6	60-56-12	447-427

07-08 schedule

11/30 @ PITTSBURGH, 7:30 p.m.

DALLAS STARS

regular season

AT PITTSBURGH

Date Score W Goal
No games played



Date 1/26/07
**Shootout

Score **PIT 4-3

AT DALLAS

W Goal Christensen

individual scoring

PITTSBURGH	GP	G	A	PTS	+/-	PIM	PP	DALLAS	GP	G	A	PTS	+/-	PIM	PP
RECCHI	1	2	0	2	1	2	1	BOUCHER	1	0	2	2	-1	0	0
CROSBY	1	0	2	2	1	0	0	JOKINEN	1	1	0	1	1	0	0
WHITNEY	1	0	2	2	E	0	0	STEFAN	1	1	0	1	1	2	0
STAAL	1	1	0	1	E	0	0	ZUBOV	1	1	0	1	1	0	1
MALONE	1	0	1	1	1	0	0	BARNES	1	0	1	1	1	0	0
OUELLET	1	0	1	1	E	2	0	HAGMAN	1	0	1	1	1	0	0
ARMSTRONG	1	0	0	0	E	0	0	MIETTINEN	1	0	1	1	1	0	0
CHRISTENSEN	1	0	0	0	E	0	0	BARCH	1	0	0	0	E	0	0
EATON	1	0	0	0	E	0	0	DALEY	1	0	0	0	E	0	0
GONCHAR	1	0	0	0	E	0	0	ERIKSSON	1	0	0	0	-1	0	0
MOORE	1	0	0	0	-1	0	0	LEHTINEN	1	0	0	0	-1	2	0
NASREDDINE	1	0	0	0	E	0	0	LINDROS	1	0	0	0	E	0	0
ORPIK	1	0	0	0	E	0	0	MODRY	1	0	0	0	E	0	0
RUUTU	1	0	0	0	-1	5	0	OTT	1	0	0	0	-1	0	0
SCUDERI	1	0	0	0	E	0	0	RIBEIRO	1	0	0	0	-1	0	0
TALBOT	1	0	0	0	E	0	0	ROBIDAS	1	0	0	0	E	5	0
THORBURN	1	0	0	0	-1	0	0	SYDOR	1	0	0	0	E	0	0

Power Play: 1-2 50% / Penalty Killing: 1-2 50%

goaltending

PITTSBURGH	GP	Min	Rec	GA	SA	SV	GAA	SV%	DALLAS	GP	Min	Rec	GA	SA	SV	GAA	SV%
FLEURY	1	65	1-0-0	3	35	32	2.77	.914	TURCO	1	65	0-0-1	3	27	24	2.77	.889

goals by period

	1ST	2ND	3RD	OT	TOTAL
PITTSBURGH	0	2	1	0	3
DALLAS	1	1	1	0	3

shots by period

	1ST	2ND	3RD	OT	TOTAL
PITTSBURGH	8	11	5	3	27
DALLAS	8	11	14	2	35

DETROIT RED WINGS

General Manager:

Ken Holland

Head Coach:

Mike Babcock

Assistant Coaches:

Paul MacLean & Todd McLellan

Web site:

www.detroitredwings.com



Wings vs. Pens

2006-07 Record: 50-19-13; First place, Central Division, Second overall

2007 Playoff Record: Defeated Calgary, 4-2, in WCQF; Defeated San Jose, 4-2, in WCSF; Lost to Anaheim, 4-2, in WCF

2005-06 Top Scorer: Pavel Datsyuk (27-60-87)

All-time Detroit scorer vs. Pittsburgh:

Steve Yzerman (39gp, 16-32-48)

All-time Pittsburgh scorer vs. Detroit:

Mario Lemieux (27gp, 21-37-58)

Longest Detroit win streak vs. Pittsburgh:

5, Dec. 23, 1982-Feb. 9, 1984

Longest Pittsburgh win streak vs. Detroit:

4, Feb. 13, 1974-Dec. 15, 1974

Longest Detroit undefeated streak vs. Pittsburgh:

9, Mar. 5, 1972-Jan. 27, 1974 (5-0-4)

Longest Pittsburgh undefeated streak vs. Detroit:

11, Dec. 17, 1988-Feb. 3, 1992 (7-0-4)

Last Detroit win at home:

Dec. 5, 2005 (3-1) (0-0-0 since last win)

Last Pittsburgh win at home:

Oct. 18, 2003 (4-3) (0-1-0 since last win)

Last Detroit win at Pittsburgh:

Oct. 7, 2006 (2-0) (0-0-0 since last win)

Last Pittsburgh win at Detroit:

Dec. 10, 2000 (4-3) (0-2-0 since last win)

Most goals by Detroit vs. Pittsburgh:

9, Feb. 9, 1984 (D, 9-3)

Most goals by Pittsburgh vs. Detroit:

10, Jan. 28, 1989 (P, 10-5)

Most goals by both teams:

15, Jan. 28, 1989 (P, 10-5)

Last Detroit shutout vs. Pittsburgh:

Oct. 7, 2006 (2-0) – Dominik Hasek

Last Pittsburgh shutout vs. Detroit:

Apr. 11, 1999 (3-0) – Tom Barrasso

Last Detroit hat-trick vs. Pittsburgh:

Oct. 25, 2002 – Sergei Fedorov

Last Pittsburgh hat-trick vs. Detroit:

Oct. 22, 1992 – Mario Lemieux

Last Pittsburgh trade with Detroit:

March 9, 2006 – Cory Cross to Detroit for a 2007 fourth-round pick.

Overtime record vs. Pittsburgh: 2-1-6

year by year

YEAR	PIT.	ROAD	TOTAL	GF/GA
1967-68	1-1-0	0-2-0	1-3-0	12-21
1968-69	2-1-0	0-3-0	2-4-0	14-20
1969-70	1-2-0	1-2-0	2-4-0	17-21
1970-71	3-0-0	0-1-2	3-1-2	30-13
1971-72	2-1-0	0-3-0	2-4-0	19-25
1972-73	0-1-1	0-1-2	0-2-3	7-9
1973-74	2-1-0	0-1-1	2-2-1	20-13
1974-75	2-1-0	2-1-0	4-2-0	24-15
1975-76	3-0-0	1-1-1	4-1-1	24-13
1976-77	3-0-0	1-2-0	4-2-0	19-17
1977-78	1-1-1	1-2-0	2-3-1	21-22
1978-79	4-0-0	1-3-0	5-3-0	29-31
1979-80	2-0-0	0-2-0	2-2-0	18-19
1980-81	2-0-0	0-1-1	2-1-1	13-11
1981-82	1-0-0	0-2-0	1-2-0	11-11
1982-83	0-1-1	0-1-0	0-2-1	11-17
1983-84	0-1-0	0-2-0	0-3-0	9-21
1984-85	1-1-0	0-0-1	1-1-1	10-10
1985-86	1-0-0	1-1-0	2-1-0	15-11
1986-87	1-1-0	0-1-0	1-2-0	5-6
1987-88	1-0-0	0-2-0	1-2-0	13-15
1988-89	2-0-0	0-0-1	2-0-1	19-13
1989-90	1-0-0	1-0-1	2-0-1	14-7
1990-91	2-0-0	1-0-0	3-0-0	16-5
1991-92	0-0-1	0-1-1	0-1-2	10-11
1992-93	1-0-0	0-1-0	1-1-0	9-14
1993-94	0-1-0	1-0-0	1-1-0	9-10
1994-95		Did Not Play		
1995-96	1-0-0	0-1-0	1-1-0	5-5
1996-97	0-1-0	0-1-0	0-2-0	6-10
1997-98	1-0-0	0-0-1	1-0-1	5-3
1998-99	1-0-0	1-0-0	2-0-0	5-1
1999-00	1-0-0	0-1-0	1-1-0	6-6
2000-01	0-0-0	1-0-0	1-0-0	4-3
2001-02	0-1-0	0-0-0	0-1-0	2-4
2002-03	0-1-0	0-1-0	0-2-0	4-12
2003-04	1-0-0	0-0-0	1-0-0	4-3
2004-05		No Season		
2005-06	0-0-0	0-1-0	0-1-0	1-3
2006-07	0-1-0	0-0-0	0-1-0	0-2
TOTALS	44-18-4	13-41-12	57-59-16	460-453

07-08 schedule

No games scheduled

Detrôit Red Wings®

regular season

AT PITTSBURGH

Date 10/7/06 Score DET 2-0

W Goal Franzen



Date

Score No games played W Goal

AT DETROIT

individual scoring

PITTSBURGH	GP	G	A	PTS	+/-	PIM	PP	DETROIT	GP	G	A	PTS	+/-	PIM	PP
ARMSTRONG	1	0	0	0	E	2	0	DRAPER	1	1	0	1	1	0	0
CROSBY	1	0	0	0	E	0	0	FRANZEN	1	1	0	1	1	0	0
EATON	1	0	0	0	-1	2	0	LANG	1	0	1	1	1	0	0
EKMAN	1	0	0	0	-1	0	0	LIDSTROM	1	0	1	1	1	2	0
GONCHAR	1	0	0	0	-1	0	0	SAMUELSSON	1	0	1	1	1	0	0
LECLAIR	1	0	0	0	E	0	0	WILLIAMS	1	0	1	1	1	0	0
LETANG	1	0	0	0	-1	0	0	CHELIOS	1	0	0	0	E	0	0
MALONE	1	0	0	0	-1	0	0	CLEARY	1	0	0	0	E	0	0
MELICHAR	1	0	0	0	E	0	0	DATSYUK	1	0	0	0	1	0	0
MOORE	1	0	0	0	E	0	0	HOLMSTROM	1	0	0	0	E	0	0
OUELLET	1	0	0	0	-1	0	0	KOPECKY	1	0	0	0	E	0	0
RECCHI	1	0	0	0	E	0	0	KRONVALL	1	0	0	0	1	0	0
ROY	1	0	0	0	E	5	0	LEBDA	1	0	0	0	E	0	0
RUUTU	1	0	0	0	-1	0	0	MALBY	1	0	0	0	E	0	0
SCUDERI	1	0	0	0	-1	0	0	MARKOV	1	0	0	0	1	0	0
STAAL	1	0	0	0	-1	0	0	NORTON	1	0	0	0	E	5	0
THORBURN	1	0	0	0	-1	0	0	SCHNEIDER	1	0	0	0	1	0	0
WHITNEY	1	0	0	0	E	0	0	ZETTERBERG	1	0	0	0	E	2	0

Power Play: 0-4 0.0% / Penalty Killing: 2-2 100%

Power Play: 0-2 0% / Penalty Killing: 4-4 100.0%

goaltending

PITTSBURGH	GP	Min	Rec	GA	SA	SV	GAA	SV%	DETROIT	GP	Min	Rec	GA	SA	SV	GAA	SV%
FLEURY	1	59	0-1-0	2	26	24	2.03	.923	HASEK	1	60	1-0-0	0	13	13	0.00	1.00

goals by period

	1ST	2ND	3RD	OT	TOTAL
PITTSBURGH	0	0	0	0	0
DETROIT	1	0	1	0	2

shots by period

	1ST	2ND	3RD	OT	TOTAL
PITTSBURGH	6	1	6	0	13
DETROIT	11	8	7	0	26

EDMONTON OILERS



General Manager:

Kevin Lowe

Head Coach:

Craig MacTavish

Assistant Coaches:

Charlie Huddy, Bill Moore & Craig Simpson

Web site:

www.edmontonoilers.com

Oilers vs. Pens

2006-07 Record: 32-43-7, Fifth place, Northwest Division, 25th overall

2007 Playoff Record: Did Not Qualify

2006-07 Top Scorer: Petr Sykora (22-31-53)

All-time Edmonton scorer vs. Pittsburgh:

Wayne Gretzky (28gp, 31-44-75)

All-time Pittsburgh scorer vs. Edmonton:

Mario Lemieux (26gp, 14-29-43)

Longest Edmonton win streak vs. Pittsburgh:

5, Mar. 16, 1981-Mar. 17, 1982; Jan. 7, 1983-Feb. 22, 1984

Longest Pittsburgh win streak vs. Edmonton:

4, Mar. 4, 2000-Feb. 18, 2003

Longest Edmonton undefeated streak vs. Pittsburgh:

6, Jan. 7, 1983-Nov. 6, 1984 (5-0-1)

Longest Pittsburgh undefeated streak vs. Edmonton:

6, Mar. 5, 1999-Feb. 18, 2003 (4-0-2)

Last Edmonton win at home:

Dec. 6, 2003 (4-3) (0-0-0 since last win)

Last Pittsburgh win at home:

Feb. 18, 2003 (4-3, OT) (0-1-0 since last win)

Last Edmonton win at Pittsburgh:

Jan. 10, 2006 (3-1) (0-0-0 since last win)

Last Pittsburgh win at Edmonton:

Jan. 19, 2002 (1-0) (0-1-0 since last win)

Most goals by Edmonton vs. Pittsburgh:

10, Mar. 17, 1982 (E, 10-4); Feb. 19, 1983 (E, 10-7)

Most goals by Pittsburgh vs. Edmonton:

7, 3 times, last time – Jan. 21, 1988 (P, 7-4)

Most goals by both teams:

17, Feb. 19, 1983 (E, 10-7)

Last Edmonton shutout vs. Pittsburgh:

None

Last Pittsburgh shutout vs. Edmonton:

Jan. 19, 2002 (1-0) – Johan Hedberg

Last Edmonton hat-trick vs. Pittsburgh:

Jan. 10, 2006 – Shawn Horcoff

Last Pittsburgh hat-trick vs. Edmonton:

Nov. 13, 1991 – Kevin Stevens

Last Pittsburgh trade with Edmonton:

Jan. 26, 2006 – Jani Rita and Cory Cross to Pittsburgh for

Dick Tarnstrom

Overtime record vs. Pittsburgh: 1-2-3

year by year

YEAR	PIT.	ROAD	TOTAL	GF/GA
1979-80	1-1-0	0-2-0	1-3-0	12-22
1980-81	1-1-0	0-1-1	1-2-1	18-20
1981-82	0-1-0	0-2-0	0-3-0	8-22
1982-83	1-1-0	0-1-0	1-2-0	14-21
1983-84	0-1-0	0-2-0	0-3-0	8-23
1984-85	1-0-1	0-1-0	1-1-1	10-12
1985-86	0-1-0	1-1-0	1-2-0	13-17
1986-87	1-1-0	0-1-0	1-2-0	9-10
1987-88	0-1-0	0-2-0	0-3-0	8-17
1988-89	0-2-0	1-0-0	1-2-0	12-15
1989-90	1-0-0	1-1-0	2-1-0	12-8
1990-91	1-1-0	0-1-0	1-2-0	14-15
1991-92	2-0-0	0-1-0	2-1-0	14-14
1992-93	0-1-0	*1-1-0	1-2-0	11-11
1993-94	1-0-0	0-1-0	1-1-0	7-8
1994-95		Did Not Play		
1995-96	1-0-0	1-0-0	2-0-0	10-8
1996-97	1-0-0	0-1-0	1-1-0	7-7
1997-98	1-0-0	0-1-0	1-1-0	7-6
1998-99	0-0-1	0-1-0	0-1-1	3-6
1999-00	0-0-1	1-0-0	1-0-1	5-4
2000-01	1-0-0	0-0-0	1-0-0	5-2
2001-02	0-0-0	1-0-0	1-0-0	1-0
2002-03	1-0-0	0-0-0	1-0-0	4-3
2003-04	0-0-0	0-1-0	0-1-0	3-4
2004-05		No Season		
2005-06	0-1-0	0-0-0	0-1-0	1-3
2006-07		Did Not Play		

TOTALS 15-13-3 7-22-1 22-35-4 216-278

* = Includes one game played in Cleveland

07-08 schedule

12/5 @ Edmonton, 9 p.m.



DID NOT PLAY IN 2006-07

AT PITTSBURGH

Date Score W Goal
1/10/06 EDM 3-1 Horcoff



AT EDMONTON

Date Score W Goal
No games played

2005-06 individual scoring

PITTSBURGH	GP	G	A	PTS	+/-	PIM	PP	EDMONTON	GP	G	A	PTS	+/-	PIM	PP
MALONE	1	1	0	1	1	0	0	HORCOFF	1	3	0	3	1	0	1
MELICHAR	1	0	1	1	E	0	0	SMYTH	1	0	2	2	1	0	0
RECCHI	1	0	1	1	-1	0	0	HEMSKY	1	0	1	1	E	0	0
ARMSTRONG	1	0	0	0	E	0	0	PRONGER	1	0	1	1	E	0	0
CROSBY	1	0	0	0	E	0	0	REASONER	1	0	1	1	E	0	0
ENDICOTT	1	0	0	0	-1	0	0	BERGERON	1	0	0	0	E	0	0
GONCHAR	1	0	0	0	E	4	0	CROSS	1	0	0	0	E	0	0
JACKMAN	1	0	0	0	E	0	0	GREENE	1	0	0	0	-1	2	0
KOLTSOV	1	0	0	0	1	0	0	HARVEY	1	0	0	0	E	2	0
LECLAIR	1	0	0	0	-2	0	0	LARAQUE	1	0	0	0	E	0	0
MURLEY	1	0	0	0	E	0	0	MOREAU	1	0	0	0	E	0	0
OUELLET	1	0	0	0	E	2	0	PECA	1	0	0	0	E	0	0
PALFFY	1	0	0	0	E	0	0	PISANI	1	0	0	0	E	0	0
SCUDERI	1	0	0	0	E	2	0	RITA	1	0	0	0	E	0	0
SUROVY	1	0	0	0	-1	0	0	SMITH	1	0	0	0	1	2	0
TALBOT	1	0	0	0	E	0	0	STAIOS	1	0	0	0	2	0	0
TARNSTROM	1	0	0	0	-1	4	0	STOLL	1	0	0	0	E	0	0
WHITNEY	1	0	0	0	-1	0	0	TORRES	1	0	0	0	E	0	0

Power Play: 0-3 0.0% / Penalty Killing: 5-6 83.3%

Power Play: 1-6 16.7% / Penalty Killing: 3-3 100.0%

goaltending

PITTSBURGH	GP	Min	Rec	GA	SA	SV	GAA	SV%	EDMONTON	GP	Min	Rec	GA	SA	SV	GAA	SV%
FLEURY	1	60	0-1-0	3	31	28	3.01	.903	MARKKANEN	1	60	1-0-0	1	18	17	1.00	.944

goals by period

	1ST	2ND	3RD	OT	TOTAL
PITTSBURGH	0	0	1	0	1
EDMONTON	1	0	2	0	3

shots by period

	1ST	2ND	3RD	OT	TOTAL
PITTSBURGH	6	5	7	0	18
EDMONTON	11	13	7	0	31

FLORIDA PANTHERS



General Manager/Head Coach:

Jacques Martin

Assistant Coach:

Guy Charron

Web site:

www.floridapanthers.com

Panthers vs. Pens

2006-07 Record: 35-31-16; Fourth place, Southeast Division, 21st overall

2007 Playoff Record: Did Not Qualify

2006-07 Top Scorer: Olli Jokinen (39-52-91)

All-time Florida scorer vs. Pittsburgh:

Rob Niedermayer (28gp, 10-11-21)

All-time Pittsburgh scorer vs. Florida:

Jaromir Jagr (29gp, 16-15-31)

Longest Florida win streak vs. Pittsburgh:

12, Apr. 3, 2002-Mar. 29, 2006

Longest Pittsburgh win streak vs. Florida:

4, Feb. 1, 1994-Feb. 7, 1995

Longest Florida undefeated streak vs. Pittsburgh:

12, Apr. 3, 2002-Mar. 29, 2006 (12-0-0)

Longest Pittsburgh undefeated streak vs. Florida:

6, Oct. 12, 1993-Feb. 7, 1995 (5-0-1)

Last Florida win at home:

Jan. 10, 2007 (5-2) (0-0-1 since last win)

Last Pittsburgh win at home:

Jan. 30, 2007 (3-0) (0-0-0 since last win)

Last Florida win at Pittsburgh:

Dec. 5, 2006 (3-2) (0-1-0 since last win)

Last Pittsburgh win at Florida:

Feb. 22, 007 (2-1 OT) (0-0-0 since last win)

Most goals by Florida vs. Pittsburgh:

6, Feb. 6, 2003 (F, 6-0); Nov. 7, 2003 (F, 6-3); Nov. 25, 2005 (F, 6-3)

Most goals by Pittsburgh vs. Florida:

7, Feb. 7, 1995 (P, 7-3); Dec. 30, 1998 (P, 7-4)

Most goals by both teams:

11, 4 times, last time – Mar. 5, 2002 (P, 6-5 ot)

Last Florida shutout vs. Pittsburgh:

Feb. 20, 2004 (2-0) – Roberto Luongo

Last Pittsburgh shutout vs. Florida:

Jan. 30, 2007 (3-0) – Marc-Andre Fleury

Last Florida hat-trick vs. Pittsburgh:

NJan. 10, 2007 – Olli Jokinen

Last Pittsburgh hat-trick vs. Florida:

Dec. 30, 1995 – Mario Lemieux

Last Pittsburgh trade with Florida:

Feb. 27, 2007 – Joel Kwiatkowski to Pittsburgh for a 2007 fourth-round draft choice.

Overtime record vs. Pittsburgh: 3-3-4

year by year

YEAR	PIT.	ROAD	TOTAL	GF/GA
1993-94	1-0-1	2-0-0	3-0-1	10-7
1994-95	1-1-0	1-1-0	2-2-0	16-14
1995-96	2-0-0	1-1-0	3-1-0	12-10
1996-97	2-0-0	0-2-0	2-2-0	12-13
1997-98	0-1-1	1-1-0	1-2-1	11-12
1998-99	3-0-0	1-1-0	4-1-0	19-10
1999-00	1-1-0	1-1-0	2-2-0	9-10
2000-01	1-1-0	1-0-1	2-1-1	12-11
2001-02	1-0-1	0-2-0	1-2-1	10-12
2002-03	0-2-0	0-2-0	0-4-0	5-17
2003-04	0-2-0	0-2-0	0-4-0	6-16
2004-05	No Season			
2005-06	0-1-1	1-1-0	1-2-1	14-16
2006-07	1-1-0	1-1-0	2-2-0	9-9
TOTALS	13-10-4	10-15-1	23-25-5	145-157

07-08 schedule

1/5 @ PITTSBURGH, 7:30 p.m.

1/8 @ Florida, 7:30 p.m.

2/19 @ PITTSBURGH, 7:30 p.m.

3/6 @ Florida, 7:30 p.m.



regular season

AT PITTSBURGH

Date Score
1/30/07 PIT 3-0
12/5/06 FLA 3-2

W Goal
Ouellet
Jokinen



Date Score
2/22/07 *PIT 2-1
1/10/07 FLA 5-2
*Overtime

AT FLORIDA

W Goal
Armstrong
Jokinen

individual scoring

PITTSBURGH	GP	G	A	PTS	+/-	PIM	PP	FLORIDA	GP	G	A	PTS	+/-	PIM	PP
CROSBY	4	1	3	4	-3	4	1	JOKINEN	4	4	1	5	3	6	2
ARMSTRONG	4	2	1	3	-1	0	0	STUMPPEL	4	2	2	4	1	4	1
MALKIN	4	1	2	3	2	0	0	GELINAS	4	1	2	3	2	0	0
WHITNEY	4	1	2	3	1	0	1	HORTON	4	0	3	3	2	2	0
OUELLET	3	1	2	3	2	0	0	ROBERTS	2	1	1	2	1	2	0
STAAL	3	1	1	2	2	0	1	ALLEN	4	0	2	2	3	4	0
TALBOT	4	0	2	2	1	4	0	SALEI	4	0	2	2	1	4	0
CHRISTENSEN	4	1	0	1	E	2	1	KOLNIK	3	1	0	1	-1	0	0
MOORE	4	1	0	1	-1	6	0	BOUWMEESTER	4	0	1	1	2	2	0
GONCHAR	4	0	1	1	-2	0	0	GRATTON	4	0	1	1	1	0	0
RUUTU	4	0	1	1	E	0	0	OLESZ	4	0	1	1	1	2	0
PETROVICKY	3	0	1	1	E	0	0	KWIATKOWSKI	2	0	1	1	-2	0	0
MALONE	4	0	0	0	-3	0	0	CAMPBELL	4	0	0	0	-2	2	0
ORPIK	4	0	0	0	E	6	0	PELTONEN	4	0	0	0	E	2	0
RECCHI	4	0	0	0	-3	2	0	VAN RYN	4	0	0	0	-1	0	0
SCUDERI	4	0	0	0	1	4	0	WEISS	4	0	0	0	-2	2	0
MELICHAR	3	0	0	0	-2	4	0	BOOTH	3	0	0	0	-1	4	0
NASREDDINE	3	0	0	0	E	0	0	MEZEI	2	0	0	0	E	4	0
EATON	2	0	0	0	E	0	0	MONTADOR	2	0	0	0	-1	2	0
THORBURN	2	0	0	0	E	0	0	GLOBKE	1	0	0	0	E	0	0
EKMAN	1	0	0	0	0	2	0	JACKMAN	1	0	0	0	E	0	0
								KREPS	1	0	0	0	-1	0	0
								LARMAN	1	0	0	0	E	0	0
								SEMENOV	1	0	0	0	0	2	0
								STEWART	1	0	0	0	E	0	0

Power Play: 4-22 18.2% / Penalty Killing: 14-17 82.4%

Power Play: 3-17 17.6% / Penalty Killing: 18-22 81.8%

goaltending

PITTSBURGH	GP	Min	Rec	GA	SA	SV	GAA	SV%	FLORIDA	GP	Min	Rec	GA	SA	SV	GAA	SV%
FLEURY	1	60	1-0-0	0	32	32	0.00	1.00	AULD	2	120	2-0-0	4	52	48	2.00	.923
THIBAUT	3	181	1-2-0	9	102	93	2.98	.912	BELFOUR	2	123	0-1-1	5	66	61	2.45	.924

goals by period

	1ST	2ND	3RD	OT	TOTAL
PITTSBURGH	3	3	2	1	9
FLORIDA	2	3	4	0	9

shots by period

	1ST	2ND	3RD	OT	TOTAL
PITTSBURGH	40	44	28	6	118
FLORIDA	40	60	33	1	134

LOS ANGELES KINGS

President & General Manager:

Dean Lombardi

Head Coach:

Marc Crawford

Associate Coach:

Mike Johnston

Assistant Coaches:

Jamie Kompon & Nelson Emerson

Web site:

www.lakings.com



Kings vs. Pens

2006-07 Record: 27-41-11; Fourth place, Pacific Division, 28th overall

2007 Playoff Record: Did Not Qualify

2006-2007 Top Scorer: Mike Cammalleri (34-46-80)

All-time Los Angeles scorer vs. Pittsburgh:

Marcel Dionne (50gp, 29-41-70)

All-time Pittsburgh scorer vs. Los Angeles:

Mario Lemieux (28gp, 19-42-61)

Longest Los Angeles win streak vs. Pittsburgh:

5, Mar. 14, 1984-Nov. 16, 1985; Feb. 27, 2001-Oct. 10, 2003

Longest Pittsburgh win streak vs. Los Angeles:

6, Nov. 15, 1969-Feb. 26, 1970

Longest Los Angeles undefeated streak vs. Pittsburgh:

8, Mar. 2, 1977-Mar. 14, 1978 (4-0-4)

Longest Pittsburgh undefeated streak vs. Los Angeles:

9, Nov. 15, 1979-Feb. 13, 1982 (4-0-5)

Last Los Angeles win at home:

Dec. 14, 2002 (3-2 OT) (0-0-1 since last win)

Last Pittsburgh win at home:

Mar. 29, 1997 (4-1) (0-5-2 since last win)

Last Los Angeles win at Pittsburgh:

Oct. 10, 2003 (3-0) (0-0-0 since last win)

Last Pittsburgh win at Los Angeles:

Nov. 1, 2006 (4-3 OT) (0-0-0 since last win)

Most goals by Los Angeles vs. Pittsburgh:

10, Jan. 21, 1987 (L, 10-5)

Most goals by Pittsburgh vs. Los Angeles:

8, Mar. 26, 1969 (P, 8-4); Oct. 20, 1971 (P, 8-1)

Most goals by both teams:

15, Jan. 21, 1987 (L, 10-5)

Last Los Angeles shutout vs. Pittsburgh:

Oct. 10, 2003 (3-0) – Cristobal Huet

Last Pittsburgh shutout vs. Los Angeles:

Nov. 23, 1974 (0-0) – Gary Inness

Last Los Angeles hat-trick vs. Pittsburgh:

Mar. 10, 1990 – Luc Robitaille

Last Pittsburgh hat-trick vs. Los Angeles:

Feb. 10, 1990 – Rob Brown

Last Pittsburgh trade with Los Angeles:

Nov. 30, 2003 – Martin Straka to Los Angeles for Sergei Anshakov and Martin Strbak

Overtime record vs. Pittsburgh:

5-4-4

year by year

YEAR	PIT.	ROAD	TOTAL	GF/GA
1967-68	3-2-0	1-4-0	4-6-0	26-33
1968-69	1-2-1	1-3-0	2-5-1	20-24
1969-70	4-0-0	2-2-0	6-2-0	20-11
1970-71	2-1-0	0-3-0	2-4-0	18-26
1971-72	3-0-0	1-1-1	4-1-1	29-19
1972-73	3-0-0	1-2-0	4-2-0	17-14
1973-74	1-2-0	0-2-0	1-4-0	6-14
1974-75	0-1-2	1-2-0	1-3-2	8-15
1975-76	3-0-0	2-1-0	5-1-0	29-16
1976-77	1-2-0	1-1-1	2-3-1	20-23
1977-78	0-1-2	0-2-1	0-3-3	15-21
1978-79	2-2-0	2-1-1	4-3-1	24-22
1979-80	1-1-0	0-0-2	1-1-2	13-12
1980-81	2-0-0	0-0-2	2-0-2	18-16
1981-82	1-0-1	0-1-0	1-1-1	15-16
1982-83	1-0-0	1-1-0	2-1-0	15-14
1983-84	1-1-0	0-1-0	1-2-0	15-16
1984-85	0-1-0	0-2-0	0-3-0	6-15
1985-86	2-0-0	0-1-0	2-1-0	16-12
1986-87	1-0-0	0-2-0	1-2-0	9-16
1987-88	0-0-2	1-0-0	1-0-2	15-13
1988-89	1-0-0	0-2-0	1-2-0	9-14
1989-90	1-1-0	0-1-0	1-2-0	13-22
1990-91	1-0-0	0-2-0	1-2-0	6-12
1991-92	0-2-0	0-1-0	0-3-0	8-14
1992-93	1-0-0	0-1-0	1-1-0	7-8
1993-94	1-0-0	0-1-0	1-1-0	7-10
1994-95		Did Not Play		
1995-96	0-1-0	0-1-0	0-2-0	4-6
1996-97	1-0-0	1-0-0	2-0-0	9-4
1997-98	0-0-1	1-0-0	1-0-1	5-4
1998-99	0-1-0	1-0-0	1-1-0	5-4
1999-00	0-1-0	0-1-0	0-2-0	7-10
2000-01	0-0-1	0-0-0	0-0-1	2-2
2001-02	0-1-0	0-1-0	0-2-0	7-9
2002-03	0-1-0	0-1-0	0-2-0	5-8
2003-04	0-1-0	0-0-0	0-1-0	0-3
2004-05		No Season		
2005-06		Did Not Play		
2006-07	0-0-0	1-0-0	1-0-0	4-3
TOTALS	38-25-10	18-44-8	56-69-18	452-501

07-08 schedule

2/9 @ PITTSBURGH, 1 p.m.

LOS ANGELES KINGS™

regular season

AT PITTSBURGH

Date Score W Goal
No games played



AT LOS ANGELES

Date Score W Goal
11/1/06 *PIT 4-3 Malkin

individual scoring

PITTSBURGH	GP	G	A	PTS	+/-	PIM	PP	LOS ANGELES	GP	G	A	PTS	+/-	PIM	PP
CROSBY	1	0	3	3	1	0	0	BROWN	1	1	1	2	2	0	0
MALKIN	1	2	0	2	E	2	1	BLAKE	1	1	0	1	E	0	1
RECCHI	1	0	2	2	2	0	0	CAMMALLERI	1	1	0	1	2	0	0
STAAL	1	1	0	1	1	0	0	ARMSTRONG	1	0	1	1	E	0	0
WELCH	1	1	0	1	2	0	0	VISNOVSKY	1	0	1	1	E	0	0
ARMSTRONG	1	0	1	1	E	0	0	AVERY	1	0	0	0	E	2	0
EKMAN	1	0	1	1	2	0	0	CONROY	1	0	0	0	-2	4	0
GONCHAR	1	0	1	1	-2	0	0	DALLMAN	1	0	0	0	-2	0	0
EATON	1	0	0	0	-2	0	0	FROLOV	1	0	0	0	-1	0	0
LECLAIR	1	0	0	0	-1	0	0	KOPITAR	1	0	0	0	1	0	0
MELICHAIR	1	0	0	0	1	0	0	KOSTOPOULOS	1	0	0	0	E	0	0
MOORE	1	0	0	0	-1	2	0	MILLER	1	0	0	0	-1	0	0
OUELLET	1	0	0	0	-1	0	0	NORSTROM	1	0	0	0	-1	4	0
RUUTU	1	0	0	0	E	0	0	O'SULLIVAN	1	0	0	0	E	0	0
SCUDERI	1	0	0	0	2	0	0	SOPEL	1	0	0	0	E	0	0
TALBOT	1	0	0	0	E	0	0	THORNTON	1	0	0	0	-2	0	0
THORBURN	1	0	0	0	E	0	0	TVERDOVSKY	1	0	0	0	E	0	0
WHITNEY	1	0	0	0	1	0	0	WILLSIE	1	0	0	0	-1	0	0

Power Play: 1-5 20.0% / Penalty Killing: 1-2 50.0%

Power Play: 1-2 50.0% / Penalty Killing: 4-5 80.0%

goaltending

PITTSBURGH	GP	Min	Rec	GA	SA	SV	GAA	SV%	LOS ANGELES	GP	Min	Rec	GA	SA	SV	GAA	SV%
FLEURY	1	63	1-0-0	3	27	24	2.87	.889	CLOUTIER	1	63	0-0-1	4	23	19	3.82	.826

goals by period

	1ST	2ND	3RD	OT	TOTAL
PITTSBURGH	2	0	1	1	4
LOS ANGELES	1	2	0	0	3

shots by period

	1ST	2ND	3RD	OT	TOTAL
PITTSBURGH	10	5	6	2	23
LOS ANGELES	9	11	5	2	27

MINNESOTA WILD

President/GM:
Doug Risebrough
Head Coach:
Jacques Lemaire
Assistant Coaches:
Mike Ramsey & Mario Tremblay
Web site:
www.wild.com



Wild vs. Pens

2006-07 Record: 48-26-8; Second place, Northwest Division, 11th overall
2007 Playoff Record: Lost to Anaheim, 4-1, in WCQF
2006-07 Top Scorer: Brian Rolston (31-33-64)
All-time Minnesota scorer vs. Pittsburgh:
Wes Walz (6gp, 4-2-6)
All-time Pittsburgh scorer vs. Minnesota:
Robert Lang (3gp, 3-1-4)
Longest Minnesota win streak vs. Pittsburgh:
2, Nov. 19, 2003-Dec. 8, 2005 (Current)
Longest Pittsburgh win streak vs. Minnesota:
1, Feb. 14, 2001
Longest Minnesota undefeated streak vs. Pittsburgh:
5, Dec. 14, 2002-Dec. 8, 2005
(4-0-1) (Current)
Longest Pittsburgh undefeated streak vs. Minnesota:
1, Feb. 14, 2002 (1-0-0); Nov. 14, 2002 (0-0-1)
Last Minnesota win at home:
Jan. 16, 2004 (4-2) (0-0-0 since last win)
Last Pittsburgh win at home:
Feb. 14, 2001 (2-1) (0-3-0 since last win)
Last Minnesota win at Pittsburgh:
Dec. 8, 2005 (5-0) (0-0-0 since last win)
Last Pittsburgh win at Minnesota: None
Most goals by Minnesota vs. Pittsburgh:
6, Nov. 19, 2003 (M, 6-2)
Most goals by Pittsburgh vs. Minnesota:
2, 5 times, last time – Jan. 16, 2004 (M, 4-2)
Most goals by both teams:
8, Nov. 19, 2003 (M, 6-2)
Last Minnesota shutout vs. Pittsburgh:
Dec. 8, 2005 (5-0) – Manny Fernandez
Last Pittsburgh shutout vs. Minnesota:
None
Last Minnesota hat-trick vs. Pittsburgh:
None
Last Pittsburgh hat-trick vs. Minnesota:
None
Last Pittsburgh trade with Minnesota:
Feb. 27, 2007 – Dominic Moore to Minnesota for a 2007 third-round draft choice.
Overtime record vs. Pittsburgh: 0-0-1

year by year

YEAR	PIT.	ROAD	TOTAL	GF/GA
2000-01	1-0-0	0-1-0	1-1-0	4-5
2001-02	0-1-0	0-0-0	0-1-0	2-5
2002-03	0-0-0	0-0-1	0-0-1	1-1
2003-04	0-1-0	0-1-0	0-2-0	4-10
2004-05	No Season			
2005-06	0-1-0	0-0-0	0-1-0	0-5
2006-07	Did Not Play			
TOTALS	1-3-0	0-2-1	1-5-1	11-26

07-08 schedule

10/30 @ Minnesota, 7 p.m.



DID NOT PLAY IN 2006-07

AT PITTSBURGH

Date 12/8/05
Score MIN 5-0
W Goal Gaborik



AT MINNESOTA

Date
Score No games played
W Goal

2005-06 individual scoring

PITTSBURGH	GP	G	A	PTS	+/-	PIM	PP	MINNESOTA	GP	G	A	PTS	+/-	PIM	PP
CHRISTENSEN	1	0	0	0	E	12	0	DAIGLE	1	2	0	2	1	0	1
CROSBY	1	0	0	0	-2	2	0	GABORIK	1	1	1	2	2	0	0
ENDICOTT	1	0	0	0	-2	0	0	ROLSTON	1	1	1	2	1	0	0
GONCHAR	1	0	0	0	-2	0	0	ZYUZIN	1	0	2	2	2	0	0
HUSSEY	1	0	0	0	E	0	0	WALZ	1	1	0	1	2	0	0
LECLAIR	1	0	0	0	-2	0	0	BOUCHARD	1	0	1	1	1	0	0
MALONE	1	0	0	0	-2	0	0	FOSTER	1	0	1	1	1	0	0
MELICHAR	1	0	0	0	-1	2	0	WANVIG	1	0	1	1	1	17	0
MURLEY	1	0	0	0	E	0	0	WHITE	1	0	1	1	1	0	0
ODELEIN	1	0	0	0	E	0	0	BURNS	1	0	0	0	E	0	0
ORPIK	1	0	0	0	-2	7	0	CHOUINARD	1	0	0	0	1	0	0
PALFFY	1	0	0	0	-3	0	0	DUPUIS	1	0	0	0	2	0	0
POAPST	1	0	0	0	-1	0	0	HENRY	1	0	0	0	2	5	0
RECCHI	1	0	0	0	-1	0	0	KOIVU	1	0	0	0	E	0	0
TALBOT	1	0	0	0	E	0	0	MITCHELL	1	0	0	0	1	0	0
TARNSTROM	1	0	0	0	-1	2	0	SCHULTZ	1	0	0	0	1	0	0
VANDENBUSCH	1	0	0	0	E	5	0	TJARNQVIST	1	0	0	0	1	0	0
WHITNEY	1	0	0	0	-1	0	0	VEILLEUX	1	0	0	0	E	0	0

Power Play: 0-1 0.0% / Penalty Killing: 4-5 80.0%
Power Play: 1-5 20.0% / Penalty Killing: 1-1 100.0%

goaltending

PITTSBURGH	GP	Min	Rec	GA	SA	SV	GAA	SV%	MINNESOTA	GP	Min	Rec	GA	SA	SV	GAA	SV%
THIBAULT	1	60	0-1-0	5	32	27	5.00	.844	FERNANDEZ	1	60	1-0-0	0	22	22	0.00	1.00


goals by period

	1ST	2ND	3RD	OT	TOTAL
PITTSBURGH	0	0	0	0	0
MINNESOTA	1	2	2	0	5

shots by period

	1ST	2ND	3RD	OT	TOTAL
PITTSBURGH	5	6	11	0	22
MINNESOTA	17	11	4	0	32

MONTREAL CANADIENS



Exec. VP & General Manager:

Bob Gainey

Head Coach:

Guy Carbonneau

Associate Coach:

Doug Jarvis

Assistant Coaches:

Roland Melanson & Kirk Muller

Web site:

www.canadiens.com

Habs vs. Pens

2006-07 Record: 42-34-6; Fourth place, Northeast

Division, 19th overall

2007 Playoff Record: Did Not Qualify

2006-07 Top Scorer: Saku Koivu (22-53-75)

All-time Montreal scorer vs. Pittsburgh:

Guy Lafleur (61gp, 44-53-97)

All-time Pittsburgh scorer vs. Montreal:

Mario Lemieux (41gp, 26-41-67)

Longest Montreal win streak vs. Pittsburgh:

10, Apr. 2, 1975-Dec. 4, 1976

Longest Pittsburgh win streak vs. Montreal:

3, Jan. 23, 1988-Oct. 29, 1988; Nov. 28, 1998-Feb. 9, 1999

Longest Montreal undefeated streak vs. Pittsburgh:

18, Jan. 13, 1972-Jan. 26, 1975 (15-0-3)

Longest Pittsburgh undefeated streak vs. Montreal:

5, Nov. 27, 1996-Mar. 10, 1997 (2-0-3)

Last Montreal win at home:

Feb. 4, 2007 (4-3 OT) (0-0-0 since last win)

Last Pittsburgh win at home:

March 16, 2007 (6-3) (0-0-0 since last win)

Last Montreal win at Pittsburgh:

March 26, 2006 (6-5) (0-1-1 since last win)

Last Pittsburgh win at Montreal:

March 18, 2006 (5-4) (0-1-1 since last win)

Most goals by Montreal vs. Pittsburgh:

12, Feb. 22, 1979 (M, 12-0)

Most goals by Pittsburgh vs. Montreal:

7, Jan. 15, 1983 (M, 8-7); Dec. 7, 1995 (P, 7-5)

Most goals by both teams:

15, Jan. 15, 1983 (M, 8-7)

Last Montreal shutout vs. Pittsburgh:

Jan. 10, 2004 (8-0) – Jose Theodore

Last Pittsburgh shutout vs. Montreal:

Dec. 1, 1997 (1-0) – Tom Barrasso

Last Montreal hat-trick vs. Pittsburgh:

Nov. 18, 2002 – Saku Koivu

Last Pittsburgh hat-trick vs. Montreal:

Jan. 24, 2001 – Mario Lemieux

Last Pittsburgh trade with Montreal:

Dec. 23, 1987 – Perry Ganchar to Pittsburgh for future considerations

Overtime record vs. Pittsburgh: 4-7-13

year by year

YEAR	PIT.	ROAD	TOTAL	GF/GA
1967-68	0-2-0	0-2-0	0-4-0	11-16
1968-69	0-2-1	1-2-0	1-4-1	16-21
1969-70	2-1-0	0-3-0	2-4-0	15-19
1970-71	1-1-1	0-2-1	1-3-2	13-20
1971-72	1-1-1	0-3-0	1-4-1	16-25
1972-73	0-2-0	0-3-0	0-5-0	12-29
1973-74	0-3-0	0-1-1	0-4-1	10-21
1974-75	1-1-1	0-3-0	1-4-1	15-28
1975-76	0-3-0	0-3-0	0-6-0	19-35
1976-77	0-1-2	0-3-0	0-4-2	11-34
1977-78	1-2-0	0-3-0	1-5-0	19-35
1978-79	2-2-0	0-3-1	2-5-1	19-38
1979-80	1-0-1	0-2-0	1-2-1	14-22
1980-81	1-1-0	1-1-0	2-2-0	10-11
1981-82	1-0-0	0-2-0	1-2-0	9-14
1982-83	1-1-0	0-1-0	1-2-0	11-15
1983-84	0-0-1	0-2-0	0-2-1	6-11
1984-85	1-1-0	0-1-0	1-2-0	11-13
1985-86	0-1-0	0-1-1	0-2-1	10-13
1986-87	1-1-0	0-0-1	1-1-1	11-11
1987-88	1-0-0	1-1-0	2-1-0	11-8
1988-89	0-2-0	1-0-0	1-2-0	8-16
1989-90	1-0-0	0-2-0	1-2-0	4-17
1990-91	0-1-1	0-1-0	0-2-1	11-15
1991-92	1-0-0	0-2-0	1-2-0	8-9
1992-93	2-0-0	0-0-1	2-0-1	12-8
1993-94	1-1-0	0-2-1	1-3-1	7-20
1994-95	2-0-0	0-2-0	2-2-0	13-13
1995-96	1-2-0	0-2-0	1-4-0	17-23
1996-97	0-0-3	2-1-0	2-1-3	23-20
1997-98	1-2-0	2-0-1	3-2-1	14-10
1998-99	1-1-0	2-0-0	3-0-1	16-12
1999-00	1-0-1	0-2-0	1-3-0	8-16
2000-01	1-1-0	0-1-1	1-2-1	12-13
2001-02	0-2-0	0-2-0	0-4-0	2-9
2002-03	1-1-0	0-1-1	1-2-1	12-13
2003-04	0-2-0	0-2-0	0-4-0	5-20
2004-05	No Season			
2005-06	1-1-0	2-0-0	3-1-0	18-16
2006-07	2-0-0	0-1-1	2-1-1	16-17
TOTALS	31-42-13	12-63-11	43-105-24	475-707

07-08 schedule

10/10 @ PITTSBURGH, 7:30 p.m.

10/27 @ PITTSBURGH, 7:00 p.m.

1/19 @ Montreal, 7 p.m.

2/21 @ Montreal, 7:30 p.m.



regular season

AT PITTSBURGH

Date Score
3/26/06 MTL 6-5
11/10/05 *PIT 3-2
*Overtime

W Goal
Ryder
Crosby



Date Score
3/18/06 PIT 5-4
1/3/06 PIT 6-4

AT MONTREAL

W Goal
Ryder
Crosby

individual scoring

PITTSBURGH	GP	G	A	PTS	+/-	PIM	PP	MONTREAL	GP	G	A	PTS	+/-	PIM	PP
CROSBY	4	2	6	8	-2	2	0	SOURAY	4	3	4	7	E	33	2
MALKIN	4	2	4	6	-1	2	1	RYDER	4	1	5	6	E	6	1
CHRISTENSEN	4	4	1	5	2	2	0	PLEKANEC	4	2	3	5	-3	2	1
GONCHAR	4	2	2	4	1	19	2	MARKOV	3	1	4	5	E	0	1
WHITNEY	4	1	3	4	1	4	1	KOVALEV	3	1	3	4	2	4	1
OUELLET	4	2	1	3	1	0	1	KOIVU	4	2	1	3	E	6	1
RECCHI	4	0	3	3	1	6	0	BOIVK	3	2	0	2	2	4	0
NASREDDINE	4	1	1	2	3	2	0	JOHNSON	4	1	1	2	1	4	0
MALONE	4	0	2	2	1	2	0	LAPIERRE	4	1	1	2	2	2	0
TALBOT	4	0	2	2	1	2	0	STREIT	4	1	1	2	-2	0	1
ARMSTRONG	3	0	2	2	1	2	0	RIVET	3	0	2	2	2	10	0
STAAL	4	1	0	1	1	0	1	SAMSONOV	2	0	2	1	1	0	0
ROBERTS	1	1	0	1	3	2	0	DANDENAULT	4	1	0	1	2	4	0
ORPIK	4	0	1	1	-1	2	0	HIGGINS	4	1	0	1	-4	0	1
RUUJU	4	0	0	0	-2	24	0	BOUILLON	4	0	1	1	-3	2	0
SCUDERI	4	0	0	0	-1	0	0	LATENDRESSE	4	0	1	1	E	0	0
MOORE	3	0	0	0	E	2	0	KOMISAREK	4	0	0	0	-3	2	0
EATON	2	0	0	0	-2	2	0	MURRAY	3	0	0	0	-2	2	0
MELICHAR	2	0	0	0	3	2	0	NINIMAA	2	0	0	0	-1	2	0
PETROVICKY	2	0	0	0	-1	0	0	BEGIN	1	0	0	0	-1	0	0
THORBURN	2	0	0	0	1	0	0	GORGES	1	0	0	0	-2	0	0
								KOSTITSYN	1	0	0	0	-3	0	0
								PEREZHOGIN	1	0	0	0	E	0	0

Power Play: 6-22 27.3% / Penalty Killing: 12-21 57.1% Power Play: 9-21 42.9% / Penalty Killing: 16-22 72.7%

goaltending

PITTSBURGH	GP	Min	Rec	GA	SA	SV	GAA	SV%	MONTREAL	GP	Min	Rec	GA	SA	SV	GAA	SV%
FLEURY	4	246	2-1-1	16	133	117	3.90	.880	AEBISCHER	3	187	1-1-1	12	97	85	3.86	.876
									HUET	1	60	1-0-0	3	34	31	3.00	.912

goals by period

	1ST	2ND	3RD	OT	TOTAL
PITTSBURGH	6	3	7	0	16
MONTREAL	1	9	6	1	17

shots by period

	1ST	2ND	3RD	OT	TOTAL
PITTSBURGH	51	40	39	2	132
MONTREAL	27	59	40	8	134

NASHVILLE PREDATORS



Executive VP/General Manager:

David Poile

Head Coach:

Barry Trotz

Associate Coach:

Brent Peterson

Assistant Coach:

Peter Horachek

Web site:

www.nashvillepredators.com



Preds vs. Pens

2006-07 Record: 51-23-8; Second place, Central Division, Third overall

2007 Playoff Record: Lost to San Jose, 4-1, WCQF

2006-07 Top Scorer: Paul Kariya (24-52-76)

All-time Nashville scorer vs. Pittsburgh:

Scott Walker (12gp, 3-10-13)

All-time Pittsburgh scorer vs. Nashville:

Jaromir Jagr (6gp, 1-8-9)

Longest Nashville win streak vs. Pittsburgh:

3, Jan. 1, 2004 - Jan. 15, 2006

Longest Pittsburgh win streak vs. Nashville:

1, 3 times, last time - Feb. 6, 2007

Longest Nashville undefeated streak vs. Pittsburgh:

6, Nov. 23, 2001-Jan. 15, 2006 (5-0-1)

Longest Pittsburgh undefeated streak vs. Nashville:

3, Feb. 13, 1999-Nov. 13, 1999 (2-0-1)

Last Nashville win at home:

Jan. 15, 2006 (5-4) (0-0-0 since last win)

Last Pittsburgh win at home:

Feb. 6m 2007 (4-1) (0-0-0 since last win)

Last Nashville win at Pittsburgh:

March 4, 2004 (0-1-0 since last win)

Last Pittsburgh win at Nashville:

Feb. 13, 1999 (3-2 OT) (0-5-0 since last win)

Most goals by Nashville vs. Pittsburgh:

9, March 4, 2004 (N, 9-4)

Most goals by Pittsburgh vs. Nashville:

6, Nov. 13, 1999 (P, 6-2)

Most goals by both teams:

13, March 4, 2004 (N, 9-4)

Last Nashville shutout vs. Pittsburgh:

Feb. 27, 2003 (6-0) - Tomas Vukoun

Last Pittsburgh shutout vs. Nashville:

None

Last Nashville hat-trick vs. Pittsburgh:

None

Last Pittsburgh hat-trick vs. Nashville:

None

Last Pittsburgh trade with Nashville:

July 19, 2006 - Dominic Moore and Libor Pivko to Pittsburgh for a 2007 third-round pick.

Overtime record vs. Pittsburgh: 0-1-2

year by year

YEAR	PIT.	ROAD	TOTAL	GF/GA
1998-99	0-0-1	1-0-0	1-0-1	4-3
1999-00	1-0-0	0-1-0	1-1-0	8-6
*2000-01	0-1-0	1-0-0	1-1-0	4-4
2001-02	0-0-0	0-1-0	0-1-0	0-5
2002-03	0-0-1	0-1-0	0-1-1	2-8
2003-04	0-1-0	0-1-0	0-2-0	6-12
2004-05	No Season			
2005-06	0-0-0	0-1-0	0-1-0	4-5
2006-07	1-0-0	0-0-0	1-0-0	4-1
TOTALS	2-2-2	2-5-0	4-7-2	32-44

* = Games played in Japan

07-08 schedule

No games scheduled

regular season

AT PITTSBURGH

Date 2/6/07 Score PIT 4-1

W Goal Malkin



Date

Score No games played

AT NASHVILLE

W Goal

individual scoring

PITTSBURGH	GP	G	A	PTS	+/-	PIM	PP	NASHVILLE	GP	G	A	PTS	+/-	PIM	PP
RECCHI	1	1	2	3	1	0	0	NICHOL	1	1	0	1	E	0	0
MALKIN	1	1	1	2	E	2	1	BROOKBANK	1	0	1	1	E	2	0
CROSBY	1	0	2	2	2	2	0	HARTNELL	1	0	1	1	1	4	0
RUUTU	1	1	0	1	1	0	0	ARNOTT	1	0	0	0	-1	2	0
STAAL	1	1	0	1	1	0	0	DUMONT	1	0	0	0	-1	0	0
ARMSTRONG	1	0	1	1	1	0	0	ERAT	1	0	0	0	-1	0	0
GONCHAR	1	0	1	1	1	0	0	FIDDLER	1	0	0	0	E	0	0
CHRISTENSEN	1	0	0	0	E	0	0	HAMHUIS	1	0	0	0	-1	0	0
EATON	1	0	0	0	1	0	0	HORDICHUK	1	0	0	0	E	5	0
MALONE	1	0	0	0	E	2	0	KARIYA	1	0	0	0	-2	0	0
MOORE	1	0	0	0	-1	2	0	LEGWAND	1	0	0	0	-1	0	0
NASREDDINE	1	0	0	0	1	0	0	RADULOV	1	0	0	0	-1	0	0
ORPIK	1	0	0	0	E	0	0	SMITHSON	1	0	0	0	E	0	0
ORLLET	1	0	0	0	E	0	0	SULLIVAN	1	0	0	0	-2	0	0
PETROVICKY	1	0	0	0	E	0	0	SUTER	1	0	0	0	-2	0	0
SCUDERI	1	0	0	0	1	2	0	TIMONEN	1	0	0	0	-1	2	0
TALBOT	1	0	0	0	1	5	0	ZANON	1	0	0	0	1	0	0
WHITNEY	1	0	0	0	E	0	0	ZIDLICKY	1	0	0	0	E	6	0

Power Play: 1-7 14.3% / Penalty Killing: 4-4 100%

Power Play: 0-4 0% / Penalty Killing: 6-7 85.7%

goaltending

PITTSBURGH	GP	Min	Rec	GA	SA	SV	GAA	SV%	NASHVILLE	GP	Min	Rec	GA	SA	SV	GAA	SV%
FLEURY	1	59	1-0-0	1	26	25	1.01	.962	MASON	1	59	0-1-0	3	25	22	3.03	.880

goals by period

	1ST	2ND	3RD	OT	TOTAL
PITTSBURGH	0	2	2	0	4
NASHVILLE	1	0	0	0	1

shots by period

	1ST	2ND	3RD	OT	TOTAL
PITTSBURGH	10	9	7	0	26
NASHVILLE	5	14	7	0	26

NEW JERSEY DEVILS



CEO, President/GM:

Lou Lamoriello

Head Coach:

Brent Sutter

Assistant Coaches:

John MacLean & Jacques Laperriere

Web site:

www.newjerseydevils.com

Devils vs. Pens

2006-07 Record: 49-24-9; First place, Atlantic Division, Seventh overall

2007 Playoff Record: Defeated Tampa Bay, 4-2, in ECQF; Lost to Ottawa, 4-1, in ECSE.

2006-07 Top Scorer: Patrik Elias (21-48-69)

All-time New Jersey scorer vs. Pittsburgh:

John MacLean (69gp, 32-27-59)

All-time Pittsburgh scorer vs. New Jersey:

Mario Lemieux (74gp, 47-88-135)

Longest New Jersey win streak vs. Pittsburgh:

5, 3 times, last time - Dec. 26, 2001-Dec.19, 2002

Longest Pittsburgh win streak vs. New Jersey:

5, Feb. 22, 1981-Mar. 21, 1982

Longest New Jersey undefeated streak vs. Pittsburgh:

7, Dec. 23, 1987-Dec. 23, 1988 (5-0-2)

Longest Pittsburgh undefeated streak vs. NJ:

6, Feb. 22, 1981-Oct. 5, 1982 (5-0-1); Jan. 6, 1986-Oct. 18, 1986 (5-0-1)

Last New Jersey win at home:

Dec. 26, 2006 (3-0) (0-2-0 since last win)

Last Pittsburgh win at home:

Oct. 23, 2006 (4-2) (0-1-1 since last win)

Last New Jersey win at Pittsburgh:

March 8, 2007 (4-3 SO) (0-0-0 since last win)

Last Pittsburgh win at New Jersey:

March 14, 2007 (3-0) (0-0-0 since last win)

Most goals by New Jersey vs. Pittsburgh:

9, Oct. 28, 2000 (NJ, 9-0)

Most goals by Pittsburgh vs. New Jersey:

9, Dec. 13, 1990 (P, 9-5)

Most goals by both teams:

14, Oct. 29, 1986 (NJ, 8-6); Dec. 31, 1988 (P, 8-6); Dec. 13, 1990 (P, 9-5)

Last New Jersey shutout vs. Pittsburgh:

Feb. 27, 2007 (1-0) - Martin Brodeur

Last Pittsburgh shutout vs. New Jersey:

March 14, 2007 (3-0) - Jocelyn Thibault

Last New Jersey hat-trick vs. Pittsburgh:

Apr. 15, 2006 - Patrik Elias

Last Pittsburgh hat-trick vs. New Jersey:

Nov. 13, 2001 - Alexei Kovalev

Last Pittsburgh trade with New Jersey:

March 2002 - Stephane Richer to New Jersey for future considerations

Overtime record vs. Pittsburgh:

5-4-10

year by year

YEAR	PIT.	ROAD	TOTAL	GF/GA
1974-75	1-0-1	1-0-1	2-0-2	19-14
1975-76	2-0-0	0-1-1	2-1-1	18-10
1976-77	1-1-0	1-1-0	2-2-0	11-11
1977-78	1-1-0	1-0-1	2-1-1	14-13
1978-79	2-0-0	1-1-0	3-1-0	21-13
1979-80	2-0-0	0-2-0	2-2-0	10-15
1980-81	2-0-0	1-1-0	3-1-0	20-13
1981-82	2-0-0	1-0-0	3-0-0	17-5
1982-83	1-2-1	0-1-2	1-3-3	23-26
1983-84	2-1-0	2-2-0	4-3-0	28-27
1984-85	1-3-0	1-2-0	2-5-0	25-34
1985-86	2-1-0	2-1-1	4-2-1	28-22
1986-87	2-2-0	1-2-0	3-4-0	34-31
1987-88	0-3-0	1-3-0	1-6-0	21-38
1988-89	3-0-1	1-1-1	4-1-2	29-24
1989-90	1-2-0	1-2-1	2-4-1	22-29
1990-91	4-0-0	0-3-0	4-3-0	37-31
1991-92	1-2-0	1-3-0	2-5-0	20-31
1992-93	3-1-0	3-1-1	6-2-1	33-25
1993-94	1-0-1	0-2-0	1-2-1	10-17
1994-95	1-0-0	0-0-2	1-0-2	11-8
1995-96	1-1-0	1-0-1	2-1-1	11-9
1996-97	0-2-0	1-1-0	1-3-0	12-13
1997-98	1-1-0	1-1-0	2-2-0	8-10
1998-99	0-2-0	1-2-0	1-4-0	13-17
1999-00	1-2-0	1-1-0	2-3-0	14-15
2000-01	1-1-0	2-0-1	3-1-1	17-21
2001-02	1-2-0	1-1-0	2-3-0	15-11
2002-03	0-2-0	1-2-0	1-4-0	10-14
2003-04	0-3-0	1-2-0	1-5-0	7-17
2004-05	No Season			
2005-06	2-1-1	1-3-0	3-4-1	27-30
2006-07	1-2-1	2-2-0	3-4-1	18-20
TOTALS	43-38-6	32-44-13	75-82-19	603-614

07-08 schedule

10/17 @ PITTSBURGH, 7:30 p.m.

11/5 @ New Jersey, 7 p.m.

11/12 @ PITTSBURGH, 7:30 p.m.

11/21 @ PITTSBURGH, 7:30 p.m.

1/29 @ New Jersey, 7 p.m.

2/4 @ New Jersey, 7 p.m.

3/22 @ PITTSBURGH, 7:30 p.m.

3/25 @ New Jersey, 7 p.m.



regular season

AT PITTSBURGH

Date	Score	W Goal
3/8/07	**NJ 4-3	Elias
2/17/07	NJ 1-0	Langebrunner
10/24/06	PIT 4-2	Staal
10/18/06	NJ 2-1	Langenbrunner



AT NEW JERSEY

Date	Score	W Goal
3/14/07	PT 3-0	Ruutu
2/16/07	PIT 5-4	Ruutu
12/26/06	NJ 3-0	Zajac
12/1/06	NJ 5-2	Pandolfo

**Shootout

individual scoring

PITTSBURGH	GP	G	A	PTS	+/-	PIM	PP	NEW JERSEY	GP	G	A	PTS	+/-	PIM	PP
MALKIN	8	4	5	9	1	6	1	ELIAS	8	2	8	10	3	2	0
CROSBY	8	2	4	6	4	8	1	LANGENBRUNNER	8	3	4	7	-4	2	2
RUUTU	8	3	1	4	2	10	0	GOMEZ	8	1	6	7	3	8	0
STAAL	8	3	1	4	E	2	0	BRYLIN	8	2	4	6	1	4	0
GONCHAR	8	1	3	4	-1	4	0	ZAJAC	7	4	1	5	E	0	0
RECCHI	8	0	4	4	2	6	0	RAFALSKI	8	1	4	5	3	4	0
OUELLET	7	1	2	3	-4	4	0	PANDOLFO	8	3	0	3	-1	2	0
MELICHAIR	8	0	3	3	-1	0	0	GIONTA	4	2	1	3	1	0	1
WHITNEY	8	0	3	3	4	6	0	PARISE	8	1	2	3	-2	0	1
CHRISTENSEN	5	2	0	2	1	0	0	ODUYA	8	0	3	3	E	10	0
EKMAN	4	1	1	2	-1	2	0	MADDEN	8	0	2	2	-3	2	0
SCUDERI	8	1	0	1	E	0	0	MARTIN	8	0	2	2	-4	0	0
MOORE	5	0	1	1	-2	6	0	GREENE	3	1	0	1	E	0	1
EATON	4	0	1	1	-1	0	0	LUKOWICH	7	0	1	1	1	4	0
PETROVICKY	3	0	1	1	2	0	0	RASMUSSEN	7	0	0	0	2	4	0
ARMSTRONG	8	0	0	0	E	4	0	RUPP	7	0	0	0	-3	7	0
TALBOT	7	0	0	0	E	0	0	DOWD	6	0	0	0	-1	0	0
MALONE	6	0	0	0	1	2	0	JANSSSEN	6	0	0	0	E	10	0
ORPIK	6	0	0	0	4	6	0	WHITE	5	0	0	0	-3	2	0
THORBURN	5	0	0	0	-1	6	0	HALE	3	0	0	0	E	2	0
LECLAIR	2	0	0	0	-2	0	0	BROOKS	2	0	0	0	1	0	0
ROBERTS	2	0	0	0	E	7	0	FRASER	1	0	0	0	-1	2	0
WELCH	2	0	0	0	-2	4	0	LACOUTURE	1	0	0	0	E	0	0
KWIATKOWSKI	1	0	0	0	-1	0	0	TALLACKSON	1	0	0	0	E	0	0
LARAQUE	1	0	0	0	E	0	0								
LETANG	1	0	0	0	-1	0	0								

Power Play: 2-23 8.7% / Penalty Killing: 30-35 85.7%

Power Play: 5-35 14.3% / Penalty Killing: 21-23 91.3%

goaltending

PITTSBURGH	GP	Min	Rec	GA	SA	SV	GAA	SV%	NEW JERSEY	GP	Min	Rec	GA	SA	SV	GAA	SV%
FLEURY	7	393	2-4-1	19	188	169	2.90	.899	BRODEUR	8	483	5-3-0	18	215	197	2.24	.916
THIBAULT	2	89	1-0-0	1	44	43	0.67	.977									

goals by period

	1ST	2ND	3RD	OT	TOTAL
PITTSBURGH	6	7	5	0	18
NEW JERSEY	3	9	8	0	20

shots by period

	1ST	2ND	3RD	OT	TOTAL
PITTSBURGH	78	62	74	1	215
NEW JERSEY	73	89	66	3	231

NEW YORK ISLANDERS



General Manager:

Garth Snow

Head Coach:

Ted Nolan

Assistant Coaches:

Dan Lacroix, John Chabot & Gerard Gallant

Web site:

www.newyorkislanders.com



regular season

AT PITTSBURGH

Date	Score
1/16/07	PIT 5-2
12/15/06	PIT 7-4
12/2/06	NYI 5-3
11/28/06	PIT 3-2

W Goal
Crosby
Talbot
Kozlov
Thorburn



Date	Score
3/22/07	NYI 3-1
2/19/07	NYI 6-5
11/24/06	NYI 3-1
10/19/06	*PIT 4-3

AT NEW YORK

W Goal
Blake
Sillinger
Satan
Gonchar

*Overtime

individual scoring

PITTSBURGH	GP	G	A	PTS	+/-	PIM	PP	NEW YORK	GP	G	A	PTS	+/-	PIM	PP
CROSBY	7	3	14	17	6	8	1	SATAN	8	4	6	10	E	8	2
RECCHI	8	4	9	13	4	2	3	KOZLOV	8	5	3	8	1	0	1
MALONE	5	6	1	7	5	21	0	BLAKE	8	4	4	8	2	8	2
ARMSTRONG	8	4	3	7	5	8	1	POTI	8	1	6	7	2	18	1
MALKIN	8	2	5	7	-4	4	0	YASHIN	4	2	3	5	3	8	0
WHITNEY	8	0	6	6	-1	4	0	SILLINGER	8	4	0	4	-5	4	2
CHRISTENSEN	6	3	1	4	-2	2	1	SIMON	7	2	2	4	5	12	0
GONCHAR	8	1	3	4	E	12	1	HILBERT	8	0	4	4	-3	4	0
OUELLET	5	2	1	3	-1	0	2	ASHAM	8	2	1	3	-2	6	0
STAAL	8	1	2	3	E	0	0	WITT	8	0	3	3	3	23	0
TALBOT	7	1	2	3	-2	2	0	GERVAISE	6	0	3	3	-2	6	0
EKMAN	5	1	2	3	-5	10	1	ROBITAILLE	3	0	3	3	2	2	0
MELICHAR	7	0	2	2	2	2	0	HILL	8	1	1	2	-1	12	0
THORBURN	5	1	0	1	E	11	0	PARK	8	1	1	2	1	2	0
SCUDERI	8	0	1	1	E	2	0	HUNTER	7	1	1	2	-4	6	1
MOORE	7	0	1	1	E	0	0	YORK	5	1	1	2	-3	2	0
ORPIK	7	0	1	1	1	0	0	MARTINEK	6	0	2	2	E	6	0
ROBERTS	1	0	1	1	-1	2	0	ZHITNIK	5	0	2	2	-3	12	0
RUUTU	7	0	0	0	-3	6	0	BERGERON	2	0	2	2	3	0	0
PETROVICKY	4	0	0	0	-1	9	0	CAMPOLI	2	0	1	1	E	2	0
WELCH	4	0	0	0	-2	4	0	SMYTH	1	0	1	1	E	0	0
NASREDDINE	3	0	0	0	2	0	0	BATES	6	0	0	0	E	2	0
EATON	2	0	0	0	-1	0	0	BOGUNIECKI	3	0	0	0	E	4	0
LECLAIR	2	0	0	0	E	0	0	MEYER IV	3	0	0	0	-3	2	0
LARAQUE	1	0	0	0	E	0	0	COMEAU	1	0	0	0	E	0	0
LETANG	1	0	0	0	E	4	0	NIELSEN	1	0	0	0	E	0	0
ROY	1	0	0	0	-1	0	0	TAMBELLINI	1	0	0	0	E	2	0
STEWART	1	0	0	0	E	2	0	ZEDNIK	1	0	0	0	E	0	0

Power Play: 10-58 17.2% / Penalty Killing: 28-37 75.7%

Power Play: 9-37 24.3% / Penalty Killing: 48-58 82.8%

goaltending

PITTSBURGH	GP	Min	Rec	GA	SA	SV	GAA	SV%	NEW YORK	GP	Min	Rec	GA	SA	SV	GAA	SV%
FLEURY	6	360	3-3-0	21	202	181	3.50	.896	DIPIETRO	6	339	4-2-0	18	197	179	3.19	.909
THIBAUT	2	117	1-1-0	7	61	54	3.59	.885	DUNHAM	3	143	0-1-1	11	64	53	4.61	.828

goals by period

	1ST	2ND	3RD	OT	TOTAL
PITTSBURGH	11	7	10	1	29
NEW YORK	4	14	10	0	28

shots by period

	1ST	2ND	3RD	OT	TOTAL
PITTSBURGH	87	78	90	6	261
NEW YORK	77	94	90	2	263

Isles vs. Pens

2006-07 Record: 40-30-12; Fourth Place, Atlantic Division, 17th overall

2007 Playoff Record: Lost to Buffalo, 4-1, in ECQF

2006-07 Top Scorer: Jason Blake (40-29-69)

All-time Islanders scorer vs. Pittsburgh:

Bryan Trottier (82gp, 47-58-105)

All-time Pittsburgh scorer vs. Islanders:

Mario Lemieux (72gp, 50-80-130)

Longest Islanders win streak vs. Pittsburgh:

6, Dec. 20, 1983-Nov. 10, 1984

Longest Pittsburgh win streak vs. Islanders:

4, Dec. 3, 1988-Jan. 10, 1989; Mar. 12, 1992-Dec. 1, 1992

Longest Islanders undefeated streak vs. Pittsburgh:

9, Feb. 1, 1986-Mar. 10, 1987 (7-0-2)

Longest Pittsburgh undefeated streak vs. Islanders:

9, Oct. 17, 1972-Mar. 20, 1974 (6-0-3)

Last Islanders win at home:

March 22, 2007 (3-1) (0-0-0 since last win)

Last Pittsburgh win at home:

Jan. 16, 2007 (5-2) (0-0-0 since last win)

Last Islanders win at Pittsburgh:

Dec. 2, 2006 (5-3) (0-2-0 since last win)

Last Pittsburgh win at Islanders:

Oct. 19, 2006 (4-3 OT) (0-3-0 since last win)

Most goals by Islanders vs. Pittsburgh:

11, Dec. 20, 1983 (NY, 11-3)

Most goals by Pittsburgh vs. Islanders:

9, Dec. 13, 1972 (P, 9-1); Dec. 30, 1999 (P, 9-3)

Most goals by both teams:

15, Feb. 6, 1990 (NY, 8-7)

Last Islanders shutout vs. Pittsburgh:

Jan. 9, 1986 (9-0) - Kelly Hrudey

Last Pittsburgh shutout vs. Islanders:

Mar. 31, 2006 (4-0) - Sebastien Caron

Last Islanders hat-trick vs. Pittsburgh:

Feb. 4, 2006 - Miroslav Satan

Last Pittsburgh hat-trick vs. Islanders:

Feb. 19, 2007 - Ryan Malone

Last Pittsburgh trade with Islanders:

March 8, 2004 - Steve Webb to NY Islanders for Alain Nasreddine.

Overtime record vs. Pittsburgh: 7-7-10

year by year

YEAR	PIT.	ROAD	TOTAL	GF/GA
1972-73	2-0-1	2-0-0	4-0-1	22-4
1973-74	0-0-2	2-1-0	2-1-2	9-8
1974-75	2-0-0	0-2-0	2-2-0	15-10
1975-76	1-1-0	0-1-1	1-2-1	15-21
1976-77	1-1-0	1-1-0	2-2-0	11-13
1977-78	1-0-1	0-2-0	1-2-1	14-15
1978-79	0-1-1	0-0-2	0-1-3	11-13
1979-80	0-0-2	1-0-1	1-0-3	10-9
1980-81	2-0-0	0-1-1	2-1-1	19-16
1981-82	2-2-0	0-4-0	2-6-0	22-40
1982-83	1-2-0	1-3-0	2-5-0	13-29
1983-84	0-4-0	1-2-0	1-6-0	26-38
1984-85	2-1-0	0-4-0	2-5-0	20-30
1985-86	1-2-1	0-3-0	1-5-1	21-38
1986-87	0-2-1	0-3-1	0-5-2	19-29
1987-88	2-1-1	2-1-0	4-2-1	32-28
1988-89	3-0-0	1-2-1	4-2-1	32-26
1989-90	3-1-0	0-2-1	3-3-1	32-35
1990-91	2-1-0	3-1-0	5-2-0	33-23
1991-92	2-1-1	3-0-0	5-1-1	39-31
1992-93	2-2-0	2-1-0	4-3-0	26-21
1993-94	0-2-0	2-0-0	2-2-0	11-14
1994-95	2-0-0	1-1-0	3-1-0	16-10
1995-96	1-1-0	2-0-0	3-1-0	19-16
1996-97	1-1-0	1-1-0	2-2-0	12-14
1997-98	1-1-0	1-1-0	2-2-0	14-11
1998-99	1-2-0	1-1-0	2-3-0	12-20
1999-00	2-0-0	2-1-0	4-1-0	26-12
2000-01	2-1-0	0-2-0	2-3-0	17-17
2001-02	0-1-1	2-1-0	2-2-1	17-19
2002-03	1-2-0	0-2-0	1-4-0	13-22
2003-04	0-1-2	1-2-0	1-3-2	16-26
2004-05	No Season			
2005-06	2-0-2	2-0-2	4-0-4	32-18
2006-07	3-1-0	1-3-0	4-4-0	29-28
TOTALS	45-35-16	35-49-10	80-84-26	675-704

07-08 schedule

11/3 @ New York, 7 p.m.

11/15 @ PITTSBURGH, 7:30 p.m.

12/15 @ New York, 7 p.m.

12/21 @ PITTSBURGH, 7:30 p.m.

2/7 @ PITTSBURGH, 7:30 p.m.

2/26 @ New York, 7 p.m.

3/24 @ New York, 7 p.m.

3/27 @ PITTSBURGH, 7:30 p.m.

NEW YORK RANGERS

President/General Manager:

Glen Sather

Head Coach:

Tom Renney

Assistant Coaches:

Benoit Allaire, Perry Pearm & Mike Pelino

Web site:

www.newyorkrangers.com



Rangers vs. Pens

2006-07 Record: 42-30-10; Third Place, Atlantic Division, 15th overall

2007 Playoff Record: Defeated Atlanta, 4-0, in ECQF; Lost to Buffalo, 4-2, in ECSEF

2006-07 Top Scorer: Jaromir Jagr (30-66-96)

All-time Rangers scorer vs. Pittsburgh:

Brian Leetch (72gp, 19-70-89)

All-time Pittsburgh scorer vs. Rangers:

Mario Lemieux (70gp, 61-71-132)

Longest Rangers win streak vs. Pittsburgh:

5, Nov. 18, 1973-Nov. 24, 1974

Longest Pittsburgh win streak vs. Rangers:

6, Mar. 11, 2000-Mar. 2, 2001

Longest Rangers undefeated streak vs. Pittsburgh:

12, Jan. 7, 1970-Oct. 30, 1971 (8-0-4)

Longest Pittsburgh undefeated streak vs. Rangers:

9, Mar. 11-2000-Jan. 5, 2002 (8-0-1)

Last Rangers win at home:

March 19, 2007 (2-1) (0-0-0 since last win)

Last Pittsburgh win at home:

April 7, 2007 (2-1) (0-0-0 since last win)

Last Rangers win at Pittsburgh:

Nov. 25, 2006 (2-1 OT) (0-1-1 since last win)

Last Pittsburgh win at Rangers:

March 1, 2007 (4-3 SO) (0-1-0 since last win)

Most goals by Rangers vs. Pittsburgh:

11, Nov. 25, 1992 (NY, 11-3)

Most goals by Pittsburgh vs. Rangers:

10, Apr. 9, 1993 (P, 10-4)

Most goals by both teams:

14, Mar. 2, 1975 (NY, 8-6); Nov. 25, 1992 (NY, 11-3); Apr. 9, 1993 (P, 10-4); Oct. 14, 2000 (P, 8-6)

Last Rangers shutout vs. Pittsburgh:

Feb. 14, 2003 (1-0) - Mike Dunham

Last Pittsburgh shutout vs. Rangers:

Oct. 12, 2002 (6-0) - Jean-Sebastien Aubin

Last Rangers hat-trick vs. Pittsburgh:

Nov. 12, 2005 - Jaromir Jagr

Last Pittsburgh hat-trick vs. Rangers:

Jan. 5, 2002 - Alexei Kovalev

Last Pittsburgh trade with Rangers:

Feb. 10, 2003 - Alex Kovalev, Dan LaCouture, Janne Laukkanen and Mike Wilson to New York for Rico Fata, Mikael Samuelsson, Richard Lintner and Joel Bouchard

Overtime record vs. Pittsburgh: 5-15-12

year by year

YEAR	PIT.	ROAD	TOTAL	GF/GA
1967-68	0-1-1	0-2-0	0-3-1	7-15
1968-69	1-2-0	0-3-0	1-5-0	16-27
1969-70	0-3-0	1-1-1	1-4-1	7-18
1970-71	0-3-0	0-2-1	0-5-1	7-24
1971-72	1-1-1	0-2-1	1-3-2	12-22
1972-73	1-1-0	1-2-0	2-3-0	16-24
1973-74	0-3-0	1-1-0	1-4-0	12-25
1974-75	1-1-0	1-1-0	2-2-0	22-20
1975-76	2-0-0	1-1-0	3-1-0	23-12
1976-77	0-1-1	2-0-0	2-1-1	12-8
1977-78	1-0-1	1-0-1	2-0-2	16-12
1978-79	1-1-0	1-1-0	2-2-0	15-7
1979-80	1-1-0	1-1-0	2-2-0	15-14
1980-81	1-1-0	1-0-1	2-1-1	17-14
1981-82	1-2-1	2-2-0	3-4-1	32-35
1982-83	1-2-1	0-3-0	1-5-1	19-34
1983-84	1-2-0	1-3-0	2-5-0	25-35
1984-85	2-2-0	1-2-0	3-4-0	29-34
1985-86	1-1-1	3-1-0	4-2-1	28-24
1986-87	1-2-1	1-1-1	2-3-2	23-26
1987-88	2-0-1	1-2-1	3-2-2	29-27
1988-89	2-1-1	1-2-0	3-3-1	32-32
1989-90	2-0-1	3-1-0	5-1-1	34-23
1990-91	2-2-0	2-1-0	4-3-0	32-28
1991-92	1-2-0	1-3-0	2-5-0	25-32
1992-93	2-1-0	3-1-0	5-2-0	31-24
1993-94	2-0-0	0-2-0	2-2-0	19-18
1994-95	2-0-0	1-0-0	3-0-0	13-10
1995-96	1-1-0	1-1-0	2-2-0	15-13
1996-97	0-2-0	0-2-0	0-4-0	8-26
1997-98	1-0-1	1-1-0	2-1-1	8-8
1998-99	0-0-2	1-1-1	1-1-3	10-14
1999-00	2-1-0	1-1-0	3-2-0	19-15
2000-01	2-0-0	2-0-1	4-0-1	28-19
2001-02	3-0-0	0-2-0	3-2-0	13-10
2002-03	1-1-0	2-1-0	3-2-0	16-6
2003-04	1-2-0	2-1-0	3-3-0	20-23
2004-05	No Season			
2005-06	2-2-0	1-3-0	3-5-0	18-30
2006-07	3-0-1	2-1-1	5-1-2	21-18
TOTALS	48-45-15	44-55-10	92-100-25	744-806

07-08 schedule

10/23 @ PITTSBURGH, 7 p.m.

11/8 @ New York, 7 p.m.

11/17 @ PITTSBURGH, 7:30 p.m.

12/18 @ New York, 7 p.m.

1/14 @ PITTSBURGH, 7 p.m.

3/18 @ New York, 7 p.m.

3/30 @ PITTSBURGH, 3 p.m.

3/31 @ New York, 7 p.m.

NEW YORK RANGERS®

regular season

AT PITTSBURGH

Date	Score
4/7/07	PIT 2-1
3/10/07	*PIT 3-2
11/25/06	*NYR 2-1
11/18/06	PIT 3-1
*Overtime	

W Goal
Recchi
Armstrong
Straka
Recchi



Date	Score
3/19/07	NYR 2-1
3/1/07	**PIT 4-3
12/7/06	**NYR 3-2
10/12/06	PIT 6-5
**Shootout	

AT NEW YORK

W Goal
Jagr
Crosby
Shanahan
Crosby

individual scoring

PITTSBURGH	GP	G	A	PTS	+/-	PIM	PP	NEW YORK	GP	G	A	PTS	+/-	PIM	PP
CROSBY	7	3	7	10	-1	0	3	JAGR	8	4	4	8	E	10	0
GONCHAR	8	1	7	8	-2	12	1	NYLANDER	8	2	2	4	-2	4	1
RECCHI	8	3	3	6	-2	8	2	STRAKA	6	1	3	4	0	6	0
ARMSTRONG	8	2	4	6	E	14	0	ROZSIVAL	8	0	4	4	1	6	0
MALKIN	7	2	3	5	-2	6	2	BETTS	8	3	0	3	3	10	1
WHITNEY	8	2	2	4	-4	2	1	SHANAHAN	5	3	0	3	E	8	2
STAAL	8	3	0	3	1	6	1	CULLEN	8	2	1	3	1	2	6
QUELLET	7	2	1	3	-2	4	1	PRUCHA	8	1	2	3	3	6	0
CHRISTENSEN	6	0	3	3	-1	4	0	RACHUNEK	6	1	2	3	1	4	0
TALBOT	7	0	2	2	-4	4	0	WARD	4	0	3	3	2	2	0
EKMAN	4	1	0	1	-2	0	0	MALIK	8	0	2	2	6	6	0
ROBERTS	4	1	0	1	-3	4	1	HOSSA	5	0	2	2	-1	2	0
LETANG	1	1	0	1	-1	0	1	AVERY	4	0	2	2	1	6	0
MALONE	6	0	1	1	-1	2	0	HALL	4	1	0	1	E	2	1
MOORE	4	0	1	1	E	8	0	HOLLWEG	8	0	1	1	2	5	0
MELICHAR	8	0	0	0	-1	4	0	TYUTIN	6	0	1	1	2	4	0
RUJUTU	8	0	0	0	E	8	0	GIRARDI	4	0	1	1	2	2	0
ORPIK	7	0	0	0	-2	4	0	ORTMEYER	4	0	1	1	1	0	0
SCUDERI	7	0	0	0	E	0	0	CALLAHAN	2	0	1	1	1	2	0
LARAQUE	4	0	0	0	E	7	0	ORR	6	0	0	0	1	5	0
EATON	3	0	0	0	E	0	0	ISBISTER	4	0	0	0	E	4	0
NASREDDINE	3	0	0	0	-2	4	0	MARA	4	0	0	0	E	2	0
THORBURN	3	0	0	0	-1	5	0	POCK	4	0	0	0	-1	2	0
LECLAIR	2	0	0	0	-1	0	0	WARD	4	0	0	0	2	6	0
PETROVICKY	2	0	0	0	E	0	0	DUBINSKY	2	0	0	0	E	2	0
WELCH	2	0	0	0	E	0	0	IMMONEN	2	0	0	0	E	0	0
DUPONT	1	0	0	0	E	2	0	OZOLINSH	2	0	0	0	E	4	0
STEWART	1	0	0	0	E	0	0	KASPARAITIS	1	0	0	0	E	2	0
								STRUDWICK	1	0	0	0	E	0	0

Power Play: 13-52 25.0% / Penalty Killing: 40-45 88.9%

Power Play: 5-45 11.1% / Penalty Killing: 39-52 75.0%

goaltending

PITTSBURGH	GP	Min	Rec	GA	SA	SV	GAA	SV%	NEW YORK	GP	Min	Rec	GA	SA	SV	GAA	SV%
FLEURY	7	434	5-0-2	16	210	194	2.21	.924	LUNDQVIST	8	493	3-3-2	21	214	193	2.56	.902
THIBAUT	1	59	0-1-0	2	42	40	2.02	.952									

goals by period

	1ST	2ND	3RD	OT	TOTAL
PITTSBURGH	2	7	11	1	21
NEW YORK	1	6	10	1	18

shots by period

	1ST	2ND	3RD	OT	TOTAL
PITTSBURGH	70	74	62	8	214
NEW YORK	68	89	91	4	252

OTTAWA SENATORS

General Manager:

Bryan Murray

Head Coach:

John Paddock

Assistant Coach:

Greg Carvel

Web site:

www.ottawasenators.com



Sens vs. Pens

2006-07 Record: 48-25-9; Second place, Northeast Division, Ninth overall

2007 Playoff Record: Defeated Pittsburgh, 4-1, in ECQF; Defeated New Jersey, 4-1, in ECSF; Defeated Buffalo, 4-1 in ECF; Lost to Anaheim, 4-1, in SCF.

2006-07 Top Scorer: Dany Heatly (50-55-105)

All-time Ottawa scorer vs. Pittsburgh:

Daniel Alfredsson (43gp, 15-25-40)

All-time Pittsburgh scorer vs. Ottawa:

Jaromir Jagr (36gp, 29-28-57)

Longest Ottawa win streak vs. Pittsburgh:

7, Jan. 22, 2004-Nov. 10, 2006

Longest Pittsburgh win streak vs. Ottawa:

14, Jan. 3, 1994-Apr. 11, 1996

Longest Ottawa undefeated streak vs. Pittsburgh:

8, Dec. 26, 2003-Nov. 10, 2006 (7-0-1)

Longest Pittsburgh undefeated streak vs. Ottawa:

16, Nov. 27, 1994-Apr. 11, 1996 (15-0-1)

Last Ottawa win at home:

Mar. 21, 2006 (5-2) (0-1-1 since last win)

Last Pittsburgh win at home:

March 18, 2007 (4-3 SO) (0-0-0 since last win)

Last Ottawa win at Pittsburgh:

Nov. 10, 2006 (6-3) (0-0-1 since last win)

Last Pittsburgh win at Ottawa:

April 5, 2007 (3-2) (0-0-0 since last win)

Most goals by Ottawa vs. Pittsburgh:

7, Mar. 9, 2000 (0, 7-0); Feb. 2, 2006 (0, 7-2)

Most goals by Pittsburgh vs. Ottawa:

7, Oct. 27, 1992 (P, 7-2); Nov. 8, 1995 (P, 7-1); Nov. 28, 1995 (P, 7-2); Nov. 2, 1996 (P, 7-3)

Most goals by both teams:

11, Jan. 22, 2004 (0, 6-5)

Last Ottawa shutout vs. Pittsburgh:

Feb. 12, 2003 (3-0) – Patrick Lalime

Last Pittsburgh shutout vs. Ottawa:

Nov. 26, 1999 (5-0) – Tom Barrasso

Last Ottawa hat-trick vs. Pittsburgh:

Feb. 22, 2004 – Martin Havlat

Last Pittsburgh hat-trick vs. Ottawa:

Oct. 16, 2001 – Toby Petersen

Last Pittsburgh trade with Ottawa:

Mar. 14, 2000 – Janne Laukkanen and Ron Tugnutt to Pittsburgh for Tom Barrasso.

Overtime record vs. Pittsburgh:

0-4-9

year by year

YEAR	PIT.	ROAD	TOTAL	GF/GA
1992-93	2-0-0	1-1-0	3-1-0	20-9
1993-94	2-0-1	2-0-0	4-0-1	19-6
1994-95	2-0-0	2-0-0	4-0-0	18-12
1995-96	3-0-0	3-0-0	6-0-0	32-11
1996-97	3-0-0	1-1-1	4-1-1	24-15
1997-98	0-0-2	1-1-1	1-1-3	6-7
1998-99	1-1-0	1-0-1	2-1-1	13-12
1999-00	1-0-1	0-2-0	1-2-1	7-10
2000-01	1-1-0	1-0-1	2-1-1	14-11
2001-02	1-1-0	1-1-0	2-2-0	11-12
2002-03	0-2-0	1-1-0	1-3-0	7-13
2003-04	1-1-0	0-1-1	1-2-1	13-16
2004-05	No Season			
2005-06	0-2-0	0-2-0	0-4-0	9-21
2006-07	1-1-0	2-0-0	3-1-0	13-15
TOTALS	18-9-4	16-10-5	34-19-9	206-170

07-08 schedule

11/22 @ Ottawa, 7:30 p.m.

12/13 @ PITTSBURGH, 7:30 p.m.

2/23 @ PITTSBURGH, 3 p.m.

3/1 @ Ottawa, 3 p.m.

SENATORS®

regular season

AT PITTSBURGH

Date Score
3/18/07 **PIT 4-3
11/10/06 OTT 6-3

W Goal
Ruutuu
Redden



Date Score
4/5/07
3/6/07

Score
PIT 3-2
PIT 5-4

AT OTTAWA

W Goal
Talbot
Crosby

individual scoring

PITTSBURGH	GP	G	A	PTS	+/-	PIM	PP	OTTAWA	GP	G	A	PTS	+/-	PIM	PP
ARMSTRONG	4	1	3	4	-1	2	0	SPEZZA	3	2	4	6	2	9	1
CROSBY	4	1	3	4	-4	4	1	ALFREDSSON	4	1	5	6	3	4	0
WHITNEY	4	1	3	4	-2	18	1	HEATLEY	4	4	1	5	E	0	2
TALBOT	4	3	0	3	2	4	0	REDDEN	4	2	1	3	2	4	2
OUELLET	3	2	1	3	-1	0	2	FISHER	4	1	2	3	2	0	1
MALKIN	4	1	2	3	E	8	1	SCHAEFER	4	1	2	3	2	4	0
GONCHAR	4	0	3	3	-2	4	0	CORVO	4	0	3	3	1	2	0
ROBERTS	3	2	0	2	-1	4	1	NEIL	4	0	3	3	2	10	0
STAAL	4	1	1	2	2	0	0	KELLY	4	1	1	2	2	0	0
MALONE	3	1	1	2	3	0	0	COMRIE	3	0	2	2	-3	2	0
MELICHAIR	4	0	1	1	E	10	0	MESZAROS	4	1	0	1	-3	2	0
ORPIK	4	0	1	1	1	4	0	SCHUBERT	4	1	0	1	E	2	0
RECCHI	4	0	1	1	-3	2	0	VERMETTE	4	1	0	1	-1	0	0
SCUDERI	4	0	1	1	E	4	0	MCCAMMOND	4	0	1	1	-1	6	0
CHRISTENSEN	3	0	1	1	-1	0	0	PREISSING	4	0	1	1	-1	0	0
LARAQUE	2	0	1	1	1	2	0	VOLCHENKOV	4	0	1	1	3	18	0
RUUTU	4	0	0	0	-2	4	0	SAPRYKIN	2	0	1	1	E	2	0
EKMAN	2	0	0	0	-4	4	0	PHILLIPS	4	0	0	0	3	4	0
NASREDDINE	2	0	0	0	E	0	0	EAVES	3	0	0	0	-2	0	0
CAIRNS	1	0	0	0	E	5	0	MCGRATTAN	1	0	0	0	E	5	0
EATON	1	0	0	0	E	2	0								
LECLAIR	1	0	0	0	-1	2	0								
MOORE	1	0	0	0	E	0	0								
PETROVICHY	1	0	0	0	E	0	0								
WELCH	1	0	0	0	E	0	0								

Power Play: 6-25 24.0% / Penalty Killing: 23-29 79.3% Power Play: 6-29 20.7% / Penalty Killing: 19-25 76.0%

goaltending

PITTSBURGH	GP	Min	Rec	GA	SA	SV	GAA	SV%	OTTAWA	GP	Min	Rec	GA	SA	SV	GAA	SV%
FLEURY	4	205	2-1-0	14	123	109	4.10	.886	GERBER	1	60	1-0-0	3	17	14	3.00	.824
THIBAUT	1	45	1-0-0	1	16	15	1.33	.938	EMERY	3	190	0-1-2	10	73	63	3.17	.863

goals by period

	1ST	2ND	3RD	OT	TOTAL
PITTSBURGH	5	3	5	0	13
OTTAWA	7	5	3	0	15

shots by period

	1ST	2ND	3RD	OT	TOTAL
PITTSBURGH	35	25	28	2	90
OTTAWA	47	53	31	8	139

PHILADELPHIA FLYERS

General Manager:

Paul Holmgren

Head Coach:

John Stevens

Assistant Coaches:

Terry Murray, Joe Mullen, Jack McIlhargey

Web site:

www.philadelphiaflyers.com



regular season

AT PITTSBURGH

Date	Score
3/4/07	**PIT 4-3
12/13/06	PIT 8-4
11/13/06	PIT 3-2
10/5/06	PIT 4-0

W Goal
Christensen
Gonchar
Malkin
Ouellet



AT PHILADELPHIA

Date	Score	W Goal
2/8/07	**PIT 5-4	Crosby
1/13/07	PIT 5-3	Staal
11/20/06	PIT 5-3	Crosby
10/28/06	PIT 8-2	Talbot

individual scoring

PITTSBURGH	GP	G	A	PTS	+/-	PIM	PP	PHILADELPHIA	GP	G	A	PTS	+/-	PIM	PP
CROSBY	8	7	9	16	9	10	0	GAGNE	8	4	2	6	-5	2	3
GONCHAR	8	4	9	13	7	10	2	KNUBLE	7	4	2	6	-2	10	0
OUELLET	7	3	8	11	7	4	2	FORSBERG	5	1	5	6	-3	4	1
MALKIN	7	4	5	9	3	4	1	SANDERSON	6	2	2	4	-2	6	1
WHITNEY	8	1	8	9	9	25	0	UMBERGER	8	1	3	4	-6	10	0
RECCHI	8	4	3	7	-1	6	1	PITKANEN	8	0	4	4	-9	10	0
STAAL	8	4	2	6	3	2	0	POTULNY	3	2	1	3	1	4	0
CHRISTENSEN	4	3	1	4	1	6	1	RUZICKA	3	1	2	3	E	0	1
MOORE	7	2	2	4	4	8	0	JONES	6	0	3	3	1	4	0
RUUTU	8	1	3	4	5	6	0	PICARD	6	0	3	3	-1	4	0
MALONE	5	1	3	4	E	4	1	RICHARDS	6	0	3	3	-4	2	0
TALBOT	7	1	3	4	4	0	0	CARTER	5	0	3	3	-5	2	0
LECLAIR	4	1	2	3	2	4	1	ZHITNIK	2	0	3	3	-2	2	0
ROBERTS	1	1	2	3	1	0	0	ROBITAILLE	5	1	1	2	-3	6	0
MELICHAIR	6	1	1	2	5	2	0	CALDER	7	1	0	1	-6	2	0
ARMSTRONG	8	0	2	2	6	11	0	FEDORUK	4	1	0	1	1	10	0
SCUDERI	8	0	2	2	4	4	0	MEYER IV	3	1	0	1	-5	2	1
EKMAN	3	0	2	2	2	2	0	YORK	2	1	0	1	2	0	0
THORBURN	6	1	0	1	3	17	0	COBURN	1	1	0	1	2	4	0
WELCH	4	0	1	1	2	6	0	KAPANEN	8	0	1	1	-6	2	0
EATON	3	0	1	1	3	0	0	HATCHER	8	0	0	0	-8	18	0
ORPIK	6	0	0	0	4	4	0	EAGER	6	0	0	0	-2	36	0
NASREDDINE	4	0	0	0	-1	0	0	RATHJE	4	0	0	0	-6	2	0
PETROVICKY	2	0	0	0	E	2	0	GAUTHIER	3	0	0	0	E	2	0
ROY	2	0	0	0	E	7	0	NIEVED	3	0	0	0	-5	2	0
LARAQUE	1	0	0	0	-1	0	0	AFANASENKOV	2	0	0	0	-2	0	0
LETANG	1	0	0	0	1	0	0	JOHNSON	2	0	0	0	-3	2	0
								KANE	2	0	0	0	-2	2	0
								TIMONEN	2	0	0	0	-1	4	0
								BAUMGARTNER	1	0	0	0	E	19	0
								DIMITRAKOS	1	0	0	0	-2	0	0
								ELLISON	1	0	0	0	E	0	0
								GRANT	1	0	0	0	E	5	0
								HAMEL	1	0	0	0	E	0	0
								KUKKONEN	1	0	0	0	-1	0	0
								PRINTZ	1	0	0	0	E	0	0
								REID	1	0	0	0	E	2	0
								UPSHALL	1	0	0	0	-1	0	0

Power Play: 9-52 17.3% / Penalty Killing: 43-50 86.0%

Power Play: 7-50 14.0% / Penalty Killing: 43-52 82.7%

goaltending

PITTSBURGH	GP	Min	Rec	GA	SA	SV	GAA	SV%	PHILADELPHIA	GP	Min	Rec	GA	SA	SV	GAA	SV%
FLEURY	8	483	8-0-0	21	230	209	2.61	.909	BIRON	1	65	0-0-1	3	38	35	2.77	.921
THIBAUT	1	6	0-0-0	0	1	1	0.00	1.00	NUITTYMAKI	6	324	0-5-1	27	178	151	5.00	.848
									ESCHÉ	2	97	0-1-0	8	42	34	4.94	.810
									HOULE	1	2	0-0-0	1	3	2	27.27	.667

goals by period

	1ST	2ND	3RD	OT	TOTAL
PITTSBURGH	13	17	10	0	40
PHILADELPHIA	8	5	8	0	21

shots by period

	1ST	2ND	3RD	OT	TOTAL
PITTSBURGH	70	100	85	7	262
PHILADELPHIA	80	73	73	5	231

Flyers vs. Pens

2006-07 Record: 22-48-12; Fifth place, Atlantic Division, 30th overall

2007 Playoff Record: Did Not Qualify

2006-07 Top Scorer: Simon Gagne (41-27-68)

All-time Philadelphia scorer vs. Pittsburgh:

Bobby Clarke (76gp, 44-64-108)

All-time Pittsburgh scorer vs. Philadelphia:

Mario Lemieux (70gp, 51-73-124)

Longest Philadelphia win streak vs. Pittsburgh:

11, Dec. 12, 1982-Mar. 28, 1984

Longest Pittsburgh win streak vs. Philadelphia:

8, Oct. 5, 2006-March 4, 2007 (current)

Longest Philadelphia undefeated streak vs. Pittsburgh:

13, Oct. 28, 1982-Mar. 28, 1984 (12-0-1)

Longest Pittsburgh undefeated streak vs. Philadelphia:

14, Mar. 26, 1991-Jan. 30, 1993 (10-0-4)

Last Philadelphia win at home:

Apr. 11, 2006 (4-3) (0-3-1 since last win)

Last Pittsburgh win at home:

March 4, 2007 (4-3 SO) (0-0-0 since last win)

Last Philadelphia win at Pittsburgh:

1991-92 3-0-1

Last Pittsburgh win at Philadelphia:

Jan. 21, 2006 (2-1) (0-4-1 since last win)

Last Pittsburgh win at Philadelphia:

Feb. 8, 2007 (5-4 SO) (0-0-0 since last win)

Most goals by Philadelphia vs. Pittsburgh:

13, Mar. 22, 1984 (Phi, 13-4)

Most goals by Pittsburgh vs. Philadelphia:

11, Nov. 16, 1993 (Pit, 11-5)

Most goals by both teams:

17, Mar. 22, 1984 (Phi, 13-4)

Last Philadelphia shootout vs. Pittsburgh:

March 29, 2003 (3-0) - Roman Cechmanek

Last Pittsburgh shootout vs. Philadelphia:

Oct. 5, 2006 (4-0) - Marc-Andre Fleury

Last Philadelphia hat-trick vs. Pittsburgh:

Nov. 21, 1996 - Dale Hawerchuk

Last Pittsburgh hat-trick vs. Philadelphia:

Oct. 28, 2006 - Sidney Crosby

Last Pittsburgh trade with Philadelphia:

March 17, 2002 - Kent Manderville to Pittsburgh for Billy Tibbetts

Overtime record vs. Pittsburgh: 9-6-14

year by year

YEAR	PIT.	ROAD	TOTAL	GF/GA
1967-68	2-0-3	2-3-0	4-3-3	20-12
1968-69	1-1-2	0-3-1	1-4-3	13-26
1969-70	3-0-1	2-1-1	5-1-2	27-21
1970-71	1-0-2	0-3-0	1-3-2	13-15
1971-72	3-0-0	0-2-1	3-2-1	17-20
1972-73	2-1-0	0-3-0	2-4-0	20-24
1973-74	1-1-0	1-2-0	2-3-0	15-22
1974-75	1-1-0	0-2-0	1-3-0	11-18
1975-76	0-1-1	0-2-0	0-3-1	13-22
1976-77	1-1-0	0-2-0	1-3-0	3-12
1977-78	0-2-0	0-1-1	0-3-1	7-26
1978-79	1-1-0	0-2-0	1-3-0	6-10
1979-80	0-2-0	0-1-1	0-3-1	9-15
1980-81	0-2-0	0-2-0	0-4-0	10-22
1981-82	2-1-1	0-4-0	2-5-1	30-38
1982-83	1-1-1	0-4-0	1-5-1	16-34
1983-84	0-4-0	0-3-0	0-7-0	21-46
1984-85	2-1-0	0-4-0	2-5-0	19-34
1985-86	0-3-1	0-3-0	0-6-1	16-29
1986-87	1-1-1	0-3-1	1-4-2	22-28
1987-88	2-2-0	0-3-0	2-5-0	24-23
1988-89	2-1-0	2-2-0	4-3-0	28-25
1989-90	2-2-0	1-2-0	3-4-0	24-29
1990-91	0-2-1	2-2-0	2-4-1	24-26
1991-92	3-0-1	2-0-1	5-0-2	36-19
1992-93	3-0-1	2-1-0	5-1-1	35-19
1993-94	1-0-1	1-1-0	2-1-1	21-13
1994-95	1-0-0	0-2-0	1-2-0	8-12
1995-96	2-0-0	0-2-0	2-2-0	20-18
1996-97	1-1-0	0-2-0	1-3-0	9-20
1997-98	2-0-0	0-2-0	2-2-0	14-14
1998-99	1-1-1	0-2-0	1-3-1	11-13
1999-00	0-1-1	0-3-0	0-4-1	12-20
2000-01	2-1-0	1-1-0	3-2-0	19-15
2001-02	1-0-1	0-3-0	1-3-1	12-15
2002-03	1-2-0	0-2-0	1-4-0	11-19
2003-04	0-1-2	1-1-1	1-2-3	14-18
2004-05	No Season			
2005-06	1-3-0	1-2-1	2-5-1	23-29
2006-07	4-0-0	4-0-0	8-0-0	40-21
TOTALS	51-41-22	22-83-9	73-124-31	693-842

07-08 schedule

11/7 @ PITTSBURGH, 7:30 p.m.

11/10 @ Philadelphia, 7 p.m.

12/11 @ Philadelphia, 7 p.m.

1/24 @ Philadelphia, 7 p.m.

2/10 @ PITTSBURGH, 1 p.m.

3/16 @ PITTSBURGH, 3 p.m.

4/2 @ PITTSBURGH, 7:30 p.m.

4/6 @ Philadelphia, 3 p.m.

PHOENIX COYOTES

Exec. VP/General Manager:

Din Maloney

Head Coach:

Wayne Gretzky

Associate Coach:

Ulf Samuelsson

Web site:

www.phoenixcoyotes.com



Coyotes vs. Pens

2006-07 Record: 31-46-5; Fifth place, Pacific Division, 29th overall

2006 Playoff Record: Did Not Qualify

2006-07 Top Scorer: Shane Doan (27-28-55)

All-time Phoenix scorer vs. Pittsburgh:

Dale Hawerchuk (27gp, 18-13-31)

All-time Pittsburgh scorer vs. Phoenix:

Mario Lemieux (26gp, 19-34-53)

Longest Phoenix win streak vs. Pittsburgh:

6, Jan.12, 2000-Mar. 4, 2003

Longest Pittsburgh win streak vs. Phoenix:

9, Oct. 10, 1979-Dec. 2, 1981

Longest Phoenix undefeated streak vs. Pittsburgh:

6, Jan. 12, 2000-Mar. 4, 2003 (6-0-0)

Longest Pittsburgh undefeated streak vs. Phoenix:

9, Oct. 10, 1979-Dec. 2, 1981 (9-0-0)

Last Phoenix win at home:

Dec. 17, 2002 (5-2) (0-1-1 since last win)

Last Pittsburgh win at home:

Dec. 11, 1999 (4-2) (0-2-0 since last win)

Last Phoenix win at Pittsburgh:

Mar. 4, 2003 (4-1) (0-0-0 since last win)

Last Pittsburgh win at Phoenix:

Jan. 27, 2007 (7-2) (0-0-0 since last win)

Most goals by Phoenix vs. Pittsburgh:

7, Jan. 21, 1985 (Phx, 7-6); Jan. 20, 1989 (Phx, 7-3)

Most goals by Pittsburgh vs. Phoenix:

9, Dec. 18, 1990 (Pit, 9-2); Mar. 5, 1996 (Pit, 9-4)

Most goals by both teams:

13, Jan. 21, 1985 (Phx, 7-6); Mar. 5, 1996 (Pit, 9-4)

Last Phoenix shutout vs. Pittsburgh:

Jan. 28, 1992 (4-0) – Bob Essensa

Last Pittsburgh shutout vs. Phoenix:

Feb. 16, 1996 (1-0) – Tom Barrasso

Last Phoenix hat-trick vs. Pittsburgh:

Jan. 21, 1985 – Dale Hawerchuk

Last Pittsburgh hat-trick vs. Phoenix:

Mar. 5, 1996 – Petr Nedved (4)

Last Pittsburgh trade with Phoenix:

Feb. 23, 2004 – Future considerations to Phoenix for Landon Wilson.

Overtime record vs. Pittsburgh:

3-2-3

year by year

YEAR	PIT.	ROAD	TOTAL	GF/GA
1979-80	2-0-0	2-0-0	4-0-0	14-8
1980-81	2-0-0	2-0-0	4-0-0	18-14
1981-82	2-0-0	0-1-0	2-1-0	7-9
1982-83	1-0-0	0-2-0	1-2-0	13-14
1983-84	0-2-0	1-0-0	1-2-0	13-12
1984-85	0-1-0	1-1-0	1-2-0	14-16
1985-86	2-0-0	0-1-0	2-1-0	16-8
1986-87	0-1-0	1-1-0	1-2-0	9-10
1987-88	0-2-0	1-0-0	1-2-0	9-12
1988-89	1-0-0	1-1-0	2-1-0	13-12
1989-90	2-0-0	0-0-1	2-0-1	13-7
1990-91	1-0-0	1-1-0	2-1-0	17-12
1991-92	1-1-0	1-0-0	2-1-0	6-7
1992-93	1-0-0	0-1-0	1-1-0	7-5
1993-94	1-0-0	1-0-0	2-0-0	10-6
1994-95	Did Not Play			
1995-96	1-0-0	1-0-0	2-0-0	10-4
1996-97	1-0-0	0-0-1	1-0-1	9-6
1997-98	0-1-0	0-0-1	0-1-1	3-4
1998-99	1-0-0	0-1-0	1-1-0	7-6
1999-00	1-0-0	0-1-0	1-1-0	5-5
2000-01	0-0-0	0-1-0	0-1-0	4-5
2001-02	0-1-0	0-1-0	0-2-0	3-8
2002-03	0-1-0	0-1-0	0-2-0	3-9
2003-04	0-0-0	1-0-0	1-0-0	4-3
2004-05	No Season			
2005-06	Did Not Play			
2006-07	0-0-0	1-0-0	1-0-0	7-2
TOTALS	20-10-0	15-14-3	35-24-3	234-204

07-08 schedule

12/3 @ PITTSBURGH, 7:30 p.m.



regular season

AT PITTSBURGH

Date Score W Goal
No games played



Date Score
1/27/07 PIT 7-2

AT PHOENIX

Date Score W Goal
1/27/07 PIT 7-2 Whitney

individual scoring

PITTSBURGH	GP	G	A	PTS	+/-	PIM	PP	PHOENIX	GP	G	A	PTS	+/-	PIM	PP
CROSBY	1	1	3	4	1	0	1	DOAN	1	1	0	1	-2	0	1
RECCHI	1	1	3	4	2	0	1	REINPRECHT	1	1	0	1	1	0	0
MALONE	1	1	1	2	1	2	0	BOYNTON	1	0	1	1	-1	2	0
PETROVICKY	1	1	1	2	2	2	0	JOVANOVSKI	1	0	1	1	0	5	0
RUUTU	1	1	1	2	1	2	0	NAGY	1	0	1	1	-2	0	0
WHITNEY	1	1	1	2	1	2	1	SAPRYKIN	1	0	1	1	E	0	0
GONCHAR	1	0	2	2	1	0	0	BALLARD	1	0	0	0	-2	0	0
TALBOT	1	1	0	1	1	0	0	GRATTON	1	0	0	0	E	27	0
MOORE	1	0	1	1	1	0	0	LARAQUE	1	0	0	0	E	2	0
ARMSTRONG	1	0	0	0	E	2	0	MICHALEK	1	0	0	0	E	0	0
CHRISTENSEN	1	0	0	0	E	0	0	MORRIS	1	0	0	0	-2	0	0
EATON	1	0	0	0	1	0	0	NOLAN	1	0	0	0	E	2	0
MALKIN	1	0	0	0	E	2	0	PERREAULT	1	0	0	0	-2	2	0
NASREDDINE	1	0	0	0	2	0	0	ROCHE	1	0	0	0	-1	0	0
ORPIK	1	0	0	0	1	7	0	ROENICK	1	0	0	0	-2	0	0
OUELLET	1	0	0	0	E	0	0	SCATCHARD	1	0	0	0	-1	2	0
SCUDERI	1	0	0	0	E	0	0	SJOSTROM	1	0	0	0	-1	0	0
STAAL	1	0	0	0	E	0	0	ZIGOMANIS	1	0	0	0	E	0	0

Power Play: 3-6 50.0% / Penalty Killing: 5-6 83.3%

Power Play: 1-6 16.7% / Penalty Killing: 3-6 50.0%

goaltending

PITTSBURGH	GP	Min	Rec	GA	SA	SV	GAA	SV%	PHOENIX	GP	Min	Rec	GA	SA	SV	GAA	SV%
THIBAULT	1	60	1-0-0	2	24	22	2.00	.917	TELLQVIST	1	60	0-1-0	7	32	25	7.00	.781

goals by period

	1ST	2ND	3RD	OT	TOTAL
PITTSBURGH	2	2	3	0	7
PHOENIX	1	1	0	0	2

shots by period

	1ST	2ND	3RD	OT	TOTAL
PITTSBURGH	9	10	13	0	32
PHOENIX	8	9	7	0	24

ST. LOUIS BLUES

Senior VP/General Manager:

Larry Pleau

Head Coach:

Andy Murray

Assistant Coaches:

Rick Wamsley, Brad Shaw & Ray Bennett

Web site:

www.stlouisblues.com



TM

Blues vs. Pens

2006-07 Record: 34-35-14; Third place, Central Division, 22nd overall

2007 Playoff Record: Did Not Qualify

2006-07 Top Scorer: Doug Weight (16-43-59)

All-time St. Louis scorer vs. Pittsburgh:

Bernie Federko (41gp, 20-36-56)

All-time Pittsburgh scorer vs. St. Louis:

Mario Lemieux (26gp, 25-33-58)

Longest St. Louis win streak vs. Pittsburgh:

5, Jan. 2, 1973-Dec. 28, 1973; Dec. 5, 1981-Oct. 4, 1983

Longest Pittsburgh win streak vs. St. Louis:

4, Feb. 3, 1972-Nov. 22, 1972; Jan. 26, 1988-Jan. 19, 2000

Longest St. Louis undefeated streak vs. Pittsburgh:

13, Oct. 28, 1982-Mar. 28, 1984 (12-0-1)

Longest Pittsburgh undefeated streak vs. St. Louis:

4, three times, last time – Jan. 26, 1998-Jan. 19, 2000 (4-0-0)

Last St. Louis win at home:

Dec. 13, 2005 (3-0) (0-0-0 since last win)

Last Pittsburgh win at home:

Feb. 22, 2003 (2-1 OT) (0-1-0 since last win)

Last St. Louis win at Pittsburgh:

Dec. 19, 2006 (4-1) (0-0-0 since last win)

Last Pittsburgh win at St. Louis:

Dec. 12, 1998 (4-3) (0-2-2 since last win)

Most goals by St. Louis vs. Pittsburgh:

9, Jan. 31, 1968 (5, 9-4); Oct. 18, 1989 (5, 9-3)

Most goals by Pittsburgh vs. St. Louis:

10, Nov. 22, 1972 (P, 10-4)

Most goals by both teams:

14, Nov. 22, 1972 (P, 10-4)

Last St. Louis shutout vs. Pittsburgh:

Dec. 13, 2005 (3-0) – Curtis Sanford

Last Pittsburgh shutout vs. St. Louis:

Dec. 19, 1996 (4-0) – Ken Wregget

Last St. Louis hat-trick vs. Pittsburgh:

Oct. 18, 1989 – Brett Hull

Last Pittsburgh hat-trick vs. St. Louis:

Dec. 19, 1996 – Mario Lemieux

Last Pittsburgh trade with St. Louis:

Dec. 9, 2005 – Eric Boguniecki to Pittsburgh for Steve Poapst

Overtime record vs. Pittsburgh: 2-1-6

year by year

YEAR	PIT.	ROAD	TOTAL	GF/GA
1967-68	2-3-0	2-3-0	4-6-0	25-33
1968-69	2-2-0	1-2-1	3-4-1	15-16
1969-70	1-1-2	0-4-0	1-5-2	11-28
1970-71	0-1-2	0-2-1	0-3-3	13-16
1971-72	1-2-0	2-1-0	3-3-0	17-13
1972-73	2-0-0	1-2-0	3-2-0	25-20
1973-74	1-1-1	1-2-0	2-3-1	19-19
1974-75	1-0-1	0-1-1	1-1-2	11-13
1975-76	1-1-0	1-1-0	2-2-0	17-14
1976-77	2-0-0	1-1-0	3-1-0	17-13
1977-78	1-0-1	1-1-0	2-1-1	13-11
1978-79	1-0-1	1-1-0	2-1-1	16-16
1979-80	1-1-0	0-1-1	1-2-1	12-14
1980-81	2-0-0	0-2-0	2-2-0	19-19
1981-82	1-0-0	0-2-0	1-2-0	9-10
1982-83	0-2-0	0-1-0	0-3-0	11-16
1983-84	0-0-1	0-2-0	0-2-1	7-11
1984-85	1-1-0	0-1-0	1-2-0	10-15
1985-86	0-1-0	2-0-0	2-1-0	16-11
1986-87	1-0-1	0-0-1	1-0-2	13-12
1987-88	0-1-0	0-2-0	0-3-0	10-22
1988-89	1-0-1	0-1-0	1-1-1	15-9
1989-90	0-1-0	0-2-0	0-3-0	10-16
1990-91	1-1-0	0-1-0	1-2-0	9-10
1991-92	1-0-0	0-1-0	1-1-0	5-7
1992-93	1-0-0	0-1-0	1-1-0	12-10
1993-94	0-0-1	0-0-1	0-0-2	6-6
1994-95	Did Not Play			
1995-96	1-0-0	0-1-0	1-1-0	10-7
1996-97	1-0-0	1-0-0	2-0-0	8-2
1997-98	1-0-0	0-1-0	1-1-0	5-6
1998-99	1-0-0	1-0-0	2-0-0	6-4
1999-00	1-0-0	0-0-0	1-0-0	3-1
2000-01	1-0-0	0-1-0	1-1-0	8-7
2001-02	0-1-0	0-1-0	0-2-0	2-6
2002-03	1-0-0	0-0-0	1-0-0	2-1
2003-04	0-0-0	0-1-0	0-1-0	2-3
2004-05	No Season			
2005-06	0-0-0	0-1-0	0-1-0	0-3
2006-07	0-1-0	0-0-0	0-1-0	1-4
TOTALS	32-21-12	15-44-6	47-65-18	410-444

07-08 schedule

No games scheduled



regular season

AT PITTSBURGH

Date Score
12/19/06 STL 4-1

W Goal
Hinote



AT ST. LOUIS
Date Score W Goal
No games played

individual scoring

PITTSBURGH	GP	G	A	PTS	+/-	PIM	PP	ST. LOUIS	GP	G	A	PTS	+/-	PIM	PP
MALKIN	1	1	0	1	E	0	1	HINOTE	1	1	1	2	2	0	0
CROSBY	1	0	1	1	-2	0	0	WEIGHT	1	1	1	2	2	0	0
EKMAN	1	0	1	1	-1	0	0	GUERIN	1	1	0	1	1	0	0
ARMSTRONG	1	0	0	0	-2	0	0	JOHNSON	1	1	0	1	2	2	0
CHRISTENSEN	1	0	0	0	-2	0	0	BACKES	1	0	1	1	1	0	0
GONCHAR	1	0	0	0	-2	0	0	BACKMAN	1	0	1	1	1	0	0
MALONE	1	0	0	0	-1	0	0	CAJANEK	1	0	1	1	1	0	0
MELICHAR	1	0	0	0	-1	0	0	DVORAK	1	0	1	1	1	0	0
NASREDDINE	1	0	0	0	-1	0	0	RIVERS	1	0	1	1	1	2	0
ORPIK	1	0	0	0	-1	2	0	RUCINSKY	1	0	1	1	1	0	0
OUELLET	1	0	0	0	-1	0	0	BREWER	1	0	0	0	1	0	0
RECCHI	1	0	0	0	-2	2	0	JACKMAN	1	0	0	0	2	0	0
RUUTU	1	0	0	0	E	2	0	MAYERS	1	0	0	0	E	4	0
SCUDERI	1	0	0	0	-1	0	0	MCCLEMENT	1	0	0	0	E	0	0
STAAL	1	0	0	0	E	0	0	KCKEE	1	0	0	0	3	0	0
TALBOT	1	0	0	0	-2	0	0	STEMPNIK	1	0	0	0	E	0	0
THORBURN	1	0	0	0	E	0	0	TKACHUK	1	0	0	0	E	4	0
WHITNEY	1	0	0	0	-1	0	0	WIDEMAN	1	0	0	0	E	0	0

Power Play: 1-8 12.5% / Penalty Killing: 3-3 100%

Power Play: 0-3 0.0% / Penalty Killing: 7-8 87.5%

goaltending

PITTSBURGH	GP	Min	Rec	GA	SA	SV	GAA	SV%	ST. LOUIS	GP	Min	Rec	GA	SA	SV	GAA	SV%
THIBAUT	1	34	0-0-0	1	14	13	1.77	.929	LEGACE	1	20	1-0-0	0	9	9	0.00	1.00
FLEURY	1	26	0-1-0	3	12	9	6.92	.750	BACASHIHUA	1	40	0-0-0	1	17	16	1.50	.941

goals by period

	1ST	2ND	3RD	OT	TOTAL
PITTSBURGH	0	0	1	0	1
ST. LOUIS	2	1	1	0	4

shots by period

	1ST	2ND	3RD	OT	TOTAL
PITTSBURGH	9	8	9	0	26
ST. LOUIS	7	9	10	0	26

SAN JOSE SHARKS

Executive VP/General Manager:

Doug Wilson

Head Coach:

Ron Wilson

Assistant Coaches:

Tim Hunter & Rob Zettler

Web site:

www.sjsharks.com



Sharks vs. Pens

2006-07 Record: 51-26-5; Second place, Pacific Division, 5th overall

2007 Playoff Record: Defeated Nashville, 4-1, WCQF; Lost to Detroit, 4-2, in WCSF.

2006-07 Top Scorer: Joe Thornton (22-92-114)

All-time San Jose scorer vs. Pittsburgh:

Owen Nolan (13gp, 6-9-15)

All-time Pittsburgh scorer vs. San Jose:

Mario Lemieux (14gp, 17-32-49)

Longest San Jose win streak vs. Pittsburgh:

4, Dec. 2, 1999-Jan. 30, 2002

Longest Pittsburgh win streak vs. San Jose:

5, Dec. 5, 1991-Mar. 23, 1993

Longest San Jose undefeated streak vs. Pittsburgh:

6, Jan. 15, 1999-Jan. 30, 2002 (5-0-1)

Longest Pittsburgh undefeated streak vs. San Jose:

8, Dec. 5, 1991-Nov. 10, 1995 (6-0-2)

Last San Jose win at home:

Nov. 4, 2006 (3-2) (0-0-0 since last win)

Last Pittsburgh win at home:

Nov. 23, 2002 (4-1) (0-0-0 since last win)

Last San Jose win at Pittsburgh:

Jan. 30, 2002 (6-3) (0-1-0 since last win)

Last Pittsburgh win at San Jose:

Oct. 22, 1997 (5-2) (0-6-1 since last win)

Most goals by San Jose vs. Pittsburgh:

10, Jan. 13, 1996 (SJ, 10-8)

Most goals by Pittsburgh vs. San Jose:

10, Dec. 17, 1991 (P, 10-2)

Most goals by both teams:

18, Jan. 13, 1996 (SJ, 10-8)

Last San Jose shutout vs. Pittsburgh:

Nov. 29, 2001 (5-0) – Evgeni Nabokov

Last Pittsburgh shutout vs. San Jose:

Dec. 13, 1996 (4-0) – Patrick Lalime

Last San Jose hat-trick vs. Pittsburgh:

Jan. 13, 1996 – Ray Sheppard

Last Pittsburgh hat-trick vs. San Jose:

Nov. 10, 1995 – Ron Francis

Last Pittsburgh trade with San Jose:

July 20, 2006 – Nils Ekman and Patrick Ehelechner to Pittsburgh for 2007 second-round pick

Overtime record vs. Pittsburgh:

0-0-3

year by year

YEAR	PIT.	ROAD	TOTAL	GF/GA
1991-92	1-0-0	2-0-0	3-0-0	25-5
1992-93	1-0-0	1-0-0	2-0-0	16-6
1993-94	0-0-1	0-0-1	0-0-2	5-5
1994-95	Did Not Play			
1995-96	0-1-0	1-0-0	1-1-0	17-11
1996-97	1-0-0	1-0-0	2-0-0	7-1
1997-98	0-1-0	1-0-0	1-1-0	7-5
1998-99	0-0-0	0-1-0	0-1-0	2-3
1999-00	0-1-0	0-0-1	0-1-1	3-6
2000-01	0-0-0	0-1-0	0-1-0	2-3
2001-02	0-1-0	0-1-0	0-2-0	3-11
2002-03	1-0-0	0-1-0	1-1-0	6-6
2003-04	0-0-0	0-1-0	0-1-0	2-4
2004-05	No Season			
2005-06	Did Not Play			
2006-07	0-0-0	0-1-0	0-1-0	2-3
TOTALS	4-4-1	6-6-2	10-10-3	97-69

07-08 schedule

2/24 @ PITTSBURGH, 3 p.m.



regular season

AT PITTSBURGH

Date Score W Goal
No games played



Date 11/4/06

Score SJ 3-2

AT SAN JOSE

W Goal
Grier

individual scoring

PITTSBURGH	GP	G	A	PTS	+/-	PIM	PP	SAN JOSE	GP	G	A	PTS	+/-	PIM	PP
OUELLET	1	1	1	2	2	2	0	THORNTON	1	0	3	3	2	0	0
LECLAIR	1	0	2	2	2	0	0	MCLAREN	1	1	1	2	1	0	0
MOORE	1	1	0	1	2	0	0	CARLE	1	1	0	1	1	0	1
MELICHAR	1	0	1	1	1	2	0	GRIER	1	1	0	1	2	4	0
ARMSTRONG	1	0	0	0	-2	0	0	MICHALEK	1	0	1	1	2	0	0
CROSBY	1	0	0	0	-2	2	0	RISSMILLER	1	0	1	1	E	0	0
EATON	1	0	0	0	E	0	0	BELL	1	0	0	0	-2	0	0
EKMAN	1	0	0	0	-1	0	0	BERNIER	1	0	0	0	-2	4	0
GONCHAR	1	0	0	0	E	0	0	CHEECHOO	1	0	0	0	E	15	0
MALKIN	1	0	0	0	-1	2	0	CLOWE	1	0	0	0	E	2	0
RECCHI	1	0	0	0	E	0	0	EHRHOFF	1	0	0	0	-2	2	0
RUUTU	1	0	0	0	E	4	0	GOC	1	0	0	0	E	0	0
SCUDERI	1	0	0	0	E	0	0	GORGES	1	0	0	0	-2	0	0
STAAL	1	0	0	0	E	2	0	HANNAN	1	0	0	0	1	0	0
TALBOT	1	0	0	0	E	0	0	MARLEAU	1	0	0	0	-2	0	0
THORBURN	1	0	0	0	E	0	0	NIEMINEN	1	0	0	0	E	0	0
WELCH	1	0	0	0	-2	0	0	SMITH	1	0	0	0	E	0	0
WHITNEY	1	0	0	0	1	0	0	VLASIC	1	0	0	0	1	0	0

Power Play: 0-6 0% / Penalty Killing: 2-3 66.7% Power Play: 1-3 33.3% / Penalty Killing: 6-6 100%

goaltending

PITTSBURGH	GP	Min	Rec	GA	SA	SV	GAA	SV%	SAN JOSE	GP	Min	Rec	GA	SA	SV	GAA	SV%
FLEURY	1	59	10-	3	34	31	3.06	.912	TOSKALA	1	60	1-0-0	2	27	25	2.00	.926

goals by period

	1ST	2ND	3RD	OT	TOTAL
PITTSBURGH	0	1	1	0	2
SAN JOSE	0	2	1	0	3

shots by period

	1ST	2ND	3RD	OT	TOTAL
PITTSBURGH	8	9	10	0	27
SAN JOSE	8	17	9	0	34

TAMPA BAY LIGHTNING

General Manager:

Jay Feaster

Head Coach:

John Tortorella

Assistant Coach:

Mike Sullivan

Web site:

www.tampabaylightning.com



Lightning vs. Pens

2006-07 Record: 44-33-5; Second place, Southeast Division, 16th overall

2007 Playoff Record: Lost to New Jersey, 4-2, in ECQF

2006-07 Top Scorer: Vincent Lecavalier (51-56-108)

All-time Tampa Bay scorer vs. Pittsburgh:

Vincent Lecavalier (32gp, 21-10-31)

All-time Pittsburgh scorer vs. Tampa Bay:

Jaromir Jagr (33gp, 20-19-39) & Mario Lemieux (18gp, 11-28-39)

Longest Tampa Bay win streak vs. Pittsburgh:

12, Nov. 8, 2003-Feb. 25, 2007 (Current)

Longest Pittsburgh win streak vs. Tampa Bay:

5, Dec. 11, 1993-Feb. 4, 1995

Longest Tampa Bay undefeated streak vs. Pittsburgh:

12, Nov. 8, 2003-Feb. 25, 2007 (12-0-0) (Current)

Longest Pittsburgh undefeated streak vs. Tampa Bay:

5, Dec. 11, 1993-Feb. 4, 1995 (5-0-0)

Last Tampa Bay win at home:

Feb. 25, 2007 (5-1) (0-0-0 since last win)

Last Pittsburgh win at home:

Nov. 2, 2002 (5-3) (0-3-3 since last win)

Last Tampa Bay win at Pittsburgh:

Jan. 7, 2007 (3-2 SO) (0-0-0 since last win)

Last Pittsburgh win at Tampa Bay:

Jan. 17, 2003 (3-2) (0-6-0 since last win)

Most goals by Tampa Bay vs. Pittsburgh:

9, Nov. 8, 2003 (TB, 9-0)

Most goals by Pittsburgh vs. Tampa Bay:

10, Nov. 1, 1995 (P, 10-0)

Most goals by both teams:

11, Dec. 21, 1993 (P, 8-3); Nov. 6, 1999 (TB, 7-4)

Last Tampa Bay shutout vs. Pittsburgh:

Apr. 8, 2006 (1-0) – Sean Burke

Last Pittsburgh shutout vs. Tampa Bay:

Mar. 17, 1999 (2-0) – Jean-Sebastien Aubin

Last Tampa Bay hat-trick vs. Pittsburgh:

Nov. 8, 2003 – Vincent Lecavalier

Last Pittsburgh hat-trick vs. Tampa Bay:

Nov. 8, 2006 – Nils Ekman

Last Pittsburgh trade with Tampa Bay:

May 12, 2003 – Marc Bergevin to Pittsburgh for a ninth round pick in the 2003 Entry Draft

Overtime record vs. Pittsburgh: 5-2-5

year by year

YEAR	PIT.	ROAD	TOTAL	GF/GA
1992-93	0-0-1	1-0-0	1-0-1	8-7
1993-94	2-0-0	1-1-0	3-1-0	18-10
1994-95	1-1-0	1-0-0	2-1-0	13-10
1995-96	2-0-0	1-1-0	3-1-0	18-9
1996-97	1-1-0	0-1-1	1-2-1	18-16
1997-98	1-0-1	2-0-0	3-0-1	14-4
1998-99	2-0-0	2-1-0	4-1-0	15-10
1999-00	1-1-0	0-2-0	1-3-0	10-14
2000-01	2-0-0	0-1-1	2-1-1	9-10
2001-02	2-0-0	0-2-0	2-2-0	11-9
2002-03	1-0-1	1-1-0	2-1-1	12-12
2003-04	0-2-0	0-2-0	0-4-0	4-23
2004-05	No Season			
2005-06	0-1-1	0-2-0	0-3-1	6-12
2006-07	0-0-2	0-2-0	0-2-2	8-14
TOTALS	15-6-6	9-16-2	24-22-8	164-160

07-08 schedule

1/10 @ Tampa Bay, 7:30 p.m.

1/18 @ PITTSBURGH, 7:30 p.m.

3/4 @ Tampa Bay, 7:30 p.m.

3/20 @ PITTSBURGH, 7:30 p.m.

Tampa Bay

regular season

AT PITTSBURGH

Date Score

1/7/07 **TB 3-2

11/8/06 *TB 4-3

*Overtime **Shootout

W Goal

St. Louis

Lecavalier



Date

2/25/07

1/9/07

AT TAMPA BAY

Score

TB 5-1

TB 3-2

W Goal

Ranger

Karlsson

individual scoring

PITTSBURGH	GP	G	A	PTS	+/-	PIM	PP	TAMPA BAY	GP	G	A	PTS	+/-	PIM	PP
CROSBY	4	2	4	6	-2	2	0	ST. LOUIS	4	2	6	8	E	2	2
EKMAN	1	3	0	3	E	0	1	RICHARDS	4	2	4	6	2	2	1
GONCHAR	4	1	2	3	-3	2	1	LECAVALIER	4	3	2	5	E	0	0
ARMSTRONG	4	1	1	2	E	2	0	CRAIG	4	1	2	3	1	0	1
RECCHI	4	1	1	2	-2	2	1	PERRIN	4	1	2	3	4	0	0
MALKIN	4	0	2	2	-2	2	0	KUBA	4	1	1	2	E	2	0
ORPIK	4	0	1	1	E	0	0	RANGER	4	1	1	2	4	6	0
WHITNEY	4	0	1	1	E	2	0	KARLSSON	2	1	1	2	3	0	0
MELICHAR	4	0	0	0	-3	2	0	BOYLE	4	0	2	2	5	2	0
MOORE	4	0	0	0	-2	4	0	FEDOTENKO	4	0	2	2	2	2	0
OUELLET	4	0	0	0	E	0	0	TARNASKY	3	1	0	1	E	10	0
RUUTU	4	0	0	0	E	0	0	AFANASENKOV	1	1	0	1	1	0	0
SCUDERI	4	0	0	0	-2	2	0	ALEXEEV	4	0	1	1	E	0	0
STAAL	4	0	0	0	1	0	0	PROSPAL	4	0	1	1	-1	0	0
TALBOT	4	0	0	0	-3	10	0	JANIK	4	0	0	0	-1	4	0
CHRISTENSEN	3	0	0	0	-2	0	0	PRATT	4	0	0	0	1	6	0
MALONE	3	0	0	0	E	5	0	SARICH	4	0	0	0	E	9	0
PETROVICKY	3	0	0	0	-1	4	0	RICHARDSON	3	0	0	0	1	0	0
NASREDDINE	2	0	0	0	-1	0	0	TAYLOR	3	0	0	0	E	2	0
EATON	1	0	0	0	-1	0	0	ROY	2	0	0	0	1	2	0
LECLAIR	1	0	0	0	E	2	0	JONES	1	0	0	0	E	0	0
THORBURN	1	0	0	0	E	2	0	WANVIG	1	0	0	0	E	0	0
WELCH	1	0	0	0	E	0	0								

Power Play: 3-16 18.8% / Penalty Killing: 11-15 73.3%

Power Play: 4-15 26.7% / Penalty Killing: 13-16 81.2%

goaltending

PITTSBURGH	GP	Min	Rec	GA	SA	SV	GAA	SV%	TAMPA BAY	GP	Min	Rec	GA	SA	SV	GAA	SV%
FLEURY	4	222	0-1-2	11	93	82	2.98	.882	HOLMQVIST	4	248	4-0-0	8	91	83	1.94	.912
THIBAUT	1	25	0-1-0	3	15	12	7.21	.800									

goals by period

	1ST	2ND	3RD	OT	TOTAL
PITTSBURGH	1	5	2	0	8
TAMPA BAY	4	4	5	1	14

shots by period

	1ST	2ND	3RD	OT	TOTAL
PITTSBURGH	22	34	35	0	91
TAMPA BAY	41	35	25	7	108

TORONTO MAPLE LEAFS

VP/General Manager:

John Ferguson

Head Coach:

Paul Maurice

Assistant Coaches:

Keith Acton, Dallas Eakins & Randy Ladouceur

Website:

www.mapleleafs.com



Leafs vs. Pens

2006-07 Record: 40-31-11; Third place, Northeast

Division, 18th overall

2007 Playoff Record: Did Not Qualify

2006-07 Top Scorer: Mats Sundin (27-49-76)

All-time Toronto scorer vs. Pittsburgh:

Darryl Sittler (53gp, 29-37-66)

All-time Pittsburgh scorer vs. Toronto:

Mario Lemieux (33gp, 31-40-71)

Longest Toronto win streak vs. Pittsburgh:

5, Dec. 10, 2002-Feb. 16, 2004

Longest Pittsburgh win streak vs. Toronto:

6, Dec. 30, 1974-Feb. 19, 1976

Longest Toronto undefeated streak vs. Pittsburgh:

8, Jan. 13, 1968-Mar. 1, 1969 (4-0-4)

Longest Pittsburgh undefeated streak vs. Toronto:

6, Dec. 30, 1974-Feb. 19, 1976 (6-0-0)

Last Toronto win at home:

March 31, 2007 (5-4 OT) (0-0-0 since last win)

Last Pittsburgh win at home:

1/20/07 (8-2) (0-0-0 since last win)

Last Toronto win at Pittsburgh:

Mar. 19, 2006 (1-0) (0-2-0 since last win)

Last Pittsburgh win at Toronto:

Feb. 10, 2007 (6-5 OT) (0-0-1 since last win)

Most goals by Toronto vs. Pittsburgh:

9, Jan. 7, 1980 (T, 9-5)

Most goals by Pittsburgh vs. Toronto:

12, Dec. 26, 1991 (P, 12-1)

Most goals by both teams:

15, Feb. 21, 1991 (P, 11-4)

Last Toronto shutout vs. Pittsburgh:

Mar. 19, 2006 (1-0) – Mikael Tellqvist

Last Pittsburgh shutout vs. Toronto:

Dec. 4, 2001 (1-0) – Johan Hedberg

Last Toronto hat-trick vs. Pittsburgh:

Mar. 5, 1980 – Darryl Sittler

Last Pittsburgh hat-trick vs. Toronto:

Feb. 10, 2007 – Jordan Staal

Last Pittsburgh trade with Toronto:

Feb. 11, 2004 – Drake Berehowsky to Toronto for Ric Jackman

Overtime record vs. Pittsburgh: 5-2-3

year by year

YEAR	PIT.	ROAD	TOTAL	GF/GA
1967-68	1-0-1	1-1-0	2-1-1	9-14
1968-69	0-2-1	0-1-2	0-3-3	11-19
1969-70	1-0-2	1-2-0	2-2-2	14-19
1970-71	2-1-0	0-2-1	2-3-1	18-18
1971-72	1-2-0	1-2-0	2-4-0	13-14
1972-73	2-1-0	0-1-1	2-2-1	18-17
1973-74	0-2-0	1-1-1	1-3-1	13-20
1974-75	2-0-0	2-1-0	4-1-0	31-21
1975-76	3-0-0	1-1-0	4-1-0	32-18
1976-77	1-1-0	1-0-2	2-1-2	19-16
1977-78	1-2-0	2-0-0	3-2-0	17-22
1978-79	1-1-0	0-2-0	1-3-0	10-19
1979-80	1-1-0	1-1-0	2-2-0	18-20
1980-81	1-1-0	0-1-1	1-2-1	15-16
1981-82	0-1-1	0-0-1	0-1-2	10-12
1982-83	1-0-0	0-2-0	1-2-0	8-15
1983-84	1-1-0	0-0-1	1-1-1	8-7
1984-85	0-1-0	2-0-0	2-1-0	12-9
1985-86	2-0-0	1-0-0	3-0-0	18-9
1986-87	1-0-0	0-2-0	1-2-0	12-13
1987-88	1-1-0	1-0-0	2-1-0	9-9
1988-89	1-0-0	1-1-0	2-1-0	16-10
1989-90	1-1-0	0-1-0	1-2-0	17-21
1990-91	1-0-0	1-1-0	2-1-0	20-15
1991-92	2-0-0	0-1-0	2-1-0	22-8
1992-93	0-0-1	0-1-0	0-1-1	5-7
1993-94	0-1-0	0-0-1	0-1-1	6-8
1994-95		Did Not Play		
1995-96	1-0-0	0-1-0	1-1-0	9-7
1996-97	1-0-0	1-0-0	2-0-0	12-8
1997-98	1-0-0	1-0-0	2-0-0	8-1
1998-99	1-1-0	1-1-0	2-2-0	13-13
1999-00	2-0-0	1-1-0	3-1-0	14-8
2000-01	1-1-0	0-1-0	1-2-0	10-12
2001-02	1-1-0	1-1-0	2-2-0	6-10
2002-03	0-2-0	1-1-0	1-3-0	9-18
2003-04	0-2-0	1-1-0	1-3-0	9-19
2004-05		No Season		
2005-06	0-1-1	0-1-1	0-2-2	7-12
2006-07	2-0-0	1-0-1	3-0-1	22-13
TOTALS	38-28-7	25-33-13	63-61-20	520-517

07-08 schedule

10/13 @ Toronto, 7 p.m.

10/25 @ PITTSBURGH, 7:30 p.m.

12/1 @ Toronto, 7 p.m.

1/3 @ PITTSBURGH, 7:30 p.m.

TORONTO MAPLE LEAFS®

regular season

AT PITTSBURGH

Date Score
1/20/07 PIT 8-2
12/29/06 PIT 4-1

W Goal
Recchi
Gonchar



Date Score
3/31/07 *TOR 5-4
2/10/07 *PIT 6-5
*Overtime

AT TORONTO

W Goal
Kaberle
Staal

individual scoring

PITTSBURGH	GP	G	A	PTS	+/-	PIM	PP	TORONTO	GP	G	A	PTS	+/-	PIM	PP
MALKIN	4	2	11	13	3	10	2	SUNDIN	4	2	3	5	-1	4	0
GONCHAR	4	1	8	9	-1	2	1	KABERLE	4	2	2	4	1	2	0
CROSBY	4	2	6	8	E	2	1	MCCABE	4	2	1	3	-2	27	1
RECCHI	4	3	3	6	2	0	3	BATTAGLIA	4	1	2	3	-3	2	0
WHITNEY	4	1	5	6	2	2	0	ANTROPOV	3	1	2	3	E	8	0
STAAL	4	5	0	5	1	0	0	PONIKAROVSKY	3	1	2	3	-1	0	0
QUELLET	4	1	4	5	E	6	1	WELLWOOD	1	0	3	3	3	0	0
MALONE	4	2	0	2	E	4	0	DEVEREAUX	4	1	1	2	-2	4	0
TALBOT	4	2	0	2	1	7	0	KILGER	4	1	1	2	1	6	0
CHRISTENSEN	4	1	0	1	E	0	1	O'NEILL	3	1	1	2	1	12	1
RUUTU	4	1	0	1	E	9	0	KUBINA	4	0	2	2	2	2	0
ROBERTS	1	1	0	1	E	0	1	TUCKER	1	0	2	2	3	0	0
NASREDDINE	4	0	1	1	1	2	0	BELL	1	1	0	1	-1	0	1
ARMSTRONG	4	0	0	0	E	4	0	STAJAN	4	0	1	1	E	6	0
MELICHR	3	0	0	0	-2	2	0	STEEN	4	0	1	1	1	2	0
MOORE	3	0	0	0	E	0	0	GOLLAICOVO	4	0	0	0	1	2	0
ORPIK	3	0	0	0	2	18	0	GILL	4	0	0	0	-3	17	0
SCUDERI	3	0	0	0	1	2	0	BELAK	3	0	0	0	E	15	0
EATON	2	0	0	0	-4	2	0	POHL	3	0	0	0	-2	2	0
EKMAN	1	0	0	0	E	0	0	WHITE	3	0	0	0	E	2	0
LARAQUE	1	0	0	0	-1	0	0	GREEN	2	0	0	0	E	7	0
PETROVICKY	1	0	0	0	E	5	0	NEWBURY	2	0	0	0	E	7	0
THORBURN	1	0	0	0	E	10	0	ONDRUS	1	0	0	0	E	5	0
WELCH	1	0	0	0	1	2	0	PERREAULT	1	0	0	0	-1	0	0
								SUGLOBOV	1	0	0	0	-1	0	0

Power Play: 10-29 34.5% / Penalty Killing: 19-22 86.4% Power Play: 3-22 13.6% / Penalty Killing: 19-29 65.5%

goaltending

PITTSBURGH	GP	Min	Rec	GA	SA	SV	GAA	SV%	TORONTO	GP	Min	Rec	GA	SA	SV	GAA	SV%
FLEURY	4	215	3-0-1	9	104	95	2.51	.913	RAYCROFT	3	168	1-1-1	15	85	70	5.37	.824
THIBAULT	1	32	0-0-0	4	20	16	7.54	.800	AUBIN	2	80	0-1-0	7	39	32	5.25	.821

goals by period

	1ST	2ND	3RD	OT	TOTAL
PITTSBURGH	6	5	10	1	22
TORONTO	3	6	3	1	13

shots by period

	1ST	2ND	3RD	OT	TOTAL
PITTSBURGH	36	36	47	5	124
TORONTO	32	51	35	6	124

VANCOUVER CANUCKS



Senior VP/General Manager:
David Nonis

Head Coach:
Alain Vigneault

Assistant Coaches:
Rick Bowness, Barry Smith & Mike Kelly

Web site:
www.canucks.com

Canucks vs. Pens

2006-07 Record: 49-26-7; First place, Northwest Division, 8th overall

2007 Playoff Record: Defeated Dallas, 4-3, WCQF;

2005-06 Top Scorer: Daniel Sedin (36-48-84)

All-time Vancouver scorer vs. Pittsburgh:
Don Lever (33gp, 17-17-34)

All-time Pittsburgh scorer vs. Vancouver:
Mario Lemieux (28gp, 26-35-61)

Longest Vancouver win streak vs. Pittsburgh:
5, Nov. 21, 2001-Jan. 16, 2006 (Current)

Longest Pittsburgh win streak vs. Vancouver:
9, Mar. 5, 1991-Feb. 27, 1996

Longest Vancouver undefeated streak vs. Pittsburgh:

5, Nov. 21, 2001-Jan. 16, 2006 (5-0-0) (Current)

Longest Pittsburgh undefeated streak vs. Vancouver:

9, Mar. 5, 1991-Feb. 27, 1996 (9-0-0)

Last Vancouver win at home:

Dec. 9, 2003 (4-3 OT) (0-0-0 since last win)

Last Pittsburgh win at home:

Feb. 14, 2000 (3-0) (0-3-0 since last win)

Last Vancouver win at Pittsburgh:

Jan. 16, 2006 (4-2) (0-0-0 since last win)

Last Pittsburgh win at Vancouver:

Nov. 3, 2000 (4-2) (0-1-1 since last win)

Most goals by Vancouver vs. Pittsburgh:

10, Dec. 19, 1980 (V, 10-4)

Most goals by Pittsburgh vs. Vancouver:

9, Oct. 6, 1976 (P, 9-5); Mar. 13, 1979 (P, 9-3); Feb. 15, 1986 (P, 9-4)

Most goals by both teams:

14, four times, last time – Feb. 29, 1984 (V, 9-5)

Last Vancouver shutout vs. Pittsburgh:

Feb. 17, 1988 (5-0) – Kirk McLean

Last Pittsburgh shutout vs. Vancouver:

Feb. 14, 2000 (3-0) – Jean-Sebastien Aubin

Last Vancouver hat-trick vs. Pittsburgh:

Dec. 9, 2003 – Markus Naslund (4 Goals)

Last Pittsburgh hat-trick vs. Vancouver:

Jan. 23, 1987 – Mario Lemieux

Last Pittsburgh trade with Vancouver:

March 9, 2004 – Marc Bergevin to Vancouver for a seventh round choice in 2004 draft

Overtime record vs. Pittsburgh: 1-3-4

year by year

YEAR	PIT.	ROAD	TOTAL	GF/GA
1970-71	3-0-0	1-1-1	4-1-1	24-15
1971-72	2-1-0	2-1-0	4-2-0	21-20
1972-73	2-1-0	1-1-0	3-2-0	18-14
1973-74	2-0-0	2-1-0	4-1-0	27-16
1974-75	2-0-0	1-1-0	3-1-0	18-15
1975-76	1-0-1	1-1-0	2-1-1	16-15
1976-77	1-0-1	1-1-0	2-1-1	16-10
1977-78	1-1-0	0-1-1	1-2-1	16-16
1978-79	1-1-0	2-0-0	3-1-0	24-16
1979-80	1-0-1	1-1-0	2-1-1	13-12
1980-81	0-1-1	0-2-0	0-3-1	13-23
1981-82	1-0-0	1-0-1	2-0-1	13-10
1982-83	1-1-0	0-1-0	1-2-0	10-17
1983-84	0-1-0	1-1-0	1-2-0	12-14
1984-85	2-0-0	0-1-0	2-1-0	17-14
1985-86	1-0-0	1-1-0	2-1-0	18-11
1986-87	0-0-2	1-0-0	1-0-2	11-5
1987-88	1-0-0	0-2-0	1-2-0	10-14
1988-89	1-1-0	1-0-0	2-1-0	14-12
1989-90	1-0-0	0-2-0	1-2-0	10-13
1990-91	1-0-1	0-1-0	1-1-1	9-7
1991-92	1-0-0	1-0-0	2-0-0	11-6
1992-93	1-0-0	1-0-0	2-0-0	10-3
1993-94	1-0-0	1-0-0	2-0-0	8-5
1994-95		Did Not Play		
1995-96	1-0-0	1-0-0	2-0-0	15-9
1996-97	1-0-0	0-1-0	1-1-0	7-6
1997-98	1-0-0	1-0-0	2-0-0	10-8
1998-99	1-0-0	0-0-1	1-0-1	8-7
1999-00	1-0-0	0-0-0	1-0-0	3-0
2000-01	0-0-0	1-0-0	1-0-0	4-2
2001-02	0-1-0	0-1-0	0-2-0	3-9
2002-03	0-1-0	0-0-0	0-1-0	2-3
2003-04	0-0-0	0-1-0	0-1-0	3-4
2004-05		No Season		
2005-06	0-1-0	0-0-0	0-1-0	2-4
2006-07		Did Not Play		
TOTALS	33-11-7	23-23-4	56-34-11	416-355

07-08 schedule

12/8 @ Vancouver, 10 p.m.



DID NOT PLAY IN 2006-07

AT PITTSBURGH

Date Score W Goal
1/16/06 VAN 4-2 Bertuzzi



AT VANCOUVER

Date Score W Goal
No games played

2005-06 individual scoring

PITTSBURGH	GP	G	A	PTS	+/-	PIM	PP	VANCOUVER	GP	G	A	PTS	+/-	PIM	PP
CROSBY	1	1	0	1	E	4	1	MORRISON	1	1	1	2	1	0	0
RECCHI	1	1	0	1	1	0	0	BAUMGARTNER	1	0	2	2	1	0	0
ARMSTRONG	1	0	1	1	1	5	0	BERTUZZI	1	1	0	1	1	2	1
GONCHAR	1	0	1	1	E	2	0	MCCARTHY	1	1	0	1	1	2	0
LECLAIR	1	0	1	1	E	4	0	H. SEDIN	1	1	0	1	1	2	1
MELICHAR	1	0	1	1	-1	0	0	ALLEN	1	0	1	1	1	0	0
ENDICOTT	1	0	0	0	E	0	0	CARTER	1	0	1	1	1	2	0
JACKMAN	1	0	0	0	E	2	0	NASLUND	1	0	1	1	1	0	0
KOLTSOV	1	0	0	0	-1	0	0	OHLUND	1	0	1	1	-1	0	0
MALONE	1	0	0	0	-1	0	0	SALO	1	0	1	1	1	20	0
MURLEY	1	0	0	0	E	0	0	BIEKSA	1	0	0	0	-1	4	0
OUELLET	1	0	0	0	-1	0	0	BROOKBANK	1	0	0	0	E	0	0
PALFFY	1	0	0	0	-1	0	0	BURROWS	1	0	0	0	E	7	0
SCUDERI	1	0	0	0	E	2	0	COOKE	1	0	0	0	-1	0	0
SUROVY	1	0	0	0	-1	0	0	KESLER	1	0	0	0	-1	0	0
TALBOT	1	0	0	0	E	0	0	LINDEN	1	0	0	0	-1	0	0
TARNSTROM	1	0	0	0	E	2	0	RUUTU	1	0	0	0	E	2	0
WHITNEY	1	0	0	0	-1	0	0	D. SEDIN	1	0	0	0	1	0	0

Power Play: 1-8 12.5% / Penalty Killing: 4-6 66.7%
Power Play: 2-6 33.3% / Penalty Killing: 7-8 87.5%

goaltending

PITTSBURGH	GP	Min	Rec	GA	SA	SV	GAA	SV%	VANCOUVER	GP	Min	Rec	GA	SA	SV	GAA	SV%
FLEURY	1	59	0-1-0	4	25	21	4.06	.840	AULD	1	60	1-0-0	2	25	23	2.01	.920

goals by period

	1ST	2ND	3RD	OT	TOTAL
PITTSBURGH	1	1	0	0	2
VANCOUVER	1	2	1	0	4

shots by period

	1ST	2ND	3RD	OT	TOTAL
PITTSBURGH	6	9	10	0	25
VANCOUVER	11	8	6	0	25

WASHINGTON CAPITALS

VP/General Manager:

George McPhee

Head Coach:

Glen Hanlon

Assistant Coaches:

Jay Leach & Dean Evason

Website:

www.washingtoncaps.com



regular season

AT PITTSBURGH

Date 2/18/07
2/3/07
Score PIT 3-2
PIT 2-0

W Goal Talbot
Petrovicky



Date 3/27/07
12/11/06
**Shootout

AT WASHINGTON

Score PIT 4-3
**PIT 5-4
W Goal Whitney
Malkin

individual scoring

PITTSBURGH	GP	G	A	PTS	+/-	PIM	PP	WASHINGTON	GP	G	A	PTS	+/-	PIM	PP
MALKIN	4	2	4	6	-1	4	0	CLARK	4	2	3	5	1	2	0
CROSBY	4	2	3	5	1	2	1	OVECHKIN	4	0	3	3	1	0	0
CHRISTENSEN	4	1	2	3	E	2	0	GORDON	4	1	1	2	2	0	0
QUELLET	4	1	2	3	1	0	1	PETTINGER	4	1	1	2	1	0	0
GONCHAR	4	0	3	3	1	2	0	SEMIN	4	1	1	2	-1	4	0
TALBOT	4	2	0	2	1	0	0	BEECH	2	1	1	2	E	4	1
WHITNEY	4	2	0	2	1	0	1	ZUBRUS	3	0	2	2	-1	0	0
MALONE	4	0	2	2	2	0	0	LAICH	4	1	0	1	-2	5	0
RECCHI	4	1	0	1	-1	0	1	JURCINA	3	1	0	1	E	2	0
STAAL	4	1	0	1	1	6	0	ZEDNIK	2	1	0	1	E	0	0
PETROVICKY	2	1	0	1	1	0	0	BRASHEAR	4	0	1	1	-2	7	0
ORPIK	4	0	1	1	-4	17	0	GREEN	3	0	1	1	-3	0	0
RUUTU	4	0	1	1	1	21	0	SCHULTZ	3	0	1	1	2	4	0
ARMSTRONG	3	0	1	1	-5	2	0	ERSKINE	2	0	1	1	-2	2	0
MOORE	3	0	1	1	1	2	0	FEHR	2	0	1	1	-1	0	0
THORBURN	2	0	1	1	1	0	0	MORRISONN	4	0	0	0	1	0	0
LARAQUE	1	0	1	1	1	5	0	POTHIER	3	0	0	0	3	0	0
EATON	3	0	0	0	E	6	0	SUTHERBY	3	0	0	0	E	0	0
MELICHAR	3	0	0	0	2	0	0	BRADLEY	2	0	0	0	E	2	0
SCUDERI	3	0	0	0	E	0	0	CLYMER	2	0	0	0	-1	0	0
NASREDDINE	2	0	0	0	4	2	0	EMINGER	2	0	0	0	E	0	0
DUPONT	1	0	0	0	-2	0	0	HEWARD	2	0	0	0	-2	2	0
ROBERTS	1	0	0	0	-1	0	0	KLEPIS	2	0	0	0	E	0	0
								MUIR	2	0	0	0	-1	21	0
								FLEISCHMANN	1	0	0	0	E	0	0
								NOVOTNY	1	0	0	0	E	0	0

Power Play: 4-13 30.8% / Penalty Killing: 15-16 93.8%

Power Play: 1-16 6.2% / Penalty Killing: 9-13 69.2%

Caps vs. Pens

2006-07 Record: 28-40-14; Fifth place, Southeast Division, 27th overall

2007 Playoff Record: Did Not Qualify

2006-07 Top Scorer: Alexander Ovechkin (46-46-92)

All-time Washington scorer vs. Pittsburgh:

Mike Gartner (60gp, 39-36-75)

All-time Pittsburgh scorer vs. Washington:

Mario Lemieux (61gp, 51-50-101)

Longest Washington win streak vs. Pittsburgh:

9, Dec. 2, 1984-Nov. 20, 1985

Longest Pittsburgh win streak vs. Washington:

7, Feb. 2, 1988-Nov. 30, 1988

Longest Washington undefeated streak vs. Pittsburgh:

16, Oct. 25, 1983-Nov. 20, 1985 (15-0-1)

Longest Pittsburgh undefeated streak vs. Washington:

7, Feb. 2, 1988-Nov. 20, 1985 (7-0-0)

Last Washington win at home:

March 8, 2006 (6-3) (0-1-1 since last win)

Last Pittsburgh win at home:

Feb. 18, 2007 (3-2) (0-0-0 since last win)

Last Washington win at Pittsburgh:

Dec. 3, 2002 (4-1) (0-6-0 since last win)

Last Pittsburgh win at Washington:

March 27, 2007 (4-3) (0-0-0 since last win)

Most goals by Washington vs. Pittsburgh:

9, Mar. 1, 1984 (W, 9-1); Dec. 2, 1984 (W, 9-1)

Most goals by Pittsburgh vs. Washington:

12, Mar. 15, 1975 (P, 12-1)

Most goals by both teams:

15, Oct. 11, 1988 (P, 8-7)

Last Washington shutout vs. Pittsburgh:

Oct. 29, 1991 (8-0) - Don Beaupre

Last Pittsburgh shutout vs. Washington:

Feb. 3, 2007 (2-0) - Marc-Andre Fleury

Last Washington hat-trick vs. Pittsburgh:

Nov. 1, 1996 - Joe Juneau

Last Pittsburgh hat-trick vs. Washington:

Jan. 8, 2001 - Martin Straka

Last Pittsburgh trade with Washington:

July 11, 2001 - Kris Beech, Ross Lupaschuk and Michal Sivek to Pittsburgh for Jaromir Jagr and Frantisek Kucera

Overtime record vs. Pittsburgh: 3-7-9

year by year

YEAR	PIT.	ROAD	TOTAL	GF/GA
1974-75	3-0-0	2-1-0	5-1-0	36-13
1975-76	2-1-0	2-0-1	4-1-1	36-23
1976-77	1-2-0	0-2-1	1-4-1	16-22
1977-78	0-2-1	1-2-0	1-4-1	15-20
1978-79	2-1-1	2-2-0	4-3-1	32-28
1979-80	2-0-0	1-1-0	3-1-0	16-10
1980-81	0-1-1	2-0-0	2-1-1	18-14
1981-82	2-1-1	3-1-0	5-2-1	40-33
1982-83	1-2-0	0-3-1	1-5-1	23-36
1983-84	0-4-0	1-2-0	1-6-0	12-28
1984-85	0-2-1	0-4-0	0-6-1	20-44
1985-86	1-3-0	0-3-0	1-6-0	22-27
1986-87	3-0-0	1-3-0	4-3-0	30-26
1987-88	3-0-1	2-1-0	5-1-1	32-23
1988-89	2-1-0	2-2-0	4-3-0	31-35
1989-90	3-1-0	2-1-0	5-2-0	34-28
1990-91	2-1-0	2-1-1	4-2-1	29-26
1991-92	1-2-0	1-3-0	2-5-0	21-35
1992-93	3-0-0	2-1-1	5-1-1	32-22
1993-94	1-1-0	0-1-1	1-2-1	14-18
1994-95	1-1-0	1-1-0	2-2-0	10-11
1995-96	2-0-0	1-1-0	3-1-0	12-8
1996-97	2-0-0	1-1-0	3-1-0	14-11
1997-98	0-1-1	1-0-1	1-1-2	9-9
1998-99	2-0-0	0-2-0	2-2-0	17-12
1999-00	2-0-0	1-1-0	3-1-0	12-8
2000-01	1-1-0	1-1-0	2-2-0	14-13
2001-02	2-0-0	0-0-2	2-0-2	16-11
2002-03	1-1-0	0-2-0	1-3-0	8-13
2003-04	2-0-0	0-2-0	2-2-0	13-12
2004-05	No Season			
2005-06	2-0-0	1-1-0	3-1-0	22-14
2006-07	2-0-0	2-0-0	4-0-0	13-9
TOTALS	51-29-7	35-46-9	86-75-16	669-642

07-08 schedule

10/20 @ Washington, 7 p.m.

12/27 @ PITTSBURGH, 7:30 p.m.

1/21 @ PITTSBURGH, 7 p.m.

3/9 @ Washington, 3 p.m.

goaltending

PITTSBURGH	GP	Min	Rec	GA	SA	SV	GAA	SV%	WASHINGTON	GP	Min	Rec	GA	SA	SV	GAA	SV%
FLEURY	1	185	3-0-0	7	93	86	2.27	.925	KOLZIG	3	183	0-2-1	9	83	74	2.95	.892
THIBAUT	1	60	1-0-0	2	31	29	2.00	.935	JOHNSON	1	59	0-1-0	3	25	22	3.05	.880

goals by period

	1ST	2ND	3RD	OT	TOTAL
PITTSBURGH	2	8	3	0	13
WASHINGTON	5	2	2	0	9

shots by period

	1ST	2ND	3RD	OT	TOTAL
PITTSBURGH	30	50	27	2	109
WASHINGTON	43	31	46	4	124

ALL-TIME LEADERS vs.

#	PLAYERS	TEAM(S)	GP	G	A	PTS	PIM	PP	SH	GW
1	GRETZKY, Wayne	Edm., LA, St.L., NYR	57	44	80	124	14	7	3	8
2	MESSIER, Mark	Edm., NYR, Van.	85	37	76	113	152	12	2	4
3	CLARKE, Bobby	Phi.	76	44	64	108	67	9	6	6
4	TROTTIER, Bryan	NYI	82	47	58	105	58	18	2	5
5	DIONNE, Marcel	Det., LA, NYR	82	41	62	103	40	8	2	4
6	LAFLEUR, Guy	Mtl., NYR, Que.	73	47	55	102	25	12	2	10
7	GARTNER, Mike	Wsh., Min., NYR, Tor, Phx.	94	56	45	101	110	22	2	6
8	LEETCH, Brian	NYR, Tor., Bos	73	19	73	92	43	10	3	1
9	PARK, Brad	NYR, Bos., Det.	64	31	59	90	90	15	2	6
10	PERREAU, Gilbert	Buf.	69	39	51	90	16	11	0	10
11	BOURQUE, Ray	Bos., Col	74	21	64	85	63	8	3	3
12	ESPOSITO, Phil	Bos., NYR	65	40	44	84	54	16	1	8
13	SITTLER, Darryl	Tor., Phi., Det.	71	37	46	83	69	10	0	6
14	MULLER, Kirk	NJ, Mtl., NYI, Tor, Fla., Dal	80	28	53	81	120	16	0	4
15	OATES, Adam	St, Det, Bos, Wsh, Phi, Ana, Edm	61	20	59	79	12	6	0	2
16	RATELLE, Jean	NYR, Bos.	67	31	46	77	12	6	0	5
17	RIDLEY, Mike	NYR, Wsh., Van.	62	33	43	76	37	14	0	3
18	LAFONTAINE, Pat	NYI, Buf., NYR	67	37	39	76	30	17	1	3
19	SUNDIN, Mats*	Que., Tor.	50	37	37	74	28	9	3	6
20	BOSSY, Mike	NYI	53	42	31	73	12	17	0	9
21	STATSNY, Peter	Que., NJ	51	32	40	72	33	14	1	3
22	PROPP, Brian	Phi., Min., Hfd.	73	27	45	72	91	7	1	2
23	POTVIN, Denis	NYI	74	11	61	72	117	8	0	2
24	MIKITA, Stan	Chi.	52	32	39	71	51	5	1	6
25	BUCYK, John	Bos.	54	15	56	71	6	3	0	2
26	GORING, Butch	LA, NYI	80	34	37	71	12	9	6	3

GAMES PLAYED		GOALS		ASSISTS		PENALTY MINUTES	
1 S. Stevens	118	1 M. Gartner	56	1 W. Gretzky	80	1 S. Stevens	284
2 M. Gartner	94	2 B. Trottier	47	2 M. Messier	76	2 D. Hunter	252
3 M. Messier	85	G. Lafleur	47	3 B. Leetch	73	3 R. Tocchet	238
4 D. Hunter	83	4 B. Clarke	44	4 R. Bourque	64	4 C. Nilan	195
5 B. Trottier	82	W. Gretzky	44	B. Clarke	64	5 K. Daneyko	191
M. Dionne	82						

#	GOALTENDER	TEAM(S)	GP	MP	GA	GAA	SO	W-L-T
1	WAKELY, Ernie	St. L	11	595	17	1.71	5	7-2-1
2	GAMBLE, Bruce	Phi., Tor	15	882	27	1.84	5	7-3-3
3	PARENT, Bernie	Tor., Phi.	36	2160	71	1.97	10	21-9-6
4	GRAHAME, John*	Bos, TB	11	669	22	2.00	0	9-1-1
5	EDWARDS, Roy	Det.	17	992	35	2.12	1	10-3-4
6	NABOKOV, Evgeni*	SJ	6	333	12	2.16	1	5-1-0
7	HALL, Glenn	St.L.	11	660	24	2.18	1	5-2-3
8	DAFOE, Byron	LA, Bos	16	826	31	2.25	1	8-4-2
9	LUNDQVIST, Henrik*	NYR	13	795	30	2.26	0	7-3-3
10	CECHMANEK, R.	Phi	10	498	19	2.29	1	6-3-0
11	GIACOMIN, Ed	NYR, Det.	32	1900	74	2.33	7	20-7-4
12	HOLMQVIST, Johan	TB	5	304	12	2.34	0	4-1-0
13	WEEKES, Kevin*	NYI, TB, Car, NYR	17	970	38	2.35	1	7-7-2
14	SCHWAB, Corey	TB, NJ	8	378	15	2.38	1	3-3-0
15	CROZIER, Roger	Buf.	20	1055	42	2.39	1	10-1-6
16	LALIME, Patrick*	Ana, Ott	14	817	33	2.42	2	7-5-2
17	DUNHAM, Mike*	NJ, Nsh, NYR, ATL, NYI	14	691	28	2.43	2	7-2-0
18	RIGGIN, Pat	Atl., Cgy., Wsh., Bos.	14	840	34	2.43	2	9-2-3
19	ROY, Patrick	Mtl., Col.	40	2357	96	2.44	0	25-8-6
	PLANTE, Jacques	St. L	20	1107	45	2.44	1	10-6-3

GAMES PLAYED		WINS		SHUTOUTS		SAVE PERCENTAGE	
1 R. Vachon	64	1 R. Vachon	34	1 B. Parent	10	1 E. Wakely	.937
2 J. Vanbiesbrouck	63	2 T. Esposito	30	2 R. Vachon	7	2 B. Parent	.935
3 T. Esposito	48	3 J. Vanbiesbrouck	27	E. Giacomini	7	3 B. Gamble	.933
4 B. Smith	44	4 P. Roy	25	4 Four tied at	5	4 G. Hall	.927
5 S. Burke*	45	5 S. Burke*	21			5 J. Plante	.922
*Active player		B. Parent	21				

ACTIVE GOALIES vs.

NAME	TEAM(S)	GP	GA	SO	GAA	W-L-T
Aebischer, David	Mtl	5	22	0	4.31	2-2-0
Aubin, J.S.	Tor	3	10	0	4.29	1-1-0
Auld, Alexander	Van	3	6	0	2.00	3-0-0
Bacashihua, Jason	Stl	1	1	0	1.50	0-0-0
Belfour, Ed	Chi, SJ, Det, Tor	23	55	2	2.49	15-5-1
Biron, Martin	Buf, Phi	19	51	1	2.86	6-9-3
Boucher, Brian	Phi, Phx	11	33	1	3.18	5-3-2
Brathwaite, Fred	Cgy, Clb	4	8	0	2.23	1-1-1
Brodeur, Martin	NJ	56	135	5	2.64	30-19-4
Burke, Sean	NJ, Hfd, Car, Phi, Fla, Phx, Tb	45	142	2	3.32	21-16-6
Clemmensen, Scott	NJ	5	11	1	2.39	2-1-0
Cloutier, Dan	NYR, TB, Van, LA	8	20	0	2.46	5-1-1
Conklin, Ty	Edm	1	3	0	3.00	1-0-0
Denis, Marc	Clb	1	2	0	2.00	1-0-0
DiPietro, Rick	NYI	13	45	0	3.47	8-4-0
Dubielewicz, Wade	NYI	1	3	0	2.77	1-0-0
Dunham, Mike	NJ, Nsh, NYR, ATL	14	28	2	2.43	7-3-0
Emery, Ray	Ott	6	17	0	2.76	3-1-0
Esche, Robert	Phx, Phi	13	32	0	2.70	4-4-2
Fernandez, Manny	Min	4	5	1	1.22	2-1-0
Finley, Brian	Bos	1	1	0	3.00	0-0-0
Flaherty, Wade	NYI	5	12	0	4.09	2-1-0
Gerber, Martin	Car, Ott	2	6	0	3.00	2-0-0
Giguere, J.S.	Ana	4	6	1	1.50	3-1-0
Grahame, John	Bos, TB	11	22	0	1.97	9-1-1
Hasek, Dominik	Chi, Buf, Det, Ott, Det	36	94	2	2.71	14-16-5
Hedberg, Johan	Van	1	3	0	3.00	1-0-0
Holmqvist, Johan	TB	5	12	0	2.34	4-1-0
Houle, Martin	Phi	1	1	0	30.00	0-0-0
Huet, Cristobal	LA	3	4	1	1.46	3-0-0
Johnson, Brent	St.L., Wsh	5	11	0	2.15	2-3-0
Joseph, Curtis	St.L., Edm, Tor	25	70	1	2.94	11-12-2
Khabibulin, Nikolai	Wpg., Phx, TB, Chi	18	46	1	2.74	7-7-3
Kiprusoff, Mikka	SJ, Cgy	3	4	0	1.63	2-0-0
Kolesnik, Vitaly	Col	1	4	0	4.14	0-1-0
Kolzig, Olaf	Wsh	36	119	0	3.39	12-18-4
Labarbera, Jason	NYR	2	7	0	6.00	0-1-0
Lalime, Patrick	Ott	14	33	2	2.42	7-5-2
Leclaire, Pascal	Cbj	1	1	0	1.00	1-0-0
Legace, Manny	Det	3	4	0	1.71	3-0-0
Leighton, Michael	Chi	2	3	0	1.91	0-2-0
Lehtonen, Khari	Atl	6	18	0	2.93	4-1-0
Lundqvist, Henrik	NYR	13	30	0	2.26	7-3-0
Luongo, Roberto	NYI, Fla	20	58	4	2.92	12-7-1
MacDonald, Joey	Bos	1	2	0	3.00	0-0-0
Markkanen, Jussi	NYR, Edm	3	3	0	1.00	3-0-0
Mason, Chris	NSH	1	3	0	3.05	0-1-0
McLennan, Jamie	Stl, Min, Fla	6	21	0	4.03	1-4-0
Miller, Ryan	Buf	4	10	0	2.42	2-1-0
Munro, Adam	Chi	1	1	0	1.00	1-0-0
Nabokov, Evgeni	SJ	6	12	1	2.16	5-1-0
Niittymaki, Antero	Phi	11	44	0	4.18	4-5-0
Noronen, Mika	Buf	3	9	0	2.97	0-3-0
Norrena, Fredrik	Clb	1	5	0	5.26	0-1-0
Nurminen, Pasi	Atl	7	20	0	2.86	2-5-0
Osgood, Chirs	Det, NYI, Stl	18	49	1	2.89	8-8-1
Raycroft, Andrew	Bos, Tor	9	27	0	3.06	6-2-0
Roloson, Dwayne	Cgy, Buf, Min	4	8	0	2.13	2-1-0
Sanford, Curtis	Stl	1	0	1	0.00	1-0-0
Sauve, Philippe	Col	1	3	0	3.00	1-0-0
Tellqvist, Mikael	Tor, Phx	4	13	1	3.22	3-1-0
Theodore, Jose	Mtl.	17	38	3	2.22	11-4-1
Thibault, Jocelyn	Que., Col., Mtl., Chi	26	73	2	3.21	10-7-5
Thomas, Tim	Bos	4	10	0	3.24	2-2-0
Toivonen, Hannu	Bos	3	13	0	4.19	3-0-0
Toskala, Vesa	SJ	1	2	0	2.00	1-0-0
Turco, Marty	Dal	2	7	0	3.36	0-1-0
Vokoun, Tomas	Nsh	10	24	2	2.35	5-3-2
Ward, Cam	Car	7	19	0	2.69	5-2-0
Weekes, Kevin	NYI, TB, Car, NYR	17	38	1	2.35	7-7-2


NHL OFFICIALS

referees

NAME	No.	NAME	No.
Auger, Stephane	15	Amell, Derek	75
Ciamaga, Chris	41	Barton, Steve	59
Devorski, Paul	10	Brisebois, David	96
Dwyer, Gord	39	Cameron, Lonnie	74
Fraser, Kerry	2	Champoux, Pierre	67
Furlatt, Eric	27	Cormier, Michel	76
Hasenfratz, Mike	30	Cvik, Mike	88
Jackson, Dave	8	Dapuzzo, Pat	60
Joannette, Marc	25	Devorski, Greg	54
Kimmerly, Greg	18	Driscoll, Scott	68
Koharski, Don	12	Galloway, Ryan	82
Kowal, Tom	32	Gibbs, Darren	66
Kozari, Steve	40	Henderson, Don	91
L'Ecuyer, Frederick	48	Heyer, Shane	55
LaRue, Dennis	14	Kovachik, Brad	71
Lee, Chris	28	Lazarowich, Brad	86
Leggo, Mike	3	Mach, Brian	78
Marouelli, Dan	6	McElman, Andy	90
Martell, Rob	26	Miller, Steve	89
McCauley, Wes	4	Morin, Jean	97
McCreary, Bill	7	Murphy, Brian	93
McGeough, Mick	19	Murray, Jonny	95
Meier, Brad	34	Nansen, Derek	70
Morton, Dean	36	Nelson, Thor	80
O'Halloran, Dan	13	Nowak, Tim	77
O'Rourke, Dan	42	Pare, Mark	79
Peel, Tim	20	Racicot, Pierre	65
Pochmara, Brian	43	Rody, Vaughan	73
Pollock, Kevin	33	Schachte, Dan	47
Rooney, Chris	5	Seitz, Lyle	61
St-Laurent, Francois	38	Sericolo, Anthony	84
St. Pierre, Justin	45	Sharrers, Jay	57
Shick, Rob	16	Shewchyk, Mark	92
Spada, Craig	22	Wheler, Mark	56
Sutherland, Kelly	11		
Van Massenhoven, Don	21		
Walsh, Ian	29		
Warren, Dean	35		
Watson, Brad	23		



HISTORY



PENGUINS HALL OF FAME

BOB JOHNSON (1992)




Bob Johnson coached the Penguins to their first Stanley Cup Championship in 1990-91. An outstanding coach with the University of Wisconsin and the Calgary Flames, Johnson became head coach of Pittsburgh on June 12, 1990, and led the team to its first Patrick Division title with 88 points. The Penguins then went on to win the Patrick Division playoff title and the Wales Conference Trophy to earn the club's first trip to the Stanley Cup Finals. The team claimed the Cup on May 25, 1991, with an 8-0 win at Minnesota, with Johnson becoming only the second American-born coach to win the championship. Just six months later, on November 26, 1991, Johnson passed away at his home in Colorado. Thanks in large part to Bob Johnson, it will always be a "Great Day for Hockey" in Pittsburgh.

RICK KEHOE (1992)



Acquired from Toronto on Sept. 13, 1974, Rick Kehoe played 11 seasons with the Penguins (1974-75 to 1984-85). A right wing, he scored a career-high 55 goals during the 1980-81 season - only Mario Lemieux and Jaromir Jagr have tallied more goals in a single season with the team. With Pittsburgh, Kehoe led the team in goals and points on three occasions, recorded 25 or more goals in nine of his 11 seasons, and hit the 30-goal mark five times. Kehoe ranks third in club history with 636 regular season points, trailing only Lemieux and Jagr. He also ranks fourth in games (722), fourth in goals (312), sixth in assists (324), fourth in power play goals (95) and fourth in hat tricks (8). He played in the NHL All-Star Game twice and won the Lady Byng Trophy in 1981.

JEAN PRONOVOST (1992)



Jean Pronovost played 10 seasons with the Penguins (1968 through 1978) and has played in more games than any other player in club history (753) with the exceptions of Mario Lemieux and Jaromir Jagr. A right wing, Pronovost became the first Penguins player to record 50 goals in a season when he tallied 52 in 1975-76. He led the team in goals five times and points twice, recorded 20-or-more goals in nine of his 10 seasons, and played in 70 or more games in eight of those 10. Pronovost ranks third in club history in goals (316), fifth in points (603), eighth in assists (287), fifth in power play goals (70) and third in game-winning goals (42). He represented the Penguins in the NHL All-Star Game four times and served as team captain in 1977-78.

SYL APPS (1994)



Syl Apps was acquired from the New York Rangers with Sheldon Kannegiesser in January of 1971. He spent six full seasons and parts of two others with Pittsburgh, recording 151 goals, 349 assists and 500 points in 495 regular season games. Apps led the team in scoring three times, and currently ranks 10th on the Penguins career list in goals, fourth in assists, seventh in points and fifth in short-handed goals (11). He led the Penguins in assists five times, including the 1975-76 season when he notched a career-high 99 points (32+67). He was also the MVP at the 1975 NHL All-Star Game in Montreal. For four seasons, Apps centered the famed "Century Line" that included right wing Jean Pronovost and left wing Lowell MacDonald. The trio combined for 203 points and 84 goals in 1972-73, 239 points and 107 goals in 1973-74, 214 points and 94 goals in 1974-75 and 276 points and 114 goals in 1975-76.


PENGUINS HALL OF FAME

DAVE BURROWS (1996)



Dave Burrows was one of the survivors of a dying breed - the defensive defenseman - and his perfection of the art made him one of the most popular players in Penguins history. The Penguins selected Burrows from the Chicago Blackhawks in the NHL Intra-League Draft in June of 1971. He played in Pittsburgh through the 1977-78 season, before being traded to Toronto for Randy Carlyle and George Ferguson in June of 1978. He was reacquired by Pittsburgh in November of 1980, and remained with the team through the 1981-82 season. Overall, he played in 724 games with Pittsburgh and Toronto, collecting 29 goals and 135 assists for 164 points. Burrows totaled just 377 penalty minutes in his career, along with just six in 29 playoff games. With the Penguins, he recorded 132 points (24+108) in 573 games and four points (1+3) in 20 post season contests. Burrows played in the 1974 and 1976 NHL All-Star Games and was chosen to play for Team Canada in 1976.

EDWARD J. DEBARTOLO (1996)



Edward J. DeBartolo bought one-third ownership in the Penguins in 1977, then purchased the team outright one year later. With patience and perseverance, the DeBartolo franchise endured a streak of six consecutive seasons without a playoff berth before beginning to rebound in the late 1980s, coming within one game of the Conference Final in 1989. The brightest moment during DeBartolo's tenure was the team's first Stanley Cup Championship in 1991. He was selected as the Vectors' Pittsburgh Man of the Year in 1983, was named Youngstown State's Distinguished Citizen in 1984 and was a 1985 recipient of the Ohio Governor's Award. In 1986, DeBartolo was among 80 people chosen to receive the Ellis Island Medal of Honor, presented to American citizens who have distinguished themselves and preserved the values of their heritage. He passed away on Dec. 19, 1994 at the age of 85.

ELAINE HEUFELDER (1996)



Elaine Heufelder served the Penguins and Mellon Arena for more than 35 years. She was the executive assistant for the Civic Arena's first building manager, Charles Strong, and worked for Paul Martha, Edward J. DeBartolo Sr., Roger Marino and Mario Lemieux. Throughout her career, she played a key role in the operation of the building and the team's front office. She retired at the conclusion of the 2002-03 season.

MARIO LEMIEUX (1999)



Lemieux is simply the greatest player in Penguins history, the club's all-time leading scorer and the captain of Pittsburgh's two Stanley Cup Championship teams in 1990-91 and 1991-92. Drafted first overall in 1984, Lemieux recorded 613 goals and 881 assists for 1,494 points in 745 games during his first 12 seasons. He won six NHL scoring championships, three MVP trophies, two Conn Smythe trophies as MVP of the playoffs, and the Calder Trophy as Rookie of the Year in 1984-85. He also became the only player in NHL history to average more than two points per game for his career when he returned in 1997. Lemieux then led an ownership group that brought the club out of bankruptcy in 1999. In December of 2000, he made the greatest comeback in sports history when he re-joined the team's lineup after a 3-year retirement. Limited by injuries in the five seasons of his comeback, Lemieux played in just 172 games. He added 77 goals, 152 assists and 229 points since he returned to the ice on Dec. 25, 2000. He retired on Jan. 24, 2006, seventh in NHL history with 1,723 points, ninth with 690 goals and 10th with 1,033 assists. He currently serves the Penguins as Chairman of the Board.

PENGUINS HALL OF FAME

JACK RILEY (1999)



Jack Riley was here at the very beginning. The original general manager of the Penguins, Riley assembled the first team in franchise history in 1967 and served two stints as general manager - from 1967-70 and again from 1972-74. He also was team president from 1970-72. A respected figure throughout the hockey world, Jack still serves as a consultant for the American Hockey League. "Jack was the one to pave the way for our organization," said Lemieux, his Hall of Fame classmate. "He gave us the opportunity to have a successful franchise."

JOE MULLEN (2000)



As a youngster, Joe Mullen laced up his roller skates at the corner parking lot in the Hell's Kitchen section of New York City. Years later, he became the first American-born player to score 500 goals in the NHL. His 16-year NHL career is full of milestones including three Stanley Cup Championships (1989 with Calgary; 1991 and 1992 with Pittsburgh). He is currently the fourth leading American-born scorer in league history with 502 goals and 1,063 points in 1,062 career games. Since his retirement from play in 1997, Mullen has been honored with inductions into the Hockey Hall of Fame, the USA Hockey Hall of Fame, the Western PA Sports Hall of Fame and in the Boston College Hall of Fame.

CRAIG PATRICK (2001)



In recognition of a lifetime of contributions to the sport on the local, national and international levels, including his outstanding work with the Penguins, Craig Patrick was elected to the Hockey Hall of Fame in 2001. Patrick led the Penguins to two Stanley Cups, five division championships, one President's Trophy and 11 playoff berths in his 16 full seasons on the job. He was honored in 2000 with the Lester Patrick Award for his contributions to hockey in the United States. On the international level, Patrick served as an assistant coach and assistant general manager of the 1980 U. S. Olympic team that performed the 'Miracle On Ice,' winning an improbable gold medal.

He was also GM of the 1991 U. S. team at the Canada Cup and the 2002 U. S. Olympic team at Salt Lake City. Patrick played eight seasons in the NHL, registering 72 goals and 163 points in 401 games before retiring from play in 1979. His 16-plus seasons with the Penguins represented the longest continuous stint as general manager in team history.

MIKE LANGE (2001)



One of the most talented and unique broadcasters in professional sports, Mike Lange has spent 30 seasons as the Penguins' play-by-play voice. He has broadcast games throughout four decades, and his colorful style has made him a hit with hockey fans in Pittsburgh, the tri-state area and across North America. As evidence of his contributions to the sport, the Hockey Hall of Fame honored Lange with the Foster Hewitt Award in November of 2001. Lange's relationship with the Penguins began in 1974-75, when he broke into the NHL as a radio play-by-play man. He left for one season, but returned in 1976-77, and has been a staple of the club's broadcasts ever since. Lange worked radio exclusively until 1979, when games were simulcast on radio and TV. He serves as the Penguins' primary radio announcer.

PENGUINS HALL OF FAME

ANTHONY 'A.T.' CAGGIANO (2001)




A. T. Caggiano might not be a name that every Penguins fan recognizes, but he played an important role in the organization's first 33 years. A.T. worked in the Penguins' locker room for more than three decades, and was an indispensable part of the team's staff behind the scenes. Looking after players' practice and game day needs and prepping the visitors' locker room, he was the first person in the office each morning and one of the last to leave after every game. Through 33 seasons, he never missed a Penguins home game. A.T. passed away in May of 2003 and, in his honor, the Penguins Booster Club renamed their annual award the 'A.T. Caggiano Memorial Award' prior to the 2000-01 campaign.

LES BINKLEY (2003)



Les Binkley was originally purchased by the Penguins from the American Hockey League's Cleveland Barons in 1966 - a full season before the Penguins played their first National Hockey League game. One of the AHL's top netminders during his seven years in Ohio, Binkley played in Pittsburgh from 1967-68 through the 1971-72 season, appearing in 196 regular season games for the Penguins and seven playoff contests. He ranks second on the team's all-time shutout list with 11, and also ranks second for most shutouts in a season with six, which were recorded during the team's inaugural campaign.

ULF SAMUELSSON (2003)



A Pittsburgh fan favorite for his rugged style of play, Ulf Samuelsson joined the Penguins on March 4, 1991, from the Hartford Whalers with Ron Francis and Grant Jennings, and went on to star as a member of the Penguins' two Stanley Cup teams. A physical defenseman for the Pens, he played 277 regular season games for the team from 1991 through 1995, recording 94 points and 804 penalty minutes, and added 16 points and 123 penalty minutes in 66 post-season contests. His crowning moment with the Penguins came when Samuelsson notched the series-clinching goal in Game Six of the 1991 Stanley Cup Finals in Minnesota.

VINCE LASCHEID (2003)



Vince Lascheid entertained Penguins fans at the Igloo from 1970 to 2003 on the arena's organ. For more than 30 years, his tunes survived the test of time with Pittsburgh sports fans. During his musical career, Lascheid also worked with the Pittsburgh Pirates baseball team (1970 to present) and the Pittsburgh Triangles tennis team (mid-1970s).

OPENERS

home (20-12-7)

Oct. 5, 2006	vs. Philadelphia	4-0 W
Oct. 8, 2005	vs. Boston	6-7 L*
Oct. 10, 2003	vs. Los Angeles	0-3 L
Oct. 10, 2002	vs. Toronto	0-6 L
Oct. 10, 2001	vs. Colorado	1-3 L
Oct. 13, 2000	vs. Tampa Bay	3-2 W
Oct. 8, 1999	vs. Colorado	3-3 T*
Oct. 17, 1998	vs. NY Rangers	3-3 T*
Oct. 1, 1997	vs. Los Angeles	3-3 T*
Oct. 5, 1996	vs. Tampa Bay	3-4 L*
Oct. 7, 1995	vs. Toronto	8-3 W
Jan. 27, 1995	vs. Ottawa	5-4 W
Oct. 7, 1993	vs. Montreal	2-1 W*
Oct. 6, 1992	vs Philadelphia	3-3 T*
Oct. 6, 1991	vs Philadelphia	2-2 T*
Oct. 7, 1990	vs. New Jersey	7-4 W
Oct. 10, 1989	vs. Winnipeg	5-1 W
Oct. 11, 1988	vs. Washington	8-7 W
Oct. 13, 1987	vs. Buffalo	8-3 W
Oct. 9, 1986	vs. Washington	5-4 W
Oct. 10, 1985	vs. Montreal	3-5 L
Oct. 17, 1984	vs. Vancouver	4-3 W
Oct. 8, 1983	vs. NY Rangers	1-6 L
Oct. 9, 1982	vs. NY Rangers	3-5 L
Oct. 10, 1981	vs. Quebec	2-1 W
Oct. 11, 1980	vs. Winnipeg	5-4 W
Oct. 10, 1979	vs. Winnipeg	4-2 W
Oct. 11, 1978	vs. Toronto	2-3 L
Oct. 12, 1977	vs. St. Louis	4-2 W
Oct. 6, 1976	vs. Vancouver	9-5 W
Oct. 11, 1975	vs. Washington	7-5 W
Oct. 12, 1974	vs. Detroit	7-2 W
Oct. 13, 1973	vs. NY Rangers	2-8 L
Oct. 7, 1972	vs. Los Angeles	4-2 W
Oct. 9, 1971	vs Philadelphia	3-2 W
Oct. 10, 1970	vs. Buffalo	1-2 L
Oct. 11, 1969	vs. California	2-2 T
Oct. 12, 1968	vs. Montreal	1-1 T
Oct. 11, 1967	vs. Montreal	1-2 L

road (15-16-8)

Oct. 12, 2006	at NY Rangers	6-5 W
Oct. 5, 2005	at New Jersey	1-5 L
Oct. 11, 2003	at Philadelphia	3-3 T*
Oct. 14, 2002	at Toronto	5-4 W
Oct. 14, 2001	at Buffalo	1-4 L
Oct. 19, 2000	at Ottawa	3-3 T*
Oct. 1, 1999	at Dallas	4-6 L
Oct. 10, 1998	at NY Islanders	4-3 W
Oct. 3, 1997	at Carolina	4-3 W
Oct. 8, 1996	at Hartford	3-7 L
Oct. 9, 1995	at Colorado	6-6 T*
Jan. 20, 1995	at Tampa Bay	5-3 W
Oct. 5, 1993	at Philadelphia	3-4 L
Oct. 10, 1992	at Montreal	3-3 T*
Oct. 4, 1991	at Buffalo	5-4 W
Oct. 5, 1990	at Washington	7-4 W
Oct. 5, 1989	at Boston	4-5 L
Oct. 7, 1988	at Washington	6-4 W
Oct. 8, 1987	at NY Rangers	4-4 T*
Oct. 12, 1986	at Chicago	4-1 W
Oct. 16, 1985	at Chicago	5-5 T*
Oct. 11, 1984	at Boston	3-4 L
Oct. 4, 1983	at St. Louis	3-5 L
Oct. 5, 1982	at New Jersey	3-3 T
Oct. 6, 1981	at St. Louis	2-6 L
Oct. 9, 1980	at Philadelphia	4-7 L
Oct. 14, 1979	at Boston	4-1 W
Oct. 12, 1978	at Boston	2-8 L
Oct. 14, 1977	at Washington	1-2 L
Oct. 7, 1976	at Montreal	1-10 L
Oct. 7, 1975	at Washington	4-2 W
Oct. 9, 1974	at Minnesota	4-2 W
Oct. 12, 1973	at Atlanta	4-3 W
Oct. 11, 1972	at St. Louis	5-2 W
Oct. 10, 1971	at Buffalo	1-2 L
Oct. 15, 1970	at Minnesota	2-4 L
Oct. 19, 1969	at Boston	0-4 L
Oct. 16, 1968	at Toronto	2-2 T
Oct. 13, 1967	at St. Louis	3-1 W

Season Openers in **Bold**

*= overtime game

2000 Season Opener played against Nashville in Japan (3-1 loss)

RECORD IN SEASON OPENERS (16-17-6)

SEASON RECORDS

overall

SEASON	GP	W	L	T	OTL	OT	PTS	GF	GA	FINISHED
1967-68	74	27	34	13	--	--	67	195	216	5th, West
1968-69	76	20	45	11	--	--	51	189	252	5th, West
1969-70	76	26	38	12	--	--	64	182	238	2nd, West
1970-71	78	21	37	20	--	--	62	221	240	6th, West
1971-72	78	26	38	14	--	--	66	220	258	4th, West
1972-73	78	32	37	9	--	--	73	257	265	5th, West
1973-74	78	28	41	9	--	--	65	242	273	5th, West
1974-75	80	37	28	15	--	--	89	326	289	3rd, Norris
1975-76	80	35	33	12	--	--	82	339	303	3rd, Norris
1976-77	80	34	33	13	--	--	81	240	252	3rd, Norris
1977-78	80	25	37	18	--	--	68	254	321	4th, Norris
1978-79	80	36	31	13	--	--	85	281	279	2nd, Norris
1979-80	80	30	37	13	--	--	73	251	303	3rd, Norris
1980-81	80	30	37	13	--	--	73	302	345	3rd, Norris
1981-82	80	31	36	13	--	--	75	310	337	4th, Patrick
1982-83	80	18	53	9	--	--	45	257	394	6th, Patrick
1983-84	80	16	58	6	--	--	38	254	390	6th, Patrick
1984-85	80	24	51	5	--	--	53	276	385	6th, Patrick
1985-86	80	34	38	8	--	--	76	313	305	5th, Patrick
1986-87	80	30	38	12	--	--	72	297	290	5th, Patrick
1987-88	80	36	35	9	--	--	81	319	316	6th, Patrick
1988-89	80	40	33	7	--	--	87	347	349	2nd, Patrick
1989-90	80	32	40	8	--	--	72	318	359	5th, Patrick
1990-91	80	41	33	6	--	--	88	342	305	1st, Patrick
1991-92	80	39	32	9	--	--	87	343	308	3rd, Patrick
1992-93	84	56	21	7	--	--	119	367	268	1st, Patrick
1993-94	84	44	27	13	--	--	101	299	285	1st, Northeast
1994-95	48	29	16	3	--	--	61	181	158	2nd, Northeast
1995-96	82	49	29	4	--	--	102	362	284	1st, Northeast
1996-97	82	38	36	8	--	--	84	285	280	2nd, Northeast
1997-98	82	40	24	18	--	--	98	228	188	1st, Northeast
1998-99	82	38	30	14	--	--	90	242	225	3rd, Atlantic
1999-00	82	37	37	8	6	--	88	241	236	3rd, Atlantic
2000-01	82	42	28	9	3	--	96	281	256	3rd, Atlantic
2001-02	82	28	41	8	5	--	69	198	249	5th, Atlantic
2002-03	82	27	44	6	5	--	65	189	255	5th, Atlantic
2003-04	82	23	47	8	4	--	58	190	303	5th, Atlantic
2005-06	82	22	46	--	--	14	58	244	316	5th, Atlantic
2006-07	82	47	24	--	--	11	105	277	246	2nd, Atlantic

SEASON RECORDS

home

SEASON	GP	W	L	T	OT	RT	PTS
1967-68	37	15	12	10	--	--	40
1968-69	38	12	20	6	--	--	30
1969-70	38	17	13	8	--	--	42
1970-71	39	18	12	9	--	--	45
1971-72	39	18	15	6	--	--	42
1972-73	39	24	11	4	--	--	52
1973-74	39	15	18	6	--	--	36
1974-75	40	25	5	10	--	--	60
1975-76	40	23	11	6	--	--	52
1976-77	40	22	12	6	--	--	50
1977-78	40	16	15	9	--	--	41
1978-79	40	23	12	5	--	--	51
1979-80	40	20	13	7	--	--	47
1980-81	40	21	16	3	--	--	45
1981-82	40	21	11	8	--	--	50
1982-83	40	14	22	4	--	--	32
1983-84	40	7	29	4	--	--	18
1984-85	40	17	20	3	--	--	37
1985-86	40	20	15	5	--	--	45
1986-87	40	19	15	6	--	--	44
1987-88	40	22	12	6	--	--	50
1988-89	40	24	13	3	--	--	51
1989-90	40	22	15	3	--	--	47
1990-91	40	25	12	3	--	--	53
1991-92	40	21	13	6	--	--	48
1992-93	42	32	6	4	--	--	68
1993-94	42	25	9	8	--	--	58
1994-95	24	18	5	1	--	--	37
1995-96	41	32	9	0	--	--	64
1996-97	41	25	11	5	--	--	55
1997-98	41	21	10	10	--	--	52
1998-99	41	21	10	10	--	--	52
1999-00	41	23	11	7	--	0	53
2000-01	41	24	15	2	--	0	50
2001-02	41	16	20	4	--	1	37
2002-03	41	15	22	2	--	2	34
2003-04	41	13	22	6	--	0	32
2005-06	41	12	21	--	8	--	32
2006-07	41	26	10	--	5	--	57

SEASON RECORDS

road

SEASON	GP	W	L	T	OT	RT	PTS
1967-68	37	12	22	3	--	--	27
1968-69	38	8	25	5	--	--	21
1969-70	38	9	25	4	--	--	22
1970-71	39	3	25	11	--	--	17
1971-72	39	8	23	8	--	--	24
1972-73	39	8	26	5	--	--	21
1973-74	39	13	23	3	--	--	29
1974-75	40	12	23	5	--	--	29
1975-76	40	12	22	6	--	--	30
1976-77	40	12	21	7	--	--	31
1977-78	40	9	22	9	--	--	27
1978-79	40	13	19	8	--	--	34
1979-80	40	10	24	6	--	--	26
1980-81	40	9	21	10	--	--	28
1981-82	40	10	25	5	--	--	25
1982-83	40	4	31	5	--	--	13
1983-84	40	9	29	2	--	--	20
1984-85	40	7	31	2	--	--	16
1985-86	40	14	23	3	--	--	31
1986-87	40	11	23	6	--	--	28
1987-88	40	14	23	3	--	--	31
1988-89	40	16	20	4	--	--	36
1989-90	40	10	25	5	--	--	25
1990-91	40	16	21	3	--	--	35
1991-92	40	18	19	3	--	--	39
1992-93	42	24	15	3	--	--	51
1993-94	42	19	18	5	--	--	43
1994-95	24	11	11	2	--	--	24
1995-96	41	17	20	4	--	--	38
1996-97	41	13	25	3	--	--	29
1997-98	41	19	14	8	--	--	46
1998-99	41	17	20	4	--	--	38
1999-00	41	14	26	1	--	6	35
2000-01	41	18	13	7	--	3	46
2001-02	41	12	21	4	--	4	32
2002-03	41	12	22	4	--	3	31
2003-04	41	10	25	2	--	4	26
2005-06	41	10	25	--	6	--	26
2006-07	41	21	14	--	6	--	48

FORMER PENGUINS

RAMZI ABID LW #19
Acquired from Phoenix with Guillaume Lefebvre and Dan Focht for Jan Hrdina and Francois Leroux, March 11, 2003. Signed by Atlanta as a free agent, August 8, 2005.

2003-05	GP	G	A	PTS	PIM
Reg. Season	19	3	2	5	29
Playoffs	--	--	--	--	--

PETER AHOLA D #6
Acquired from Los Angeles for Jeff Chychrun, Nov. 1992. Traded to San Jose for future considerations, Feb. 1993.

1992-93	GP	G	A	PTS	PIM
Reg. Season	22	0	1	1	14
Playoffs	--	--	--	--	--

BRAD AITKEN LW #17/35
Selected in the third round of Entry Draft (Sault Ste. Marie, OHL), June 1986. Traded to Edmonton Oilers for Kim Isell, March 1991.

1987-88/90-91	GP	G	A	PTS	PIM
Reg. Season	11	1	2	3	25
Playoffs	--	--	--	--	--

PETER ALLEN D #38
Signed as a free agent, Aug. 1995. Signed by San Jose as a free agent, Aug. 1997.

1995-96	GP	G	A	PTS	PIM
Reg. Season	8	0	0	0	8
Playoffs	--	--	--	--	--

RUSS ANDERSON D #7
Selected in the second round of Entry Draft (U. of Minnesota, WCHA), June 1975. Traded with an eighth round draft choice in the 1983 Entry Draft to Hartford for Rick MacLeish, December 1981.

1976-82	GP	G	A	PTS	PIM
Reg. Season	353	15	77	92	684
Playoffs	10	0	3	3	28

PAUL ANDREA RW #22
Acquired with Dunc McCallum and George Konik from the NY Rangers for Larry Jeffrey, June 1967. Drafted by Oakland in Intra-League Draft, June 1970.

1967-69	GP	G	A	PTS	PIM
Reg. Season	91	18	27	45	4
Playoffs	--	--	--	--	--

GREG ANDRUSAK D #4/36/37/49
Selected in the fifth round of Entry Draft (U. of Minnesota-Duluth, WCHA), June 1988. Signed as a free agent, March 1999. Signed as a free agent by Toronto, July 1999.

1993-96/99	GP	G	A	PTS	PIM
Reg. Season	19	0	5	5	12
Playoffs	12	1	0	1	6

LOU ANGOTTI C #7
Acquired from Philadelphia in a three-way deal with St. Louis, with Pittsburgh sending Ab McDonald to St. Louis, June 1968. Traded with a first round pick in 1971 Draft to St. Louis for Ron Schock and Craig Cameron, June 1969.

1968-69	GP	G	A	PTS	PIM
Reg. Season	71	17	20	37	36
Playoffs	--	--	--	--	--

SHAWN ANTOSKI LW #11
Signed as a free agent, July 1996. Traded to Anaheim with Dmitri Mironov for Fredrik Olausson and Alex Hicks, Nov. 1996.

1996-97	GP	G	A	PTS	PIM
Reg. Season	13	0	0	0	49
Playoffs	--	--	--	--	--

SYL APPS C #26
Acquired with Sheldon Kannegiesser from NY Rangers for Glen Sather, Jan. 1971. Traded with Hartland Monahan to Los Angeles for Gene Carr, Dave Schultz and a fourth round choice in the 1978 Draft, Nov. 1977.

1970-78	GP	G	A	PTS	PIM
Reg. Season	495	151	349	500	241
Playoffs	19	4	4	8	4

JOHN ARBOUR D #3
Purchased with Jean Pronovost from Boston, May 1968. Sold to Vancouver, June 1970.

1968-69	GP	G	A	PTS	PIM
Reg. Season	17	0	2	2	35
Playoffs	--	--	--	--	--

CHUCK ARNASON RW #9
Acquired with Bob Paradise from Atlanta, Jan. 1974. Traded with Steve Durban and a first round choice in the 1976 Draft to Kansas City for Simon Nolet, Ed Gilbert and a first round choice in 1976 Draft, Jan. 1976.

1973-76	GP	G	A	PTS	PIM
Reg. Season	149	47	42	89	32
Playoffs	9	2	4	6	4

JEAN-SEBASTIEN AUBIN G #30
Selected by Pittsburgh in the third round of the 1995 Entry Draft (Sherbrooke, QMJHL). Released July 2004.

1998-2004	GP	G	A	PTS	PIM
Reg. Season	168	0	3	3	10
Playoffs	1	0	0	0	0

DON AWREY D #24
Acquired from Montreal for third round choice in 1978 Draft and future considerations, Aug. 1976. Rights traded to Washington for Bob Paradise, Oct. 1977.

1976-77	GP	G	A	PTS	PIM
Reg. Season	79	1	12	13	40
Playoffs	3	0	1	1	0

WAYNE BABYCH RW #10/26
Claimed in Waiver Draft from St. Louis, Oct. 1984. Traded to Quebec for future considerations, Oct. 1985.

1984-85	GP	G	A	PTS	PIM
Reg. Season	67	20	34	54	76
Playoffs	--	--	--	--	--

MATTHEW BARNABY RW #36
Acquired from Buffalo for Stu Barnes, Mar. 1999. Traded to Tampa Bay for Wayne Primeau, Feb. 1, 2001.

1999-2001	GP	G	A	PTS	PIM
Reg. Season	129	15	18	33	399
Playoffs	24	0	2	2	64

STU BARNES C #14
Acquired from Florida with Jason Woolley for Chris Wells, Nov. 1996. Traded to Buffalo for Matthew Barnaby, Mar. 1999.

1996-99	GP	G	A	PTS	PIM
Reg. Season	204	67	69	136	66
Playoffs	11	3	4	7	2

TOM BARRASSO G #31/35
Acquired with third round choice in 1990 Draft from Buffalo for Doug Bodger and Darrin Shannon, Nov. 1988. Traded to Ottawa for Ron Tugnutt and Janne Laukkanen, Mar. 2000.

1988-2000	GP	G	A	PTS	PIM
Reg. Season	458	0	31	31	251
Playoffs	101	0	7	7	38

FORMER PENGUINS

DOUG BARRIE D #23
Purchased from Detroit, Oct. 1968. Selected in Expansion Draft by Buffalo, June 1970.

1968-69	GP	G	A	PTS	PIM
Reg. Season	8	1	1	2	8
Playoffs	--	--	--	--	--

LEN BARRIE C #9
Signed as a free agent, Aug. 1994. Released July 1996.

1994-96	GP	G	A	PTS	PIM
Reg. Season	53	3	11	14	84
Playoffs	4	1	0	1	8

HANK BASSEN G #1
Acquired from Detroit for Roy Edwards, Sept. 1967. Retired, Aug. 1968.

1967-68	GP	G	A	PTS	PIM
Reg. Season	25	0	0	0	8
Playoffs	--	--	--	--	--

ANDY BATHGATE RW #9
Claimed from Detroit in Expansion Draft, June 1967. Loaned to Vancouver (WHL), Sept. 1968. Retired, June 1971.

1967-68/70-71	GP	G	A	PTS	PIM
Reg. Season	150	35	68	103	89
Playoffs	--	--	--	--	--

NOLAN BAUMGARTNER D #6
Claimed in Waiver Draft from Vancouver, Oct. 4, 2003. Claimed off waivers by Vancouver, Nov. 1, 2003.

2003	GP	G	A	PTS	PIM
Reg. Season	5	0	0	0	2
Playoffs	--	--	--	--	--

PAUL BAXTER D #4
Signed as a free agent, Aug. 1980. Signed by Calgary as a free agent, Sept. 1983.

1980-83	GP	G	A	PTS	PIM
Reg. Season	202	25	69	94	851
Playoffs	10	0	1	1	4

KRIS BEECH C #16
Acquired from Washington with Ross Lupaschuk, Michal Sivek and future considerations for Jaromir Jagr and Frantisek Kucera, July 11, 2001. Traded to Nashville for conditional draft choice, Sept. 9, 2005.

2001-04	GP	G	A	PTS	PIM
Reg. Season	95	10	17	27	57
Playoffs	--	--	--	--	--

ROGER BELANGER C #24
Selected in first round of Entry Draft (Kingston, OHL), June 1984. Released, June 1988.

1984-85	GP	G	A	PTS	PIM
Reg. Season	44	3	5	8	32
Playoffs	--	--	--	--	--

NEIL BELLAND D #22
Signed as a free agent, Sept. 1986. Released, July 1987.

1986-87	GP	G	A	PTS	PIM
Reg. Season	3	0	1	1	0
Playoffs	--	--	--	--	--

HARVEY BENNETT C #28
Signed as a free agent, June 1974. Traded to Washington for Stan Gilbertson, Dec 1975.

1974-75	GP	G	A	PTS	PIM
Reg. Season	32	3	3	6	53
Playoffs	--	--	--	--	--

JOSEF BERANEK LW #15/18
Acquired from Vancouver for future considerations, Mar. 1997. Traded to Edmonton for Bobby Dollas and Tony Hrkac, June 1998. Acquired from Edmonton for German Titov, Mar. 2000. Released July 2001.

1996-97/2000-01	GP	G	A	PTS	PIM
Reg. Season	91	16	19	35	65
Playoffs	29	0	5	5	8

DRAKE BEREHOWSKY D #44/55
Acquired from Toronto for Grant Jennings, Apr. 1995. Released July 1996. Signed as a free agent, Aug. 29, 2003. Traded to Toronto for Ric Jackman, Feb. 11, 2004.

1995-96, 2003-04	GP	G	A	PTS	PIM
Reg. Season	52	5	16	21	63
Playoffs	1	0	0	0	0

YVES BERGERON RW #20/27
Selected in eighth round of Entry Draft (Shawinigan, QMJHL), June 1972. Released June 1977.

1974-75	GP	G	A	PTS	PIM
Reg. Season	3	0	0	0	0
Playoffs	--	--	--	--	--

MARC BERGEVIN D #3/#25
Acquired from St. Louis for Dan Trebil, Dec. 28, 2000. Released, July 2001. Signed by Pittsburgh as a free agent, July 18, 2002. Traded to Tampa Bay for Brian Holzinger, March 11, 2003. Acquired from Tampa Bay for a ninth round choice in the 2003 Entry Draft, May 12, 2003. Traded to Vancouver for a seventh round choice in the 2004 Entry Draft, March 9, 2004.

2000-01/02-03/03-04	GP	G	A	PTS	PIM
Reg. Season	157	4	17	21	89
Playoffs	12	0	1	1	2

STEFAN BERKVIST D #33/3
Selected in the first round of Entry Draft (Leksand, Sweden), June 1993.

1995-2000	GP	G	A	PTS	PIM
Reg. Season	7	0	0	0	9
Playoffs	4	0	0	0	2

RICK BERRY D #6
Acquired from Colorado with Ville Nieminen for Darius Kasparaitis, March 19, 2002. Selected by Washington in the waiver draft, Oct. 4, 2002.

2002	GP	G	A	PTS	PIM
Reg. Season	13	0	2	2	21
Playoffs	--	--	--	--	--

NICK BEVERLEY D #25
Acquired from Boston for Daryl Edestrand, Oct. 1973. Traded to NY Rangers for Vic Hadfield, May 1974.

1973-74	GP	G	A	PTS	PIM
Reg. Season	67	2	14	16	21
Playoffs	--	--	--	--	--

WAYNE BIANCHINI LW #14
Selected in second round of Entry Draft (Flin Flon, WCHL), May 1973. Claimed by Edmonton in Expansion Draft, June 1979.

1973-79	GP	G	A	PTS	PIM
Reg. Season	265	68	41	109	130
Playoffs	3	0	1	1	6

LARRY BIGNELL D #23/24
Selected in third round of Entry Draft (Edmonton WCHL) June 1970. Released, June 1975.

1973-74	GP	G	A	PTS	PIM
Reg. Season	20	0	3	3	2
Playoffs	3	0	0	0	2

FORMER PENGUINS

LES BINKLEY **G** **#30**
Purchased from Cleveland (AHL), Sept. 1966. Signed by Ottawa (WHA) as a free agent, Sept. 1972.

1967-72	GP	G	A	PTS	PIM
Reg. Season	196	0	1	1	2
Playoffs	7	0	0	0	0

SCOTT BJUGSTAD **RW** **#27**
Acquired with Gord Dineen from Minnesota for Ville Siren and Steve Gotaas, Dec. 1988. Signed as a free agent by Los Angeles, Aug. 1989.

1988-89	GP	G	A	PTS	PIM
Reg. Season	24	3	0	3	4
Playoffs	--	--	--	--	--

BOB BLACKBURN **D** **#4**
Selected in Intra-League Draft from NY Rangers, June 1969. Sold to Vancouver (WHL), Sept. 1971.

1969-71	GP	G	A	PTS	PIM
Reg. Season	124	8	12	20	105
Playoffs	7	0	0	0	4

TOM BLADON **D** **#2**
Acquired with Orest Kindrachuk from Philadelphia for a first round pick in 1978 Entry Draft, June 1978. Signed as a free agent by Edmonton, July 1980.

1978-80	GP	G	A	PTS	PIM
Reg. Season	135	6	29	35	99
Playoffs	8	0	5	5	2

MIKE BLAISDELL **RW** **#26**
Claimed from NY Rangers in Waiver Draft, Oct. 1985. Signed as a free agent by Toronto, July 1987.

1985-87	GP	G	A	PTS	PIM
Reg. Season	76	16	15	31	38
Playoffs	--	--	--	--	--

DOUG BODGER **D** **#3/33**
Selected in first round of Entry Draft (Kamloops, WHL), June 1984. Traded with Darrin Shannon to Buffalo for Tom Barrasso and a third round choice in 1990 Entry Draft, Nov. 1988.

1984-88	GP	G	A	PTS	PIM
Reg. Season	299	35	132	167	293
Playoffs	--	--	--	--	--

ERIC BOGUNIECKI **RW** **#18/23**
Acquired from St. Louis for Steve Poapst, Dec. 2005. Released, July 2006.

2005-06	GP	G	A	PTS	PIM
Reg. Season	38	5	6	11	29
Playoffs	--	--	--	--	--

PATRICK BOILEAU **D** **#5**
Signed as a free agent, Aug. 28, 2003. Released July 2004.

2003-04	GP	G	A	PTS	PIM
Reg. Season	16	3	4	7	8
Playoffs	--	--	--	--	--

LEO BOIVIN **D** **#2**
Claimed from Detroit in Expansion Draft, June 1967. Traded to Minnesota for Duane Rupp, Jan. 1969.

1967-69	GP	G	A	PTS	PIM
Reg. Season	114	14	26	40	100
Playoffs	--	--	--	--	--

BRIAN BONIN **C** **#17**
Selected in ninth round of Entry Draft (Minnesota WCHA), June 1992. Signed as a free agent by Vancouver, Aug. 1999.

1999	GP	G	A	PTS	PIM
Reg. Season	5	0	0	0	0
Playoffs	3	0	0	0	0

DENNIS BONVIE **RW** **#16**
Signed as a free agent, Sept. 20, 1999. Released July 2001.

1999-2001	GP	G	A	PTS	PIM
Reg. Season	31	0	0	0	80
Playoffs	--	--	--	--	--

JOEL BOUCHARD **D** **#39**
Acquired with Mikael Samuelsson, Rico Fata and Richard Lintner from NY Rangers for Alexei Kovalev, Dan LaCouture, Janne Laukkanen and Mike Wilson, Feb. 10, 2003. Signed by Buffalo as a free agent, July 2003.

2003	GP	G	A	PTS	PIM
Reg. Season	7	0	1	1	0
Playoffs	--	--	--	--	--

BOB BOUGHNER **D** **#6**
Acquired from Nashville for Pavel Skrbek, Mar. 13, 2000. Signed by Calgary as a free agent, July 2001.

2000	GP	G	A	PTS	PIM
Reg. Season	69	2	3	5	206
Playoffs	29	0	3	3	37

PHIL BOURQUE **LW/D** **#2/4/29**
Signed as a free agent, June 1982. Signed by NY Rangers as a free agent, June 1992.

1983-84/85-92	GP	G	A	PTS	PIM
Reg. Season	344	75	89	164	435
Playoffs	56	13	12	25	107

PAT BOUTETTE **LW** **#15**
Acquired with Kevin McClelland from Hartford as compensation for Hartford signing Greg Malone, June 1981. Traded to Hartford for rights to Ville Siren, Nov. 1984.

1981-84	GP	G	A	PTS	PIM
Reg. Season	247	65	109	174	548
Playoffs	5	3	1	4	8

RANDY BOYD **D** **#8**
Selected in third round of Entry Draft (Ottawa OHL), June 1980. Traded to Chicago for Greg Fox, Dec. 1983.

1981-83	GP	G	A	PTS	PIM
Reg. Season	84	4	17	21	126
Playoffs	3	0	0	0	11

WALLY BOYER **C** **#18**
Acquired from Montreal for Al MacNeil, June 1968. Released, Jan. 1976.

1968-72	GP	G	A	PTS	PIM
Reg. Season	203	32	62	94	81
Playoffs	10	1	2	3	0

MATT BRADLEY **RW** **#18**
Acquired from San Jose for Wayne Primeau, March 11, 2003. Released July 2005.

2003-05	GP	G	A	PTS	PIM
Reg. Season	82	7	9	16	65
Playoffs	--	--	--	--	--

ANDY BRICKLEY **LW** **#23**
Acquired with Ron Flockhart, Mark Taylor and a first and third round choice in 1984 Entry Draft from Philadelphia for Rich Sutter and a second and third round choice in 1984 Entry Draft, Oct. 1983. Signed as a free agent by New Jersey, June 1986.

1983-85	GP	G	A	PTS	PIM
Reg. Season	95	25	35	60	19
Playoffs	--	--	--	--	--

MICHEL BRIERE **C** **#21**
Selected in second round of Entry Draft (Shawinigan QMJHL), June 1969. Died from injuries sustained in a car accident, May 1970.

1969-70	GP	G	A	PTS	PIM
Reg. Season	76	12	32	44	20
Playoffs	10	5	3	8	2

FORMER PENGUINS

MARTIN BROCHU **G** **#50**
Signed as a free agent, Aug. 22, 2003. Released July 2004.

2003-04	GP	G	A	PTS	PIM
Reg. Season	1	0	0	0	0
Playoffs	--	--	--	--	--

ANDY BROWN **G** **#29/30**
Acquired from Detroit for a third round choice in 1973 Entry Draft and cash, Feb. 1973. Signed as a free agent by Indianapolis (WHA), July 1974.

1973-74	GP	G	A	PTS	PIM
Reg. Season	45	0	0	0	62
Playoffs	--	--	--	--	--

DOUG BROWN **RW** **#24**
Signed as a free agent, Sept. 1993. Claimed by Detroit in Waiver Draft, Jan. 1995.

1993-95	GP	G	A	PTS	PIM
Reg. Season	77	18	37	55	18
Playoffs	6	0	0	0	2

GREG BROWN **D** **#34**
Signed as a free agent, Sept. 1993. Traded to Winnipeg for future considerations, Apr. 1995.

1993-94	GP	G	A	PTS	PIM
Reg. Season	36	3	8	11	28
Playoffs	6	0	1	1	4

ROB BROWN **RW** **#44**
Selected in fourth round of Entry Draft (Kamloops WHL), June 1986. Traded to Hartford for Scott Young, Dec. 1990. Signed as a free agent, June 1997. Released, June 2000.

1987-91/97-2000	GP	G	A	PTS	PIM
Reg. Season	414	150	192	342	392
Playoffs	43	9	10	19	34

KELLY BUCHBERGER **RW** **#7**
Signed as a free agent, July 31, 2003. Released July 2004.

2003-04	GP	G	A	PTS	PIM
Reg. Season	71	1	3	4	109
Playoffs	--	--	--	--	--

MIKE BULLARD **C** **#22**
Selected in first round of Entry Draft (Brantford OHL), June 1980. Traded to Calgary for Dan Quinn, Nov. 1986.

1980-86	GP	G	A	PTS	PIM
Reg. Season	382	186	175	361	388
Playoffs	9	4	4	8	4

TED BULEY **LW** **#24**
Signed as a free agent, Sept. 1983. Released July 1984.

1983-84	GP	G	A	PTS	PIM
Reg. Season	26	3	2	5	12
Playoffs	--	--	--	--	--

CHARLIE BURNS **C** **#9**
Claimed from Oakland in Intra-League Draft, June 1968. Claimed by Minnesota in Intra-League Draft, June 1969.

1968-69	GP	G	A	PTS	PIM
Reg. Season	76	13	38	51	22
Playoffs	--	--	--	--	--

DAVE BURROWS **D** **#4/8**
Selected from Chicago in Intra-League Draft, June 1971. Traded to Toronto for Randy Carlyle and George Ferguson, June 1978. Acquired with Paul Gardner from Toronto for Kim Davis and Paul Marshall, Nov. 1980. Released July 1982.

1971-78/80-82	GP	G	A	PTS	PIM
Reg. Season	573	24	108	132	301
Playoffs	20	1	3	4	16

ROD BUSKAS **D** **#7**
Selected in sixth round of Entry Draft (Medicine Hat WHL) June 1981. Traded to Vancouver for a sixth round choice in 1990 Entry Draft, Oct. 1989. Acquired with Tony Tanti and Barry Pederson for Dan Quinn, Andrew McBain and Dave Capuano, Jan. 1990. Selected by Los Angeles in Waiver Draft, Oct. 1990.

1982-89/90	GP	G	A	PTS	PIM
Reg. Season	431	16	48	64	959
Playoffs	10	0	0	0	23

SVEN BUTENSCHON **D** **#22**
Selected in the third round of Entry Draft (Brandon WHL), June 1994. Traded to Edmonton Oilers for Dan LaCouture, March 14, 2001.

1997-2001	GP	G	A	PTS	PIM
Reg. Season	33	0	1	1	12
Playoffs	--	--	--	--	--

ERIC CAIRNS **D** **#33**
Acquired from Florida for a sixth-round pick in 2006 Entry Draft, Jan. 2006. Released, July 2007.

2006-07	GP	G	A	PTS	PIM
Reg. Season	28	1	0	1	92
Playoffs	--	--	--	--	--

JOCK CALLANDER **RW** **#14/36**
Signed as a free agent, July 1987. Signed as a free agent by Tampa Bay, July 1992.

1987-90/91-92	GP	G	A	PTS	PIM
Reg. Season	101	21	28	49	114
Playoffs	22	3	8	11	10

COLIN CAMPBELL **D** **#6**
Selected in second Round of Entry Draft (Peterborough OHA), May 1973. Rights transferred to Colorado for 1976-77 as part compensation for an earlier deal, Sept. 1976. Claimed by Edmonton in Expansion Draft, June 1979.

1974-76/77-79	GP	G	A	PTS	PIM
Reg. Season	243	14	52	66	517
Playoffs	19	2	7	9	51

DAVE CAPUANO **RW** **#15**
Selected in second round of Entry Draft (Mt. St. Charles HS), June 1986. Traded with Andrew McBain and Dan Quinn to Vancouver for Tony Tanti, Rod Buskas and Barry Pederson, Jan. 1990.

1989-90	GP	G	A	PTS	PIM
Reg. Season	6	0	0	0	2
Playoffs	--	--	--	--	--

STEVE CARDWELL **LW** **#15/20**
Selected in fifth round of Entry Draft (Oshawa OHA) May 1970. Signed by Minnesota (WHA) as a free agent, May 1973.

1970-73	GP	G	A	PTS	PIM
Reg. Season	53	9	11	20	35
Playoffs	4	0	0	0	2

RANDY CARLYLE **D** **#25**
Acquired with George Ferguson from Toronto for Dave Burrows, June 1978. Traded to Winnipeg for a first round choice in 1984 Entry Draft and future considerations, Mar. 1984.

1978-84	GP	G	A	PTS	PIM
Reg. Season	397	66	257	323	582
Playoffs	22	6	8	14	41

SEBASTIEN CARON **G** **#31**
Selected in fourth round of Entry Draft, June 1999. Released July 2006

2002-06	GP	G	A	PTS	PIM
Reg. Season	90	0	1	1	12
Playoffs	--	--	--	--	--

FORMER PENGUINS

GENE CARR C #28

Acquired with Dave Schultz and a fourth round pick in 1978 Entry Draft from Los Angeles for Syl Apps and Hartland Monahan, Nov. 1977. Signed as a free agent by Atlanta, June 1978.

1977-78	GP	G	A	PTS	PIM
Reg. Season	70	17	37	54	76
Playoffs	--	--	--	--	--

TOM CASSIDY C #11

Signed as a free agent, Oct. 1977. Loaned to Baltimore (AHL), Dec. 1977.

1977	GP	G	A	PTS	PIM
Reg. Season	26	3	4	7	15
Playoffs	--	--	--	--	--

JAY CAUFIELD RW #16

Claimed from Minnesota in Waiver Draft, Oct. 1988. Released June 1993.

1988-93	GP	G	A	PTS	PIM
Reg. Season	196	3	7	10	714
Playoffs	14	0	0	0	30

JOHN CHABOT C #9

Acquired from Montreal for Ron Flockhart, Nov. 1984. Signed as a free agent by Detroit, June 1987.

1984-87	GP	G	A	PTS	PIM
Reg. Season	216	36	98	134	26
Playoffs	--	--	--	--	--

BLAIR CHAPMAN RW #9

Selected in the first round of Entry Draft (Saskatoon WHL), June 1976. Traded to St. Louis for Bob Stewart, Nov. 1979.

1976-79	GP	G	A	PTS	PIM
Reg. Season	227	48	51	99	71
Playoffs	10	2	1	3	9

TODD CHARLESWORTH D #2/6/27/34

Selected in second round of Entry Draft (Oshawa OHL), June 1983. Signed as a free agent by Edmonton, June 1989.

1983-84/85-88	GP	G	A	PTS	PIM
Reg. Season	86	3	9	12	41
Playoffs	--	--	--	--	--

ALAIN CHEVRIER G #30

Acquired from Chicago for future considerations, Mar. 1990. Signed as a free agent by Detroit, July 1990.

1990	GP	G	A	PTS	PIM
Reg. Season	3	0	1	1	2
Playoffs	--	--	--	--	--

ANDY CHIODO G #40

Selected in seventh round of Entry Draft, June 2003. Released July 2006.

2002-06	GP	G	A	PTS	PIM
Reg. Season	8	0	0	0	0
Playoffs	--	--	--	--	--

MARC CHORNEY D #16/24

Selected in fifth round of Entry Draft (U. of North Dakota WCHA), Aug. 1979. Traded to Los Angeles for a sixth round choice in 1985 Entry Draft, Oct. 1983.

1980-83	GP	G	A	PTS	PIM
Reg. Season	139	5	18	23	151
Playoffs	7	0	1	1	2

TOM CHORSKE LW #17

Signed as a free agent, Sept. 2, 1999. Released July 2000.

1999-2000	GP	G	A	PTS	PIM
Reg. Season	33	1	5	6	2
Playoffs	--	--	--	--	--

JEFF CHRISTIAN LW #34/28/72

Signed as a free agent, Aug. 1995. Signed by Phoenix as a free agent, July 1997.

1995-97	GP	G	A	PTS	PIM
Reg. Season	15	2	2	4	15
Playoffs	--	--	--	--	--

JEFF CHYCHRUN D #6

Acquired with Brian Benning and a first round choice in the 1992 Entry Draft from Los Angeles for Paul Coffey, Feb. 1992. Traded to Los Angeles for Peter Ahola, Nov. 1992.

1992	GP	G	A	PTS	PIM
Reg. Season	18	0	1	1	37
Playoffs	--	--	--	--	--

KIM CLACKSON D #6

Claimed from Winnipeg in Expansion Draft, June 1979. Sent to Quebec as compensation for Pittsburgh's signing Paul Baxter, Aug. 1980.

1979-80	GP	G	A	PTS	PIM
Reg. Season	45	0	3	3	166
Playoffs	3	0	0	0	37

PAUL COFFEY D #77

Acquired with Dave Hunter and Wayne Van Dorp from Edmonton for Craig Simpson, Chris Joseph, Moe Mantha and Dave Hannan, Nov. 1987. Traded to Los Angeles for Jeff Chychrun, Brian Benning and a first round choice in the 1992 Entry Draft, Feb. 1992.

1987-92	GP	G	A	PTS	PIM
Reg. Season	331	108	332	440	573
Playoffs	23	4	22	26	37

RENE CORBET LW #9

Acquired from Calgary with Tyler Moss for Brad Werenka, Mar. 2000. Released, July 2001.

2000-01	GP	G	A	PTS	PIM
Reg. Season	47	9	9	18	57
Playoffs	24	2	1	3	21

MIKE CORRIGAN LW #27

Acquired from Los Angeles for a fifth round choice in 1977 Entry Draft, Oct. 1976. Released June 1978.

1976-78	GP	G	A	PTS	PIM
Reg. Season	98	22	39	61	46
Playoffs	2	0	0	0	0

JACQUES COSSETTE RW #20/27

Selected in second round of Entry Draft (Sorel QJHL), May 1974. Released Feb. 1985.

1975-76/77-79	GP	G	A	PTS	PIM
Reg. Season	64	8	6	14	29
Playoffs	3	0	1	1	4

CORY CROSS D #4

Acquired from Edmonton with Jani Rita for Dick Tarnstrom, Jan. 26, 2006. Traded to Detroit for a fourth-round draft choice, March 9, 2006.

2005-06	GP	G	A	PTS	PIM
Reg. Season	6	0	1	1	6
Playoffs	--	--	--	--	--

BRUCE CROWDER RW #28

Claimed from Boston in Waiver Draft, Oct. 1984. Released Feb. 1985.

1984-85	GP	G	A	PTS	PIM
Reg. Season	26	4	7	11	23
Playoffs	--	--	--	--	--

GREG CROZIER LW #32

Selected in the third round of the 1994 Entry Draft (Lawrence Academy). Signed by Boston as a free agent, July 2001.

2000-01	GP	G	A	PTS	PIM
Reg. Season	1	0	0	0	0
Playoffs	--	--	--	--	--

FORMER PENGUINS

JOHN CULLEN C #11

Signed as a free agent, June 1988. Traded with Zarley Zalapski and Jeff Parker to Hartford for Ron Francis, Ulf Samuelsson and Grant Jennings, Mar. 1991. Signed as a free agent, Aug. 1994. Signed as a free agent by Tampa Bay, Sept. 1995.

1988-91/94-95	GP	G	A	PTS	PIM
Reg. Season	262	88	184	272	399
Playoffs	20	3	8	11	36

RANDY CUNNEYWORTH LW #15

Acquired with Mike Moller from Buffalo for Pat Hughes, Oct. 1985. Traded with Dave McLwain and Rick Tabaracci to Winnipeg for Andrew McBain, Jim Kyte and Randy Gilhen, June 1989.

1985-89	GP	G	A	PTS	PIM
Reg. Season	295	101	115	216	513
Playoffs	11	3	5	8	26

CHRIS DAHLQUIST D #2/4

Signed as a free agent, May 1985. Traded with Jim Johnson to Minnesota for Peter Taglianetti and Larry Murphy, Dec. 1990.

1985-90	GP	G	A	PTS	PIM
Reg. Season	195	10	26	36	221
Playoffs	2	0	0	0	0

ALEXANDRE DAIGLE RW #11

Signed as a free agent, Aug. 13, 2002. Released, June 2003.

2002-03	GP	G	A	PTS	PIM
Reg. Season	33	4	3	7	8
Playoffs	--	--	--	--	--

J.J. DAIGNEAULT D #36

Acquired from St. Louis for a sixth round choice in 1996 Entry Draft, Mar. 1996. Traded to Anaheim for Garry Valk, Feb. 1997.

1996-97	GP	G	A	PTS	PIM
Reg. Season	66	6	17	23	59
Playoffs	17	1	9	10	36

JOE DALEY G #1

Selected from Detroit in Expansion Draft, June 1967. Claimed by Buffalo on waivers, June 1970.

1967-70	GP	G	A	PTS	PIM
Reg. Season	38	0	0	0	2
Playoffs	--	--	--	--	--

JEFF DANIELS LW #18/20

Selected in sixth round of Entry Draft (Oshawa OHL), June 1986. Traded to Florida for Greg Hawgood, Mar. 1994.

1990-94	GP	G	A	PTS	PIM
Reg. Season	134	8	11	19	36
Playoffs	12	3	2	5	0

KIM DAVIS LW #16/22/30

Selected in third round of Entry Draft (Flin Flon WCHL) June 1977. Traded with Paul Marshall to Toronto for Paul Gardner and Dave Burrows, Nov. 1980.

1977-81	GP	G	A	PTS	PIM
Reg. Season	34	5	7	12	47
Playoffs	4	0	0	0	0

BILLY DEA LW #14

Claimed from Chicago in Expansion Draft, June 1967. Traded to Detroit for Mike McMahon, Oct. 1969.

1967-69	GP	G	A	PTS	PIM
Reg. Season	139	26	20	46	12
Playoffs	--	--	--	--	--

NELSON DeBENEDET LW #23

Acquired from Detroit for Hank Nowak and a third round choice in 1974 Entry Draft, May 1974. Released July 1976.

1974-76	GP	G	A	PTS	PIM
Reg. Season	31	6	3	9	11
Playoffs	--	--	--	--	--

DEAN DeFAZIO LW #12

Selected in ninth round of Entry Draft (Brantford OHA), June 1981. Released July 1986.

1983-84	GP	G	A	PTS	PIM
Reg. Season	22	0	2	2	28
Playoffs	--	--	--	--	--

GILBERT DELORME D #27

Signed as a free agent, July 1989. Released July 1992.

1989-92	GP	G	A	PTS	PIM
Reg. Season	54	3	7	10	44
Playoffs	--	--	--	--	--

AB DeMARCO D #5

Acquired with Steve Durbano and Bob Kelly from St. Louis for Bryan Watson, Greg Polis and a second round pick in 1974 Entry Draft, Jan. 1974. Traded to Vancouver for Barry Wilkins, Nov. 1974.

1974	GP	G	A	PTS	PIM
Reg. Season	42	9	13	22	8
Playoffs	--	--	--	--	--

LARRY DEPALMA LW #12

Claimed from NY Islanders on waivers, Mar. 1994. Released June 1995.

1994-95	GP	G	A	PTS	PIM
Reg. Season	6	1	0	1	5
Playoffs	1	0	0	0	0

PHILIPPE DeROUVILLE G #30

Selected in the fifth round of Entry Draft (College Francais, QMJHL), June 1992. Released July 1997.

1994-97	GP	G	A	PTS	PIM
Reg. Season	3	0	0	0	0
Playoffs	--	--	--	--	--

BOB DILLABOUGH LW #15

Selected from Boston in Expansion Draft, June 1967. Traded to Oakland for Billy Harris, Nov. 1968.

1967-68	GP	G	A	PTS	PIM
Reg. Season	61	7	12	19	20
Playoffs	--	--	--	--	--

GORD DINEEN D #5

Acquired with Scott Bjugstad from Minnesota for Steve Siren and Steve Gotaas, Dec. 1988. Released July 1992.

1988-92	GP	G	A	PTS	PIM
Reg. Season	117	2	10	12	173
Playoffs	11				

FORMER PENGUINS

SEAN DONOVAN RW #18
Acquired off waivers from Atlanta, March 15, 2002. Traded to Calgary for Mathias Johansson and Micki Dupont, March 11, 2003.

2002-03	GP	G	A	PTS	PIM
Reg. Season	65	6	6	12	34
Playoffs	--	--	--	--	--

ROB DOPSON G #1
Signed as a free agent, July 1991. Released July 1994.

1993-94	GP	G	A	PTS	PIM
Reg. Season	2	0	0	0	0
Playoffs	--	--	--	--	--

JUSTIN DUBERMAN RW #37
Signed as a free agent, Nov. 1992. Released June 1995.

1992-95	GP	G	A	PTS	PIM
Reg. Season	4	0	0	0	0
Playoffs	--	--	--	--	--

RON DUGUAY RW #10/35
Acquired from Detroit for Doug Shedden, Mar. 1986. Traded to NY Rangers for Chirs Kontos, Jan. 1987.

1986-87	GP	G	A	PTS	PIM
Reg. Season	53	11	20	31	36
Playoffs	--	--	--	--	--

MICKI DuPONT D #47
Acquired from Calgary with Mathias Johansson for Sean Donovan, March, 2003. Signed with St. Louis, July 2007.

2006-07	GP	G	A	PTS	PIM
Reg. Season	3	0	1	1	4
Playoffs	--	--	--	--	--

STEVE DURBANO D #7
Acquired with Ab DeMarco and Bob Kelly from St. Louis for Bryan Watson, Greg Polis and a second round choice in 1974 Entry Draft, Jan. 1974. Traded with Chuck Arnason and a first round choice in 1976 Entry Draft to Kansas City for Simon Nole, Ed Gilbert and a first round choice in 1976 Entry Draft, Jan. 1976.

1974-76	GP	G	A	PTS	PIM
Reg. Season	66	4	23	27	309
Playoffs	--	--	--	--	--

STEVE DYKSTRA D #22
Selected from Edmonton in Waiver Draft, Oct. 1988. Signed as a free agent by Hartford, Oct. 1989.

1988-89	GP	G	A	PTS	PIM
Reg. Season	65	1	6	7	126
Playoffs	1	0	0	0	2

JOE DZIEDZIC LW #16
Selected in third round of Entry Draft (U. of Minnesota CCHA) June 1990. Signed by Phoenix as a free agent, Aug. 1998.

1995-97	GP	G	A	PTS	PIM
Reg. Season	128	14	14	28	131
Playoffs	21	1	3	4	23

MIKE EASTWOOD C #20
Signed as a free agent, July 31, 2003. Released July 2005.

2003-05	GP	G	A	PTS	PIM
Reg. Season	82	4	15	19	40
Playoffs	--	--	--	--	--

DARRYL EDESTRAND D #25
Purchased from Hershey (AHL), June 1970. Traded to Boston for Nick Beverley, Oct. 1973.

1970-73	GP	G	A	PTS	PIM
Reg. Season	158	25	47	72	140
Playoffs	4	0	2	2	0

TOM EDUR D #2
Acquired from Colorado for Dennis Owchar, Dec. 1977. Retired Sept. 1978.

1977-78	GP	G	A	PTS	PIM
Reg. Season	58	5	38	43	18
Playoffs	--	--	--	--	--

GARY EDWARDS G #30
Acquired from St. Louis for an eighth round choice in 1984 Entry Draft, Feb. 1982. Released Sept. 1982.

1982	GP	G	A	PTS	PIM
Reg. Season	6	0	0	0	2
Playoffs	--	--	--	--	--

MARV EDWARDS G #30
Signed as a free agent, Sept. 1967. Sold to Toronto, June 1969.

1968-69	GP	G	A	PTS	PIM
Reg. Season	1	0	0	0	0
Playoffs	--	--	--	--	--

ROY EDWARDS G #1
Selected from Chicago in Expansion Draft, June 1967. Traded to Detroit for Hank Bassen, Sept. 1967. Purchased from Detroit, June 1971. Traded to Detroit for a second round choice in 1973 and 1974 Drafts, Oct. 1972.

1971-72	GP	G	A	PTS	PIM
Reg. Season	15	0	1	1	0
Playoffs	--	--	--	--	--

NILS EKMAN LW #28
Acquired from San Jose with Patrick Ehelechner for a second round pick in 2007 Entry Draft. Released July 2007.

2006-07	GP	G	A	PTS	PIM
Reg. Season	34	6	9	15	24
Playoffs	--	--	--	--	--

SHANE ENDICOTT C #23/14
Selected in second round of Entry Draft, June 2000. Released July 2006.

2001-06	GP	G	A	PTS	PIM
Reg. Season	45	1	2	3	47
Playoffs	--	--	--	--	--

BRYAN ERICKSON RW #14
Acquired from Los Angeles for Chris Kontos and a sixth round choice in 1988 Draft, Feb. 1988. Released, Aug. 1988.

1988	GP	G	A	PTS	PIM
Reg. Season	11	1	4	5	0
Playoffs	--	--	--	--	--

BOB ERREY LW #10/12
Selected in first round of Entry Draft (Peterborough OHL) June 1983. Traded to Buffalo for Mike Ramsey, Mar. 1993.

1983-93	GP	G	A	PTS	PIM
Reg. Season	572	132	140	272	651
Playoffs	49	9	4	13	51

PAT FALLOON RW #14
Claimed off of waivers from Edmonton, Feb. 2000. Released, June 2000.

2000	GP	G	A	PTS	PIM
Reg. Season	30	4	9	13	10
Playoffs	10	1	0	1	2

RICO FATA LW #19/9
Acquired from NY Rangers with Mikael Samuelsson, Joel Bouchard, Richard Lintner and future considerations for Alexei Kovalev, Dan LaCouture, Janne Laukkanen and Mike Wilson, Feb. 10 2003. Claimed on waivers by Atlanta on Jan. 31, 2006.

2003-05	GP	G	A	PTS	PIM
Reg. Season	120	21	26	47	74
Playoffs	--	--	--	--	--

FORMER PENGUINS

MARIO FAUBERT D #5/24/28
Selected in fourth round of Entry Draft (St. Louis U. CCHA), May 1974. Released June 1983.

1974-78/79-82	GP	G	A	PTS	PIM
Reg. Season	231	21	90	111	222
Playoffs	10	2	2	4	6

TONY FELTRIN D #33
Selected in fourth round of Entry Draft (Victoria WHL), June 1980. Loaned to Salt Lake (CHL), Oct. 1983.

1980-83	GP	G	A	PTS	PIM
Reg. Season	39	3	3	6	44
Playoffs	--	--	--	--	--

ANDREW FERENCE D #7
Selected in the eighth round of the 1997 Entry Draft. Traded to Calgary for a conditional draft pick, Feb. 10, 2003.

1999-2003	GP	G	A	PTS	PIM
Reg. Season	163	11	25	36	157
Playoffs	18	3	7	10	16

GEORGE FERGUSON RW #11
Acquired with Randy Carlyle from Toronto for Dave Burrows, June 1978. Traded with a first round pick in 1983 Entry Draft to Minnesota for Anders Hakansson, Ron Meighan and a first round choice in 1983 Entry Draft, Oct. 1982.

1978-83	GP	G	A	PTS	PIM
Reg. Season	310	89	106	195	162
Playoffs	22	4	11	15	13

CHRIS FERRARO RW #57
Claimed off waivers from NY Rangers, Oct. 1997. Signed by Edmonton as a free agent, Aug. 1998.

1997-98	GP	G	A	PTS	PIM
Reg. Season	46	3	4	7	43
Playoffs	--	--	--	--	--

PETER FERRARO RW #17
Claimed off waivers from NY Rangers, Oct. 1997. Claimed on waivers by NY Rangers, Jan. 1998.

1997-98	GP	G	A	PTS	PIM
Reg. Season	29	3	4	7	12
Playoffs	--	--	--	--	--

RUSTY FITZGERALD LW #34/52
Selected in second round of Entry Draft (Duluth East HS), June 1991. Released July 1996.

1994-96	GP	G	A	PTS	PIM
Reg. Season	25	2	2	4	12
Playoffs	5	0	0	0	4

JOHN FLESCH LW #11
Signed as a free agent, Feb. 1978. Released June 1978.

1978	GP	G	A	PTS	PIM
Reg. Season	29	7	5	12	19
Playoffs	--	--	--	--	--

RON FLOCKHART C #9
Acquired with Mark Taylor, Andy Brickley and a first and third round choice in 1984 Entry Draft from Philadelphia for Rich Sutter and a second and third round choice in 1984 Entry Draft, Oct. 1983. Traded to Montreal for John Chabot, Nov. 1984.

1983-84	GP	G	A	PTS	PIM
Reg. Season	80	27	23	50	44
Playoffs	--	--	--	--	--

DAN FOCHT D #4
Acquired from Phoenix with Ramzi Abid and Guillaume Lefebvre for Jan Hrdina and Francois Leroux, March 11, 2003. Released July 2004.

2003-04	GP	G	A	PTS	PIM
Reg. Season	64	2	6	8	124
Playoffs	--	--	--	--	--

BRYAN FOGARTY D #33
Acquired from Quebec for rights to Scott Young, Mar. 1992. Released June 1993.

1992-93	GP	G	A	PTS	PIM
Reg. Season	12	0	4	4	4
Playoffs	--	--	--	--	--

VAL FONTEYNE LW #8
Selected from Detroit in Expansion Draft, June 1967. Signed by Edmonton (WHA), Sept. 1972.

1967-72	GP	G	A	PTS	PIM
Reg. Season	349	39	82	121	4
Playoffs	14	0	2	2	2

BRIAN FORD G #31
Acquired from Quebec for Tom Thornbury, Dec. 1984. Released July 1985.

1984-85	GP	G	A	PTS	PIM
Reg. Season	8	0	0	0	0
Playoffs	--	--	--	--	--

COREY FOSTER D #4
Signed as a free agent, Aug. 1995. Claimed by NY Islanders in Waiver Draft, Sept. 1996.

1995-96	GP	G	A	PTS	PIM
Reg. Season	11	2	2	4	2
Playoffs	3	0	0	0	4

GREG FOX D #2
Acquired from Chicago for Randy Boyd, Dec. 1983. Released July 1985.

1983-85	GP	G	A	PTS	PIM
Reg. Season	75	4	10	14	92
Playoffs	--	--	--	--	--

RON FRANCIS C #9/10
Acquired with Ulf Samuelsson and Grant Jennings from Hartford for John Cullen, Zarley Zalapski and Jeff Parker, Mar. 1991. Signed as a free agent by Carolina, July 1998.

1991-98	GP	G	A	PTS	PIM
Reg. Season	533	164	449	613	410
Playoffs	97	32	68	100	67

DAN FRAWLEY RW #28
Claimed from Chicago in Waiver Draft, Oct. 1985. Released June 1990.

1985-90	GP	G	A	PTS	PIM
Reg. Season	240	33	47	80	610
Playoffs	--	--	--	--	--

MAXIM GALANOV D #47
Claimed from NY Rangers in Waiver Draft, Oct. 1998. Selected by Atlanta in Expansion Draft, June 1999.

1998-99	GP	G	A	PTS	PIM
Reg. Season	51	4	3	7	14
Playoffs	1	0	0	0	0

PERRY GANCHAR RW #8
Acquired from Montreal for future considerations, Dec. 1987. Released June 1990.

1987-90	GP	G	A	PTS	PIM
Reg. Season	33	2	5	7	36
Playoffs	--	--	--	--	--

PAUL GARDNER C #20/30
Acquired with Dave Burrows from Toronto for Kim Davis and Paul Marshall, Nov. 1980. Signed as a free agent by Washington, July 1984.

1980-84	GP	G	A	PTS	PIM
Reg. Season	207	98	105	203	105
Playoffs	10	2	5	7	10

FORMER PENGUINS

ROB GARNER C #24
Selected in fifth round of Entry Draft (Toronto OHL), June 1978. Released Aug. 1983.

1982-83	GP	G	A	PTS	PIM
Reg. Season	1	0	0	0	0
Playoffs	--	--	--	--	--

STEVE GATZOS RW #26/28
Selected in second round of Entry Draft (Sault Ste. Marie OHL), June 1981. Released Oct. 1986.

1981-85	GP	G	A	PTS	PIM
Reg. Season	89	15	20	35	83
Playoffs	1	0	0	0	0

ROBERT GEALE C #28
Selected in eighth round of Entry Draft (Portland WHL), June 1980. Released Dec. 1985.

1984-85	GP	G	A	PTS	PIM
Reg. Season	1	0	0	0	2
Playoffs	--	--	--	--	--

LEE GIFFIN RW #11/17/34
Selected in second round of Entry Draft (Oshawa OHL), June 1985. Traded to NY Rangers for future considerations, Sept. 1989.

1986-89	GP	G	A	PTS	PIM
Reg. Season	27	1	3	4	9
Playoffs	--	--	--	--	--

ED GILBERT C #23
Acquired with Simon Nolet and a first round choice in 1976 Entry Draft from Kansas City for Steve Durbano, Chuck Arnason and a first round choice in 1976 Entry Draft, Jan. 1976. Released June 1976.

1976	GP	G	A	PTS	PIM
Reg. Season	45	1	1	2	0
Playoffs	--	--	--	--	--

STAN GILBERTSON LW #15
Acquired from Washington for Harvey Bennett, Dec. 1975. Released June 1978.

1975-77	GP	G	A	PTS	PIM
Reg. Season	115	19	17	36	19
Playoffs	3	1	1	2	2

RANDY GILHEN C #15/19
Acquired with Jim Kyte and Andrew McBain from Winnipeg for Randy Cunneynworth, Rick Tabaracci and Dave McLlwain, June 1989. Claimed by Minnesota in Expansion Draft, May 1991.

1989-91	GP	G	A	PTS	PIM
Reg. Season	133	20	21	41	105
Playoffs	16	1	0	1	14

BOB GLADNEY D #33
Signed as a free agent, Sept. 1983. Retired Oct. 1984.

1983-84	GP	G	A	PTS	PIM
Reg. Season	13	1	5	6	2
Playoffs	--	--	--	--	--

DAVE GOERTZ D #32
Selected in tenth round of Entry Draft (Regina WHL) June 1983. Released June 1989.

1987-88	GP	G	A	PTS	PIM
Reg. Season	2	0	0	0	2
Playoffs	--	--	--	--	--

STEVE GOTAAS C #16
Selected in fifth round of Entry Draft (Prince Albert WHL) June 1985. Traded with Ville Siren to Minnesota for Scott Bjuggstad and Gord Dineen, Dec. 1988.

1987-88	GP	G	A	PTS	PIM
Reg. Season	36	5	6	11	45
Playoffs	--	--	--	--	--

PAT GRAHAM LW #24
Selected in sixth round of Entry Draft (Niagra Falls OHL), June 1980. Traded with Nick Ricci to Toronto for Rocky Saganuik and Vincent Tremblay, Aug. 1983.

1981-83	GP	G	A	PTS	PIM
Reg. Season	62	7	13	20	71
Playoffs	4	0	0	0	2

TUOMAS GRONMAN D #42
Acquired from Chicago for Greg Johnson, Oct. 1997. Released July 1999.

1997-99	GP	G	A	PTS	PIM
Reg. Season	22	1	2	3	25
Playoffs	1	0	0	0	0

SCOTT GRUHL LW #38
Signed as a free agent, Dec. 1987. Released July 1988.

1987-88	GP	G	A	PTS	PIM
Reg. Season	6	1	0	1	0
Playoffs	--	--	--	--	--

STEVE GUENETTE G #1/30
Signed as a free agent, July 1986. Traded to Calgary for a sixth round choice in 1989 Entry Draft, Jan. 1989.

1986-89	GP	G	A	PTS	PIM
Reg. Season	32	0	1	1	2
Playoffs	--	--	--	--	--

VIC HADFIELD LW #11
Acquired from NY Rangers for Nick Beverley, May 1974. Retired June 1977.

1974-77	GP	G	A	PTS	PIM
Reg. Season	163	61	79	140	118
Playoffs	10	5	2	7	11

ANDERS HAKANSSON LW #11
Acquired with Ron Meighan and a first round choice in 1983 Entry Draft from Minnesota for George Ferguson and a first round choice in 1983 Entry Draft, Oct. 1982. Traded to Los Angeles for rights to Kevin Stevens, Sept. 1983.

1982-83	GP	G	A	PTS	PIM
Reg. Season	62	9	12	21	26
Playoffs	--	--	--	--	--

JIM HAMILTON LW #13/23/28
Selected in second round of Entry Draft (London OHL), June 1977. Released Jan. 1985.

1978-79/84-85	GP	G	A	PTS	PIM
Reg. Season	95	14	18	32	28
Playoffs	6	3	0	3	0

DAVE HANNAN C #20/32
Selected in tenth round of Entry Draft (Brantford OHA), June 1981. Traded with Craig Simpson, Moe Mantha and Chris Joseph to Edmonton for Paul Coffey, Dave Hunter and Wayne Van Dorp, Nov. 1987. Claimed from Edmonton in Waiver Draft, Oct. 1988. Claimed by Toronto in Waiver Draft, Oct. 1989.

1981-88/88-89	GP	G	A	PTS	PIM
Reg. Season	355	60	88	148	530
Playoffs	8	0	1	1	4

NICK HARBARUK RW #11
Selected from Vancouver in Intra-League Draft, June 1969. Traded to St. Louis for Bob Johnson, Oct. 1973.

1969-73	GP	G	A	PTS	PIM
Reg. Season	308	40	61	101	257
Playoffs	14	3	1	4	20

BILLY HARRIS C #15
Acquired from Oakland for Bill Dillabough, Nov. 1968. Retired Oct. 1969.

1968-69	GP	G	A	PTS	PIM
Reg. Season	55	7	13	20	8
Playoffs	--	--	--	--	--

FORMER PENGUINS

PAUL HARRISON G #1
Acquired from Toronto for future considerations, Sept. 1981. Claimed by Buffalo off waivers, Feb. 1982.

1981-82	GP	G	A	PTS	PIM
Reg. Season	13	0	0	0	0
Playoffs	--	--	--	--	--

KEVIN HATCHER D #4
Acquired from Dallas for Sergei Zubov, June 1996. Traded to NY Rangers for Peter Popovic, Oct. 1999.

1996-99	GP	G	A	PTS	PIM
Reg. Season	220	45	95	140	193
Playoffs	24	4	4	8	2

GREG HAWGOOD D #4
Acquired from Florida for Jeff Daniels, Mar. 1994. Released June 1995.

1994-95	GP	G	A	PTS	PIM
Reg. Season	33	2	6	8	33
Playoffs	1	0	0	0	0

JOHAN HEDBERG G #1
Acquired with Bobby Dollas from San Jose for Jeff Norton, March 12, 2001. Traded to Vancouver for a second-round choice in the 2004 Entry Draft, Aug. 2003.

2001-03	GP	G	A	PTS	PIM
Reg. Season	116	0	3	3	40
Playoffs	18	0	0	0	0

SHAWN HEINS D #57
Acquired from San Jose for a conditional draft pick, Feb. 9, 2003. Released July 2003.

2003	GP	G	A	PTS	PIM
Reg. Season	27	1	1	2	33
Playoffs	--	--	--	--	--

DENIS HERRON G #1/29
Selected in third round of Entry Draft (Trois Rivières QJHL) June 1972. Traded with Jean Guy Legace to Kansas City for Michel Plasse, June 1975. Signed as a free agent, Aug. 1976. Traded with a second round choice in 1982 Entry Draft to Montreal for Pat Hughes and Rob Holland, Aug. 1979. Acquired from Montreal for a third round choice in 1985 Entry Draft, Sept. 1982. Released July 1986.

1972-79/82-86	GP	G	A	PTS	PIM
Reg. Season	290	0	6	6	67
Playoffs	10	0	0	0	5

BRYAN HEXTALL C #7
Purchased from Toronto, May 1969. Claimed on waivers by Atlanta, Jan. 1974.

1969-74	GP	G	A	PTS	PIM
Reg. Season	335	71	115	186	498
Playoffs	14	0	3	3	43

BILLY HICKE RW #9
Purchased from California, Sept. 1971. Sold to Detroit, Nov. 1971.

1971	GP	G	A	PTS	PIM
Reg. Season	12	2	0	2	6
Playoffs	--	--	--	--	--

ALEX HICKS C #33
Acquired with Fredrik Olausson from Anaheim for Shawn Antoski and Dmitri Mironov, Nov. 1996. Signed as a free agent by San Jose, Sept. 1998.

1996-98	GP	G	A	PTS	PIM
Reg. Season	113	12	28	40	130
Playoffs	11	0	1	1	4

WAYNE HICKS RW #16
Purchased from Philadelphia, Feb. 1968. Released, June 1970.

1968-70	GP	G	A	PTS	PIM
Reg. Season	15	4	7	11	2
Playoffs	--	--	--	--	--

ANDY HILBERT C #9
Claimed off waivers from Chicago, Mar. 2006. Signed by NY Islanders as a free agent July 2006.

2005-06	GP	G	A	PTS	PIM
Reg. Season	19	7	11	18	16
Playoffs	--	--	--	--	--

RANDY HILLIER D #23/34
Acquired from Boston for a fourth round choice in 1985 Entry Draft, Oct. 1984. Signed as a free agent by NY Islanders, June 1991.

1984-91	GP	G	A	PTS	PIM
Reg. Season	343	13	79	92	594
Playoffs	17	0	1	1	73

TODD HLUSHKO LW #28
Acquired with German Titov from Calgary for Ken Wreggett and Dave Roche, June 1998. Released July 1999.

1998-99	GP	G	A	PTS	PIM
Reg. Season	--	--	--	--	--
Playoffs	2	0	0	0	0

PAUL HOGANSON G #1
Selected in fifth round of Entry Draft (Toronto OHA), June 1969. Signed by Los Angeles (WHA) as a free agent, July 1973.

1970-71	GP	G	A	PTS	PIM
Reg. Season	2	0	0	0	0
Playoffs	--	--	--	--	--

ROB HOLLAND G #1
Acquired with Pat Hughes from Montreal for Dennis Herron and a second round choice in the 1982 Entry Draft, Aug. 1979. Signed by NY Islanders as a free agent, Sept. 1981.

1979-81	GP	G	A	PTS	PIM
Reg. Season	44	0	0	0	2
Playoffs	--	--	--	--	--

BRIAN HOLZINGER C #15
Acquired from Tampa Bay for Marc Bergevin, March 11, 2003. Traded to Columbus for Lasse Pirjeta, March 9, 2004.

2002-03	GP	G	A	PTS	PIM
Reg. Season	70	7	17	24	44
Playoffs	--	--	--	--	--

TIM HORTON D #3/24
Selected from NY Rangers in Intra-League Draft, June 1971. Selected by Buffalo in Intra-League Draft, June 1972.

1971-72	GP	G	A	PTS	PIM
Reg. Season	44	2	9	11	40
Playoffs	4	0	1	1	2

GREG HOTHAM D #6
Acquired from Toronto for a sixth round choice in 1982 Entry Draft, Feb. 1982. Released July 1986.

1982-86	GP	G	A	PTS	PIM
Reg. Season	170	11	63	74	118
Playoffs	5	0	3	3	6

JAN HRDINA C #38
Selected in the fifth round of the 1995 Entry Draft (Seattle, WHL). Traded to Phoenix with Francois Leroux for Dan Focht, Guillaume Lefebvre and Ramzi Abid, March 11, 2003.

1998-2003	GP	G	A	PTS	PIM
Reg. Season	365	79	147	226	209
Playoffs	40	10	14	24	22

JIRI HRDINA C #38
Acquired from Calgary for Jim Kyte, Dec. 1990. Retired June 1992.

1990-92	GP	G	A	PTS	PIM
Reg. Season	93	9	27	36	29
Playoffs	35	2	4	6	22

FORMER PENGUINS

TIM HRYNEWICH LW #28
Selected in the second round of Entry Draft (Sudbury OHL), June 1982. Traded with Marty McSorley to Edmonton for Gilles Meloche, Sept. 1985.
1982-84 GP G A PTS PIM
Reg. Season 55 6 8 14 82
Playoffs -- -- -- -- --

LEX HUDSON D #5
Selected in twelfth round of Entry Draft (Denver WCHA), June 1975. Retired Mar. 1980.
1978-79 GP G A PTS PIM
Reg. Season 2 0 0 0 0
Playoffs 2 0 0 0 0

MIKE HUDSON C #16
Claimed from NY Rangers in Waiver Draft, Jan. 1995. Released July 1995.
1995 GP G A PTS PIM
Reg. Season 40 2 9 11 34
Playoffs 11 0 0 0 6

PAT HUGHES RW #24
Acquired with Rob Holland from Montreal for Dennis Herron and a second round choice in 1982 Entry Draft, Aug. 1979. Traded to Edmonton for Pat Price, Mar. 1981.
1979-81 GP G A PTS PIM
Reg. Season 134 28 23 51 239
Playoffs 5 0 0 0 21

DAVE HUNTER LW #20
Acquired with Paul Coffey and Wayne Van Dorp from Edmonton for Craig Simpson, Dave Hannan, Chris Joseph and Moe Mantha, Nov. 1987. Sent to Edmonton as compensation for Pittsburgh's claiming Dave Hannan in Waiver Draft, Oct. 1988.
1987-88 GP G A PTS PIM
Reg. Season 59 11 18 29 77
Playoffs -- -- -- -- --

MATT HUSSEY C #7/28
Selected in ninth round of Entry Draft, June 1998. Released July 2006.
2003-06 GP G A PTS PIM
Reg. Season 16 2 2 4 0
Playoffs -- -- -- -- --

VICTOR IGNATJEV D #46/23
Signed as a free agent, Aug. 1998. Released July 1999.
1998-99 GP G A PTS PIM
Reg. Season 11 0 1 1 6
Playoffs 1 0 0 0 2

EARL INGARFIELD C #10
Selected from Detroit in Expansion Draft, June 1967. Traded with Dick Mattiussi and Gene Ubricco to Oakland for George Swarbrick, Bryan Watson and Tracey Pratt, Jan. 1969.
1967-69 GP G A PTS PIM
Reg. Season 90 23 37 60 16
Playoffs -- -- -- -- --

GARY INNESS G #29/30
Signed as a free agent, June 1973. Traded to Phila. for Bobby Taylor & Ed Van Impe, March 1976.
1973-76 GP G A PTS PIM
Reg. Season 100 0 2 2 4
Playoffs 9 0 0 0 2

RIC JACKMAN D #55/22
Acquired from Toronto for Drake Berehowsky, Feb. 11, 2004. Traded to Florida for Petr Tavecik, March 9, 2006.

2004-06 GP G A PTS PIM
Reg. Season 74 13 39 52 60
Playoffs -- -- -- -- --

JAROMIR JAGR RW #68
Selected in the first round of Entry Draft (Kladno Czech), June 1990. Traded to Washington with Frantisek Kucera for Kris Beech, Michal Sivek and Ross Lupaschuk, July 11, 2001.

1990-2001 GP G A PTS PIM
Reg. Season 806 439 640 1079 593
Playoffs 140 65 82 147 121

ARTO JAVANAINEN RW #19
Selected in fifth round of the 1984 Entry Draft. Released May 1985.

1984-85 GP G A PTS PIM
Reg. Season 14 4 1 5 2
Playoffs -- -- -- -- --

GRANT JENNINGS D #3
Acquired with Ron Francis and Ulf Samuelsson from Hartford for John Cullen, Zarley Zalapski and Jeff Parker, Mar. 1991. Traded to Toronto for Drake Berehowsky, Apr. 1995.
1991-95 GP G A PTS PIM
Reg. Season 210 7 21 28 357
Playoffs 38 1 1 2 38

ANDREAS JOHANSSON C #38
Acquired with Darius Kasparaitis from NY Islanders for Bryan Smolinski, Nov. 1996. Signed as a free agent by Ottawa, Sept. 1998.

1996-98 GP G A PTS PIM
Reg. Season 77 7 17 24 40
Playoffs 1 0 0 0 0

MATHIAS JOHANSSON C #20
Acquired from Calgary with Micki Dupont for Shean Donovan, March 11, 2003. Released July 2003.
2003 GP G A PTS PIM
Reg. Season 12 1 5 6 4
Playoffs -- -- -- -- --

BOB JOHNSON G #1
Acquired from St. Louis for Nick Harbaruk, Oct. 1973. Released Aug. 1975.
1974-75 GP G A PTS PIM
Reg. Season 12 0 0 0 6
Playoffs -- -- -- -- --

GREG JOHNSON C #20/9/22
Acquired from Detroit for Tomas Sandstrom, Jan. 1997. Traded to Chicago for Tuomas Gronman, Oct. 1997.
1997 GP G A PTS PIM
Reg. Season 37 8 9 17 16
Playoffs 5 1 0 1 2

JIM JOHNSON D #6
Signed as a free agent, June 1985. Traded with Chris Dahlquist to Minnesota for Peter Taglianetti and Larry Murphy, Dec. 1990.
1985-90 GP G A PTS PIM
Reg. Season 390 14 95 109 658
Playoffs 11 0 5 5 44

MARK JOHNSON C #9
Selected in fourth round of Entry Draft (Wisconsin WCHA), June 1977. Traded to Minnesota for a second round choice in 1982 Entry Draft, Mar. 1982.
1980-82 GP G A PTS PIM
Reg. Season 136 23 39 62 84
Playoffs 10 4 3 7 6

FORMER PENGUINS

STAN JONATHAN LW #9
Acquired from Boston for future considerations, Nov. 1982. Rights returned to Boston, Apr. 1983.
1982-83 GP G A PTS PIM
Reg. Season 19 0 3 3 13
Playoffs -- -- -- -- --

RON JONES D #6
Selected from Boston in Intra-League Draft, June 1973. Traded to Washington for Pete LaFramboise, Jan. 1975.
1973-74 GP G A PTS PIM
Reg. Season 25 0 3 3 15
Playoffs -- -- -- -- --

HANS JONSSON D #8
Selected in the 11th round of the 1993 Entry Draft. Released July 2003.
1999-2003 GP G A PTS PIM
Reg. Season 242 10 38 48 92
Playoffs 27 0 1 1 14

CHRIS JOSEPH D #22/23
Selected in first round of Entry Draft (Seattle WHL), June 1987. Traded with Craig Simpson, Dave Hannan and Moe Mantha to Edmonton for Paul Coffey, Dave Hunter and Wayne Van Dorp, Nov. 1987. Claimed from Tampa Bay in Waiver Draft, Jan. 1995. Claimed by Vancouver in Waiver Draft, Sept. 1996.
1987/95-96 GP G A PTS PIM
Reg. Season 120 10 28 38 129
Playoffs 25 2 1 3 20

MARK KACHOWSKI LW #26
Signed as a free agent, Aug. 1987. Released July 1992.
1987-90 GP G A PTS PIM
Reg. Season 64 6 5 11 209
Playoffs -- -- -- -- --

SHELDON KANNEGIESSER D #6/16
Acquired with Syl Apps from NY Rangers for Glen Sather, Jan. 1971. Traded to NY Rangers for Steve Andrasick, Mar. 1973.
1971-73 GP G A PTS PIM
Reg. Season 75 2 6 8 76
Playoffs -- -- -- -- --

LADISLAV KARABIN LW #37
Selected in ninth round of Entry Draft (Bratislava Czech), June 1990. Released July 1994.
1993-94 GP G A PTS PIM
Reg. Season 9 0 0 0 2
Playoffs -- -- -- -- --

DARIUS KASPARAITIS D #26/11
Acquired with Andreas Johansson from NY Islanders for Bryan Smolinski, Nov. 1996. Traded to Colorado for Ville Nieminen and Rick Berry, Mar. 2002.
1996-2002 GP G A PTS PIM
Reg. Season 405 15 68 83 661
Playoffs 38 2 2 4 50

RIK KEHOE RW #8/17
Acquired from Toronto for Blaine Stoughton and a first round choice in 1977 Entry Draft, Sept. 1974. Retired June 1985.
1974-85 GP G A PTS PIM
Reg. Season 722 312 324 636 88
Playoffs 37 4 17 21 2

BOB KELLY LW #22
Acquired with Ab DeMarco and Steve Durbano from St. Louis for Greg Polis, Bryan Watson and a second round choice in 1974 Entry Draft, Jan. 1974. Signed as a free agent by Chicago, Aug. 1977.
1974-77 GP G A PTS PIM
Reg. Season 250 69 85 154 462
Playoffs 15 6 3 9 23

DAN KESA RW #28/25
Signed as a free agent, Aug. 1998. Released July 1999.
1998-99 GP G A PTS PIM
Reg. Season 67 2 8 10 27
Playoffs 13 1 0 1 0

RIK KESSELL C #14/15/23
Selected in first round of Entry Draft (Oshawa OHA), June 1969. Claimed by Salt Lake (CHL) in Reverse Draft, June 1973.
1969-73 GP G A PTS PIM
Reg. Season 83 2 18 20 4
Playoffs -- -- -- -- --

OREST KINDRACHUK C #26
Acquired with Tom Bladon and Ross Lonsberry from Philadelphia for a first round choice in 1978 Entry Draft, June 1978. Signed as a free agent by Washington, Sept. 1981.
1978-81 GP G A PTS PIM
Reg. Season 144 38 80 118 181
Playoffs 7 4 1 5 7

PETR KLIMA RW #85
Acquired from Los Angeles for a conditional draft pick, Oct. 1996. Released Jan. 1997.
1996-97 GP G A PTS PIM
Reg. Season 9 1 3 4 4
Playoffs -- -- -- -- --

KONSTANTIN KOLTSOV RW #71
Selected in first round of Entry Draft, June 1999. Released July 2006.
2002-06 GP G A PTS PIM
Reg. Season 144 12 26 38 50
Playoffs -- -- -- -- --

GEORGE KONIK D #18
Acquired with Paul Andrea, Dunc McCallum and Frank Francis from NY Rangers for Larry Jeffrey, June 1967. Purchased by Oakland, Jun 1968.
1967-68 GP G A PTS PIM
Reg. Season 52 7 8 15 26
Playoffs -- -- -- -- --

CHRIS KONTOS C #14
Acquired from NY Rangers for Ron Duguay, Jan. 1987. Traded to Los Angeles for Bryan Erickson, Feb. 1988.
1987-88 GP G A PTS PIM
Reg. Season 67 9 16 25 18
Playoffs -- -- -- -- --

TOM KOSTOPOULOS RW #36/37
Selected in the seventh round of the 1999 Entry Draft (London, OHL). Signed by Los Angeles as a free agent, July 2004.
2001-04 GP G A PTS PIM
Reg. Season 79 10 16 26 76
Playoffs -- -- -- -- --

ALEXEI KOVALEV RW #27
Acquired from NY Rangers with Harry York and future considerations for Petr Nedved, Chris Tamer and Sean Pronger, Nov. 25, 1998. Traded to NY Rangers with Dan LaCouture, Janne Laukkanen and Mike Wilson for Mikael Samuelsson, Rico Fata, Joel Bouchard and Richard Lintner, Feb. 10, 2003.
1998-2003 GP G A PTS PIM
Reg. Season 345 149 198 347 357
Playoffs 39 11 17 28 49

FRANTISEK KUCERA D #26
Acquired from Columbus for a sixth round choice in 2001 Entry Draft, Mar. 14, 2001. Traded to Washington with Jaromir Jagr for Kris Beech, Michal Sivek and Ross Lupaschuk, August, 2001.
2001 GP G A PTS PIM
Reg. Season 7 0 2 2 0
Playoffs -- -- -- -- --

FORMER PENGUINS

JOEL KWIAKOWSKI D #6
Acquired from Florida for a fourth-round pick in 2007 Entry Draft on Feb. 27, 2007 Released July 2007.

2007	GP	G	A	PTS	PIM
Reg. Season	1	0	0	0	0
Playoffs	--	--	--	--	--

JIM KYTE D #3
Acquired with Andrew McBain and Randy Gilhen from Winnipeg for Randy Cunneyworth, Rick Tabaracci and Dave McLlwain, June 1989. Traded to Calgary for Jiri Hrdina, Dec. 1990.

1989-90	GP	G	A	PTS	PIM
Reg. Season	57	3	1	4	127
Playoffs	--	--	--	--	--

YVON LABRE D #15/20
Selected in third round of Entry Draft (Toronto OHA), June 1969. Selected by Washington in Expansion Draft, June 1974.

1970-71/73-74	GP	G	A	PTS	PIM
Reg. Season	37	2	3	5	32
Playoffs	--	--	--	--	--

DAN LACOUTURE LW #22/33
Acquired from Edmonton for Sven Butenschon, March 14, 2001. Traded to NY Rangers with Alexei Kovalev, Janne Laukkanen and Mike Wilson for Mikael Samuelsson, Rico Fata, Joel Bouchard and Richard Lintner, Feb. 10, 2003.

2001-03	GP	G	A	PTS	PIM
Reg. Season	137	8	13	21	157
Playoffs	5	0	0	0	2

PETE LaFRAMBOISE LW #27
Acquired from Washington for Ron Jones, Jan. 1975. Released Sept. 1976.

1975-76	GP	G	A	PTS	PIM
Reg. Season	35	5	13	18	8
Playoffs	9	1	0	1	0

JEAN GUY LAGACE D #23/24
Acquired from Montreal for Larry Hillman, Nov. 1968. Selected by Minnesota in Intra-League Draft, June 1970. Acquired from Buffalo for Terry Ball, Jan. 1971. Traded with Denis Herron to Kansas City for Michel Plasse, Jan. 1975.

1968-69/72-75	GP	G	A	PTS	PIM
Reg. Season	106	4	20	24	119
Playoffs	--	--	--	--	--

PATRICK LALIME G #40
Selected in sixth round of Entry Draft (Shawinigan QMJHL), June 1993. Rights traded to Anaheim for Sean Pronger, Mar. 1998.

1996-97	GP	G	A	PTS	PIM
Reg. Season	39	0	0	0	0
Playoffs	--	--	--	--	--

RON LALONDE C #16
Selected in fourth round of Entry Draft (Peterborough OHA), June 1972. Traded to Washington for Lew Morrison, Dec. 1974.

1972-74	GP	G	A	PTS	PIM
Reg. Season	108	10	20	30	16
Playoffs	--	--	--	--	--

MITCH LAMOREUX C #12
Selected in eighth round of Entry Draft (Oshawa OHL), June 1981. Released July 1986.

1983-85	GP	G	A	PTS	PIM
Reg. Season	70	12	9	21	59
Playoffs	--	--	--	--	--

ROBERT LANG C #20
Signed as a free agent, Sept. 1997. Claimed by Boston in Waiver Draft, Sept. 1997. Claimed off waivers from Boston, Oct. 1997. Signed by Washington as a free agent, July 2002.

1997-2001	GP	G	A	PTS	PIM
Reg. Season	283	85	126	211	80
Playoffs	45	7	12	19	6

TED LANYON D #5
Purchased from Cleveland (AHL), Aug. 1966. Released June 1970.

1967-68	GP	G	A	PTS	PIM
Reg. Season	5	0	0	0	4
Playoffs	--	--	--	--	--

PIERRE LAROUCHE C #10
Selected in first round of Entry Draft (Sorel QJHL), May 1974. Traded with a player to be named later (Peter Marsh) to Montreal for Peter Lee and Pete Mahovich, Nov. 1977.

1974-77	GP	G	A	PTS	PIM
Reg. Season	240	119	134	253	99
Playoffs	15	2	9	11	2

BRAD LAUER LW #14
Signed as a free agent, Sept. 1994. Released July 1996.

1995-96	GP	G	A	PTS	PIM
Reg. Season	21	4	1	5	6
Playoffs	12	1	1	2	4

JANNE LAUKKANEN D #5
Acquired from Ottawa with Ron Tugnutt for Tom Barraso, March 14, 2000. Traded to NY Rangers with Alexei Kovalev, Dan LaCouture and Mike Wilson for Mikael Samuelsson, Rico Fata, Joel Bouchard and Richard Lintner, Feb. 10, 2003.

2000-03	GP	G	A	PTS	PIM
Reg. Season	125	11	37	48	82
Playoffs	29	4	6	10	24

KEVIN LaVALLE LW #16
Signed as a free agent, Sept. 1986. Released July 1987.

1986-87	GP	G	A	PTS	PIM
Reg. Season	33	8	20	28	4
Playoffs	--	--	--	--	--

GORDON LAXTON G #1/30
Selected in first round of Entry Draft (New Westminster WCHL), June 1975. Released July 1983.

1975-79	GP	G	A	PTS	PIM
Reg. Season	17	0	0	0	0
Playoffs	--	--	--	--	--

JAMIE LEACH RW #20
Selected in third round of Entry Draft (Hamilton OHL), June 1987. Claimed off waivers by Hartford, Nov. 1992.

1989-92	GP	G	A	PTS	PIM
Reg. Season	60	7	7	14	10
Playoffs	--	--	--	--	--

STEVE LEACH RW #23
Signed as a free agent, Oct. 1999. Released July 2000.

1999-2000	GP	G	A	PTS	PIM
Reg. Season	56	2	3	5	24
Playoffs	--	--	--	--	--

PATRICK LEBEAU LW #18
Signed as a free agent, Oct. 1998. Released June 1999.

1998-99	GP	G	A	PTS	PIM
Reg. Season	8	1	0	1	2
Playoffs	--	--	--	--	--

FORMER PENGUINS

BILL LeCAINE RW #17
Signed as a free agent, Aug. 1967. Released June 1969.
1968-69 GP G A PTS PIM
Reg. Season 4 0 0 0 0
Playoffs -- -- -- -- --

JOHN LECLAIR LW #10
Signed as a free agent, Aug. 2005. Retired Dec. 2006.
2005-06 GP G A PTS PIM
Reg. Season 94 24 34 58 73
Playoffs -- -- -- -- --

DOUG LECUYER LW #23
Claimed from Winnipeg in Waiver Draft, Oct. 1982. Released Nov. 1982.

1982	GP	G	A	PTS	PIM
Reg. Season	12	1	4	5	12
Playoffs	--	--	--	--	--

PETER LEE RW #10
Acquired with Pete Mahovich from Montreal for Pierre Larouche and a player to be named later (Peter Marsh), Nov. 1977. Released June 1983.

1977-83	GP	G	A	PTS	PIM
Reg. Season	431	114	131	245	257
Playoffs	19	0	8	8	4

GUILAUME LEFEBVRE LW #28/111
Acquired from Phoenix with Ramzi Abid and Dan Focht for Jan Hrdina and Francois Leroux, Mar. 2003. Released July 2006.

2003-06	GP	G	A	PTS	PIM
Reg. Season	21	2	4	6	9
Playoffs	--	--	--	--	--

PETTERI LEHTO D #8
Signed from Turku of the Finnish League, July 1984. Released June 1985.

1984-85	GP	G	A	PTS	PIM
Reg. Season	6	0	0	0	4
Playoffs	--	--	--	--	--

BOB LEITER C #23
Purchased from Hershey (AHL), May 1971. Selected by Atlanta in Expansion Draft, June 1972.

1971-72	GP	G	A	PTS	PIM
Reg. Season	78	14	17	31	18
Playoffs	4	3	0	3	0

ALAIN LEMIEUX C #11
Signed as a free agent, Dec. 1986. Released July 1987.
1986-87 GP G A PTS PIM
Reg. Season 1 0 0 0 0
Playoffs -- -- -- -- --

MARIO LEMIEUX C #66
Selected in first round (first overall) of Entry Draft (Laval, QMJHL), June 1984. Retired Jan 24, 2006.
1984-06 GP G A PTS PIM
Reg. Season 915 690 1033 1723 834
Playoffs 107 76 96 172 87

FRANCOIS LEROUX D #18
Claimed from Ottawa in Waiver Draft, Jan. 1995. Traded to Colorado for a third round choice in 1998 Entry Draft, Sept. 1997. Signed as a free agent, July 16, 2002. Traded to Phoenix with Jan Hrdina for Ramzi Abid, Guillaume Lefebvre and Dan Focht, March 11, 2003.

1995-97	GP	G	A	PTS	PIM
Reg. Season	165	2	14	16	356
Playoffs	33	1	3	4	34

NICK LIBET LW #14
Acquired from Detroit for Pete Mahovich, Aug. 1979. Released Aug. 1981.
1979-81 GP G A PTS PIM
Reg. Season 121 20 18 38 18
Playoffs 5 1 1 2 0

WILLY LIDSTROM RW #19
Selected from Edmonton in Waiver Draft, Oct. 1985. Released July 1987.
1985-87 GP G A PTS PIM
Reg. Season 131 24 30 54 36
Playoffs -- -- -- -- --

RICHARD LINTNER D #6
Acquired from NY Rangers with Joel Bouchard, Rico Fata, Mikael Samuelsson and future considerations for Alexei Kovalev, Mike Wilson, Janne Laukkanen and Dan LaCouture on Feb. 10, 2003. Released July 2007.

2003	GP	G	A	PTS	PIM
Reg. Season	19	3	2	5	10
Playoffs	--	--	--	--	--

TROY LONEY LW #11/24
Selected in third round of Entry Draft (Lethbridge WHL), June 1982. Selected by Anaheim in Expansion Draft, June 1993.

1983-93	GP	G	A	PTS	PIM
Reg. Season	532	69	100	169	982
Playoffs	66	8	14	22	97

ROSS LONSBERY LW #18
Acquired with Tom Bladon and Orest Kindrachuk from Philadelphia for a first round choice in 1978 Entry Draft, June 1978. Released June 1981.

1978-81	GP	G	A	PTS	PIM
Reg. Season	236	56	73	129	150
Playoffs	17	2	3	5	13

DARREN LOWE RW #35
Signed as a free agent, Feb. 1984. Released Oct. 1984.
1984 GP G A PTS PIM
Reg. Season 8 1 2 3 0
Playoffs -- -- -- -- --

BERNIE LUKOWICH RW #11
Selected in second round of Entry Draft (New Westminster WCHL), June 1972. Traded to St. Louis for Bob Stumpf, Jan. 1975.

1973-74	GP	G	A	PTS	PIM
Reg. Season	53	9	10	19	32
Playoffs	--	--	--	--	--

BRIAN LUNDBERG D #2
Selected in ninth round of Entry Draft (U. of Michigan WCHA), June 1980. Released Dec. 1984.
1982-83 GP G A PTS PIM
Reg. Season 1 0 0 0 2
Playoffs -- -- -- -- --

ROSS LUPASCHUK D #34
Acquired from Washington with Kris Beech and Michal Sivek for Jaromir Jagr and Frantisek Kucera, July 11, 2001. Released July 2005.

2001-05	GP	G	A	PTS	PIM
Reg. Season	3	0	0	0	4
Playoffs	--	--	--	--	--

GILLES LUPIEN D #2
Acquired from Montreal for a third round choice in 1983 Entry Draft, Sept. 1980. Traded to Hartford for a sixth round choice in 1981 Entry Draft, Feb. 1981.

1980-81	GP	G	A	PTS	PIM
Reg. Season	31	0	1	1	34
Playoffs	--	--	--	--	--

FORMER PENGUINS

JACK LYNCH **D** **#3**
Selected in second round of Entry Draft (Oshawa OHA), June 1972. Traded with Jim Rutherford to Detroit for Ron Stackhouse, Jan. 1974.

1972-74	GP	G	A	PTS	PIM
Reg. Season	64	1	25	26	61
Playoffs	--	--	--	--	--

STEVE LYON **D** **#5**
Signed to a trout contract, Nov. 1976. Released June 1977.

1976-77	GP	G	A	PTS	PIM
Reg. Season	3	0	0	0	2
Playoffs	--	--	--	--	--

LOWELL MacDONALD **LW** **#14/18**
Selected from Los Angeles in Intra-League Draft, June 1970. Released Feb. 1978.

1970-78	GP	G	A	PTS	PIM
Reg. Season	328	140	166	306	60
Playoffs	15	6	4	10	8

NORM MACIVER **D** **#22**
Acquired with Troy Murray from Ottawa for Martin Straka, Apr. 1995. Traded to Winnipeg for Neil Wilkinson, Dec. 1995.

1995	GP	G	A	PTS	PIM
Reg. Season	45	2	30	32	38
Playoffs	12	1	4	5	8

RICK MacLEISH **LW** **#7/19**
Acquired from Hartford for Russ Anderson and an eighth round choice in 1983 Entry Draft, Dec. 1981. Signed as a free agent by Philadelphia, Oct. 1983.

1981-83	GP	G	A	PTS	PIM
Reg. Season	46	13	17	30	30
Playoffs	5	1	1	2	0

AL MacNEIL **D** **#3**
Selected from NY Rangers in Expansion Draft, June 1967. Traded to Montreal for Wally Boyer, June 1968.

1967-68	GP	G	A	PTS	PIM
Reg. Season	74	2	10	12	58
Playoffs	--	--	--	--	--

PETE MAHOVLICH **C** **#20/26**
Acquired with Peter Lee from Montreal for Pierre Larouche and a player to be named later (Peter Marsh), Nov. 1977. Traded to Detroit for Nick Libett, Aug. 1979.

1977-79	GP	G	A	PTS	PIM
Reg. Season	117	39	75	114	76
Playoffs	2	0	1	1	0

GREG MALONE **C** **#12**
Selected in second round of Entry Draft (Oshawa OHA), June 1976. Traded to Hartford for a third round choice in 1985 Entry Draft, Sept. 1983.

1976-83	GP	G	A	PTS	PIM
Reg. Season	495	143	221	364	496
Playoffs	18	3	5	8	32

KENT MANDERVILLE **C** **#26**
Acquired from Philadelphia for Billy Tibbetts, March 17, 2002. Released July 2003.

2002-03	GP	G	A	PTS	PIM
Reg. Season	86	3	5	8	50
Playoffs	--	--	--	--	--

JIMMY MANN **RW** **#18**
Signed as a free agent, June 1987. Released, July 1988.

1987-88	GP	G	A	PTS	PIM
Reg. Season	9	0	0	0	53
Playoffs	--	--	--	--	--

MOE MANTHA **D** **#20**
Acquired with a first round pick in 1984 Entry Draft from Winnipeg to complete the deal that sent Randy Carlyle to Winnipeg, Mar. 1984. Traded with Craig Simpson, Dave Hannan and Chris Joseph to Edmonton for Paul Coffey, Dave Hunter and Wayne Van Dorp, Nov. 1987.

1984-87	GP	G	A	PTS	PIM
Reg. Season	232	37	131	168	223
Playoffs	--	--	--	--	--

PAUL MARSHALL **LW** **#20**
Selected in second round of Entry Draft (Brantford OHA), Aug. 1979. Traded with Kim Davis to Toronto for Dave Burrows and Paul Gardner, Nov. 1980.

1979-80	GP	G	A	PTS	PIM
Reg. Season	59	12	12	24	13
Playoffs	1	0	0	0	0

DWIGHT MATHIASSEN **RW** **#11/22/24/34**
Signed as a free agent, Mar. 1986. Released July 1988.

1986-88	GP	G	A	PTS	PIM
Reg. Season	33	1	7	8	18
Playoffs	--	--	--	--	--

DICK MATTIUSSI **LW** **#5**
Purchased from Cleveland (AHL), Sept. 1966. Traded with Earl Ingarfield and Gene Ubricco to Oakland for Bryan Watson, George Swarbrick and Tracy Pratt, Jan. 1969.

1967-69	GP	G	A	PTS	PIM
Reg. Season	44	0	4	4	32
Playoffs	--	--	--	--	--

BRYAN MAXWELL **D** **#5**
Claimed from Winnipeg on waivers, Oct. 1983. Released July 1985.

1983-85	GP	G	A	PTS	PIM
Reg. Season	89	3	20	23	141
Playoffs	--	--	--	--	--

PAT MAYER **D** **#32**
Signed as a free agent, July 1987. Traded to Los Angeles for Tim Tookey, Mar. 1989.

1987-88	GP	G	A	PTS	PIM
Reg. Season	1	0	0	0	4
Playoffs	--	--	--	--	--

GARY MacADAM **LW** **#16**
Acquired from Buffalo for Dave Schultz, Feb. 1979. Traded to Detroit for Earl Thompson, Jan. 1981.

1979-81	GP	G	A	PTS	PIM
Reg. Season	140	27	40	67	95
Playoffs	12	3	3	6	9

ANDREW McBAIN **RW** **#9**
Acquired with Jim Kyte and Randy Gilhen from Winnipeg for Randy Cunneyworth, Rick Tabaracci and Dave McLlwain, June 1989. Traded with Dave Capuano and Dan Quinn to Vancouver for Rod Buskas, Barry Pederson and Tony Tanti, Jan. 1990.

1989-90	GP	G	A	PTS	PIM
Reg. Season	41	5	9	14	51
Playoffs	--	--	--	--	--

DUNC McCALLUM **D** **#6/26**
Acquired with Paul Andrea and George Konik from NY Rangers for Larry Jeffrey, June 1967. Claimed by Providence (AHL), in Reverse Draft, June 1969. Purchased from Providence, Jan. 1970. Released Mar. 1971.

1967-71	GP	G	A	PTS	PIM
Reg. Season	185	14	35	49	228
Playoffs	10	1	2	3	12

FORMER PENGUINS

KEVIN McCARTHY **D** **#24/25**
Acquired from Vancouver for a third round choice in 1984 Entry Draft, Jan. 1984. Signed as a free agent by Philadelphia, July 1985.

1984-85	GP	G	A	PTS	PIM
Reg. Season	95	13	26	39	82
Playoffs	--	--	--	--	--

KEVIN McCLELLAND **C** **#18**
Acquired with Pat Boutette from Hartford as compensation for Hartford signing free agent Greg Millen, June 1981. Traded with a sixth round pick in 1984 Entry Draft to Edmonton for Tom Roulston, Dec. 1983.

1981-83	GP	G	A	PTS	PIM
Reg. Season	72	8	12	20	139
Playoffs	5	1	1	2	5

KEITH McCREARY **LW** **#10/21**
Selected from Montreal in Expansion Draft, June 1967. Selected by Atlanta in Expansion Draft, June 1972.

1967-72	GP	G	A	PTS	PIM
Reg. Season	292	82	59	141	199
Playoffs	11	0	4	4	6

AB McDonald **LW** **#20**
Selected from Detroit in Expansion Draft, June 1967. Traded to St. Louis in a three-way deal with Philadelphia with Pittsburgh acquiring Lou Angotti, June 1968.

1967-68	GP	G	A	PTS	PIM
Reg. Season	74	22	21	43	38
Playoffs	--	--	--	--	--

JOE McDONNELL **D** **#2**
Signed as a free agent, Dec. 1984. Released July 1987.

1984-86	GP	G	A	PTS	PIM
Reg. Season	43	2	9	11	22
Playoffs	--	--	--	--	--

AL McDONOUGH **RW** **#9**
Acquired from Los Angeles for Bob Woytowich, Jan. 1972. Traded to Atlanta for Chuck Arnason and Bob Paradise, Jan. 1974.

1972-74	GP	G	A	PTS	PIM
Reg. Season	152	56	74	130	46
Playoffs	4	0	1	1	0

SHAWN McEACHERN **C/LW** **#15**
Selected in sixth round of Entry Draft (Matigon, MA HS), June 1987. Traded to Los Angeles for Marty McSorley, Aug. 1993. Acquired with Tomas Sandstrom from Los Angeles for Marty McSorley and Jim Paek, Feb. 1994. Traded to Boston with Kevin Stevens for Bryan Smolinski, Glen Murray and a third round choice in 1996 Entry Draft, Aug. 1995.

1991-93/94-95	GP	G	A	PTS	PIM
Reg. Season	170	53	59	112	78
Playoffs	48	6	11	17	24

JIM McGEOUGH **RW** **#16/22**
Acquired from Washington for Mark Taylor, Mar. 1985. Released July 1987.

1985-87	GP	G	A	PTS	PIM
Reg. Season	42	4	10	14	20
Playoffs	--	--	--	--	--

STEVE McKENNA **LW** **#23**
Acquired from Minnesota for Roman Simicek, Jan. 13, 2001. Signed by NY Rangers as a free agent, Aug. 2001. Signed by Pittsburgh as a free agent, July 12, 2002. Released July 2004.

2001/2002-04	GP	G	A	PTS	PIM
Reg. Season	162	10	3	13	313
Playoffs	--	--	--	--	--

BRIAN McKENZIE **LW** **#15**
Selected in second round of Entry Draft (St. Catharines OHA), June 1971. Sold to Atlanta, Oct. 1972.

1971-72	GP	G	A	PTS	PIM
Reg. Season	6	1	1	2	4
Playoffs	--	--	--	--	--

JIM McKENZIE **LW** **#33**
Acquired from Dallas for Mike Needham, Mar. 1994. Released July 1995.

1994-95	GP	G	A	PTS	PIM
Reg. Season	50	2	1	3	79
Playoffs	8	0	0	0	4

DAVE McLlwAIN **C** **#19/26**
Selected in ninth round of Entry Draft (North Bay OHL), June 1986. Traded with Randy Cunneyworth and Rick Tabaracci to Winnipeg for Jim Kyte, Andrew McBain and Randy Gilhen, June 1989. Acquired from Ottawa for an eighth round choice in 1996 Entry Draft, Mar. 1996. Released June 1996.

1987-89/96	GP	G	A	PTS	PIM
Reg. Season	109	14	15	29	50
Playoffs	9	0	1	1	0

MIKE McMAHON **D** **#26**
Acquired from Detroit for Billy Dea, Oct. 1969. Selected by Buffalo in Expansion Draft, June 1970.

1969-70	GP	G	A	PTS	PIM
Reg. Season	12	1	3	4	19
Playoffs	--	--	--	--	--

BOB McMANAMA **D** **#15**
Signed as a free agent, Aug. 1973. Released June 1978.

1973-76	GP	G	A	PTS	PIM
Reg. Season	99	11	25	36	28
Playoffs	8	0	1	1	6

MARTY McSORLEY **RW/D** **#4/33**
Signed as a free agent, July 1982. Traded with Tim Hrynewich to Edmonton for Gilles Meloche, Sept. 1985. Acquired from Los Angeles for Shawn McEachern, Aug. 1993. Traded to Los Angeles with Jim Paek for Shawn McEachern and Tomas Sandstrom, Feb. 1994.

1983-85/93-94	GP	G	A	PTS	PIM
Reg. Season	134	5	25	30	378
Playoffs	--	--	--	--	--

MIKE MEEKER **RW** **#8/16**
Selected in second round of Entry Draft (Peterborough OHL), June 1978. Released Nov. 1982.

1978-79	GP	G	A	PTS	PIM
Reg. Season	4	0	0	0	5
Playoffs	--	--	--	--	--

RON MEIGHAN **D** **#5**
Acquired with Anders Hakansson from Minnesota for George Ferguson and a first round choice in 1983 Entry Draft, Oct. 1982. Released Mar. 1985.

1982-83	GP	G	A	PTS	PIM
Reg. Season	41	2	6	8	16
Playoffs	--	--	--	--	--

JOSEF MELICHAR **D** **#2**
Selected in third round of Entry Draft, June 1997. Released July 2007.

2000-07	GP	G	A	PTS	PIM
Reg. Season	310	7	33	40	263
Playoffs	--	--	--	--	--

ERIC MELOCHE **RW** **#9/72**
Selected in the seventh round of the 1996 Entry Draft. Signed by Philadelphia as a free agent, July 2004.

2001-04	GP	G	A	PTS	PIM
Reg. Season	61	8	9	17	32
Playoffs	--	--	--	--	--

FORMER PENGUINS

GILLES MELOCHE G #27

Acquired from Edmonton for Tim Hrynewich and Marty McSorley, Sept. 1985. Released July 1988.

1985-88	GP	G	A	PTS	PIM
Reg. Season	104	0	2	2	22
Playoffs	--	--	--	--	--

DAVE MICHAYLUK LW #34

Signed as a free agent, May 1989. Released June 1992.

1992	GP	G	A	PTS	PIM
Reg. Season	--	--	--	--	--
Playoffs	7	1	1	2	0

GREG MILLEN G #29

Selected in fifth round of Entry Draft (Peterborough OHL), June 1977. Signed by Hartford as a free agent, June 1981. Pittsburgh received Pat Boutette and rights to Kevin McClelland as compensation.

1978-81	GP	G	A	PTS	PIM
Reg. Season	135	0	5	5	20
Playoffs	10	0	0	0	0

KEVIN MILLER C #8

Acquired from San Jose for a fifth round choice in 1996 Entry Draft and future considerations, Mar. 1996. Released June 1996.

1996	GP	G	A	PTS	PIM
Reg. Season	13	6	5	11	4
Playoffs	18	3	2	5	8

KIP MILLER C #37

Claimed from NY Islanders in Waiver Draft, Oct. 1998. Traded to Anaheim for future considerations, Jan. 2000. Signed as a free agent, Sept. 30, 2000. Released July 2001.

1998-2001	GP	G	A	PTS	PIM
Reg. Season	154	26	46	72	38
Playoffs	13	2	7	9	19

DMITRI MIRONOV D #15

Acquired from Toronto for Larry Murphy, July 1995. Traded with Shawn Antoski to Anaheim for Alex Hicks and Fredrik Olausson, Nov. 1996.

1995-96	GP	G	A	PTS	PIM
Reg. Season	87	4	36	40	112
Playoffs	15	0	1	1	10

CARL MOKOSAK LW #31

Signed as a free agent, July 1986. Released July 1988.

1986-87	GP	G	A	PTS	PIM
Reg. Season	3	0	0	0	4
Playoffs	--	--	--	--	--

HARTLAND MONOHAN RW #8

Acquired from Washington for a first round choice in 1979 Entry Draft, Oct. 1977. Traded with Syl Apps to Los Angeles for Dave Schultz, Gene Carr and a fourth round choice in 1978 Entry Draft, Nov. 1977.

1977-78	GP	G	A	PTS	PIM
Reg. Season	7	2	0	2	2
Playoffs	--	--	--	--	--

DOMINIC MOORE C #18

Acquired from Nashville with Libor Pivko for a third-round pick in the 2007 Entry Draft, July 2006. Traded to Minnesota for a third-round pick in the 2007 Entry Draft.

2006-07	GP	G	A	PTS	PIM
Reg. Season	59	6	9	15	46
Playoffs	--	--	--	--	--

IAN MORAN D/RW #24

Selected in the sixth round of the 1990 Entry Draft. Traded to Boston for a fourth round choice in the 2003 Entry Draft, March 11, 2003.

1995-2003	GP	G	A	PTS	PIM
Reg. Season	432	19	44	63	281
Playoffs	61	1	6	7	20

ALEKSEY MOROZOV RW #95

Selected in first round of Entry Draft (Krylja-Sovetov), June 1995. Released, June 2006.

1997-04	GP	G	A	PTS	PIM
Reg. Season	451	84	135	219	98
Playoffs	39	4	5	9	8

JIM MORRISON D #27

Purchased from Baltimore (AHL), Oct. 1969. Signed by Baltimore as a free agent, Oct. 1971.

1969-71	GP	G	A	PTS	PIM
Reg. Season	132	5	25	30	72
Playoffs	8	0	3	3	10

LEW MORRISON RW #16

Acquired from Washington for Ron Lalonde, Dec. 1974. Loaned to Binghamton (AHL), Nov. 1977.

1974-78	GP	G	A	PTS	PIM
Reg. Season	214	13	13	26	12
Playoffs	13	0	0	0	0

JOE MULLEN RW #7

Acquired from Calgary for a second round choice in 1990 Entry Draft, June 1990. Signed as a free agent by Boston, July 1995. Signed as a free agent, Sept. 1996. Retired May 1997.

1990-95/96-97	GP	G	A	PTS	PIM
Reg. Season	379	153	172	325	101
Playoffs	62	15	17	32	24

GLENN MULVENNA C #45

Signed as a free agent, Dec. 1987. Released June 1992.

1991-92	GP	G	A	PTS	PIM
Reg. Season	1	0	0	0	2
Playoffs	--	--	--	--	--

PAUL MULVEY LW #26

Acquired from Washington as compensation for Washington signing Orest Kindschuk, Sept. 1981. Claimed by Los Angeles on waivers, Dec. 1981.

1981	GP	G	A	PTS	PIM
Reg. Season	27	1	7	8	76
Playoffs	--	--	--	--	--

CRAIG MUNI D #28

Signed as a free agent, Oct. 1996. Released June 1997.

1996-97	GP	G	A	PTS	PIM
Reg. Season	64	0	4	4	36
Playoffs	3	0	0	0	0

MATT MURLEY LW #17

Selected in second round of Entry Draft, June 1999. Signed as a free agent by Colorado, July 2006.

2003-06	GP	G	A	PTS	PIM
Reg. Season	59	2	6	8	38
Playoffs	--	--	--	--	--

LARRY MURPHY D #4/55

Acquired with Peter Taglianetti from Minnesota for Jim Johnson and Chris Dahlquist, Dec. 1990. Traded to Toronto for Dmitri Mironov and a second round pick in 1996 Entry Draft, July 1995.

1990-95	GP	G	A	PTS	PIM
Reg. Season	336	78	223	301	215
Playoffs	74	15	57	72	73

GLEN MURRAY RW #27

Acquired with Bryan Smolinski from Boston for Shawn McEachern and Kevin Stevens, Aug. 1995. Traded to Los Angeles for Eddie Olczyk, Mar. 1997.

1995-97	GP	G	A	PTS	PIM
Reg. Season	135	25	26	51	81
Playoffs	18	2	6	8	10

FORMER PENGUINS

TROY MURRAY C #12

Acquired with Norm MacIver from Ottawa for Martin Straka, Apr. 1995. Released July 1995.

1995	GP	G	A	PTS	PIM
Reg. Season	13	0	2	2	23
Playoffs	12	2	1	3	12

MARKUS NASLUND RW #29

Selected in first round of Entry Draft (MoDo Sweden), June 1991. Traded to Vancouver for Alek Stojanov, Mar. 1996.

1993-96	GP	G	A	PTS	PIM
Reg. Season	151	25	42	67	65
Playoffs	--	--	--	--	--

PAT NEATON D #36

Selected in seventh round of Entry Draft (U. of Michigan CCHA), June 1990. Released July 1995.

1993-95	GP	G	A	PTS	PIM
Reg. Season	9	1	1	2	12
Playoffs	--	--	--	--	--

PETR NEDVED C #93

Acquired with Sergei Zubov from NY Rangers for Luc Robitaille and Ulf Samuelsson, Aug. 1995. Traded with Chris Tamer and Sean Pronger to NY Rangers for Alexei Kovalev and Harry York, Nov. 1998.

1995-97	GP	G	A	PTS	PIM
Reg. Season	154	78	92	170	134
Playoffs	23	11	12	23	28

MIKE NEEDHAM RW #45/39

Selected in sixth round of Entry Draft (Kamloops WHL), June 1989. Traded to Dallas for Jim McKenzie, Mar. 1994.

1992-94	GP	G	A	PTS	PIM
Reg. Season	81	9	5	14	16
Playoffs	14	2	0	2	4

TODD NELSON D #44

Selected in fourth round of Entry Draft (Prince Albert WHL), June 1989. Signed as a free agent by Washington, July 1993.

1991-92	GP	G	A	PTS	PIM
Reg. Season	1	0	0	0	0
Playoffs	--	--	--	--	--

CAM NEWTON G #1/30

Selected in eighth round of Entry Draft (Kitchener OHA), June 1970. Signed by Chicago (WHA), May 1973.

1970-71/72-73	GP	G	A	PTS	PIM
Reg. Season	16	0	1	1	6
Playoffs	--	--	--	--	--

VILLE NIEMINEN LW #10

Acquired from Colorado with Rick Berry for Darius Kasparaitis, March 19, 2002. Released June 2003.

2002-03	GP	G	A	PTS	PIM
Reg. Season	88	10	14	24	101
Playoffs	--	--	--	--	--

TED NOLAN LW #25/34

Purchased from Buffalo, Sept. 1985. Released July 1986.

1985-86	GP	G	A	PTS	PIM
Reg. Season	18	1	1	2	34
Playoffs	--	--	--	--	--

SIMON NOLET RW #9

Acquired with Ed Gilbert and a first round choice in 1976 Entry Draft from Kansas City for Steve Durbano, Chuck Amason and a first round choice in 1976 Entry Draft, Jan. 1975. Sent with Michel Plasse to Colorado as compensation for Pittsburgh signing Denis Herron as a free agent, Aug. 1976.

1975-76	GP	G	A	PTS	PIM
Reg. Season	39	9	8	17	2
Playoffs	3	0	0	0	0

NIKLAS NORDGREN C #15

Acquired with Krystofer Kolanos and a 2007 second-round pick from Carolina for Mark Recchi, March 9, 2006. Signed with Rapperswil-Jona Lakers on May 10, 2006. Released July 2007.

2006	GP	G	A	PTS	PIM
Reg. Season	15	0	0	0	4
Playoffs	--	--	--	--	--

JOE NORIS D #27

Selected in third round of Entry Draft (Toronto OHA), June 1971. Traded to St. Louis for Jim Shires, Jan. 1973.

1971-72	GP	G	A	PTS	PIM
Reg. Season	35	2	5	7	36
Playoffs	--	--	--	--	--

JEFF NORTON D #4

Signed as a free agent, Nov. 14, 2000. Traded to San Jose for Bobby Dollas and Johan Hedberg, Mar. 12, 2001.

2000-01	GP	G	A	PTS	PIM
Reg. Season	32	2	10	12	20
Playoffs	--	--	--	--	--

HANK NOWAK G #27

Purchased from Hershey (AHL), May 1973. Traded with a third round choice in 1974 Entry Draft to Detroit for Nelson DeBenedet, May 1974.

1973-74	GP	G	A	PTS	PIM
Reg. Season	13	0	0	0	11
Playoffs	--	--	--	--	--

LYLE ODELEIN D #24

Signed as a free agent, Sept. 2005. Released July 2006.

2005-06	GP	G	A	PTS	PIM
Reg. Season	27	0	1	1	50
Playoffs	--	--	--	--	--

ROMAN OKSIUTA RW #20

Acquired from Anaheim for Richard Park, Mar. 1997. Released Oct. 1997.

1997	GP	G	A	PTS	PIM
Reg. Season	7	0	0	0	4
Playoffs	--	--	--	--	--

FREDRIK OLAUSSON D #23

Acquired with Alex Hicks from Anaheim for Shawn Antoski and Dmitri Mironov, Nov. 1996. Signed as a free agent by Anaheim, July 1998.

1996-98	GP	G	A	PTS	PIM
Reg. Season	127	13	47	60	80
Playoffs	10	0	4	4	2

EDDIE OLCZYK LW #27/16

Acquired from Los Angeles for Glen Murray, Mar. 1997.

Signed as a free agent by Chicago, July 1998.

1997-98	GP	G	A	PTS	PIM
Reg. Season	68	15	18	33	41
Playoffs	11	3	0	3	16

KRZYSZTOF OLIWA LW #29

Acquired from Columbus for a third round choice in 2001 Entry Draft, Jan. 14, 2001. Traded to NY Rangers for a ninth round choice in the 2003 Entry Draft, June 2002.

2001-02	GP	G	A	PTS	PIM
Reg. Season	83	1	4	5	281
Playoffs	5	0	0	0	16

FORMER PENGUINS

TOM O'REGAN C #8/12
Signed as a free agent, Sept. 1983. Released July 1986.
1983-86 GP G A PTS PIM
Reg. Season 61 5 12 17 10
Playoffs -- -- -- -- --

MICHEL OUELLET RW #7
Selected in fourth round of Entry Draft (Rimouski QMJHL), June 2000. Signed by Tampa Bay as a free agent, July 2007.
2005-07 GP G A PTS PIM
Reg. Season 123 35 45 80 46
Playoffs 5 0 2 2 6

DENNIS OWCHAR D #25
Selected in fourth round of Entry Draft (Toronto OHA), May 1973. Traded to Colorado for Tom Edur, Dec. 1977.
1974-78 GP G A PTS PIM
Reg. Season 168 18 49 67 146
Playoffs 8 0 1 1 6

JIM PAEK D #2/3
Selected in ninth round of Entry Draft (Oshawa OHL), June 1985. Traded to Los Angeles with Marty McSorley for Shawn McEachern and Tomas Sandstrom, Feb. 1994.
1990-94 GP G A PTS PIM
Reg. Season 170 4 26 30 108
Playoffs 27 1 4 5 8

WILF PAIMENT RW #9
Signed as a free agent, July 1987. Released July 1988.
1987-88 GP G A PTS PIM
Reg. Season 23 2 6 8 39
Playoffs -- -- -- -- --

ZIGGY PALFFY RW #33
Signed as a free agent, Aug. 8, 2005. Retired Jan. 18, 2006.
2005-06 GP G A PTS PIM
Reg. Season 42 11 31 42 12
Playoffs -- -- -- -- --

BOB PARADISE D #2/24
Acquired with Chuck Arnason from Atlanta for Al McDonough, Jan. 1974. Traded to Washington for a second round choice in 1976 Entry Draft, Nov. 1975. Acquired from Washington for rights to Don Arvey, Oct. 1977. Released June 1979.
1973-76/77-79 GP G A PTS PIM
Reg. Season 203 7 33 40 209
Playoffs 7 0 1 1 17

RICH PARENT G #31
Signed as a free agent, Sept. 24, 2000. Released July 2001.
2000-01 GP G A PTS PIM
Reg. Season 7 0 0 0 0
Playoffs -- -- -- -- --

RICHARD PARK C #26/76
Selected in second round of Entry Draft (Belleville OHL), June 1994. Traded to Anaheim for Roman Oksuta, Mar. 1997.
1994-97 GP G A PTS PIM
Reg. Season 58 4 7 11 38
Playoffs 4 0 0 0 2

ED PATTERSON RW #44
Selected in seventh round of Entry Draft (Kamloops WHL), June 1991. Released July 1997.
1993-96 GP G A PTS PIM
Reg. Season 68 3 3 6 56
Playoffs -- -- -- -- --

MEL PEARSON C/LW #23
Selected from Chicago in Expansion Draft, June 1967. Sold to Portland (WHL), July 1968.
1967-68 GP G A PTS PIM
Reg. Season 2 0 1 1 0
Playoffs -- -- -- -- --

BARRY PEDERSON C #10
Acquired with Rod Buskas from Vancouver for Dave Capuano, Andrew McBain and Dan Quinn, Jan. 1990. Released June 1991.
1990-91 GP G A PTS PIM
Reg. Season 84 10 26 36 50
Playoffs -- -- -- -- --

TOBY PETERSEN C #17
Selected in the ninth round of the 1998 Entry Draft. Released July 2004.
2000-04 GP G A PTS PIM
Reg. Season 91 10 16 26 8
Playoffs -- -- -- -- --

RONALD PETROVICKY RW #26
Signed by Penguins as a free agent, July 24, 2006. Released July 2007.
2006-07 GP G A PTS PIM
Reg. Season 31 3 3 6 28
Playoffs -- -- -- -- --

FRANK PIETRANGELO G #40
Selected in seventh round of Entry Draft (U. of Minnesota WCHA), June 1984. Traded to Hartford for future considerations, Mar. 1992.
1987-92 GP G A PTS PIM
Reg. Season 87 0 3 3 30
Playoffs 5 0 1 1 2

LASSE PIRJETA C #11
Acquired from Columbus for Brian Holzinger, March 9, 2004. Signed. Assigned to Klotten Flyers, Jan. 20, 2006.
2004-06 GP G A PTS PIM
Reg. Season 38 10 9 19 18
Playoffs -- -- -- -- --

DOMENIC PITTIS C #23
Selected in the second round of Entry Draft (Lethbridge WHL), June 1993. Signed as a free agent by Buffalo, July 1998.
1996-97 GP G A PTS PIM
Reg. Season 1 0 0 0 0
Playoffs -- -- -- -- --

MICHEL PLASSE G #31
Acquired from Kansas City for Jean Guy Legace and Denis Herron, Jan. 1975. Sent with Simon Nolet to Colorado as compensation for Pittsburgh signing Denis Herron, Aug. 1976.
1975-76 GP G A PTS PIM
Reg. Season 76 0 3 3 24
Playoffs 3 0 0 0 0

STEVE POAPST D #3
Signed as a free agent, Aug. 15, 2005. Traded to St. Louis for Eric Boguniecki, Dec. 2005.
2005 GP G A PTS PIM
Reg. Season 21 0 4 4 10
Playoffs -- -- -- -- --

FORMER PENGUINS

GREG POLIS LW #22
Selected in the first round of Entry Draft (Estevan WCHL) June 1970. Traded with Bryan Watson and a second round draft choice in 1974 Entry Draft to St. Louis for Bob Kelly, Ab DeMarco and Steve Durbano, Jan. 1974.
1970-74 GP G A PTS PIM
Reg. Season 256 88 70 158 146
Playoffs 4 0 2 2 0

PETER POPOVIC D #34
Acquired from NY Rangers for Kevin Hatcher, Oct. 1999. Signed by Boston as a free agent, June 2000.
1999-2000 GP G A PTS PIM
Reg. Season 54 1 5 6 30
Playoffs 10 0 0 0 10

KELLY PRATT RW #12
Signed as a free agent, July 1974. Sold to Hershey (AHL), Aug. 1975.
1974-75 GP G A PTS PIM
Reg. Season 33 0 6 6 15
Playoffs -- -- -- -- --

TRACY PRATT D #6/11
Acquired with George Swarbrick and Bryan Watson from Oakland for Earl Ingarfield, Dick Mattiussi and Gene Ubriaco, Jan. 1969. Selected by Buffalo in Expansion Draft, June 1970.
1968-70 GP G A PTS PIM
Reg. Season 83 5 12 17 158
Playoffs 10 0 1 1 51

DEAN PRENTICE LW #20
Selected from Detroit in Intra-League Draft, June 1969. Sold to Minnesota, Oct. 1971.
1969-71 GP G A PTS PIM
Reg. Season 144 47 42 89 32
Playoffs 12 2 5 7 8

NOEL PRICE D #4
Selected from Montreal in Expansion Draft, June 1967. Claimed by Springfield (AHL) in Reverse Draft, June 1969.
1967-69 GP G A PTS PIM
Reg. Season 143 8 45 53 109
Playoffs -- -- -- -- --

PAT PRICE D #2
Acquired from Edmonton for Pat Hughes, Mar. 1981. Signed as a free agent by Quebec, Dec. 1982.
1980-82 GP G A PTS PIM
Reg. Season 128 8 52 60 459
Playoffs 10 1 1 2 49

TOM PRICE D #6/25/28
Signed as a free agent, Feb. 1977. Released June 1980.
1977-79 GP G A PTS PIM
Reg. Season 19 0 2 2 8
Playoffs -- -- -- -- --

KEN PRIESTLAY C #18
Acquired from Buffalo for Tony Tanti, Mar. 1991. Released July 1993.
1991-92 GP G A PTS PIM
Reg. Season 52 2 9 11 4
Playoffs -- -- -- -- --

WAYNE PRIMEAU C #15
Acquired from Tampa Bay for Matthew Barnaby, Feb. 1, 2001. Traded to San Jose for Matt Bradley, March 11, 2003.
2001-02 GP G A PTS PIM
Reg. Season 130 8 24 32 127
Playoffs 18 1 3 4 2

SEAN PRONGER C #12
Acquired from Anaheim for rights to Patrick Lalime, March 1998. Traded with Petr Nedved and Chris Tamer to NY Rangers for Alexei Kovalev and Harry York, Nov. 1998.
1998 GP G A PTS PIM
Reg. Season 7 1 0 1 2
Playoffs 5 0 0 0 4

JEAN PRONOVOST RW #19
Purchased with John Arbour from Boston, May 1968. Traded to Atlanta with Atlanta sending Dick Redmond to Boston and Boston sending Gregg Sheppard to Pittsburgh, Sept. 1978.
1968-78 GP G A PTS PIM
Reg. Season 753 316 287 603 306
Playoffs 29 9 9 18 12

JAMIE PUSHOR D #3/4
Acquired from Columbus for a fourth round pick in the 2003 Entry Draft, March 15, 2002. Released July 2003.
2002-03 GP G A PTS PIM
Reg. Season 91 3 3 6 106
Playoffs -- -- -- -- --

DAN QUINN C #10/14/19
Acquired from Calgary for Mike Bullard, Nov. 1986. Traded with Andrew McBain and Dave Capuano to Vancouver for Tony Tanti, Barry Pederson and Rod Buskas, Jan. 1990. Signed as a free agent, July 1996. Released Dec. 1996.
1986-90/96 GP G A PTS PIM
Reg. Season 270 111 165 276 224
Playoffs 11 6 3 9 10

MIKE RAMSEY D #6
Acquired from Buffalo for Bob Errey, Mar. 1993. Released June 1994.
1993-94 GP G A PTS PIM
Reg. Season 77 3 4 7 30
Playoffs 13 0 6 6 4

GREG REDQUEST G #25
Selected in fourth round of Entry Draft (Kingston OHL), June 1976. Released June 1979.
1977-78 GP G A PTS PIM
Reg. Season 1 0 0 0 0
Playoffs -- -- -- -- --

NICK RICCI G #31
Selected in the fourth round of Entry Draft (Niagara Falls OHL), Aug. 1979. Traded with Pat Graham to Toronto for Rocky Saganuik and Vincent Tremblay, Aug. 1983.
1979-83 GP G A PTS PIM
Reg. Season 19 0 0 0 2
Playoffs -- -- -- -- --

STEPHANE RICHER RW #44
Signed by Pittsburgh as a free agent, Oct. 2001. Traded to New Jersey for conditional choice in the 2002 Entry Draft, Mar. 19, 2002.
2001-02 GP G A PTS PIM
Reg. Season 58 13 12 25 14
Playoffs -- -- -- -- --

PAT RIGGIN G #1
Acquired from Boston for Roberto Romano, Feb. 1987. Released July 1988.
1987-88 GP G A PTS PIM
Reg. Season 39 0 1 1 14
Playoffs -- -- -- -- --

GARY RISSLING RW # 10/15/20/23
Acquired from Washington for a fifth round choice in 1981 Entry Draft, Jan. 1981. Released June 1987.
1983-85 GP G A PTS PIM
Reg. Season 185 20 26 46 832
Playoffs 5 0 1 1 4

FORMER PENGUINS

JANI RITA **RW** #28
Acquired with Cory Cross from Edmonton for Dick Tarnstrom, Jan. 26, 2006. Signed with Jokerit, May 2, 2006.

2006	GP	G	A	PTS	PIM
Reg. Season	30	3	4	7	4
Playoffs	--	--	--	--	--

BOB RIVARD **LW** #19
Selected from Montreal in Expansion Draft, June 1967. Sent to Baltimore (AHL) to complete an earlier deal where Pittsburgh purchased Jim Morrison, Nov. 1969.

1967-68	GP	G	A	PTS	PIM
Reg. Season	27	5	12	17	4
Playoffs	--	--	--	--	--

RENE ROBERT **C** #14
Claimed from Toronto in Intra-League Draft, June 1971. Traded to Buffalo for Eddie Shack, Mar. 1972.

1971-72	GP	G	A	PTS	PIM
Reg. Season	49	7	11	18	42
Playoffs	--	--	--	--	--

GORD ROBERTS **D** #14/28
Acquired from St. Louis for future considerations, Oct. 1990. Signed as a free agent by Boston, June 1992.

1990-92	GP	G	A	PTS	PIM
Reg. Season	134	5	34	39	89
Playoffs	43	1	4	5	95

LUC ROBITAILLE **LW** #20
Acquired from Los Angeles for Rick Tocchet and a second round choice in 1995 Entry Draft, July 1994. Traded to NY Rangers with Ulf Samuelsson for Sergei Zubov and Petr Nedved, Aug. 1995.

1994-95	GP	G	A	PTS	PIM
Reg. Season	46	23	19	42	37
Playoffs	12	7	4	11	26

RANDY ROBITAILLE **C** #22
Claimed off waivers from Los Angeles, Jan. 4 2002. Traded to NY Islanders for a fifth round pick in the 2003 Entry Draft, March 9, 2003.

2002-03	GP	G	A	PTS	PIM
Reg. Season	81	15	31	46	24
Playoffs	--	--	--	--	--

DAVE ROCHE **LW** #51
Selected in third round of Entry Draft (Peterborough OHL), June 1993. Traded to Calgary with Ken Wregget for Todd Hlushko and German Titov, June 1998.

1995-97	GP	G	A	PTS	PIM
Reg. Season	132	12	12	24	285
Playoffs	16	2	7	9	26

ROBERTO ROMANO **G** #30/35
Signed as a free agent, Dec. 1982. Traded to Boston for Pat Riggan, Feb. 1987. Signed as a free agent, Oct. 1993. Released June 1994.

1982-87/93-94	GP	G	A	PTS	PIM
Reg. Season	125	0	1	1	6
Playoffs	--	--	--	--	--

TOM ROULSTON **RW** #12/18
Acquired from Edmonton for Kevin McLelland and a sixth round choice in 1984 Entry Draft, Dec. 1983. Released July 1986.

1984-86	GP	G	A	PTS	PIM
Reg. Season	58	11	17	28	10
Playoffs	--	--	--	--	--

MIKE ROWE **D** #5/33
Selected in the third round of Entry Draft (Toronto OHL), June 1983. Released July 1988.

1984-87	GP	G	A	PTS	PIM
Reg. Season	11	0	0	0	11
Playoffs	--	--	--	--	--

ANDRE ROY **RW** #36
Signed as a free agent, Aug. 2005. Claimed by Tampa Bay off waivers, Dec. 2006.

2005-06	GP	G	A	PTS	PIM
Reg. Season	47	2	1	3	128
Playoffs	--	--	--	--	--

MICHAL ROZSIVAL **D** #28
Selected by Pittsburgh in the fourth round (105th overall) of the 1996 Entry Draft. Released, July 2005.

1999-2005	GP	G	A	PTS	PIM
Reg. Season	237	18	47	65	161
Playoffs	2	0	0	0	4

DUANE RUPP **D** #2
Acquired from Minnesota for Leo Boivin, Jan. 1969. Released June 1974.

1969-74	GP	G	A	PTS	PIM
Reg. Season	265	21	83	104	170
Playoffs	10	2	2	4	8

TERRY RUSKOWSKI **LW** #8
Signed as a free agent, Oct. 1985. Signed by Minnesota as a free agent, July 1987.

1985-87	GP	G	A	PTS	PIM
Reg. Season	143	40	74	114	309
Playoffs	--	--	--	--	--

JIM RUTHERFORD **G** #1/29
Selected from Detroit in Intra-League Draft, June 1971. Traded with Jack Lynch to Detroit for Ron Stackhouse, Jan. 1974.

1971-74	GP	G	A	PTS	PIM
Reg. Season	115	0	1	1	18
Playoffs	4	0	0	0	0

ROCKY SAGANIUK **RW** #11/33
Acquired with Vincent Tremblay from Toronto for Pat Graham and Nick Ricci, Aug. 1983. Removed from reserve list, July 1984.

1983-84	GP	G	A	PTS	PIM
Reg. Season	29	1	3	4	37
Playoffs	--	--	--	--	--

KJELL SAMUELSSON **D** #23/28
Acquired with Rick Tocchet, Ken Wregget and a conditional draft pick from Philadelphia for Mark Recchi, Brian Benning and Los Angeles' first round choice in 1992 Entry Draft, Feb. 1992. Signed as a free agent by Philadelphia, July 1995.

1992-95	GP	G	A	PTS	PIM
Reg. Season	183	10	22	32	312
Playoffs	44	0	7	7	66

ULF SAMUELSSON **D** #5
Acquired with Ron Francis and Grant Jennings from Hartford for John Cullen, Zarley Zalapski and Jeff Parker, Mar. 1991. Traded with Luc Robitaille to NY Rangers for Petr Nedved and Sergei Zubov, Aug. 1995.

1991-95	GP	G	A	PTS	PIM
Reg. Season	277	11	83	94	804
Playoffs	66	4	12	16	123

DEREK SANDERSON **C** #16
Signed as a free agent, Mar. 1978. Released July 1978.

1978	GP	G	A	PTS	PIM
Reg. Season	13	3	1	4	0
Playoffs	--	--	--	--	--

TOMAS SANDSTROM **RW** #17
Acquired with Shawn McEachern from Los Angeles for Marty McSorley and Jim Paek, Feb. 1994. Traded to Detroit for Greg Johnson, Jan. 1997.

1994-97	GP	G	A	PTS	PIM
Reg. Season	172	71	84	155	168
Playoffs	36	7	5	12	50

FORMER PENGUINS

GRANT SASSER **C** #19
Selected in fifth round of Entry Draft (Portland WHL), June 1982. Released July 1986.

1983-84	GP	G	A	PTS	PIM
Reg. Season	3	0	0	0	0
Playoffs	--	--	--	--	--

GLEN SATHER **LW** #16
Selected from Boston in Intra-League Draft, June 1969. Traded to NY Rangers for Syl Apps and Sheldon Kannegiesser, Jan. 1971.

1969-71	GP	G	A	PTS	PIM
Reg. Season	122	20	17	37	210
Playoffs	10	0	2	2	17

RYAN SAVOIA **C** #18
Signed as a free agent, Apr. 1995. Released July 1999.

1998-99	GP	G	A	PTS	PIM
Reg. Season	3	0	0	0	0
Playoffs	--	--	--	--	--

KEN SCHINKEL **RW** #12
Selected from NY Rangers in Expansion Draft, June 1967. Retired Jan. 1973.

1967-73	GP	G	A	PTS	PIM
Reg. Season	371	93	143	236	86
Playoffs	13	6	1	7	4

NORM SCHMIDT **D** #3/25
Selected in fourth round of Entry Draft (Oshawa OHL), June 1981. Released July 1988.

1983-88	GP	G	A	PTS	PIM
Reg. Season	125	23	33	56	73
Playoffs	--	--	--	--	--

RON SCHOCK **C** #17
Acquired with Craig Cameron from St. Louis for Lou Angotti and a first round choice in 1971 Entry Draft, June 1969. Traded to Buffalo for Brian Spencer, Sept. 1977.

1969-77	GP	G	A	PTS	PIM
Reg. Season	619	124	280	404	201
Playoffs	29	2	12	14	23

DWIGHT SCHOFIELD **D** #4
Purchased from Washington, Oct. 1986. Released July 1987.

1986-87	GP	G	A	PTS	PIM
Reg. Season	25	1	6	7	59
Playoffs	--	--	--	--	--

DAVE SCHULTZ **LW** #8
Acquired with Gene Carr and a fourth round choice in 1978 Entry Draft from Los Angeles for Syl Apps and Hartland Monahan, Nov. 1977. Traded to Buffalo for Gary McAdam, Feb. 1979.

1977-79	GP	G	A	PTS	PIM
Reg. Season	113	13	34	47	535
Playoffs	--	--	--	--	--

ROD SCHUTT **LW** #23/27
Acquired from Montreal for a first round choice in 1981 Entry Draft, Oct. 1978. Signed as a free agent by Toronto, Oct. 1985.

1978-85	GP	G	A	PTS	PIM
Reg. Season	278	76	92	168	177
Playoffs	22	8	6	14	26

JEFF SEROWIK **D** #16
Signed as a free agent, Oct. 1998. Released July 1999.

1998-99	GP	G	A	PTS	PIM
Reg. Season	26	0	6	6	16
Playoffs	--	--	--	--	--

EDDIE SHACK **LW** #23/24
Acquired from Buffalo for Rene Robert, Mar. 1972. Purchased by Toronto, July 1973.

1972-73	GP	G	A	PTS	PIM
Reg. Season	87	30	29	59	96
Playoffs	4	0	1	1	15

DOUG SHEDDEN **RW** #14
Selected in fifth round of Entry Draft (Sault St. Marie OHL), June 1980. Traded to Detroit for Ron Duguay, Mar. 1986.

1981-86	GP	G	A	PTS	PIM
Reg. Season	332	123	159	282	148
Playoffs	--	--	--	--	--

GREGG SHEPPARD **C** #19
Acquired from Boston with Boston receiving Dick Redmond from Atlanta and Pittsburgh sending Jean Pronovost to Toronto, Sept. 1978. Released June 1982.

1978-82	GP	G	A	PTS	PIM
Reg. Season	241	50	73	123	113
Playoffs	17	4	7	11	2

JIM SHIRES **LW** #27
Acquired from St. Louis for Joe Noris, Jan. 1973. Released June 1974.

1973	GP	G	A	PTS	PIM
Reg. Season	18	1	2	3	2
Playoffs	--	--	--	--	--

JON SIM **LW** #39
Claimed off waivers from Los Angeles, March 4, 2004. Released July 2004.

2004	GP	G	A	PTS	PIM
Reg. Season	15	2	3	5	6
Playoffs	--	--	--	--	--

ROMAN SIMICEK **C** #15
Selected in the ninth round of the 2000 Entry Draft (HPK Finland). Traded to Minnesota for Steve McKenna, Jan. 13, 2001.

2000-01	GP	G	A	PTS	PIM
Reg. Season	29	3	6	9	30
Playoffs	--	--	--	--	--

CHARLIE SIMMER **RW** #13/16
Selected from Boston in Waiver Draft, Oct. 1988. Released July 1989.

1988-89	GP	G	A	PTS	PIM
Reg. Season	50	11	17	28	24
Playoffs	--	--	--	--	--

BOB SIMPSON **LW** #28/33
Signed as a free agent, Oct. 1981. Released July 1984.

1981-83	GP	G	A	PTS	PIM
Reg. Season	30	10	9	19	4
Playoffs	2	0	0	0	0

CRAIG SIMPSON **RW** #18
Selected in the first round of Entry Draft (Michigan State CCHA), June 1985. Traded with Dave Hannan, Chris Joseph and Moe Mantha to Edmonton for Paul Coffey, Dave Hunter and Wayne Van Dorp, Nov. 1988.

1985-88	GP	G	A	PTS	PIM
Reg. Season	169	50	55	105	140
Playoffs	--	--	--	--	--

REID SIMPSON **LW** #33
Signed as a free agent, Aug. 29, 2003. Released July 2004.

2003-04	GP	G	A	PTS	PIM
Reg. Season	2	0	0	0	17
Playoffs	--	--	--	--	--

FORMER PENGUINS

VILLE SIREN **D** **#5**
Acquired from Hartford for Pat Boutette, Nov. 1984. Traded with Steve Gotaas to Minnesota for Scott Bjugstad and Gord Dineen, Dec. 1988.

1984-88	GP	G	A	PTS	PIM
Reg. Season	187	10	45	55	144
Playoffs	--	--	--	--	--

PAVEL SKRBEK **D** **#46**
Selected in second round of Entry Draft (Kladno Czech), June 1996. Traded to Nashville for Bob Boughner, Mar. 2000.

1998-99	GP	G	A	PTS	PIM
Reg. Season	4	0	0	0	2
Playoffs	--	--	--	--	--

PETER SKUDRA **G** **#1**
Signed as a free agent, Sept. 1997. Signed by Boston as a free agent, Sept. 2000.

1997-2000	GP	G	A	PTS	PIM
Reg. Season	74	0	0	0	0
Playoffs	1	0	0	0	0

JOHN SLANEY **D** **#32**
Signed as a free agent, Sept. 1999. Traded to Philadelphia for Kevin Stevens Jan. 14, 2001.

1999-2001	GP	G	A	PTS	PIM
Reg. Season	29	1	4	5	10
Playoffs	2	1	0	1	2

JIRI SLEGR **D** **#71**
Rights acquired from Edmonton for third round choice in 1998 Entry Draft, Aug. 1997. Traded to Atlanta Thrashers for draft choice, Jan. 14 2001.

1997-2001	GP	G	A	PTS	PIM
Reg. Season	252	24	62	86	338
Playoffs	29	3	10	13	33

AL SMITH **G** **#29**
Purchased from Toronto, June 1969. Selected by Detroit in Intra-League Draft, June 1971.

1969-71	GP	G	A	PTS	PIM
Reg. Season	93	0	0	0	61
Playoffs	3	0	0	0	0

DOUG SMITH **C** **#15**
Acquired from Vancouver for cash, Feb. 1990. Released June 1990.

1990	GP	G	A	PTS	PIM
Reg. Season	10	1	1	2	25
Playoffs	--	--	--	--	--

BRYAN SMOLINSKI **C** **#8/20**
Acquired with Glen Murray and a third round pick in 1996 Entry Draft from Boston for Shawn McEachern and Kevin Stevens, Aug. 1995. Traded to NY Islanders for Darius Kasparaitis and Andreas Johansson, Nov. 1996.

1995-96	GP	G	A	PTS	PIM
Reg. Season	81	24	40	64	69
Playoffs	18	5	4	9	10

RON SNELL **RW** **#14/16**
Selected in second round of Entry Draft (Regina WCJHL), June 1968. Sold to Hershey (AHL), June 1973.

1968-70	GP	G	A	PTS	PIM
Reg. Season	7	3	2	5	6
Playoffs	--	--	--	--	--

TED SNELL **RW** **#10**
Signed as a free agent, Oct. 1973. Selected by Kansas City in Expansion Draft, June 1974.

1973-74	GP	G	A	PTS	PIM
Reg. Season	55	4	12	16	8
Playoffs	--	--	--	--	--

GARTH SNOW **G** **#34**
Signed as a free agent, Oct. 10, 2000. Signed by NY Islanders as a free agent, July 2001.

2000-01	GP	G	A	PTS	PIM
Reg. Season	35	0	0	0	8
Playoffs	--	--	--	--	--

MARTIN SONNENBERG **LW** **#12**
Signed as a free agent, Oct. 1998. Signed by Calgary as a free agent, July 2002.

1998-2002	GP	G	A	PTS	PIM
Reg. Season	58	2	3	5	19
Playoffs	7	0	0	0	0

BILLY SPEER **D** **#17**
Purchased from Cleveland (AHL), Sept. 1966. Selected by Boston in Intra-League Draft, June 1969.

1967-69	GP	G	A	PTS	PIM
Reg. Season	102	4	17	21	71
Playoffs	--	--	--	--	--

BRIAN SPENCER **LW** **#22**
Acquired from Buffalo for Ron Schock, Sept. 1977. Loaned to Binghamton (AHL), Oct. 1978.

1977-78	GP	G	A	PTS	PIM
Reg. Season	86	9	11	20	81
Playoffs	--	--	--	--	--

RON STACKHOUSE **D** **#3**
Acquired from Detroit for Jim Rutherford and Jack Lynch, Jan. 1974. Retired Nov. 1982.

1973-82	GP	G	A	PTS	PIM
Reg. Season	621	66	277	343	547
Playoffs	32	5	8	13	38

PAUL STANTON **D** **#22/23**
Selected in eighth round of Entry Draft (Catholic Memorial HS, Boston), June 1985. Traded to Boston for a third round choice in 1994 Entry Draft, Oct. 1993.

1990-93	GP	G	A	PTS	PIM
Reg. Season	206	11	38	49	199
Playoffs	44	2	10	12	66

MIKE STAPLETON **C** **#26**
Signed as a free agent, Sept. 1992. Claimed on waivers by Edmonton, Feb. 1994.

1992-94	GP	G	A	PTS	PIM
Reg. Season	136	11	13	24	28
Playoffs	4	0	0	0	0

KEVIN STEVENS **LW** **#25**
Rights acquired from Los Angeles for Anders Hakansson, Sept. 1983. Traded to Boston with Shawn McEachern for Bryan Smolinski, Glen Murray and a third round choice in 1996 Entry Draft, Aug. 1995. Acquired from Philadelphia for John Slaney, Jan. 14, 2001. Retired July 2002.

1987-95/2001	GP	G	A	PTS	PIM
Reg. Season	522	260	295	555	1046
Playoffs	103	46	60	106	170

BOB STEWART **D** **#8**
Acquired from St. Louis for Blair Chapman, Nov. 1979. Released Nov. 1982.

1979-80	GP	G	A	PTS	PIM
Reg. Season	65	3	7	10	52
Playoffs	5	1	1	2	2

JOHN STEWART **LW** **#20/23/25**
Selected in second round of Entry Draft (Flin Flon WCHL), June 1970. Selected by Atlanta in Expansion Draft, June 1972.

1970-72	GP	G	A	PTS	PIM
Reg. Season	40	4	9	13	32
Playoffs	--	--	--	--	--

FORMER PENGUINS

KARL STEWART **C** **#17**
Claimed off waivers from Anaheim, Sept. 2006. Claimed by Chicago off waivers, Oct. 2006.

2006	GP	G	A	PTS	PIM
Reg. Season	3	0	0	0	2
Playoffs	--	--	--	--	--

ANDRE ST. LAURENTE **C** **#34**
Selected from Los Angeles on waivers, Feb. 1982. Traded to Detroit for future considerations, Oct. 1983.

1982-83	GP	G	A	PTS	PIM
Reg. Season	96	23	14	37	130
Playoffs	5	2	1	3	8

ALEK STOJANOV **LW** **#11/25**
Acquired from Vancouver for Markus Naslund, Mar. 1996. Released July 1998.

1996-98	GP	G	A	PTS	PIM
Reg. Season	45	2	4	6	86
Playoffs	9	0	0	0	19

BLAINE STOUGHTON **RW** **#12**
Selected in first round of Entry Draft (Flin Flon WCHL), May 1973. Traded with first round choice in 1977 Entry Draft to Toronto for Rick Kehoe, Sept. 1974.

1973-74	GP	G	A	PTS	PIM
Reg. Season	34	5	6	11	8
Playoffs	--	--	--	--	--

MARTIN STRAKA **LW** **#82**
Selected in the first round of the 1992 Entry Draft. Traded to Ottawa for Norm MacIver and Troy Murray, April 7, 1995. Signed as a free agent, Aug. 7, 1997. Traded to Los Angeles for Sergei Anshakov and Martin Strbak, Nov. 30, 2003.

1992-95/1997-2003	GP	G	A	PTS	PIM
Reg. Season	560	165	277	442	215
Playoffs	65	19	27	46	30

ART STRATTON **LW** **#7**
Selected from Chicago in Expansion Draft, June 1967. Purchased by Philadelphia to complete an earlier trade in which Pittsburgh received Wayne Hicks, Mar. 1968.

1967-68	GP	G	A	PTS	PIM
Reg. Season	58	16	21	37	16
Playoffs	--	--	--	--	--

BOB STUMPF **D** **#29**
Acquired from St. Louis for Bernie Lukowich, Jan. 1975. Loaned to Hershey (AHL), Oct. 1975.

1975	GP	G	A	PTS	PIM
Reg. Season	3	0	0	0	0
Playoffs	--	--	--	--	--

TOMAS SUROVY **LW** **#43**
Selected in fifth round of Entry Draft, June 2001. Released July 2006.

2002-06	GP	G	A	PTS	PIM
Reg. Season	126	27	32	59	71
Playoffs	--	--	--	--	--

RICH SUTTER **RW** **#9/23**
Selected in first round of Entry Draft (Lethbridge WHL), June 1982. Traded with a second and third round choice in 1984 Entry Draft to Philadelphia for Andy Brickley, Mark Taylor, Ron Flockhart and a first and third round choice in 1984 Entry Draft, Oct. 1983.

1982-84	GP	G	A	PTS	PIM
Reg. Season	9	0	0	0	0
Playoffs	--	--	--	--	--

GARY SWAIN **LW** **#24**
Selected in first round of Entry Draft (Niagara Falls OHA), June 1968. Released June 1971.

1968-69	GP	G	A	PTS	PIM
Reg. Season	9	1	1	2	0
Playoffs	--	--	--	--	--

GEROGE SWARBRICK **RW** **#10/15/20/23**
Acquired with Bryan Watson and Tracy Pratt from Oakland for Earl Ingarfield, Gene Ubriaco and Dick Mattiussi, Jan. 1969. Traded to Philadelphia for Terry Bell, June 1970.

1969-70	GP	G	A	PTS	PIM
Reg. Season	31	1	7	8	36
Playoffs	--	--	--	--	--

RICK TABARACCI **G** **#31**
Selected in second round of Entry Draft (Cornwall OHL), June 1987. Traded with Randy Cunneyworth and Dave McLlwain to Winnipeg for Jim Kyte, Andrew McBain and Randy Gilhen, June 1989.

1988-89	GP	G	A	PTS	PIM
Reg. Season	1	0	0	0	2
Playoffs	--	--	--	--	--

PETER TAGLIANETTI **D** **#32**
Acquired with Larry Murphy from Minnesota for Jim Johnson and Chris Dahlquist, Dec. 1990. Selected by Tampa Bay in Expansion Draft, June 1992. Acquired from Tampa Bay for a third round choice in 1993 Entry Draft, Mar. 1993. Released July 1995.

1990-92/93-95	GP	G	A	PTS	PIM
Reg. Season	167	7	28	35	338
Playoffs	39	1	7	8	83

DALE TALLON **D** **#4/19**
Acquired from Chicago for a second round choice in 1980 Entry Draft, Oct. 1978. Released June 1980.

1978-80	GP	G	A	PTS	PIM
Reg. Season	95	10	33	43	53
Playoffs	4	0	0	0	4

CHRIS TAMER **D** **#2**
Selected in fourth round of Entry Draft (U. of Michigan CCHA), June 1990. Traded to NY Rangers with Petr Medved and Sean Pronger for Alexei Kovalev and Harry York, Nov. 1998.

1993-98	GP	G	A	PTS	PIM
Reg. Season	242	8	21	29	556
Playoffs	37	0	8	8	52

TONY TANTI **RW** **#9**
Acquired with Rod Buskas from Vancouver for Dave Capuano, Andrew McBain and Dan Quinn, Jan. 1990. Traded to Buffalo for Ken Priestlay, Mar. 1991.

1990-91	GP	G	A	PTS	PIM
Reg. Season	83	20	30	50	66
Playoffs	--	--	--	--	--

DICK TARNSTROM **D** **#32**
Claimed on waivers from NY Islanders, Aug. 6, 2002. Traded to Edmonton for Jani Rita and Cory Cross on Jan. 26, 2006.

2002-2006	GP	G	A	PTS	PIM
Reg. Season	174	28	75	103	140
Playoffs	--	--	--	--	--

BOB TAYLOR **G** **#30**
Acquired with Ed Van Impe from Philadelphia for Gary Inness, Mar. 1976. Released June 1976.

1976	GP	G	A	PTS	PIM
Reg. Season	2	0	0	0	0
Playoffs	--	--	--	--	--

MARK TAYLOR **C** **#16**
Acquired with Ron Flockhart, Andy Brickley and a first and third round choice in 1984 Entry Draft from Philadelphia for Rich Sutter and a second and third round choice in 1984 Entry Draft, Oct. 1983. Traded to Washington for Jim McGeough, Mar. 1985.

1983-85	GP	G	A	PTS	PIM
Reg. Season	106	31	41	72	43
Playoffs	--	--	--	--	--

FORMER PENGUINS

GREG TEBBUTT **D** **#34**
Signed as a free agent, July 1983. Released July 1985.
1983-84 **GP G A PTS PIM**
Reg. Season 14 1 8 9 16
Playoffs -- -- -- -- --

JOCELYN THIBAUT **G** **#41**
Acquired from Chicago for a fourth-round choice in 2006 Entry Draft on Aug. 10, 2005. Signed as a free agent by Buffalo, July 2007.
2005-07 **GP G A PTS PIM**
Reg. Season 38 0 0 0 2
Playoffs 1 0 0 0 0

ERROL THOMPSON **LW** **#6**
Acquired from Detroit for Gary McAdam, Jan. 1981. Released Nov. 1982.
1981-82 **GP G A PTS PIM**
Reg. Season 34 6 8 14 12
Playoffs -- -- -- -- --

CHRIS THORBURN **C** **#22**
Claimed off waivers from Buffalo, Oct. 2006. Traded to Atlanta for a third round choice in the 2007 Entry Draft, June, 2007.
2006-07 **GP G A PTS PIM**
Reg. Season 39 3 2 5 69
Playoffs -- -- -- -- --

TOM THORNBURY **D** **#34**
Selected in third round of Entry Draft (Niagra Falls OHL), June 1981. Traded to Quebec for Brian Ford, Dec. 1984.
1983-84 **GP G A PTS PIM**
Reg. Season 14 1 8 9 16
Playoffs -- -- -- -- --

BILLY TIBBETTS **RW** **#12**
Signed as a free agent, April 10, 2000. Traded to Philadelphia for Kent Manderville, Mar. 2002.
2000-02 **GP G A PTS PIM**
Reg. Season 62 2 7 9 188
Playoffs -- -- -- -- --

DAVE TIPPETT **LW/C** **#14**
Signed as a free agent, Aug. 1992. Released June 1993.
1992-93 **GP G A PTS PIM**
Reg. Season 74 6 19 25 56
Playoffs 12 1 4 5 14

GERMAN TITOV **LW** **#31/9**
Acquired with Todd Hlushko from Calgary for Ken Wregget and Dave Roche, June 1998. Traded to Edmonton for Josef Beranek, Mar. 2000.
1998-2000 **GP G A PTS PIM**
Reg. Season 135 28 70 98 68
Playoffs 11 3 5 8 4

RICK TOCCHET **RW** **#92/22**
Acquired with Kjell Samuelsson, Ken Wregget and a conditional draft pick from Philadelphia for Mark Recchi, Brian Benning and Los Angeles' first round pick in 1992 Entry Draft, Feb. 1992. Traded to Los Angeles with Pittsburgh's second round choice in 1995 Entry Draft for Luc Robitaille, July 1994.
1992-94 **GP G A PTS PIM**
Reg. Season 150 76 103 179 435
Playoffs 32 15 22 37 68

JEFF TOMS **C** **#46**
Claimed off waivers from NY Rangers, March 16, 2002. Signed by Florida as a free agent, July 11, 2002.
2002 **GP G A PTS PIM**
Reg. Season 14 2 1 3 4
Playoffs -- -- -- -- --

TIM TOOKEY **C** **#11**
Signed as a free agent, Sept. 1983. Signed as a free agent by Philadelphia, July 1985.
1983-84 **GP G A PTS PIM**
Reg. Season 8 0 2 2 2
Playoffs -- -- -- -- --

DAN TREBIL **D** **#3**
Acquired from Anaheim for fifth round choice in 2000 Entry Draft, Mar. 2000. Signed by NY Islanders as a free agent, July 2000. Acquired from NY Islanders for ninth round draft choice, Nov. 14, 2000. Traded to St. Louis for Marc Bergevin, Dec. 28, 2000.
2000 **GP G A PTS PIM**
Reg. Season 19 1 0 1 7
Playoffs -- -- -- -- --

VINCENT TREMBLAY **G** **#31**
Acquired with Rocky Saganuik from Toronto for Nick Ricci and Pat Graham, Aug. 1993. Released July 1984.
1983-84 **GP G A PTS PIM**
Reg. Season 4 0 0 0 2
Playoffs -- -- -- -- --

BRYAN TROTTIER **C** **#19**
Signed as a free agent, July 1990. Retired Aug. 1992. Signed as a free agent, June 1993. Retired Aug. 1994.
1990-92/93-94 **GP G A PTS PIM**
Reg. Season 156 24 48 72 114
Playoffs 46 7 7 14 57

RON TUGNUTT **G** **#31**
Acquired from Ottawa with Janne Laukkanen for Tom Barrasso, Mar. 2000. Signed by Columbus as a free agent, June 2000.
2000 **GP G A PTS PIM**
Reg. Season 7 0 0 0 0
Playoffs 11 0 0 0 2

IAN TURNBULL **D** **#7**
Signed as a free agent, Oct. 1982. Release July 1983.
1982-83 **GP G A PTS PIM**
Reg. Season 7 0 0 0 4
Playoffs -- -- -- -- --

GENE UBRICAO **LW/C** **#11**
Acquired from Hershey (AHL) for Gil Gilbert, Oct. 1967. Traded with Earl Ingarfield and Dick Mattiussi to Oakland for George Swarbrick, Bryan Watson and Tracy Pratt, Jan. 1969.
1967-69 **GP G A PTS PIM**
Reg. Season 114 33 26 59 30
Playoffs -- -- -- -- --

GARRY WALK **LW** **#26/8/18**
Acquired from Anaheim for J.J. Daigneault, Feb. 1997. Signed as a free agent by Toronto, Oct. 1998.
1997-98 **GP G A PTS PIM**
Reg. Season 56 5 5 10 58
Playoffs -- -- -- -- --

WAYNE VAN DORP **LW** **#22**
Acquired with Paul Coffey and Dave Hunter from Edmonton for Craig Simpson, Chris Joseph, Dave Hannan and Moe Mantha, Nov. 1987. Traded to Buffalo for future considerations, Sept. 1988.
1987-88 **GP G A PTS PIM**
Reg. Season 25 1 3 4 75
Playoffs -- -- -- -- --

FORMER PENGUINS

ED VAN IMPE **D** **#2**
Acquired with Bobby Taylor from Philadelphia for Gary Inness, Mar. 1976. Released July 1977.
1976-77 **GP G A PTS PIM**
Reg. Season 22 0 8 8 22
Playoffs 3 0 1 1 2

RYAN VANDENBUSCH **RW** **#37**
Signed as a free agent, July 2004. Released July 2006.
2005-06 **GP G A PTS PIM**
Reg. Season 20 1 0 1 42
Playoffs -- -- -- -- --

VLADIMIR VUJTEK **LW** **#19**
Signed as a free agent, July 15, 2002. Released Nov. 15, 2002.
2002 **GP G A PTS PIM**
Reg. Season 6 0 1 1 0
Playoffs -- -- -- -- --

BRYAN WATSON **D** **#5**
Acquired with George Swarbrick and Tracy Pratt from Oakland for Earl Ingarfield, Gene Ubricaco and Dick Mattiussi, Jan. 1969. Traded with Greg Polis and a second round choice in 1974 Entry Draft to St. Louis for Steve Durbano, Ab DeMarco and Bob Kelly, Jan. 1974.
1969-74 **GP G A PTS PIM**
Reg. Season 303 8 57 65 871
Playoffs 14 0 0 0 38

STEVE WEBB **RW** **#18**
Claimed off waivers from Philadelphia, Oct. 22, 2003. Traded to the NY Islanders for Alain Nasreddine, March 8, 2004.
2003-04 **GP G A PTS PIM**
Reg. Season 5 0 0 0 2
Playoffs -- -- -- -- --

WALLY WEIR **D** **#23**
Selected from Hartford in Waiver Draft, Mar. 1985. Released July 1985.
1985 **GP G A PTS PIM**
Reg. Season 14 0 3 3 34
Playoffs -- -- -- -- --

NOAH WELCH **D** **#4**
Selected in second round of 2001 Entry Draft. Traded to Florida for Gary Roberts, Feb. 2007
2005-07 **GP G A PTS PIM**
Reg. Season 27 2 4 6 24
Playoffs -- -- -- -- --

CHRIS WELLS **C** **#12**
Selected in first round of Entry Draft (Seattle WHL), June 1994. Traded to Florida for Stu Barnes and Jason Woolley, Nov. 1996.
1995-96 **GP G A PTS PIM**
Reg. Season 54 2 2 4 59
Playoffs -- -- -- -- --

BRAD WERENKA **D** **#5**
Signed as a free agent, July 1997. Traded to Calgary for Rene Corbet and Tyler Moss, Mar. 2000.
1997-2000 **GP G A PTS PIM**
Reg. Season 213 12 41 53 208
Playoffs 19 2 1 3 14

JIM WILEY **C** **#8**
Signed as a free agent, June 1972. Selected by Vancouver in Intra-League Draft, June 1974.
1972-74 **GP G A PTS PIM**
Reg. Season 26 0 4 4 2
Playoffs -- -- -- -- --

BARRY WILKINS **D** **#5**
Acquired from Vancouver for Ab DeMarco, Nov. 1974. Signed as a free agent by Edmonton (WHA), Sept. 1976.
1974-76 **GP G A PTS PIM**
Reg. Season 133 5 56 61 203
Playoffs 6 0 1 1 4

NEIL WILKINSON **D** **#6**
Acquired from Winnipeg for Norm Maciver, Dec. 1995. Retired Apr. 1999
1995-99 **GP G A PTS PIM**
Reg. Season 122 4 14 18 169
Playoffs 20 0 1 1 18

DUNC WILSON **G** **#29**
Acquired from NY Rangers for a fourth round choice in 1978 Entry Draft, Oct. 1976. Purchased by Vancouver, Nov. 1978.
1976-78 **GP G A PTS PIM**
Reg. Season 66 0 2 2 21
Playoffs -- -- -- -- --

LANDON WILSON **RW** **#26**
Acquired from Phoenix for future considerations, Feb. 22, 2004. Released July 2004.
2004 **GP G A PTS PIM**
Reg. Season 19 5 1 6 31
Playoffs -- -- -- -- --

MIKE WILSON **D** **#4**
Signed as a free agent, July 12, 2001. Traded to NY Rangers with Alexei Kovalev, Dan LaCouture and Janne Laukkanen for Mikael Samuelsson, Rico Fata, Joel Bouchard and Richard Lintner, Feb. 10, 2003.
2001-02 **GP G A PTS PIM**
Reg. Season 22 1 1 2 17
Playoffs -- -- -- -- --

MITCH WILSON **C** **#33**
Signed as a free agent, July 1986. Released Jan. 1991.
1986-87 **GP G A PTS PIM**
Reg. Season 17 2 1 3 83
Playoffs -- -- -- -- --

BENNETT WOLF **D** **#3/6/16**
Selected in third round of Entry Draft (Kitchener OHL), Aug. 1979. Released July 1985.
1980-83 **GP G A PTS PIM**
Reg. Season 30 0 1 1 133
Playoffs -- -- -- -- --

JASON WOOLLEY **D** **#22**
Acquired with Stu Barnes from Florida for Chris Wells, Nov. 1996. Traded to Buffalo for a fifth round choice in 1998 Entry Draft, Sept. 1997.
1996-97 **GP G A PTS PIM**
Reg. Season 57 6 30 36 28
Playoffs 5 0 3 3 0

BOB WOYTOWICH **D** **#3/20**
Acquired from Minnesota for a first round choice in 1972 Entry Draft, Oct. 1968. Traded to Los Angeles for Al McDonough, June 1972.
1968-72 **GP G A PTS PIM**
Reg. Season 248 22 71 93 151
Playoffs 10 1 2 3 2

KEN WREGGET **G** **#31**
Acquired with Rick Tocchet, Kjell Samuelsson and a conditional draft pick from Philadelphia for Mark Recchi, Brian Benning and Los Angeles' first round choice in 1992 Entry Draft, Feb. 1992. Traded with Dave Roche to Calgary for German Titov and Todd Hlushko, June 1998.
1992-98 **GP G A PTS PIM**
Reg. Season 212 0 5 5 50
Playoffs 26 0 1 1 9

FORMER PENGUINS

TYLER WRIGHT C #29

Acquired from Edmonton for a seventh round choice in 1996 Entry Draft, June 1996. Selected by Columbus in the expansion draft, June 2000.

1996-2000	GP	G	A	PTS	PIM
Reg. Season	238	17	16	33	317
Playoffs	11	3	1	4	17

HARRY YORK C #32

Acquired with Alexei Kovalev from NY Rangers for Petr Nedved, Chris Tamer and Sean Pronger, Nov. 1998. Claimed off waivers by Vancouver, Dec. 1998.

1998	GP	G	A	PTS	PIM
Reg. Season	2	0	0	0	0
Playoffs	--	--	--	--	--

SCOTT YOUNG RW/LW #6/34

Acquired from Hartford for Rob Brown, Dec. 1990. Rights traded to Quebec for Bryan Fogarty, Mar. 1992.

1990-91	GP	G	A	PTS	PIM
Reg. Season	43	11	16	27	33
Playoffs	17	1	6	7	2

WARREN YOUNG LW #11/35

Signed as a free agent, Aug. 1983. Signed by Detroit as a free agent, July 1985. Purchased from Detroit, Oct. 1986. Sold to Detroit, May 1987. Signed as a free agent Sept. 1987. Released July 1988.

1983-85/86-88	GP	G	A	PTS	PIM
Reg. Season	152	49	52	101	313
Playoffs	--	--	--	--	--

WENDELL YOUNG G #1

Acquired with seventh round choice in 1990 Entry Draft from Philadelphia for a third round choice in 1990 Entry Draft, Sept. 1988. Selected by Tampa Bay in Expansion Draft, June 1992. Acquired from Tampa Bay for future considerations, Feb. 1995. Released July 1995.

1988-92/95	GP	G	A	PTS	PIM
Reg. Season	111	0	7	7	14
Playoffs	1	0	0	0	0

ROD ZAINE C #24

Purchased from Baltimore (AHL), June 1970. Selected by Buffalo in Intra-League Draft, June 1971.

1970-71	GP	G	A	PTS	PIM
Reg. Season	37	8	5	13	21
Playoffs	--	--	--	--	--

ZARLEY ZALAPSKI D #33

Selected in first round of Entry Draft (Canadian National Team), June 1986. Traded with John Cullen and Jeff Parker to Hartford for Ron Francis, Ulf Samuelsson and Grant Jennings, Mar. 1991.

1987-91	GP	G	A	PTS	PIM
Reg. Season	190	33	102	135	160
Playoffs	11	1	8	9	13

RICHARD ZEMLAK RW #18

Acquired from Minnesota for rights to Rob Gaudreau, Nov. 1988. Released July 1990.

1988-90	GP	G	A	PTS	PIM
Reg. Season	50	1	5	6	178
Playoffs	1	0	0	0	10

SERGEI ZUBOV D #3/56

Acquired with Petr Nedved from NY Rangers for Luc Robitaille and Ulf Samuelsson, Aug. 1995. Traded to Dallas for Kevin Hatcher, June 1996.

1995-96	GP	G	A	PTS	PIM
Reg. Season	64	11	55	66	22
Playoffs	18	1	14	15	26

GOALTENDERS

all-time statistics

NAME	GP	MP	GA	ENG	SO	GAA	W	L	T/OT	SV	SV%
Martin Brochu	1	33	1	0	0	1.82	0	0	0	18	.947
Ron Tugnutt	7	374	15	0	0	2.41	4	2	0	182	.924
Phillippe DeRouville	3	119	5	1	0	2.52	1	1	0	60	.923
Roy Edwards	15	847	36	2	0	2.55	2	8	4	355	.908
Peter Skudra	74	3687	163	10	4	2.65	26	22	11	1374	.894
Hank Bassen	25	1299	62	2	1	2.86	7	10	3	616	.909
Johan Hedberg	116	6832	328	7	7	2.88	46	57	12	2973	.901
J-Sebastien Aubin	168	8888	432	18	6	2.92	63	72	11	3937	.901
Patrick Lalime	39	2058	101	3	3	2.94	21	12	2	1065	.913
Garth Snow	35	2032	101	1	3	2.98	14	15	4	913	.900
Mary Edwards	1	60	3	0	0	3.00	0	1	0	30	.909
Rich Parent	7	332	17	1	0	3.07	1	1	3	133	.887
Al Smith	91	5027	257	2	4	3.07	24	42	17	2777	.899
Marc-Andre Fleury	138	7868	406	8	7	3.10	57	57	17	3930	.901
Les Binkley	196	11046	575	8	11	3.12	58	94	34	5022	.897
Jim Rutherford	115	6252	327	6	4	3.14	44	49	14	2915	.899
Joe Daley	38	2143	113	4	2	3.16	11	18	6	1094	.906
Tom Barrasso	458	25879	1409	34	22	3.27	226	153	53	12070	.895
Ken Wregget	212	11737	644	17	6	3.29	104	67	21	5640	.898
Gary Inness	100	5366	299	6	2	3.34	39	37	13	2591	.897
Andy Chiodo	8	486	28	0	0	3.46	3	4	1	238	.892
Sebastien Caron	90	4933	287	10	4	3.49	24	47	12	2653	.892
Jocelyn Thibault	38	1908	112	3	1	3.52	8	17	5	1004	.890
Dunc Wilson	66	3807	224	1	5	3.53	23	30	11	1750	.887
Michel Plasse	75	4190	251	1	2	3.59	33	24	14	2013	.889
Pat Riggin	39	2157	131	1	0	3.64	15	14	7	916	.868
Gilles Meloche	104	5726	348	10	0	3.65	34	43	17	2491	.865
Gary Edwards	6	360	22	0	1	3.67	3	2	1	171	.886
Steve Guenette	32	1779	110	2	1	3.71	17	15	0	832	.883
Cam Newton	16	814	51	2	0	3.76	4	7	1	360	.876
Andy Brown	45	2476	156	0	1	3.78	16	20	6	1126	.878
Greg Millen	135	7839	501	10	4	3.83	57	56	18	3482	.874
Denis Herron	290	16105	1040	22	6	3.87	88	133	44	8072	.886
Roberto Romano	125	7051	465	9	4	3.96	46	62	8	3407	.880
Rob Dopson	2	45	3	0	0	4.00	0	0	0	20	.870
Rob Holland	44	2513	171	4	1	4.08	11	22	9	1060	.861
Frank Pietrangelo	87	4478	308	2	1	4.13	34	32	3	2125	.873
Wendell Young	111	5576	385	9	1	4.14	42	47	5	2710	.876
Michel Dion	151	8477	605	22	0	4.28	42	79	20	3998	.855
Nick Ricci	19	1087	79	4	0	4.36	7	12	0	474	.857
Bob Johnson	12	476	40	0	0	5.04	3	4	1	237	.856
Alain Chevrier	3	166	14	0	0	5.06	1	2	0	75	.843
Bob Taylor	2	78	7	1	0	5.38	0	1	0	41	.837
Paul Harrison	13	700	64	1	0	5.49	3	7	0	288	.816
Gordie Laxton	17	800	74	2	0	5.55	4	9	0	359	.829
Vincent Tremblay	4	240	24	1	0	6.00	0	4	0	117	.830
Brian Ford	8	457	48	0	0	6.30	2	6	0	248	.838
Rick Tabaracci	1	33	4	0	0	7.27	0	0	0	17	.810
Paul Hoganson	2	57	7	0	0	7.37	0	1	0	21	.750
Dany Sabourin	1	20	4	0	0	11.43	0	1	0	14	.714
Greg Redquest	1	13	3	0	0	13.85	0	0	0	2	.400
TOTALS	3103	186690	10881	247	116	3.50	1268	1420	408	88010	.890

TEAM OPERATIONS

general managers

NAME	DATES	GP	W	L	T	OT	OTL	PTS	PCT
Jack Riley*	6/6/67 to 5/1/70	226	73	117	36	--	--	182	.403
Red Kelly	5/1/70 to 1/29/72	126	33	64	29	--	--	95	.377
Jack Riley*	1/29/72 to 1/13/74	149	57	73	19	--	--	133	.446
Jack Button	1/13/74 to 7/1/75	117	54	44	19	--	--	127	.543
Wren Blair	7/1/75 to 12/3/76	105	44	44	17	--	--	105	.500
Baz Bastien	12/3/76 to 3/15/83	527	193	248	86	--	--	472	.447
NO GM	3/16/83 to 4/3/83	8	2	5	1	--	--	5	.313
Ed Johnston	5/27/83 to 4/14/88	400	140	220	40	--	--	320	.400
Tony Esposito	4/14/88 to 12/5/89	106	50	47	9	--	--	109	.514
Craig Patrick	12/5/89 to 4/20/06	1250	575	511	127	14	23	1314	.526
Ray Shero	5/25/06 to Present	82	47	24	--	11	--	105	.573

*Jack Riley's Combined Record 375 130 190 55 -- -- 315 .420

head coaches

NAME	DATES	GP	W	L	T	OT	OTL	PTS	PCT
Red Sullivan	6/6/67 to 3/31/69	150	47	79	24	--	--	118	.393
Red Kelly	7/2/69 to 1/13/73	274	90	132	52	--	--	232	.423
Ken Schinkel*	1/13/73 to 2/6/74	86	29	49	8	--	--	66	.384
Marc Boileau	2/6/74 to 1/17/76	151	66	61	24	--	--	156	.517
Ken Schinkel*	1/17/76 to 5/19/77	117	54	43	20	--	--	128	.547
Johnny Wilson	6/13/77 to 5/8/80	240	91	105	44	--	--	226	.471
Ed Johnston#	7/15/80 to 7/20/83	240	79	126	35	--	--	193	.402
Lou Angotti	7/20/83 to 6/4/84	80	16	58	6	--	--	38	.238
Bob Berry	6/4/84 to 4/13/87	240	88	127	25	--	--	201	.419
Pierre Creamer	6/4/87 to 6/14/88	80	36	35	9	--	--	81	.506
Gene Ubrico	6/28/88 to 12/5/89	106	50	47	9	--	--	109	.514
Craig Patrick&	12/5/89 to 6/12/90	54	22	26	6	--	--	50	.462
Bob Johnson	6/12/90 to 10/1/91	80	41	33	6	--	--	88	.550
Scott Bowman	10/1/91 to 5/28/93	164	95	53	16	--	--	206	.628
Ed Johnston#	6/22/93 to 3/3/97	276	153	98	25	--	--	331	.599
Craig Patrick&	3/3/97 to 4/26/97	20	7	10	3	--	--	17	.425
Kevin Constantine	6/14/97 to 12/9/99	189	86	67	35	--	4	211	.511
Herb Brooks	12/9/99 to 5/9/00	57	29	24	5	--	2	65	.570
Ivan Hlinka	6/21/00 to 10/14/01	86	42	32	9	--	3	96	.558
Rick Kehoe	10/14/01 to 4/15/03	160	55	81	14	--	10	134	.419
Eddie Olczyk	10/10/03 to 12/15/05	113	31	64	8	6	4	80	.354
Michel Therrien	12/15/05 to Present	133	61	53	--	19	--	141	.459

(Starting in 2005-06, ties were eliminated. Wins include overtime victories and shootout wins, OT includes overtime defeats and shootout losses)

*Ken Schinkel's Combined Record 203 83 92 28 -- -- 194 .478

#Ed Johnston's Combined Record 516 232 224 60 -- -- 524 .508

&Craig Patrick's Combined Record 74 29 36 9 -- -- 67 .453

COACHES YEARLY

Year	Coach	GP	W	L	T	PTS	GF	GA	PCT
1967-68	Red Sullivan	74	27	34	13	67	195	216	.453
	Home	37	15	12	10	40	115	101	.541
	Road	37	12	22	3	27	80	115	.365
<i>Fifth in Western Division - 10th of 12 teams - Did not make playoffs</i>									
1968-69	Red Sullivan	76	20	45	11	51	189	252	.336
	Home	38	12	20	6	30	99	113	.395
	Road	38	8	25	5	21	90	139	.276
<i>Fifth in Western Division - 11th of 12 teams - Did not make playoffs</i>									
1969-70	Red Kelley	76	26	38	12	64	182	238	.421
	Home	38	17	13	8	42	105	108	.553
	Road	38	9	25	4	22	77	130	.289
<i>Second in Western Division - 7th of 12 teams Eliminated Oakland, 4-0, in Quarterfinals; Lost to St. Louis, 4-2, in Semifinals</i>									
1970-71	Red Kelley	78	21	37	20	62	221	240	.397
	Home	39	18	12	9	45	126	92	.576
	Road	39	3	25	11	17	95	148	.218
<i>Sixth in Western Division - 11th of 14 teams - Did not make playoffs</i>									
1971-72	Red Kelley	78	26	38	14	66	220	258	.423
	Home	39	18	15	6	42	132	125	.538
	Road	39	8	23	8	24	88	133	.308
<i>Fourth in Western Division - 9th of 14 teams - Lost to Chicago, 4-0, in Quarterfinals</i>									
1972-73	TOTAL	78	32	37	9	73	257	265	.468
	Red Kelley	42	17	19	6	40	144	137	.476
	Ken Schinkel	36	15	18	3	33	113	128	.458
	Home	39	24	11	4	52	150	104	.667
	Road	39	8	26	5	21	107	161	.269
<i>Ken Schinkel Replaced Red Kelley on Jan. 13, 1973 Fifth in Western Division - 10th of 16 teams - Did not make playoffs</i>									
1973-74	TOTAL	78	28	41	9	65	242	273	.417
	Ken Schinkel	50	14	31	5	33	138	185	.330
	Marc Boileau	28	14	10	4	32	104	88	.571
	Home	39	15	18	6	36	124	116	.462
	Road	39	13	23	3	29	118	157	.371
<i>Marc Boileau replaced Ken Schinkel on Feb. 6, 1974 Fifth in Western Division - 11th of 16 teams - Did not make playoffs</i>									
1974-75	Marc Boileau	80	37	28	15	89	326	289	.556
	Home	40	25	5	10	60	192	113	.750
	Road	40	12	23	5	29	134	176	.363
<i>Third in Norris Division - 6th of 18 teams Eliminated St. Louis, 2-0, in Preliminary Round; Lost to NY Islanders, 4-3, in Quarterfinals</i>									
1975-76	TOTAL	80	35	33	12	82	339	303	.513
	Marc Boileau	43	15	23	5	35	161	181	.407
	Ken Schinkel	37	20	10	7	47	178	122	.635
	Home	40	23	11	6	52	196	137	.650
	Road	40	12	22	6	30	143	166	.375
<i>Ken Schinkel replaced Marc Boileau on Jan. 17, 1976 Third in Norris Division - 8th of 18 teams - Lost to Toronto, 2-1, in Preliminary Round</i>									
1976-77	Ken Schinkel	80	34	33	13	81	240	252	.506
	Home	40	22	12	6	50	139	119	.625
	Road	40	12	21	7	31	101	133	.386
<i>Third in Norris Division - 7th of 18 teams - Lost to Toronto, 2-1, in Preliminary Round</i>									
1977-78	Johnny Wilson	80	25	37	18	68	254	321	.425
	Home	40	16	15	9	41	143	147	.513
	Road	40	9	22	9	27	111	174	.338
<i>Fourth in Norris Division - 12th of 18 teams - Did not make playoffs</i>									
1978-79	Johnny Wilson	80	36	31	13	85	281	279	.531
	Home	40	23	12	5	51	152	120	.638
	Road	40	13	29	8	34	129	159	.425
<i>Second in Norris Division - 8th of 18 teams - Eliminated Buffalo, 2-1, in Preliminary Round; Lost to Boston, 4-0, in Quarterfinals.</i>									

COACHES YEARLY

Year	Coach	GP	W	L	T	PTS	GF	GA	PCT
1979-80	Johnny Wilson	80	30	37	13	73	251	303	.456
	Home	40	20	13	7	47	145	134	.588
	Road	40	10	24	6	26	106	169	.325
<i>Third in Norris Division - 13th of 21 teams - Lost to Boston, 3-2, in Preliminary Round</i>									
1980-81	Ed Johnston	80	30	37	13	73	302	345	.456
	Home	40	21	16	3	45	160	154	.563
	Road	40	9	21	10	28	142	191	.350
<i>Third in Norris Division - 15th of 21 teams - Lost to St. Louis, 3-2, in Preliminary Round</i>									
1981-82	Ed Johnston	80	31	36	13	75	310	337	.469
	Home	40	21	11	8	50	167	143	.625
	Road	40	10	25	5	25	143	194	.313
<i>Fourth in Patrick Division - 12th of 21 teams - Lost to NY Islanders, 3-2, in Preliminary Round</i>									
1982-83	Ed Johnston	80	18	53	9	45	257	394	.281
	Home	40	14	22	4	32	134	170	.400
	Road	40	4	31	5	13	123	224	.163
<i>Sixth in Patrick Division - 21st of 21 teams - Did not make playoffs</i>									
1983-84	Lou Angotti	80	16	58	6	38	254	390	.238
	Home	40	7	29	4	18	132	182	.225
	Road	40	9	29	2	20	122	208	.250
<i>Sixth in Patrick Division - 21st of 21 teams - Did not make playoffs</i>									
1984-85	Bob Berry	80	24	51	5	53	276	385	.331
	Home	40	17	20	3	37	150	171	.463
	Road	40	7	31	2	16	126	214	.200
<i>Sixth in Patrick Division - 20th of 21 teams - Did not make playoffs</i>									
1985-86	Bob Berry	80	34	38	8	76	313	305	.475
	Home	40	20	15	5	45	155	133	.563
	Road	40	14	23	3	31	158	172	.388
<i>Fifth in Patrick Division - 15th of 21 teams - Did not make playoffs</i>									
1986-87	Bob Berry	80	30	38	12	72	297	290	.450
	Home	40	19	15	6	44	164	145	.550
	Road	40	11	23	6	28	133	145	.350
<i>Fifth in Patrick Division - 14th of 21 teams - Did not make playoffs</i>									
1987-88	Pierre Creamer	80	36	35	9	81	319	316	.506
	Home	40	22	12	6	50	171	140	.625
	Road	40	14	23	3	31	148	176	.388
<i>Sixth in Patrick Division - 12th of 21 teams - Did not make playoffs</i>									
1988-89	Gene Ubriaco	80	40	33	7	87	347	349	.544
	Home	40	24	13	3	51	184	159	.638
	Road	40	16	20	4	36	163	190	.450
<i>Second in Patrick Division - 6th of 21 teams Eliminated NY Rangers, 4-0, in Division Semifinals; Lost to Philadelphia, 4-3, Division Finals</i>									
1989-90	TOTAL	80	32	40	8	72	318	359	.450
	Gene Ubriaco	26	10	14	2	22	101	110	.423
	Craig Patrick	54	22	26	6	50	217	249	.462
	Home	40	22	15	3	47	178	166	.588
	Road	40	10	25	5	25	140	193	.313
<i>Craig Patrick Replaced Gene Ubriaco on Dec. 10, 1989 Fifth in Patrick Division - 17th of 21 teams - Did not make playoffs</i>									
1990-91	Bob Johnson	80	41	33	6	88	342	305	.550
	Home	40	25	12	3	53	184	132	.663
	Road	40	16	21	3	35	158	173	.438
<i>First in Patrick Division - 7th of 21 teams Eliminated New Jersey, 4-3, in Division Semifinals; Eliminated Washington, 4-1, in Division Finals; Eliminated Boston, 4-2, in Conference Finals; Defeated Minnesota, 4-2, Stanley Cup Finals</i>									

COACHES YEARLY

Year	Coach	GP	W	L	T	PTS	GF	GA	PCT
1991-92	Scott Bowman	80	39	32	9	87	343	308	.544
	Home	40	21	13	6	48	192	154	.600
	Road	40	18	19	3	39	151	154	.488
<i>Third in Patrick Division - 6th of 22 teams - Eliminated Washington, 4-3, in Division Semifinals; Eliminated NY Rangers, 4-3, in Division Finals; Eliminated Boston, 4-2, in Conference Finals; Defeated Chicago, 4-0, in Stanley Cup Finals</i>									
1992-93	Scott Bowman	84	56	21	7	119	367	268	.708
	Home	41	31	6	4	66	198	128	.805
	Road	41	23	15	3	49	159	136	.598
Neutral	2	2	0	0	4	10	4	1.000	
<i>First in Patrick Division - 1st of 24 teams Eliminated New Jersey, 4-1, in Division Semifinals; Lost to NY Islanders, 4-3, in Division Finals</i>									
1993-94	Ed Johnston	84	44	27	13	101	299	285	.601
	Home	41	24	9	8	56	155	128	.683
	Road	41	18	18	5	41	132	153	.500
Neutral	2	2	0	0	4	12	4	1.000	
<i>First in Northeast Division - 3rd of 26 teams - Lost to Washington, 4-2, Conference Quarterfinals</i>									
1994-95	Ed Johnston	48	29	16	3	61	181	158	.635
	Home	24	18	5	1	37	103	71	.771
	Road	24	11	11	2	24	78	87	.500
<i>Second in Northeast Division - 3rd of 26 teams - Eliminated Washington, 4-3, in Conference Quarterfinals; Lost to New Jersey, 4-1, in Conference Semifinals</i>									
1995-96	Ed Johnston	82	49	29	4	102	362	284	.622
	Home	41	32	9	0	64	215	136	.780
	Road	41	17	20	4	38	147	148	.463
<i>First in Northeast Division - 4th of 26 teams Eliminated Washington, 4-2, in Conference Quarterfinals; Eliminated NY Rangers, 4-1, in Conference Semifinals; Lost to Florida, 4-3, in Conference Finals</i>									
1996-97	TOTAL	82	38	36	8	84	285	280	.512
	Ed Johnston	62	31	26	5	67	220	205	.540
	Craig Patrick	20	7	10	3	17	65	75	.425
	Home	41	25	11	5	55	154	122	.671
	Road	41	13	25	3	29	131	158	.254
<i>Craig Patrick Replaced Ed Johnston on March 3, 1997 Second in Northeast Division - 10th of 26 teams Lost to Philadelphia, 4-1, in Conference Quarterfinals</i>									
1997-98	Kevin Constantine	82	40	24	18	98	228	188	.598
	Home	41	21	10	10	52	125	98	.634
	Road	41	19	14	8	46	103	90	.561
<i>First in Northeast Division - 4th of 26 teams - Lost to Montreal, 4-2, in Conference Quarterfinals</i>									
1998-99	Kevin Constantine	82	38	30	14	90	242	225	.555
	Home	41	21	10	10	52	132	103	.634
	Road	41	17	20	4	38	110	122	.463
<i>Third in Atlantic Division - 11th of 27 teams Eliminated New Jersey, 4-3, in Conference Quarterfinals; Lost to Toronto, 4-2, Conference Semifinals</i>									
1999-00	TOTAL	82	37	37	8 (6)	88	241	236	.537
	Kevin Constantine	25	8	14	3 (4)	23	76	76	.460
	Herb Brooks	57	29	23	5 (2)	65	165	160	.570
	Home	41	23	11	7 (0)	53	134	107	.646
	Road	41	14	26	1 (6)	35	107	129	.427
<i>Herb Brooks replaced Kevin Constantine on Dec. 9, 1999 Third in Atlantic Division - 13th of 28 teams Eliminated Washington, 4-1, in Conference Quarterfinals; Lost to Philadelphia, 4-2, Conference Semifinals</i>									
2000-01	Ivan Hlinka	82	42	28	9 (3)	96	281	256	.585
	Home	41	24	15	2 (0)	50	142	125	.610
	Road	41	18	13	7 (3)	46	139	131	.560
<i>Third in Atlantic Division - 10th of 30 teams Eliminated Washington, 4-2, in Conference Quarterfinals; Eliminated Buffalo, 4-3, in Conference Semifinals; Lost to New Jersey, 4-1, in Conference Final.</i>									

COACHES YEARLY

Year	Coach	GP	W	L	T	PTS	GF	GA	PCT
2001-02	TOTAL	82	28	41	8 (5)	69	198	217	.421
	Ivan Hlinka	4	0	4	0	0	17	7	.000
	Rick Kehoe	78	28	37	8 (5)	69	181	210	.442
	Home	41	16	20	4 (1)	37	114	128	.451
	Road	41	12	21	4 (4)	32	84	121	.390
<i>Rick Kehoe replaced Ivan Hlinka on Oct. 14, 2001</i>									
<i>Fifth in Atlantic Division - 26th of 30 teams</i>									
2003-03	Rick Kehoe	82	27	44	6 (5)	65	189	255	.396
	Home	41	15	22	2 (2)	34	99	132	.415
	Road	41	12	22	4 (3)	31	90	123	.378
	<i>Fifth in Atlantic Division - 29th of 30 teams</i>								
2003-04	Eddie Olczyk	82	23	47	8 (4)	58	190	303	.354
	Home	41	13	22	6 (0)	32	95	145	.390
	Road	41	10	25	2 (4)	26	95	158	.371
	<i>Fifth in Atlantic Division - 30th of 30 teams</i>								
2005-06	TOTAL	82	22	46	0 (14)	58	244	316	.354
	Eddie Olczyk	31	8	17	0 (6)	22	82	125	.355
	Michel Therrien	51	14	29	0 (8)	36	162	191	.353
	Home	41	12	21	0 (8)	32	133	156	.390
	Road	41	10	25	0 (6)	26	111	160	.317
<i>Michel Therrien replaced Eddie Olczyk on Dec. 15, 2005</i>									
<i>Fifth in Atlantic Division - 29th of 30 teams</i>									
2006-07	Michel Therrien	82	47	24	0 (11)	105	277	246	.573
	Home	41	26	10	0 (5)	57	136	104	.634
	Road	41	21	14	0 (6)	48	141	142	.512
	<i>Second in Atlantic Division - 10th of 30 teams - Lost to Ottawa, 4-1, in Conference Quarterfinals</i>								

CAPTAINS, PRESIDENTS, SCOUTS

presidents

1967-70	Jack E. McGregor
1970-72	Jack Riley
1973-74	No President
1975-77	Wren Blair
1977-81	Vince Bartimo
1981-88	Edward J. DeBartolo, Sr.
1988-91	Denise DeBartolo-York
1991-92	Howard Baldwin
1993-96	Jack Kelley
1996-97	Donn Patton
1998-99	Craig Patrick
1999-01	Mario Lemieux
2001-02	Tom Rooney/Ken Sawyer
2002-07	Ken Sawyer
Current	David Morehouse

captains

1967-68	Ab McDonald
1968-69	Earl Ingarfield
1969-73	No Captain
1973-77	Ron Schock
1977-78	Jean Pronovost
1978-81	Orest Kindrachuk
1981-84	Randy Carlyle
1984-86	Mike Bullard
1986-87	Mike Bullard/Terry Ruskowski
1987-88	Dan Frawley/Mario Lemieux
1988-94	Mario Lemieux
1994-95	Ron Francis
1995-97	Mario Lemieux
1997-98	Ron Francis
1998-01	Jaromir Jagr
2001-06	Mario Lemieux
2006-07	No captain
2007-	Sidney Crosby

scouts

tEdgar Brenchley	(1967-70 & 1971-73)	Ralph Cox	(1989-99)
Rudy Migay	(1967-68 & 1971-75)	Gilles Meloche	(1990-2006)
Ken Carson	(1967-68)	Pierre McGuire	(1990-91)
"Red" Sullivan	(1969-70)	Mark Kelley	(1993-2006)
Dave Lucas	(1969-75)	Phil Russell	(1993-97)
Clare Rothermel	(1969-75 & 1977-84)	Glenn Patrick	(1994-2006)
Ron Marlow	(1971-72)	Herb Brooks	(1996-2003)
Dick Coss	(1971-72)	Wayne Daniels	(1999-2005)
Gerry Brown	(1971-74)	Neil Shea	(1999-2006)
Jack Riley	(1974-75)	Rick Kehoe	(1986-2006)
Ken Schinkel	(1974-76)	Richard Rose	(2001-05)
Gerald Blair	(1976-77)	Chuck Grillo	(2001-present)
Billy Taylor	(1979-86)	Bill O'Flaherty	(2006-2007)
Albert Mandanici	(1981-88)	Matt Recchi	(2005-present)
Lou Angotti	(1984-86)	Kevin Stevens	(2005-present)
Bruce Haralson	(1984-89)	Jim Madigan	(2006-present)
John Gill	(1985-95)	Dan MacKinnon	(2006-present)
Paul Goulet	(1986-88)	Patrik Allvin	(2006-present)
Doug Wood	(1986-88)	Wayne Meier	(2006-present)
Fred Gore	(1987-89)	Darryl Plandowski	(2006-present)
Greg Malone	(1988-2006)	Brian Fitzgerald	(2006-present)
Les Binkley	(1989-99)	Robert Neuhouser	(2006-present)
Charlie Hodge	(1989-2005)	Derek Clancey	(2007-present)
Doug McCauley	(1989-91)	David McNamara	(2007-present)

ALL-TIME LEADERS

games played

SEASON		CAREER		
Joe Mullen	84	1993-94	Mario Lemieux	915
Larry Murphy	84	1993-94	Jaromir Jagr	806
Martin Straka	84	1993-94	Jean Pronovost	753
Ron Francis	84	1992-93	Rick Kehoe	722
Shawn McEachern	84	1992-93	Ron Stackhouse	621
Kevin Stevens	83	1993-94	Ron Schock	619
Larry Murphy	83	1992-93	Dave Burrows	573
17 Players Tied With 82				
			Bob Errey	572
			Martin Straka	560
			Ron Francis	533
			Troy Loney	532
			Kevin Stevens	522

goals

SEASON		CAREER		
Mario Lemieux	85	1988-89	Mario Lemieux	690
Mario Lemieux	70	1987-88	Jaromir Jagr	439
Mario Lemieux	69	1995-96	Jean Pronovost	316
Mario Lemieux	69	1992-93	Rick Kehoe	312
Jaromir Jagr	62	1995-96	Kevin Stevens	260
Kevin Stevens	55	1992-93	Mike Bullard	186
Rick Kehoe	55	1980-81	Martin Straka	165
Kevin Stevens	54	1991-92	Ron Francis	164
Mario Lemieux	54	1986-87	Joe Mullen	153
Pierre Larouche	53	1975-76	MARK RECCHI	152
Jaromir Jagr	52	2000-01	Syl Apps	151
Jean Pronovost	52	1975-76	Rob Brown	150
Mike Bullard	51	1983-84	Greg Malone	143
Mario Lemieux	50	1996-97	Lowell MacDonald	140

assists

SEASON		CAREER		
Mario Lemieux	114	1988-89	Mario Lemieux	1,033
Mario Lemieux	98	1987-88	Jaromir Jagr	640
Mario Lemieux	93	1985-86	Ron Francis	449
Mario Lemieux	92	1995-96	Syl Apps	349
Ron Francis	92	1995-96	Paul Coffey	332
Mario Lemieux	91	1992-93	Rick Kehoe	324
Jaromir Jagr	87	1995-96	Kevin Stevens	295
Mario Lemieux	87	1991-92	Jean Pronovost	287
SIDNEY CROSBY	84	2006-07	Ron Schock	280
Two tied	83		Ron Stackhouse	277

points

SEASON		CAREER		
Mario Lemieux	199	1988-89	Mario Lemieux	1,723
Mario Lemieux	168	1987-88	Jaromir Jagr	1,079
Mario Lemieux	161	1995-96	Rick Kehoe	636
Mario Lemieux	160	1992-93	Ron Francis	613
Jaromir Jagr	149	1995-96	Jean Pronovost	603
Mario Lemieux	141	1985-86	Kevin Stevens	555
Mario Lemieux	131	1991-92	Syl Apps	500
Jaromir Jagr	127	1998-99	Martin Straka	442
Kevin Stevens	123	1991-92	Paul Coffey	440
Mario Lemieux	123	1989-90	Ron Schock	404
Mario Lemieux	122	1996-97	MARK RECCHI	376
Jaromir Jagr	121	2000-01	Greg Malone	364
SIDNEY CROSBY	120	2006-07	Mike Bullard	361
Ron Francis	119	1995-96	Alexei Kovalev	347

ALL-TIME LEADERS

penalty minutes

SEASON		CAREER		
Paul Baxter	409	1981-82	Kevin Stevens	1,048
Dave Schultz	378	1977-78	Troy Loney	980
Pat Price	322	1981-82	Rod Buskas	959
Gary Rissling	297	1983-84	Bryan Watson	871
Jay Caulfield	285	1988-89	Paul Baxter	851
Rick Tocchet	252	1992-93	Gary Rissling	832
Kevin Stevens	252	1991-92	Mario Lemieux	834
Ulf Samuelsson	249	1992-93	Ulf Samuelsson	804
Paul Baxter	238	1982-83	Jay Caulfield	714
Pat Boutette	230	1981-82	Russ Anderson	684

power-play goals

SEASON		CAREER		
Mario Lemieux	31	1995-96	Mario Lemieux	236
Mario Lemieux	31	1988-89	Jaromir Jagr	114
Kevin Stevens	26	1992-93	Kevin Stevens	110
Rob Brown	24	1988-89	Rick Kehoe	95
Mario Lemieux	22	1987-88	Jean Pronovost	70
Kevin Stevens	21	1993-94	Rob Brown	68
Dan Quinn	21	1987-88	MARK RECCHI	59
Paul Gardner	21	1981-82	Paul Gardner	59
Four Players Tied With 20				
			Mike Bullard	59
			Ron Francis	54

game-winning goals

SEASON		CAREER		
Jaromir Jagr	12	1995-96	Jaromir Jagr	78
Jaromir Jagr	10	2000-01	Mario Lemieux	74
Mario Lemieux	10	1992-93	Jean Pronovost	42
Alexei Kovalev	9	2000-01	Kevin Stevens	27
Joe Mullen	9	1993-94	Rick Kehoe	26
Jaromir Jagr	9	1992-93	Martin Straka	26
MARK RECCHI	9	1990-91	MARK RECCHI	22
Jean Pronovost	9	1974-75	Ron Francis	21
Three Players Tied With 8				
			Joe Mullen	21
			Alexei Kovalev	21

short-handed goals

SEASON		CAREER		
Mario Lemieux	13	1988-89	Mario Lemieux	48
Mario Lemieux	10	1987-88	Ron Schock	14
Mario Lemieux	8	1995-96	Jean Pronovost	14
JORDAN STAAL	7	2006-07	George Ferguson	12
Mario Lemieux	6	1992-93	Syl Apps	11
RYAN MALONE	5	2005-06	Phil Bourque	10
Seven Players Tied With 4				
			Martin Straka	9
			Jaromir Jagr	9
			RYAN MALONE	9
			Dave Hannan	8

shots

SEASON		CAREER		
Jaromir Jagr	403	1995-96	Mario Lemieux	3,633
Mario Lemieux	382	1987-88	Jaromir Jagr	2,911
Jaromir Jagr	343	1998-99	Jean Pronovost	2,310
Paul Coffey	342	1998-99	Rick Kehoe	2,165
Mario Lemieux	338	1995-96	Kevin Stevens	1,631
Mario Lemieux	327	1996-97	Ron Stackhouse	1,342
Kevin Stevens	326	1992-93	Paul Coffey	1,306
Kevin Stevens	325	1991-92	Ron Schock	1,227

ALL-TIME LEADERS

shooting percentage

	SEASON		CAREER	
Rob Brown	30.0	1987-88	JORDAN STAAL	22.1
Rob Brown	29.0	1988-89	Rob Brown	19.7
Terry Ruskowski	28.6	1985-86	Mike Bullard	19.3
Mario Lemieux	27.2	1988-89	Mario Lemieux	19.0
Warren Young	30.8	1984-85	Paul Gardner	19.0

overtime goals

	SEASON		CAREER	
SIDNEY CROSBY	3	2005-06	Mario Lemieux	10
RYAN MALONE	3	2003-04	Jaromir Jagr	9
COLBY ARMSTRONG	3	2006-07	Alexei Kovalev	4
Jaromir Jagr	3	1998-99	Aleksey Morozov	4
Aleksey Morozov	3	2003-04	Four Players Tied With 3	
Seven Players Tied With 2				

power-play points/assists [season]

	POINTS		ASSISTS	
Mario Lemieux	80	1988-89	Mario Lemieux	58
Mario Lemieux	80	1987-88	Paul Coffey	53
Mario Lemieux	79	1995-96	Mario Lemieux	49
Paul Coffey	64	1988-89	Mario Lemieux	48
Mario Lemieux	62	1985-86	SIDNEY CROSBY	48
SIDNEY CROSBY	61	2006-07	Mario Lemieux	45
Mario Lemieux	55	1992-93	Ron Francis	42
Ron Francis	54	1995-96	Ron Francis	40
Jaromir Jagr	51	1995-96	Three Players Tied With 39	

games by a goaltender

	SEASON		CAREER	
MARC-ANDRE FLEURY	67	2006-07	Tom Barrasso	458
Johan Hedberg	66	2001-02	Denis Herron	290
Tom Barrasso	63	1997-98	Ken Wregget	212
Tom Barrasso	63	1992-93	Les Binkley	196
Greg Millen	63	1980-81	Jean-Sebastien Aubin	168

victories

	SEASON		CAREER	
Tom Barrasso	43	1992-93	Tom Barrasso	226
MARC-ANDRE FLEURY	40	2006-07	Ken Wregget	107
Tom Barrasso	31	1997-98	Denis Herron	88
Tom Barrasso	29	1995-96	Jean-Sebastien Aubin	63
Tom Barrasso	27	1990-91	Les Binkley	58
Johan Hedberg	25	2001-02	MARC-ANDRE FLEURY	57
Ken Wregget	25	1994-95	Greg Millen	57
Tom Barrasso	25	1991-92	Johan Hedberg	46
Michel Dion	25	1981-82	Roberto Romano	46

shutouts

	SEASON		CAREER	
Tom Barrasso	7	1997-98	Tom Barrasso	22
Johan Hedberg	6	2001-02	Les Binkley	11
Les Binkley	6	1967-68	MARC-ANDRE FLEURY	7
MARC-ANDRE FLEURY	5	2006-07	Johan Hedberg	7
Dunc Wilson	5	1976-77	Ken Wregget	6
Tom Barrasso	4	1998-99	Denis Herron	6
Tom Barrasso	4	1992-93	Jean-Sebastien Aubin	6
Six Players Tied With 3				
			Dunc Wilson	5

SEASON LEADERS

goals

1967-68

22 Ab McDonald

1968-69

25 Keith McCreary

1969-70

20 Dean Prentice

1970-71

21 Keith McCreary, Dean

Prentice, Jean Pronovost

1971-72

30 Greg Polis, Jean Pronovost

1972-73

35 Al McDonough

1973-74

43 Lowell MacDonald

1974-75

43 Jean Pronovost

1975-76

53 Pierre Larouche

1976-77

33 Jean Pronovost

1977-78

40 Jean Pronovost

1978-79

35 Greg Malone

1979-80

30 Rick Kehoe

1980-81

55 Rick Kehoe

1981-82

36 Mike Bullard, Paul Gardner

1982-83

29 Rick Kehoe

1983-84

51 Mike Bullard

1984-85

43 Mario Lemieux

1985-86

48 Mario Lemieux

1986-87

54 Mario Lemieux

1987-88

70 Mario Lemieux

1988-89

85 Mario Lemieux

1989-90

45 Mario Lemieux

1990-91

40 Mark Recchi, Kevin Stevens

1991-92

54 Kevin Stevens

1992-93

69 Mario Lemieux

1993-94

41 Kevin Stevens

1994-95

32 Jaromir Jagr

1995-96

69 Mario Lemieux

1996-97

50 Mario Lemieux

1997-98

35 Jaromir Jagr

1998-99

44 Jaromir Jagr

1999-00

42 Jaromir Jagr

2000-01

52 Jaromir Jagr

2001-02

32 Alexei Kovalev

2002-03

28 Mario Lemieux

2003-04

22 Ryan Malone

2005-06

39 Sidney Crosby

2006-07

36 Sidney Crosby

assists

39 Andy Bathgate

38 Charlie Burns

32 Michel Briere

32 Bryan Hextall

44 Syl Apps

56 Syl Apps

61 Syl Apps

63 Ron Schock

67 Syl Apps

43 Syl Apps

43 Greg Malone

42 Orest Kindrachuk

32 Greg Malone

67 Randy Carlyle

65 Randy Carlyle

44 Greg Malone

41 Mike Bullard

57 Mario Lemieux

93 Mario Lemieux

53 Mario Lemieux

98 Mario Lemieux

114 Mario Lemieux

78 Mario Lemieux

73 Mark Recchi

87 Mario Lemieux

91 Mario Lemieux

67 Jaromir Jagr

48 Ron Francis

92 Mario Lemieux, Ron Francis

72 Mario Lemieux

67 Jaromir Jagr

83 Jaromir Jagr

54 Jaromir Jagr

69 Jaromir Jagr

44 Alexei Kovalev

63 Mario Lemieux

36 Dick Tarnstrom

63 Sidney Crosby

84 Sidney Crosby

SEASON LEADERS

	points		gw goals	
1967-68	58	Andy Bathgate	4	Andy Bathgate
1968-69	52	Ken Schinkel	4	Keith McCreary
1969-70	51	Dean Prentice	5	Ken Schinkel
1970-71	48	Bryan Hextall	3	Andy Bathgate Keith McCreary
1971-72	59	Syl Apps	5	Bryan Hextall
1972-73	85	Syl Apps	5	Jean Pronovost
1973-74	85	Syl Apps	4	Al McDonough
1974-75	86	Ron Schock	9	Jean Pronovost
1975-76	111	Pierre Larouche	4	Ayl Apps, Bob Kelly
1976-77	65	Jean Pronovost	6	Pierre Larouche
1977-78	65	Jean Pronovost	5	Jean Pronovost
1978-79	65	Greg Malone	7	Peter Lee
1979-80	60	Rick Kehoe	5	Paul Marshall
1980-81	88	Rick Kehoe	5	Rick Kehoe, Rod Schutt
1981-82	85	Rick Kehoe	5	Mike Bullard
1982-83	67	Doug Shedden	4	Pat Boutette
1983-84	92	Mike Bullard	3	Rick Kehoe
1984-85	100	Mario Lemieux	3	Wayne Binachin, Mike Bullard Doug Shedden, Warren Young
1985-86	141	Mario Lemieux	7	Terry Ruskowski
1986-87	107	Mario Lemieux	5	Randy Cunneynworth
1987-88	168	Mario Lemieux	7	Mario Lemieux
1988-89	199	Mario Lemieux	8	Mario Lemieux
1989-90	123	Mario Lemieux	4	John Cullen, Mario Lemieux Mark Recchi
1990-91	113	Mark Recchi	9	Mark Recchi
1991-92	131	Mario Lemieux	5	Mario Lemieux
1992-93	160	Mario Lemieux	10	Mario Lemieux
1993-94	99	Jaromir Jagr	9	Joe Mullen
1994-95	70	Jaromir Jagr	7	Jaromir Jagr
1995-96	161	Mario Lemieux	2	Jaromir Jagr
1996-97	122	Mario Lemieux	7	Mario Lemieux
1997-98	102	Jaromir Jagr	8	Jaromir Jagr
1998-99	127	Jaromir Jagr	7	Jaromir Jagr
1999-00	96	Jaromir Jagr	5	Jaromir Jagr, Robert Lang
2000-01	121	Jaromir Jagr	10	Jaromir Jagr
2001-02	76	Alexei Kovalev	6	Jan Hrdina
2002-03	91	Mario Lemieux	4	Mario Lemieux, Martin Straka
2003-04	52	Dick Tarnstrom	5	Aleksey Morozov
2005-06	102	Sidney Crosby	5	Sidney Crosby
2006-07	120	Sidney Crosby	6	Evgeni Malkin

SEASON LEADERS

	pp goals		sh goals	
1967-68	6	Ab McDonald	1	Ab McDonald
1968-69	8	Keith McCreary, Ken Schinkel	2	Earl Ingarfield Jean Pronovost Bob Woytowich
1969-70	12	Dean Prentice	1	Val Fonteyn Ron Schock
1970-71	7	Andy Bathgate, Dean Prentice	2	Ron Schock
1971-72	8	Greg Polis	2	Ron Schock
1972-73	8	Greg Polis, Eddie Shack	3	Ron Schock
1973-74	9	Lowell MacDonald	4	Syl Apps
1974-75	11	Jean Pronovost	4	Vic Hadfield
1975-76	18	Pierre Larouche	2	Lew Morrison, Jean Pronovost
1976-77	8	Pierre Larouche	2	Syl Apps
1977-78	12	Jean Pronovost	2	Pete Mahovlich Jean Pronovost
1978-79	10	Peter Lee	3	George Ferguson
1979-80	7	Rick Kehoe	3	George Ferguson
1980-81	20	Rick Kehoe	3	George Ferguson
1981-82	21	Paul Gardner	3	George Ferguson
1982-83	20	Paul Gardner	1	Pat Boutette, Randy Carlyle, Doug Shedden
1983-84	15	Mike Bullard	2	Kevin McClelland
1984-85	14	Mike Bullard	2	Mitch Lamoreux
1985-86	17	Doug Shedden	3	Dave Hannan
1986-87	19	Mario Lemieux	3	Dan Quinn
1987-88	22	Mario Lemieux	10	Mario Lemieux
1988-89	31	Mario Lemieux	13	Mario Lemieux
1989-90	14	Mario Lemieux	3	Mario Lemieux
1990-91	18	Kevin Stevens	4	Phil Bourque
1991-92	19	Kevin Stevens	4	Mario Lemieux
1992-93	26	Kevin Stevens	6	Mario Lemieux
1993-94	21	Kevin Stevens	2	Shawn McEachern
1994-95	8	Jaromir Jagr	3	Jaromir Jagr
1995-96	31	Mario Lemieux	8	Mario Lemieux
1996-97	15	Mario Lemieux	3	Petr Nedved
1997-98	15	Stu Barnes	3	Martin Straka
1998-99	10	Jaromir Jagr	4	Martin Straka
1999-00	13	Robert Lang	2	Alexei Kovalev
2000-01	16	Mario Lemieux	2	Alexei Kovalev
2001-02	8	Alexei Kovalev	1	Alexei Kovalev, Robert Lang, Toby Petersen, Dan LaCouture, Wayne Primeau
2002-03	14	Mario Lemieux	2	Ville Nieminen
2003-04	12	Dick Tarnstrom	3	Ryan Malone
2005-06	16	Sidney Crosby	5	Ryan Malone
2006-07	16	Evgeni Malkin	7	Jordan Staal

SEASON LEADERS

	penalty mins		shots	
1967-68	74	Leo Boivin	293	Andy Bathgate
1968-69	81	Dunc McCallum	225	Ken Schinkel
1969-70	189	Bryan Watson	225	Ken Schinkel
1970-71	133	Bryan Watson	225	Jean Pronovost
1971-72	212	Bryan Watson	214	Jean Pronovost
1972-73	179	Bryan Watson	284	Al McDonough
1973-74	138	Steve Durbano	260	Lowell MacDonald
1974-75	172	Colin Campbell	275	Jean Pronovost
1975-76	161	Steve Durbano	319	Pierre Larouche
1976-77	115	Bob Kelly	250	Rick Kehoe
1977-78	378	Dave Schultz	219	Jean Pronovost
1978-79	157	Dave Schultz	219	Jean Pronovost
1979-80	166	Kim Clackson	239	Rick Kehoe
1980-81	204	Paul Baxter	299	Rick Kehoe
1981-82	409	Paul Baxter	249	Rick Kehoe
1982-83	238	Paul Baxter	203	Rick Kehoe
1983-84	297	Gary Rissling	214	Ron Flockhart
1984-85	209	Gary Rissling	209	Mario Lemieux
1985-86	174	Dan Frawley	276	Mario Lemieux
1986-87	218	Dan Frawley	267	Mario Lemieux
1987-88	206	Rod Buskas	382	Mario Lemieux
1988-89	285	Jay Caufield	342	Paul Coffey
1989-90	171	Kevin Stevens	324	Paul Coffey
1990-91	211	Ulf Samuelsson	253	Kevin Stevens
1991-92	252	Kevin Stevens	325	Kevin Stevens
1992-93	252	Rick Tocchet	326	Kevin Stevens
1993-94	155	Kevin Stevens	298	Jaromir Jagr
1994-95	114	Francois Leroux	192	Jaromir Jagr
1995-96	161	Francois Leroux	403	Jaromir Jagr
1996-97	155	Dave Roche	327	Mario Lemieux
1997-98	181	Chris Tamer	262	Jaromir Jagr
1998-99	93	Brad Werenka	343	Jaromir Jagr
1999-00	197	Matthew Barnaby	290	Jaromir Jagr
2000-01	165	Krzysztof Oliwa	317	Jaromir Jagr
2001-02	150	Krzysztof Oliwa	266	Alexei Kovalev
2002-03	128	Steve McKenna	235	Mario Lemieux
2003-04	127	Brooks Orpik	163	Rico Fata
2005-06	124	Brooks Orpik, Eric Cairns	278	Sidney Crosby
2006-07	125	Jarkko Ruutu	250	Sidney Crosby

SEASON LEADERS

	plus/minus		g.a.a.	
1967-68	-2	Paul Andrea	2.86	Hank Bassen
1968-69	E	Gene Ubriaco	3.20	Joe Daley
1969-70	-1	Bryan Watson	3.03	Al Smith
1970-71	10	Wally Boyer	2.86	Les Binkley
1971-72	18	Syl Apps	3.22	Jim Rutherford
1972-73	37	Lowell MacDonald	2.91	Jim Rutherford
1973-74	21	Syl Apps	3.44	Jim Rutherford
1974-75	29	Barry Wilkins	3.09	Gary Inness
1975-76	27	Dave Burrows	3.45	Michel Plasse
1976-77	13	Bob Kelly	2.94	Denis Herron
1977-78	4	Pete Mahovlich	3.57	Denis Herron
1978-79	21	Ron Stackhouse	3.37	Denis Herron
1979-80	16	Ron Stackhouse	3.64	Greg Millen
1980-81	4	Mark Johnson	4.16	Greg Millen
1981-82	9	Greg Sheppard	3.79	Michel Dion
1982-83	-9	Peter Lee	4.26	Michel Dion
1983-84	3	Bryan Maxwell	4.08	Denis Herron
1984-85	-6	Gary Rissling	4.42	Roberto Romano
1985-86	15	Mike Blaisdell	3.56	Roberto Romano
1986-87	14	Randy Cunneynworth	3.43	Gilles Meloche
1987-88	23	Mario Lemieux	3.35	Steve Guenette
1988-89	41	Mario Lemieux	4.04	Tom Barrasso
1989-90	11	Randy Hillier	4.17	Wendell Young
1990-91	17	Gord Roberts	3.59	Tom Barrasso
1991-92	33	Larry Murphy	3.53	Tom Barrasso
1992-93	55	Mario Lemieux	3.01	Tom Barrasso
1993-94	24	Martin Straka	3.36	Tom Barrasso
1994-95	30	Ron Francis	3.21	Ken Wregget
1995-96	37	Petr Nedved	3.24	Ken Wregget
1996-97	27	Mario Lemieux	2.94	Patrick Lalime
1997-98	17	Jaromir Jagr	2.07	Tom Barrasso
1998-99	18	German Titov	2.22	Jean-Sebastien Aubin
1999-00	25	Jaromir Jagr	2.58	Jean-Sebastien Aubin
2000-01	20	Robert Lang	2.64	Johan Hedberg
2001-02	9	Robert Lang	2.75	Johan Hedberg
2002-03	2	Guillaume Lefebvre	2.64	Sebastien Caron
2003-04	2	Rob Scuderi	2.98	Jean-Sebastien Aubin
2005-06	15	Colby Armstrong	3.25	Marc-Andre Fleury
2006-07	16	Jordan Staal	2.83	M-A Fleury, Jocelyn Thibault

SEASON LEADERS

	shutouts		wins	
1967-68	6	Les Binkley	20	Les Binkley
1968-69	2	Joe Daley	10	Les Binkley, Joe Daley
1969-70	3	Les Binkley	15	Al Smith
1970-71	2	Les Binkley, Al Smith	11	Les Binkley
1971-72	1	Jim Rutherford	17	Jim Rutherford
1972-73	3	Jim Rutherford	20	Jim Rutherford
1973-74	1	Andy Brown	13	Andy Brown
1974-75	2	Gary Inness	24	Gary Inness
1975-76	2	Michel Plasse	24	Michel Plasse
1976-77	5	Dunc Wilson	18	Dunc Wilson
1977-78	0		20	Denis Herron
1978-79	2	Greg Millen	22	Denis Herron
1979-80	2	Greg Millen	18	Greg Millen
1980-81	0		25	Greg Millen
1981-82	1	Gary Edwards	15	Michel Dion
1982-83	1	Denis Herron	12	Michel Dion
1983-84	1	Denis Herron	8	Denis Herron
		Roberto Romano		
1984-85	1	Denis Herron	10	Denis Herron
		Roberto Romano		
1985-86	2	Roberto Romano	21	Roberto Romano
1986-87	0		13	Gilles Meloche
1987-88	1	S. Guenette, Frank Pietrangelo	12	Steve Guenette
1988-89	0		18	Tom Barrasso
1989-90	1	Wendell Young	16	Wendell Young
1990-91	1	Tom Barrasso	27	Tom Barrasso
1991-92	1	Tom Barrasso	25	Tom Barrasso
1992-93	4	Tom Barrasso	43	Tom Barrasso
1993-94	2	Tom Barrasso	22	Tom Barrasso
1994-95	0		25	Ken Wregget
1995-96	3	Ken Wregget	29	Tom Barrasso
1996-97	3	Ken Wregget	21	Patrick Lalime
1997-98	7	Tom Barrasso	31	Tom Barrasso
1998-99	4	Tom Barrasso	19	Tom Barrasso
1999-00	2	Jean-Sebastien Aubin	21	Jean-Sebastien Aubin
2000-01	3	Garth Snow	20	Jean-Sebastien Aubin
2001-02	6	Johan Hedberg	25	Johan Hedberg
2002-03	2	Sebastien Caron	14	Johan Hedberg
2003-04	1	J. S. Aubin, Sebastien Caron, Marc-Andre Fleury	9	Sebastien Caron
2005-06	1	M-A Fleury, Sebastien Caron	13	Marc-Andre Fleury
2006-07	5	Marc-Andre Fleury	40	Marc-Andre Fleury

TEAM RECORDS

season				
POINTS				
Most Overall	*119	1992-93	PENALTIES	
Most Home	66	1992-93	Most For	897 1988-89
Most Road	49	1992-93	Most Against	906 1988-89
Fewest Overall	38	1983-84	Fewest For	248 1967-68
Fewest Home	18	1983-84	Fewest Against	330 1967-68
Fewest Road	13	1982-83		
*Includes four points from neutral site games				
WINS				
Most Overall	56	1992-93	PENALTY MINUTES	
Most Home	32	1995-96	Most For	2,670 1988-89
Most Road	23	1992-93	Most Against	2,702 1988-89
Fewest Overall	16	1983-84	Fewest For	554 1967-68
Fewest Home	7	1983-84	Fewest Against	750 1967-68
Fewest Road	3	1970-71		
LOSSES				
Most Overall	58	1983-84	MINORS	
Most Home	29	1983-84	Most For	773 1987-88
Most Road	31	1982-83	Most Against	752 1987-88
Fewest Overall	21	1992-93	Fewest For	237 1967-68
Fewest Home	5	1974-75	Fewest Against	315 1967-68
Fewest Road	14	1997-98		
TIES				
Most Overall	20	1970-71	MAJORS	
Most Home	10	1967-68, 1974-75, 1997-98, 1998-99	Most For	118 1988-89
Most Road	11	1970-71	Most Against	114 1988-89
Fewest Overall	4	1995-96	Fewest For	1 1967-68
Fewest Home	0	1995-96	Fewest Against	6 1967-68
Fewest Road	1	1999-00		
GOALS				
Most For	367	1992-93	MISCONDUCTS	
Most For Home	215	1995-96	Most For	69 1981-82
Most For Road	162	1988-89	Most Against	87 1981-82
Most Against	394	1982-83	Fewest For	1 1968-69
Most Against Home	182	1983-84	Fewest Against	7 1976-77
Most Against Road	224	1982-83		
Fewest For	182	1969-70	SHOTS ON GOAL	
Fewest For Home	95	2003-04	Most For	2,761 1974-75
Fewest For Road	77	1969-70	Most Against	2,908 1983-84
Fewest Against	188	1997-98	Fewest For	2,009 1998-99
Fewest Against Home	92	1970-71	Fewest Against	2,129 1998-99
Fewest Against Road	90	1997-98		
ASSISTS				
Most For	633	1992-93	POWER-PLAY GOALS	
Most Against	665	1982-83	Most For	119 1988-89
Fewest For	294	1969-70	Most Against	120 1987-88
Fewest Against	298	1997-98	Fewest For	37 1967-68
			Fewest Against	31 1967-68
POINTS				
Most For	1,000	1992-93	POWER-PLAY CHANCES	
Most Against	1,049	1982-83	Most For	500 1987-88
Fewest For	476	1969-70	Most Against	533 2005-06
Fewest Against	486	1997-98	Fewest For	262 1977-78, 1979-80
			Fewest Against	193 1967-68
POWER-PLAY PERCENTAGE				
Highest For	26.0	1995-96		
Highest Against	27.4	1982-83		
Lowest For	13.6	1967-68		
Lowest Against	13.6	1997-98		
SHORT-HANDED GOALS				
Most For	21	1988-89		
Most Against	22	1984-85		
Fewest For	2	1967-68, 1968-69		
Fewest Against	4	1973-74, 1978-79, 1979-80		

TEAM RECORDS

season (cont.)

80 OR MORE POINT PLAYERS

Most For 6 1992-93
Fewest For 0 12 times (last 2003-04)

90 OR MORE POINT PLAYERS

Most For 5 1992-93
Fewest For 0 17 times (last 2003-04)

100 OR MORE POINT PLAYERS

Most For 4 1992-93
Fewest For 0 21 times (last 2003-04)

20 OR MORE GOAL PLAYERS

Most For 9 1974-75, 1989-90
Fewest For 1 1968-69, 2002-03, 2003-04

30 OR MORE GOAL PLAYERS

Most For 5 1975-76, 1992-93
Fewest For 0 7 times (last 2003-04)

40 OR MORE GOAL PLAYERS

Most For 3 1991-92, 1992-93, 1995-96
Fewest For 0 17 times (last 2006-07)

50 OR MORE GOAL PLAYERS

Most For 2 1975-76, 1992-93, 1995-96
Fewest For 0 25 times (last 2006-07)

40 OR MORE ASSIST PLAYERS

Most For 7 1975-76
Fewest For 0 6 times (last 2003-04)

50 OR MORE ASSIST PLAYERS

Most For 6 1992-93
Fewest For 0 13 times (last 2003-04)

60 OR MORE ASSIST PLAYERS

Most For 5 1992-93
Fewest For 0 17 times (last 2003-04)

100 OR MORE PENALTY MINUTE PLAYERS

Most For 15 1988-89
Fewest For 0 1967-68, 1968-69

200 OR MORE PENALTY MINUTE PLAYERS

Most For 3 1981-82
Fewest For 0 24 times (last 2006-07)

game

GOALS

Most For, Home 12 Washington (3/15/75)
 Toronto (12/26/91)

Most For, Road 10 NY Rangers (4/9/93)
Most Against, Home 11 NY Rangers (11/25/92)
Most Against, Road 13 Philadelphia (3/22/84)
Most For, Two Consecutive Games 18 3/15/75-3/16/75;
 12/23/91-12/26/91;
 12/26/91-12/28/91

Most Against, Two Consecutive Games 19 3/22/84-3/24/84

Most For, Both Teams, Home 18 San Jose 10 - Pittsburgh 8 (1/13/96)

Most For, Both Teams, Road 17 Philadelphia 13 - Pittsburgh 4 (3/22/84)

ASSISTS

Most For, Home 20 Washington (3/15/75),
 Toronto (12/26/91)

Most For, Road 17 NY Rangers (12/3/90)
Most Against, Home 19 NY Rangers (11/25/92)
Most Against, Road 22 Philadelphia (3/22/84)

Most For, Both Teams, Home 28 Edmonton (2/19/83)
 NY Islanders (2/6/90)

Most For, Both Teams, Road 29 Hartford (12/26/80)

POINTS

Most For, Home 32 Washington (3/15/75),
 Toronto (12/26/91)

Most For, Road 25 NY Rangers (12/3/90)
Most Against, Home 30 NY Rangers (11/25/92)
Most Against, Road 35 Philadelphia (3/22/84)
Most For, Both Teams, Home 45 Edmonton (2/19/83)
Most For, Both Teams, Road 45 Hartford (12/26/80)
 Philadelphia (3/22/84)

POWER-PLAY GOALS

Most For, Home 6 Toronto (12/12/86)
 Atlanta (10/27/05)

Most For, Road 5 San Jose (12/5/91)
 NY Islanders (12/23/91)
 San Jose (12/5/92)
 Calgary (10/28/98)

Most Against, Home 6 Nashville (3/4/04)
Most Against, Road 5 Buffalo (10/12/88)
 Hartford (2/26/89)
 Boston (10/5/89)

Most For, Both Teams 10 vs. New Jersey (10/29/89) (5-5)

POWER-PLAY CHANCES

Most For 12 New Jersey (3/1/89)
 NY Islanders (2/6/90)
 Florida (10/25/05)

Most Against 14 Washington (10/11/88)

Most For, Both Teams 22 at Washington (1/1/88)
 (P 9 - W 13);
 vs Philadelphia (3/19/88)
 (P 10 - Ph12)

TEAM RECORDS

game (cont.)

SHORT-HANDED GOALS

Most For 2 19 times (last 3/11/07)
Most Against 3 at Toronto (11/16/88),
 vs. Ottawa (2/2/06)

Most For, Both Teams 4 vs Chicago (12/6/89) (2-2)

PENALTIES

Most For, Home 28 Edmonton (1/19/88)
Most For, Road 32 NY Rangers (10/30/88)
Most Against, Home 24 Edmonton (1/19/80)

Washington (11/25/89)
Most Against, Road 27 NY Rangers (10/30/88)

Most For, Both Teams, Home 52 Edmonton (1/19/80)

Most For, Both Teams, Road 59 NY Rangers (10/30/88)

PENALTY MINUTES

Most For, Home 144 Edmonton (1/19/88)
Most For, Road 158 NY Rangers (10/30/88)

Most Against, Home 123 Edmonton (1/19/88)
Most Against, Road 134 NY Rangers (10/30/88)

Most For, Both Teams, Home 267 Edmonton (1/19/80)
 (P 144 - E 123)

Most For, Both Teams, Road 292 NY Rangers (10/30/88)
 (P 158 - NYR 134)

LARGEST MARGIN OF VICTORY

Home 11 Washington (3/15/75)(12-1)
 Toronto (12/26/91) (12-1)

Road 8 San Jose (12/5/91) (8-0)

SHOTS

Most For, Home 65 Washington (3/15/75)
Most For, Road 53 Montreal (12/16/00)

Most Against, Home 55 Montreal (10/23/76)
Most Against, Road 62 Chicago (3/12/89)

Fewest For, Home 11 Carolina (12/16/01)
 Los Angeles (10/10/03)

Fewest For, Road 11 Boston (3/27/77)
 Carolina (12/18/03)

Fewest Against, Home 11 Ottawa (12/26/03)
 Phoenix (12/11/99)

Fewest Against, Road 13 Phoenix (12/12/98)

SAVES

Most For, Home 51 Detroit (1/31/98)
Most For, Road 57 Chicago (3/12/89)

Most Against, Home 53 Montreal (3/10/74)
Most Against, Road 49 Montreal (12/16/00)

Fewest For, Home 9 Colorado (1/3/98)
 Phoenix (12/11/99)

Fewest For, Road 11 Vancouver (11/17/87)
 Phoenix (12/12/97)

Fewest Against, Home 11 Edmonton (10/31/98)
 Carolina (12/4/98)

Fewest Against, Road 11 Philadelphia (3/21/98)
 St. Louis (1/19/00)

Fewest Against, Road 9 Montreal (10/13/84)

LARGEST MARGIN OF DEFEAT

Home 9 New Jersey (10/28/00) (9-0)

Road 12 Montreal (2/22/79) (12-0)

period

GOALS

Most For, Home 8 San Jose (12/17/91)
Most For, Road 7 Quebec (2/27/95)

Most Against, Home 6 7 times (last 11/16/96)
Most Against, Road 7 Philadelphia (3/22/84)

Most For, Both Teams, Home 8 9 times (last 11/1/97)

Most For, Both Teams, Road 9 Quebec (2/27/95)

ASSISTS

Most For, Home 11 St. Louis (11/22/72)
Most For, Road 12 Quebec (2/27/95)

Most Against, Home 12 Quebec (2/16/85)
Most Against, Road 13 Philadelphia (3/22/84)

Most For, Both Teams, Home 15 Vancouver (10/6/76)

Most For, Both Teams, Road 16 Quebec (2/27/95)

POINTS

Most For, Home 18 St. Louis (11/22/72)
Most For, Road 19 Quebec (2/27/95)

Most Against, Home 18 Quebec (2/16/85)
Most Against, Road 20 Philadelphia (3/22/84)

Most For, Both Teams, Home 23 Vancouver (10/6/76)

Most For, Both Teams, Road 25 Quebec (2/27/95)

PENALTIES

Most For, Home 24 Edmonton (1/19/80)

Most For, Road 32 NY Rangers (10/30/88)
Most Against, Home 22 New Jersey (3/25/89)

Most Against, Road 33 Philadelphia (12/8/88)

Most For, Both Teams, Home 43 Edmonton (1/19/80)

Most For, Both Teams, Road 64 Philadelphia (12/8/88)

PENALTY MINUTES

Most For, Home 133 Edmonton (1/19/80)

Most For, Road 146 NY Rangers (10/30/88)
Most Against, Home 110 Edmonton (1/19/80)

Most Against, Road 141 Philadelphia (12/8/88)

Most For, Both Teams, Home 243 Edmonton (1/19/80)

Most For, Both Teams, Road 272 NY Rangers (10/30/88)

TEAM RECORDS

period [cont.]

SHOTS

Most For, Home	27	Washington (3/15/75)
Most For, Road	25	San Jose (3/6/92)
Most Against, Home	25	Vancouver (1/7/89)
Most Against, Road	28	NY Islanders (12/5/78)
Fewest For, Home	0	San Jose (11/23/03)
Fewest For, Road	1	13 times (last 12/26/03)
Fewest Against, Home	0	Florida (2/21/01)
Fewest Against, Road	0	Florida (12/20/00)

SAVES

Most For, Home	23	Vancouver (1/7/89)
Most For, Road	25	3 times (last 3/11/04)
Most Against, Home	24	Hartford (2/19/81)
Most Against, Road	22	Minnesota (3/23/74)
Fewest For, Home	0	Florida (2/21/01)
		Boston (3/14/89)
Fewest For, Road	0	Florida (12/20/00)
		Phoenix (12/12/97)
Fewest Against, Home	0	San Jose (11/23/03)
Fewest Against, Road	0	Boston (12/15/68)

season [player]

GOALS

Overall	85	Mario Lemieux (1988-89)
Center	85	Mario Lemieux (1988-89)
Right Wing	62	Jaromir Jagr (1995-96)
Left Wing	55	Kevin Stevens (1992-93)
Defenseman	30	Paul Coffey (1988-89)
Rookie	43	Mario Lemieux (1984-85)
Rookie Defenseman	12	Zarley Zalapski (1988-89)

ASSISTS

Overall	114	Mario Lemieux (1988-89)
Center	114	Mario Lemieux (1988-89)
Right Wing	87	Jaromir Jagr (1995-96)
Left Wing	69	Kevin Stevens (1991-92)
Defenseman	83	Paul Coffey (1988-89)
Rookie	63	Sidney Crosby (2005-06)
Rookie Defenseman	33	Zarley Zalapski (1988-89)
Goaltender	8	Tom Barrasso (1992-93)

POINTS

Overall	199	Mario Lemieux (1988-89)
Center	199	Mario Lemieux (1988-89)
Right Wing	149	Jaromir Jagr (1995-96)
Left Wing	123	Kevin Stevens (1991-92)
Defenseman	113	Paul Coffey (1988-89)
Rookie	102	Sidney Crosby (2005-06)
Rookie Defenseman	45	Zarley Zalapski (1988-89)
Goaltender	8	Tom Barrasso (1992-93)

PENALTY MINUTES

Overall	409	Paul Baxter (1981-82)
Center	157	Dave Hannan (1988-89)
Right Wing	285	Jay Caulfield (1988-89)
Left Wing	378	Dave Schultz (1977-78)
Defenseman	409	Paul Baxter (1981-82)
Rookie	285	Jay Caulfield (1988-89)
Rookie Defenseman	172	Colin Campbell (1974-75)
Goaltender	60	Andy Brown (1973-74)

SHOTS

Overall	403	Jaromir Jagr (1995-96)
Center	382	Mario Lemieux (1987-88)
Right Wing	403	Jaromir Jagr (1995-96)
Left Wing	326	Kevin Stevens (1992-93)
Defenseman	342	Paul Coffey (1988-89)
Rookie	278	Sidney Crosby (2005-06)
Rookie Defenseman	156	D. Edestrand (1971-72)

POWER-PLAY GOALS

Overall	31	Mario Lemieux (1988-89; 1995-96)
Center	31	Mario Lemieux (1988-89; 1995-96)
Right Wing	24	Rob Brown (1988-89)
Left Wing	26	Kevin Stevens (1992-93)
Defenseman	13	Doug Bodger (1987-88)
		Kevin Hatcher (1997-98)
Rookie	16	Sidney Crosby (2005-06)
		Evgeni Malkin (2006-07)
Rookie Defenseman	5	Zarley Zalapski (1988-89)

POWER-PLAY ASSISTS

Overall	58	Mario Lemieux (1987-88)
Center	58	Mario Lemieux (1987-88)
Right Wing	34	Jaromir Jagr (1998-99)
Left Wing	27	Pat Boutette (1981-82)
Defenseman	53	Paul Coffey (1988-89)
Rookie	31	Sidney Crosby (2005-06)
Rookie Defenseman	23	Zarley Zalapski (1988-89)

POWER-PLAY POINTS

Overall	80	Mario Lemieux (1987-88; 1988-89)
Center	80	Mario Lemieux (1987-88; 1988-89)
Right Wing	51	Jaromir Jagr (1995-96)
Left Wing	44	Kevin Stevens (1992-93)
Defenseman	64	Paul Coffey (1988-89)
Rookie	47	Sidney Crosby (2005-06)
Rookie Defenseman	28	Zarley Zalapski (1988-89)

PLAYER RECORDS

season [cont.]

SHORT-HANDED GOALS

Overall	13	Mario Lemieux (1988-89)
Center	13	Mario Lemieux (1988-89)
Right Wing	4	Jean Pronovost (1973-74)
		Rick Tocchet (1992-93)
Left Wing	5	Ryan Malone (2005-06)
Defenseman	2	Bob Woytowich (1968-69)
		Moe Mantha (1985-86)
		Paul Coffey (1987-88)
		Grant Jennings (1991-92)
		Larry Murphy (1991-92, 1992-93)
		Darius Kasparaitis (1997-98)
		Kevin Hatcher (1998-99)
Rookie	*7	Jordan Staal (2006-07)

*NHL rookie record

MOST CONSECUTIVE GAMES WITH A...

Goal	12	Mario Lemieux (18 goals), 10/6/92 - 11/1/92
Assist	14	Mario Lemieux (23 assists) 1/15/86 - 2/16/86
Point	46	Mario Lemieux (39+64=103) 10/31/89 - 2/14/90
Goal (Rookie)	7	Mike Bullard (8 goals) 1/23/82 - 2/6/82
Assist (Rookie)	6	Sidney Crosby (7 assists) 10/5/05-10/15/05
		Mario Lemieux (9 assists) 10/27/84 - 11/8/84
		(9 assists) 12/7/84 - 12/21/84
Point (Rookie)	11	Mike Bullard (3+10=13) 12/12/81 - 1/3/82

game

Goals	5	Mario Lemieux (3 times) (vs. New Jersey, 12/31/88) (at NY Rangers, 4/9/93) (vs. St. Louis, 3/26/96)	Points	8	Mario Lemieux (2 times) (vs. St. Louis, 10/15/88, 2+6) (vs. New Jersey, 12/31/88, 5+3)
Assists	6	Ron Stackhouse (vs. Philadelphia, 3/8/75) Greg Malone (vs. Quebec, 11/28/79) Mario Lemieux (3 times) (vs. St. Louis, 10/15/88) (at San Jose, 12/5/92) (vs. Tampa Bay, 11/1/95)	Shots	14	Ron Stackhouse (vs. Washington, 4/3/76)
			Penalties	9	Russ Anderson (vs. Edmonton, 1/19/80)
			Penalty Minutes	51	Russ Anderson (vs. Edmonton, 1/19/80)

period

Goals	4	Mario Lemieux (at Montreal, 1/26/97)	Points	4	21 times - last time Mario Lemieux (vs. Buffalo, 12/23/02)
Assists	4	Syl Apps (vs. Detroit, 3/24/71) Ron Stackhouse (vs. Philadelphia, 3/8/75) Paul Coffey (vs. NY Islanders, 2/6/90) Mario Lemieux (vs. Tampa Bay, 11/1/95) Jaromir Jagr (at St. Louis, 12/19/96)	Shots	7	Six times - last time Mario Lemieux (at Atlanta, 10, 23, 01)
			Penalties	8	Russ Anderson (vs. Edmonton, 1/19/80)
			Penalty Minutes	46	Russ Anderson (vs. Edmonton, 1/19/80)

month

Goals	18	Mario Lemieux (March 1993)
Assists	25	Mario Lemieux (March 1988)
Points	38	Mario Lemieux (October 1988) (11 games - 16+22)

PLAYER RECORDS

STREAKS

goaltenders

GAMES		GOALS AGAINST	
All-Time	726 Tom Barrasso	All-Time	1409 Tom Barrasso
Season	67 Marc-Andre Fleury (2006-07)	Season	258 Greg Millen (1980-81)
Season, Home	37 Marc-Andre Fleury (2006-07)	Season, Home	128 Greg Millen (1980-81)
	Johan Hedberg (2001-02)	Season, Road	130 Greg Millen (1980-81)
Season, Road	32 Tom Barrasso (1997-98)		
MINUTES PLAYED		GOALS-AGAINST AVERAGE	
All-Time	25883 Tom Barrasso	All-Time	2.65 Peter Skudra
Season	3906 Marc-Andre Fleury (2006-07)	Season	2.07 Tom Barrasso (1997-98)
Season, Home	2188 Marc-Andre Fleury (2006-07)	Season, Home	2.02 Al Smith (1970-71)
Season, Road	1932 Tom Barrasso (1997-98)	Season, Road	1.83 Tom Barrasso (1997-98)
WINS		SAVE PERCENTAGE	
All-Time	226 Tom Barrasso	All-Time (Minimum 30 Games)	.913 Patrick Lalime
Season	43 Tom Barrasso (1992-93)	Season (Minimum 30 Games)	.914 Jean-Sebastien Aubin (1999-00)
Season, Home	24 Tom Barrasso (1992-93)		
Season, Road	19 Tom Barrasso (1992-93)		
LOSSES		LONGEST CONSECUTIVE STREAKS	
All-Time	153 Tom Barrasso	Games Played	26 Greg Millen
Season	34 Johan Hedberg (2001-02)		(2/7/81 - 4/4/81) (11-10-5)
Season, Home	18 Johan Hedberg (2001-02)	Wins	14 Tom Barrasso (3/9/93 - 4/9/93)
Season, Road	17 Les Binkley (1967-68)	Wins, Home	13 Jim Rutherford
	Michel Dion (1981-82)		(2/16/72 - 11/16/72)
		Wins, Road	6 Tom Barrasso (3/14/93 - 4/9/93)
		Unbeaten	16 Patrick Lalime
			(12/6/96 - 1/21/97) (14-0-2)
		Unbeaten, Home	18 Michel Plasse
			(1/11/75 - 12/31/75) (14-0-4)
		Unbeaten, Road	7 Denis Herron
			(3/13/79 - 3/27/79) (5-0-2)
			Tom Barrasso (2 times)
			(10/20/95 - 11/17/95) (5-0-2)
			(11/15/97 - 12/19/97) (5-0-2)
		Losses	9 Michel Dion
			(12/20/83 - 3/1/84)
		Losses, Home	7 Sebastien Caron
			(12/31/03-2/10/04)
		Losses, Road	10 Joe Daley
			(11/13/68 - 3/20/69)
			Denis Herron
			(12/22/84 - 3/30/85)
		Winless	15 Al Smith
			(1/28/71 - 4/1/71) (0-10-5)
		Winless, Home	9 Les Binkley
			(11/6/68 - 12/21/68) (0-8-1)
		Winless, Road	26 Al Smith
			(3/5/70 - 4/1/71) (0-18-8)
SHUTOUTS		LONGEST SHUTOUT SEQUENCE	
All-Time	22 Tom Barrasso	Individual	136:13 Jocelyn Thibault
Season	7 Tom Barrasso (1997-98)		(3/6/07 - 3/19/07)
Season, Home	5 Marc-Andre Fleury (2006-07)	Team	187:30 Wregget/Barrasso
Season, Road	6 Tom Barrasso (1997-98)		(1/31/93 - 2/13/93)
		Against	183:15 3/31/80 - 2/9/80
WINNING PERCENTAGE			
All-Time (Minimum 30 games)	.629 Patrick Lalime (21-12-2)		
Season (Minimum 30 games)	.734 Tom Barrasso (1992-93) (43-14-5)		

overall

home

road

Season	Win	Point	Loss	Winless	Win	Point	Loss	Winless	Win	Point	Loss	Winless
1967-68	4	5	3	4	3	5	2	5	3	3	5	8
1968-69	4	6	7	9	4	4	4	6	2	5	8	14
1969-70	3	4	6	10	4	6	3	4	2	2	4	9
1970-71	2	4	4	8	7	7	2	5	2	3	15	*18
1971-72	4	5	6	9	3	4	3	4	3	6	6	14
1972-73	4	5	5	8	4	8	3	3	1	2	9	9
1973-74	3	4	6	8	3	6	4	4	2	3	4	5
1974-75	3	7	3	7	9	*20	2	4	3	4	4	6
1975-76	4	11	3	7	6	10	4	4	2	6	7	9
1976-77	3	6	4	6	3	7	2	3	2	2	3	6
1977-78	2	7	5	6	2	6	3	5	2	6	5	8
1978-79	4	10	4	5	6	8	3	3	3	7	6	8
1979-80	3	7	6	8	4	7	5	5	2	3	7	7
1980-81	6	6	3	6	5	6	3	3	2	4	8	11
1981-82	4	7	4	9	4	8	2	5	3	3	7	12
1982-83	3	5	11	*18	3	3	4	7	1	2	*18	*18
1983-84	2	3	8	8	1	2	7	11	4	5	6	7
1984-85	5	5	9	12	3	3	4	7	2	2	8	10
1985-86	5	6	5	7	4	10	4	6	2	2	5	5
1986-87	7	7	4	9	6	6	2	3	2	2	4	12
1987-88	4	4	6	10	6	6	3	7	4	4	4	5
1988-89	5	8	4	6	6	12	4	4	3	4	4	8
1989-90	4	5	4	8	7	7	4	4	2	3	8	13
1990-91	6	7	3	5	*11	14	3	5	3	4	6	10
1991-92	4	6	4	6	9	9	4	4	5	5	4	7
1992-93	#17	*18	3	3	10	11	2	3	*7	*8	3	2
1993-94	4	8	4	4	4	7	3	3	4	4	2	4
1994-95	7	13	3	3	7	9	2	2	4	6	3	3
1995-96	8	8	3	3	8	8	3	3	3	6	4	5
1996-97	6	14	6	6	6	8	3	3	6	7	8	13
1997-98	6	8	3	6	5	10	2	5	5	7	3	5
1998-99	10	10	3	8	9	11	3	4	2	3	3	6
1999-00	4	5	4	8	5	8	3	5	3	3	6	8
2000-01	4	5	2	6	4	5	5	7	2	6	4	4
2001-02	6	6	7	10	3	7	4	4	3	4	6	6
2002-03	4	5	9	16	3	6	5	10	3	3	6	7
2003-04	4	6	*13	*18	3	8	*14	*16	3	3	6	11
2005-06	2	5	10	10	2	3	5	6	2	3	5	9
2006-07	6	16	5	5	8	11	3	3	4	7	4	4

* = Club Record, # = NHL Record

Longest Winning Streak	17	3/9/93 - 4/11/93
Longest Home Winning Streak	11	1/5/91 - 3/7/91
Longest Road Winning Streak	7	3/14/93 - 4/9/93
Longest Unbeaten Streak	18	3/9/93 - 4/14/93 (17-0-1)
Longest Home Unbeaten Streak	20	11/30/74 - 2/22/75 (12-0-8)
Longest Road Unbeaten Streak	8	3/14/93 - 4/14/93 (7-0-1)
Longest Losing Streak	13	1/13/04 - 2/12/04
Longest Home Losing Streak	14	12/31/03 - 3/22/04
Longest Road Losing Streak	18	12/23/82 - 3/4/83
Longest Winless Streak	18	1/13/04 - 2/22/04 (0-17-0-1)
Longest Home Winless Streak	16	12/31/03 - 3/4/04 (0-15-1)
Longest Road Winless Streak	18	10/25/70 - 1/14/71 (0-11-7)
		12/23/82 - 3/4/83 (0-18-0)
Consecutive Games Without Being Shutout	211	1/7/89 - 10/28/91
Consecutive Home Games Without Being Shutout	206	1/28/92 - 10/8/97
Consecutive Road Games Without Being Shutout	120	1/12/90 - 12/29/91
Consecutive Games Without Shutting Out Opponent	156	3/12/77 - 12/9/78
Consecutive Home Games Without Shutting Out Opponent	95	4/2/80 - 12/1/82
Consecutive Road Games Without Shutting Out Opponent	188	1/24/87 - 12/5/91
Consecutive Games Tied	4	12/8/79 - 12/15/79

MONTH BY MONTH

	OCT.	NOV.	DEC.	JAN.	FEB.	MAR.	APR.	MAY	SEASON
1967-68	3-6-1	6-3-2	4-8-2	4-7-2	4-5-3	6-5-3			27-34-13
1968-69	1-4-2	4-8-2	2-10-2	3-10-1	4-6-2	6-7-2			20-45-11
1969-70	1-4-3	5-6-2	5-7-0	3-7-3	8-5-0	3-7-4	1-2-0		26-38-12
1970-71	2-4-3	3-6-5	5-7-3	6-5-1	3-7-3	2-7-3	0-1-2		21-37-20
1971-72	5-5-2	3-9-0	3-7-4	1-8-3	7-6-0	6-3-4	1-0-1		26-38-14
1972-73	5-5-0	7-5-2	3-6-4	6-9-0	6-5-1	4-7-2	1-0-0		32-37-9
1973-74	4-4-1	3-7-2	2-10-2	5-8-0	5-6-1	7-4-3	2-2-0		28-41-9
1974-75	2-4-1	6-6-3	4-6-4	8-3-2	7-3-3	9-4-2	1-2-0		37-28-15
1975-76	4-2-1	6-8-1	5-7-2	4-7-3	8-2-4	7-6-1	1-1-0		35-33-12
1976-77	2-6-4	6-5-1	7-5-1	7-4-2	5-5-4	5-8-1	2-0-0		34-33-13
1977-78	3-5-1	4-6-3	4-6-4	5-5-3	4-2-5	2-11-2	3-2-0		25-37-18
1978-79	1-6-2	5-7-1	9-2-4	5-7-1	6-3-1	8-4-4	2-2-0		36-31-13
1979-80	4-4-1	5-4-3	5-3-7	5-10-0	4-7-0	6-7-2	1-2-0		30-37-13
1980-81	4-5-1	2-8-3	5-6-3	6-6-1	7-5-1	5-6-3	1-1-1		30-37-13
1981-82	5-7-2	7-1-2	4-7-2	5-8-2	3-8-2	5-5-3	2-0-0		31-36-13
1982-83	3-9-1	5-3-3	3-9-2	1-12-1	3-11-0	3-7-2	0-2-0		18-53-9
1983-84	3-9-0	3-7-3	3-8-2	1-11-0	3-10-1	3-12-0	0-1-0		16-58-6
1984-85	5-4-0	1-8-3	8-5-1	4-8-1	2-10-0	4-12-0	0-4-0		24-51-5
1985-86	3-5-2	5-7-1	8-6-1	7-4-2	7-4-1	3-9-1	1-3-0		34-38-8
1986-87	8-3-0	5-5-4	2-7-3	4-8-1	4-7-2	5-8-2	2-0-0		30-38-12
1987-88	3-6-3	6-4-2	7-4-2	5-9-2	4-7-0	9-5-0	2-0-0		36-35-9
1988-89	7-4-0	7-6-0	9-2-3	5-6-1	4-6-3	6-9-0	2-0-0		40-33-7
1989-90	3-7-2	6-7-0	7-5-1	6-6-1	8-5-1	2-10-3			32-40-8
1990-91	6-6-1	5-6-1	10-6-1	7-4-0	4-7-1	9-4-2			41-33-6
1991-92	5-5-2	8-3-2	9-5-0	3-7-1	3-7-3	10-3-1	1-2-0		39-32-9
1992-93	8-1-2	9-5-1	9-3-1	8-5-1	5-5-1	11-2-0	6-0-1		56-21-7
1993-94	7-4-1	5-3-5	6-4-2	6-3-3	7-6-1	9-5-1	4-2-0		44-27-13
1994-95			5-0-0	9-3-2	8-6-0	7-5-1	0-2-0		29-16-3
1995-96	4-2-2	10-3-1	10-4-0	7-7-0	6-5-1	9-5-0	3-3-0		49-29-4
1996-97	2-8-0	6-5-2	11-2-2	8-3-1	4-7-0	5-8-2	2-3-1		38-36-8
1997-98	7-5-2	7-4-3	7-3-3	8-3-2	1-2-3	6-3-4	4-4-1		40-24-18
1998-99	4-3-2	6-3-3	5-4-2	8-5-0	9-5-0	4-5-6	2-5-1		38-30-14
1999-00	2-4-3-1	6-7-0-2	8-6-0-2	5-8-1-0	5-4-4-1	8-6-0-0	3-2-0-0		37-37-8-6
2000-01	5-4-1-0	6-4-2-1	6-6-3-0	8-5-0-1	7-3-1-0	8-5-2-0	2-1-0-1		42-28-9-3
2001-02	4-6-1-1	6-4-2-1	4-7-2-0	8-6-0-1	1-4-1-1	5-7-1-1	0-7-1-0		28-41-8-5
2002-03	6-2-2-0	5-4-1-3	4-9-0-2	6-7-1-0	4-8-0-0	1-13-2-0	1-1-0-0		27-44-6-5
2003-04	2-4-3-0	3-8-1-1	4-8-1-2	2-14-0-0	2-9-0-1	8-4-3-0	2-0-0-0		23-47-8-4
2005-06	1-5-5	6-7-1	3-7-2	2-11-2	2-4-1	5-8-1	3-4-2		22-46-14
2006-07	6-3-0	5-5-4	5-7-2	8-2-2	9-3-1	12-3-2	2-1-0		47-24-11
Totals	152-184-63-2	219-232-81-8	206-226-58-1	242-254-84-1	69-65-12-1	0-2-0			

206-215-78-9

207-272-47-2

242-254-84-1

0-2-0

OVERTIME

all-time overtime record

YEAR	OVERALL					HOME					ROAD				
	GP	W	L	T/SO	PTS	GP	W	L	T/SO	PTS	GP	W	L	T/SO	PTS
1983-84	12	1	5	6	8	7	0	3	4	4	5	1	2	2	4
1984-85	8	3	0	5	11	3	0	0	3	3	5	3	0	2	8
1985-86	14	3	3	8	14	7	1	1	5	7	7	2	2	3	7
1986-87	21	5	4	12	22	11	4	1	6	14	10	1	3	6	8
1987-88	16	5	2	9	19	9	2	1	6	10	7	3	1	3	9
1988-89	10	2	1	7	11	3	0	0	3	3	7	2	1	4	8
1989-90	14	3	3	8	14	7	2	2	3	7	7	1	1	5	7
1990-91	12	4	2	6	14	7	3	1	3	9	5	1	1	3	5
1991-92	12	2	1	9	13	8	1	1	6	8	4	1	0	3	5
1992-93	10	3	0	7	13	6	2	0	4	8	4	1	0	3	5
1993-94	19	4	2	13	21	11	2	1	8	12	8	2	1	5	9
1994-95	5	1	1	3	5	1	0	0	1	1	4	1	1	2	4
1995-96	9	3	2	4	10	4	2	2	0	4	5	1	0	4	6
1996-97	13	1	4	8	10	9	1	3	5	7	4	0	1	3	3
1997-98	23	3	2	18	24	13	2	1	10	14	10	1	1	8	10
1998-99	22	7	1	14	28	14	4	0	10	18	8	3	1	4	10
1999-00*	17	3	6	8	20	7	0	0	7	7	10	3	6	1	13
2000-01*	15	3	3	9	18	4	2	0	2	6	11	1	3	7	12
2001-02*	20	7	5	8	27	10	5	1	4	15	10	2	4	4	12
2002-03*	14	3	5	6	17	7	3	2	2	10	7	0	3	4	7
2003-04*	19	7	4	8	26	10	4	0	6	14	9	3	4	2	12
2005-06**	19	5	8	6	24	11	3	5	3	14	8	2	3	3	10
2006-07**	27	16	5	6	43	11	6	2	3	17	16	10	3	3	26
TOTALS	351	94	69	188	412	180	49	27	104	212	155	35	39	81	200

* = Losses worth one point

** = Wins include shootout wins, ties/shootouts include shootout losses. For a breakdown of shootout results, please see Shootout page.

all-time overtime vs. each team

TEAM	GP	RECORD	TEAM	GP	RECORD
Anaheim	4	0-2-2	Montreal	24	7-4-13
Atlanta	5	3-1-1	Nashville	3	1-0-2
Boston	17	5-2-10	New Jersey	19	4-4-11
Buffalo	25	5-6-14	NY Islanders	24	7-3-14
Calgary	7	0-0-7	NY Rangers	32	15-3-14
Carolina	16	4-2-10	Ottawa	13	4-0-9
Chicago	7	1-0-6	Philadelphia	29	6-9-14
Colorado	10	1-3-6	Phoenix	8	2-3-3
Columbus	2	2-0-0	St. Louis	9	1-2-6
Dallas	6	2-1-3	San Jose	3	0-0-3
Detroit	9	1-2-6	Tampa Bay	12	2-2-8
Edmonton	6	2-1-3	Toronto	10	2-5-3
Florida	10	3-3-4	Vancouver	8	3-1-4
Los Angeles	13	4-5-4	Washington	19	7-3-9
Minnesota	1	0-0-1	TOTALS	351	94-69-188

OVERTIME GAMES

WINS

Player	Date	Time	Opponent	Goalie	Score
Randy Carlyle	12/23/83	2:12	@ New Jersey	Resch	6-5
Mario Lemieux	11/14/84	3:54	@ Winnipeg	Behrend	4-3
Randy Hillier	12/7/84	1:35	@ NY Rangers	Hanlon	4-3
Wayne Babych	3/9/85	1:06	@ Boston	Peeters	6-5
Dan Frawley	12/19/85	0:38	@ Minnesota	Casey	4-3
Doug Shedden	2/24/86	3:54	vs. Los Angeles	Melanson	6-5
Mario Lemieux	4/6/86	0:25	@ NY Rangers	Hanlon	5-4
Doug Bodger	10/11/86	0:50	vs. NY Rangers	Vanbiesbrouck	6-5
Mario Lemieux	10/14/86	3:40	vs. Los Angeles	Melanson	4-3
Randy Cunneymouth	10/22/86	2:30	vs. Buffalo	Cloutier	5-4
Chris Kontos	2/8/87	2:12	@ New Jersey	Chevrier	2-1
Mario Lemieux	4/4/87	1:26	vs. Detroit	Hanlon	4-3
Craig Simpson	10/31/87	4:05	@ Quebec	Brunetta	5-4
Moe Mantha	11/14/87	2:04	vs. NY Rangers	Vanbiesbrouck	3-2
Charlie Simmer	1/23/88	0:24	@ Montreal	Hayward	4-3
Mario Lemieux	2/2/88	4:11	vs. Washington	Peeters	3-2
Mario Lemieux	4/2/88	4:02	@ Washington	Malarchuk	7-6
Rob Brown	12/26/88	1:39	@ Hartford	Liut	4-3
Mario Lemieux	4/2/89	3:38	@ Philadelphia	Empty Net	6-5
Randy Hillier	10/14/89	1:40	vs. Montreal	Roy	2-1
Troy Loney	2/14/90	3:33	@ NY Rangers	Richter	4-3
Randy Gilhen	2/22/90	4:26	vs. NY Islanders	Fitzpatrick	4-3
Mark Recchi	11/24/90	1:11	vs. Washington	Liut	3-2
Scott Young	1/17/91	3:31	@ Toronto	Ing	6-5
Paul Stanton	1/29/91	2:46	vs. Washington	Beaupre	3-2
Kevin Stevens	3/21/91	0:13	vs. NY Rangers	Vanbiesbrouck	5-4
Phil Bourque	10/15/91	2:30	@ NY Islanders	Healy	7-6
Kevin Stevens	11/13/91	3:25	vs. Edmonton	Ranford	5-4
Jaromir Jagr	12/17/92	2:50	@ Philadelphia	Soderstrom	5-4
Jaromir Jagr	3/11/93	3:18	vs. Los Angeles	Staubert	4-3
Ulf Samuelsson	4/7/93	2:11	vs. Montreal	Roy	4-3
Joe Mullen	10/7/93	1:13	vs. Montreal	Roy	2-1
Jaromir Jagr	12/4/93	2:04	@ Hartford	Reese	7-6
Ron Francis	1/7/94	4:54	@ Buffalo	Hasek	4-3
Kevin Stevens	1/11/94	4:09	@ Boston	Blue	5-4
Larry Murphy	3/4/95	4:36	@ Boston	Riendeau	4-3
Jaromir Jagr	11/17/95	2:48	@ Washington	Carey	3-2
Mario Lemieux	1/22/96	1:54	vs. Boston	Ranford	7-6
Mario Lemieux	2/18/96	2:17	vs. NY Rangers	Healy	4-3
Fredrik Olausson	3/8/97	0:19	vs. Philadelphia	Snow	3-2
Kevin Hatcher	10/25/97	0:41	@ Vancouver	McLean	3-2
Rob Brown	11/1/97	3:52	vs. Vancouver	McLean	7-6
Jaromir Jagr	11/22/97	0:25	vs. NY Rangers	Richter	4-3
Kevin Hatcher	12/15/98	3:17	vs. Tampa Bay	Schwab	3-2
Jaromir Jagr	12/26/98	1:18	vs. Ottawa	Tugnut	2-1
Alexei Kovalev	2/9/99	4:31	vs. Montreal	Chabot	3-2
Jaromir Jagr	2/11/99	1:21	vs. Vancouver	Hirsch	6-5
Kip Miller	2/13/99	3:39	@ Nashville	Voukon	3-2
Kip Miller	3/10/99	2:49	@ Carolina	Irbe	3-2
Jaromir Jagr	4/18/99	1:22	@ NY Rangers	Richter	2-1
Robert Lang	1/31/00	4:28	@ Atlanta	Fankhouser	2-1
Hans Jonsson	3/30/00	2:25	@ Washington	Kolzig	4-3
Jaromir Jagr	4/7/00	0:13	@ Buffalo	Hasek	2-1
Alexei Kovalev	2/10/01	0:18	vs. New Jersey	Brodeur	5-4
Alexei Kovalev	2/17/01	1:19	@ Columbus	Tugnut	3-2
Mario Lemieux	2/21/01	2:10	vs. Florida	Luongo	3-2
Billy Tibbetts	11/13/01	1:51	vs. Tampa Bay	Khabibulin	2-1
Jan Hrdina	11/17/01	4:41	vs. NY Rangers	Blackburn	1-0

OVERTIME GAMES

Aleksey Morozov	1/24/02	1:29	@ NY Islanders	Snow	5-4
Randy Robitaille	1/26/02	4:02	vs. Atlanta	Hnilicka	3-2
Michal Rozsival	2/28/02	1:42	@ Columbus	Tugnut	4-3
Alexei Kovalev	3/5/02	3:23	vs. Florida	Luongo	6-5
Jan Hrdina	3/9/02	0:37	vs. NY Rangers	Richter	3-2
Martin Straka	1/4/03	0:42	vs. NY Islanders	Snow	3-2
Mario Lemieux	2/18/03	1:35	vs. Edmonton	Salo	4-3
Shawn Heins	2/22/03	4:33	vs. St. Louis	Johnson	2-1
Ryan Malone	11/11/03	2:10	vs. Boston	Raycroft	3-2
Aleksey Morozov	11/14/03	3:09	@ Buffalo	Noronen	2-1
Ryan Malone	11/22/03	2:40	vs. Ottawa	Lalime	2-1
Ric Jackman	2/25/04	1:48	@ Phoenix	Boucher	4-3
Ryan Malone	2/29/04	2:45	@ NY Islanders	Snow	3-2
Aleksey Morozov	3/19/04	1:17	vs. Carolina	Weekes	4-3
Aleksey Morozov	3/21/04	4:52	vs. NY Rangers	Dunham	4-3
Sergei Gonchar	11/1/05	1:01	@ New Jersey	Clemmensen	4-3
Sidney Crosby	11/16/05	4:13	@ Philadelphia	Niittymaki	3-2
Sidney Crosby	12/31/05	3:31	vs. NY Rangers	Lundqvist	4-3
Sidney Crosby	3/24/06	3:28	vs. NY Islanders	DiPietro	4-3
Sergei Gonchar	10/19/06	3:33	@ NY Islanders	Dunham	4-3
Evgeni Malkin	11/01/06	2:45	@ Los Angeles	Cloutier	4-3
Colby Armstrong	12/9/06	3:51	@ Atlanta	Lehtonen	4-3

LOSSES

Player	Date	Time	Opponent	Goalie	Score
Lucien DeBlois	10/12/83	1:34	vs. Winnipeg	Dion	4-3
Bobby Clarke	11/20/83	2:43	@ Philadelphia	Herron	5-4
Paul MacLean	1/18/84	1:28	vs. Winnipeg	Dion	5-4
Dave Andreychuk	2/8/84	0:35	vs. Buffalo	Herron	6-5
Mark Osborne	2/26/84	2:18	@ NY Rangers	Herron	4-3
Tiger Williams	11/16/85	3:10	@ Los Angeles	Romano	4-3
Murray Craven	12/22/85	2:12	@ Philadelphia	Meloche	3-2
Ilkka Sinisalo	4/5/86	1:59	vs. Philadelphia	Meloche	4-3
Steve Thomas	12/13/86	4:36	@ Toronto	Romano	3-2
Mike Bossy	12/23/86	3:25	@ NY Islanders	Romano	4-3
Mike Gartner	1/1/87	1:30	@ Washington	Romano	4-3
Tomas Sandstrom	3/14/87	1:05	vs. NY Rangers	Riggin	3-2
Kevin Dineen	1/9/88	0:55	@ Hartford	Meloche	5-4
Mario Marois	2/23/88	2:40	vs. Winnipeg	Pietrangelo	4-3
Dave Taylor	3/7/89	2:37	@ Los Angeles	Barrasso	3-2
Don Maloney	2/6/90	4:28	vs. NY Islanders	Barrasso	8-7
Craig MacTavish	3/6/90	1:17	@ Edmonton	Pietrangelo	4-3
Uwe Krupp	3/31/90	1:00	vs. Buffalo	Barrasso	3-2
Tony Granato	11/17/90	0:52	@ Los Angeles	Pietrangelo	2-1
Patrick Flatley	12/23/90	4:29	vs. NY Islanders	Pietrangelo	4-3
Donald Audette	1/23/92	3:25	vs. Buffalo	Young	5-4
Tony Amonte	2/21/94	0:08	@ NY Rangers	Barrasso	4-3
Randy Burridge	3/15/94	0:40	vs. Washington	Barrasso	5-4
Rod Brind'Amour	4/16/95	1:30	@ Philadelphia	Wregget	4-3
Yanic Perreault	10/21/95	0:40	vs. Los Angeles	Wregget	3-2
Steve Thomas	3/9/96	0:21	vs. New Jersey	Barrasso	4-3
Shawn Burr	10/5/96	1:37	vs. Tampa Bay	Barrasso	4-3
Adam Oates	11/14/96	1:05	@ Boston	Wregget	2-1
Valeri Kamensky	1/23/97	3:55	vs. Colorado	Lalime	4-3
Brendan Shanahan	2/8/97	2:01	vs. Detroit	Lalime	6-5
Valeri Kamensky	1/3/98	3:04	vs. Colorado	Skudra	5-4
Alexandre Daigle	3/8/98	4:03	@ Philadelphia	Wregget	4-3
Dixon Ward	3/28/99	2:27	@ Buffalo	Aubin	4-3
Teemu Selanne	10/27/99	3:38	@ Anaheim	Aubin	2-1
Sergei Fedorov	11/12/99	0:36	@ Detroit	Aubin	3-2
Mike Wilson	11/20/99	2:57	@ Florida	Aubin	2-1
Mats Sundin	12/4/99	0:27	@ Toronto	Barrasso	3-2
Adam Oates	12/29/99	4:32	@ Washington	Aubin	3-2

OVERTIME GAMES

Luke Richardson	2/24/00	4:51	@ Philadelphia	Aubin	4-3
Joe Sakic	11/13/00	3:56	@ Colorado	Snow	3-2
Darryl Sydor	1/19/02	0:42	@ Dallas	Snow	6-5
John LeClair	4/7/01	4:39	@ Philadelphia	Snow	4-3
Pavol Demitra	10/20/01	3:35	@ St. Louis	Hedberg	2-1
Vaclav Prospal	11/10/01	4:29	@ Tampa Bay	Aubin	3-2
Marty Murray	1/29/02	1:47	@ Philadelphia	Aubin	3-2
Brian Rafalski	2/9/02	4:51	vs. New Jersey	Hedberg	2-1
Oleg Petrov	3/30/02	1:32	@ Montreal	Hedberg	2-1
Valeri Bure	11/6/02	2:19	@ Florida	Hedberg	4-3
Donald Audette	11/18/02	1:12	@ Montreal	Hedberg	5-4
Andrei Markov	11/20/02	2:25	vs. Montreal	Aubin	3-2
Mathieu Schneider	12/14/02	4:22	@ Los Angeles	Hedberg	3-2
Ilya Kovalchuk	12/30/02	4:40	vs. Atlanta	Aubin	3-2
Patrik Elias	11/21/03	0:39	@ New Jersey	Fleury	2-1
Markus Naslund	12/9/03	0:24	@ Vancouver	Fleury	4-3
Jeff O'Neill	12/18/03	2:14	@ Carolina	Caron	2-1
Eric Boguniecki	2/14/04	2:06	@ St. Louis	Caron	2-1
Glen Murray	10/8/05	1:23	vs. Boston	Caron	7-6
Jochen Hecht	10/10/05	4:39	@ Buffalo	Fleury	3-2
Mike Rathje	10/14/05	3:17	@ Philadelphia	Caron	6-5
Stephen Weiss	10/25/05	0:53	vs. Florida	Thibault	4-3
Chris Drury	12/16/05	1:32	vs. Buffalo	Fleury	4-3
Tomas Kaberle	12/27/05	2:26	vs. Toronto	Fleury	3-2
Bryan McCabe	1/2/06	1:02	@ Toronto	Thibault	3-2
Brian Gionta	4/2/06	2:22	vs. New Jersey	Fleury	3-2
Teemu Selanne	11/6/06	0:44	@ Anaheim	Thibault	3-2
Vincent Lecavalier	11/8/06	2:41	vs. Tampa Bay	Fleury	4-3
Martin Straka	11/25/06	4:57	vs. NY Rangers	Fleury	2-1
Sheldon Souray	2/4/07	2:01	@ Montreal	Fleury	4-3
Tomas Kaberle	3/31/07	3:55	@ Toronto	Fleury	5-4

OVERTIME SCORING

PLAYER	G	A	PTS	PLAYER	G	A	PTS
Mario Lemieux	11	11	22	Darius Kasparaitis	0	2	2
Jaromir Jagr	9	5	14	Tomas Sandstrom	0	2	2
Alexei Kovalev	4	3	7	Bryan Smolinski	0	2	2
Martin Straka	1	6	7	MAXIME TALBOT	0	2	2
Ron Francis	1	5	6	RYAN WHITNEY	0	2	2
Dick Tarnstrong	0	6	6	Zarley Zalapski	0	2	2
Aleksey Morozov	4	1	5	Michel Ouellet	0	1	1
Kevin Stevens	3	2	5	Josef Melichar	0	1	1
Larry Murphy	1	4	5	Wayne Babych	1	0	1
SIDNEY CROSBY	3	1	4	Randy Carlyle	1	0	1
RYAN MALONE	3	1	4	Randy Gilhen	1	0	1
SERGEI GONCHAR	2	2	4	Shawn Heins	1	0	1
Jan Hrdina	2	2	4	Chris Kontos	1	0	1
Paul Coffey	0	4	4	Joe Mullen	1	0	1
COLBY ARMSTRONG	3	0	3	Fredrik Olasson	1	0	1
Rob Brown	2	1	3	Randy Robitaille	1	0	1
Kevin Hatcher	2	1	3	Ulf Samuelsson	1	0	1
Randy Hillier	2	1	3	Doug Shedden	1	0	1
Kip Miller	2	1	3	Charlie Simmer	1	0	1
Doug Bodger	1	2	3	Marc Bergevin	0	1	1
Phil Bourque	1	2	3	John Chabot	0	1	1
Ric Jackman	1	2	3	Ron Duguay	0	1	1
Michal Rozsival	1	2	3	Nils Ekman	0	1	1
Craig Simpson	1	2	3	Bob Errey	0	1	1
Scott Young	1	2	3	Rico Fata	0	1	1
Jiri Slegr	0	3	3	Andrew Ference	0	1	1
German Titov	0	3	3	Lee Giffin	0	1	1
Warren Young	0	3	3	Dave Hannan	0	1	1
EVGENI MALKIN	1	1	2	Rick Kehoe	0	1	1
MARK RECCHI	1	1	2	Milan Kraft	0	1	1
Randy Cunneynworth	1	1	2	Janne Laukkanen	0	1	1
Dan Frawley	1	1	2	Norm MacIver	0	1	1
Hans Jonsson	1	1	2	Tom O'Regan	0	1	1
Robert Lang	1	1	2	Wilf Paiment	0	1	1
Troy Loney	1	1	2	Lasse Pirjeta	0	1	1
Moe Mantha	1	1	2	Stephane Richer	0	1	1
Paul Stanton	1	1	2	Gary Rissling	0	1	1
Billy Tibbetts	1	1	2	Gord Roberts	0	1	1
Stu Barnes	0	2	2	Ville Siren	0	1	1
Kris Beech	0	2	2	Tony Tanti	0	1	1
John Cullen	0	2	2	Rick Tocchet	0	1	1
Mike Eastwood	0	2	2	Steve Poapst	0	1	1

SHOOTOUT

all-time record

YEAR	OVERALL			HOME			ROAD		
	GP	W	L	GP	W	L	GP	W	L
2005-06	7	1	6	4	1	3	3	0	3
2006-07	16	10	6	8	5	3	8	5	3
TOTALS	23	11	12	11	5	6	11	5	6

all-time vs. each team

TEAM	SO	W-L	TEAM	SO	W-L
Anaheim	0	0-0	Montreal	2	2-0
Atlanta	1	0-1	Nashville	0	0-0
Boston	2	0-2	New Jersey	1	0-1
Buffalo	1	1-0	NY Islanders	4	0-4
Calgary	0	0-0	NY Rangers	2	1-1
Carolina	1	0-1	Ottawa	2	2-0
Chicago	1	1-0	Philadelphia	2	2-0
Colorado	0	0-0	Phoenix	0	0-0
Columbus	0	0-0	St. Louis	0	0-0
Dallas	1	1-0	San Jose	0	0-0
Detroit	0	0-0	Tampa Bay	2	0-2
Edmonton	0	0-0	Toronto	0	0-0
Florida	0	0-0	Vancouver	0	0-0
Los Angeles	0	0-0	Washington	1	1-0
Minnesota	0	0-0	TOTALS	23	11-12

all-time results

Date	Opponent	W/L	Winning Goal	Winning Goalie	Losing Goalie	Shootout Score	Final Score
10/7/05	@ Carolina	L	Stillman	Ward	Caron	0-1	2-3
11/10/05	vs. Montreal	W	Crosby	Thibault	Theodore	1-0	3-2
11/14/05	vs. NY Islanders	L	Blake	DiPietro	Thibault	2-3	2-3
1/26/06	@ NY Islanders	L	Satan	Dubielewicz	Caron	0-1	3-4
2/4/06	vs. NY Islanders	L	Satan	DiPietro	Fleury	0-2	4-5
3/7/06	vs. Tampa Bay	L	Richards	Grahame	Fleury	0-2	4-5
4/15/06	@ NY Islanders	L	Nilsson	DiPietro	Caron	3-4	4-5
11/22/06	vs. Boston	L	Sturm	Thomas	Fleury	0-1	3-4
12/7/06	@ NY Rangers	L	Shanahan	Lundqvist	Fleury	0-1	2-3
12/11/06	@ Washington	W	Malkin	Fleury	Kolzig	2-1	5-4
12/21/06	@ Atlanta	L	Kozlov	Lehtonen	Thibault	0-2	3-4
1/7/07	vs. Tampa Bay	L	St. Louis	Holmqvist	Fleury	0-1	2-3
1/18/07	@ Boston	L	Kessel	Toivonen	Fleury	1-2	4-5
1/26/07	@ Dallas	W	Christensen	Fleury	Turco	1-0	4-3
2/1/07	vs. Montreal	W	Malkin	Fleury	Aebischer	2-1	5-4
2/8/07	@ Philadelphia	W	Crosby	Fleury	Niittymaki	1-0	5-4
2/14/07	vs. Chicago	W	Christensen	Fleury	Khabibulin	2-0	5-4
3/1/07	@ NY Rangers	W	Crosby	Fleury	Lundqvist	1-0	4-3
3/4/07	vs. Philadelphia	W	Christensen	Fleury	Biron	2-0	4-3
3/6/07	@ Ottawa	W	Crosby	Thibault	Emery	2-1	5-4
3/8/07	vs. New Jersey	L	Elias	Brodeur	Fleury	0-1	3-4
3/13/07	vs. Buffalo	W	Crosby	Fleury	Miller	2-1	5-4
3/18/07	vs. Ottawa	W	Ruutu	Fleury	Emery	1-0	4-3

all-time conversion rates

YEAR	OVERALL			HOME			ROAD		
	Goals	Shots	Pct.	Goals	Shots	Pct.	Goals	Shots	Pct.
2005-06	6	28	21.4	3	16	18.8	3	12	25.0
2006-07	17	47	36.2	9	24	37.5	8	23	34.8
TOTALS	23	75	30.1	12	40	30.0	11	35	31.4

penguins shooters

PLAYER	G	S	PCT.	PLAYER	G	S	PCT.
Erik Christensen	9	15	60.0	Ryan Malone	0	2	0.0
Jarkko Ruutu	1	2	50.0	Ziggy Palffy	0	2	0.0
Ryan Whitney	1	2	50.0	John LeClair	0	1	0.0
Sidney Crosby	7	21	33.3	Konstantin Koltsov	0	1	0.0
Sergei Gonchar	1	3	33.3	Lasse Pirjeta	0	1	0.0
Evgeni Malkin	3	12	25.0	Andy Hilbert	0	1	0.0
Michel Ouellet	1	4	25.0	Jani Rita	0	1	0.0
Mario Lemieux	0	3	0.0	Nils Ekman	0	1	0.0
Mark Recchi	0	3	0.0	TOTALS	23	75	30.1

pens goalies

Player	REC	SH	SV	GA	PCT.
Fleury	9-5	44	31	13	.705
Thibault	2-2	17	11	6	.647
Caron	0-3	10	4	6	.400
TOTALS	11-10	71	46	25	..648

opponent shooters

PLAYER	G	S	PCT.	PLAYER	G	S	PCT.
Shawn Bates	2	2	100	Mike York	0	1	0
Jason Blake	2	2	100	Arron Asham	0	1	0
Marco Sturm	2	2	100	Mike Green	0	1	0
Patrik Elias	1	1	100	Chris Clark	0	1	0
Marian Hossa	1	1	100	Marc Savard	0	1	0
Phil Kessel	1	1	100	Sergei Zubov	0	1	0
Vyacheslav Kozlov	1	1	100	Jussi Jokinen	0	1	0
Alexander Ovechkin	1	1	100	Mike Ribeiro	0	1	0
Vaclav Prospal	1	1	100	Chris Higgins	0	1	0
Brendan Shanahan	1	1	100	Tomas Plekanec	0	1	0
Martin St. Louis	1	1	100	Jeff Carter	0	1	0
Drew Stafford	1	1	100	Peter Forsberg	0	1	0
Cory Stillman	1	1	100	Simon Gagne	0	1	0
Trent Hunter	2	4	50.0	Martin Havlat	0	1	0
Miroslav Satan	2	4	50.0	Bryan Smolinski	0	1	0
Brad Richards	1	2	50.0	Michael Nylander	0	1	0
Alexei Yashin	1	2	50.0	Jaromir Jagr	0	1	0
Robert Nilsson	1	2	50.0	Petr Prucha	0	1	0
Alexei Kovalev	1	2	50.0	Stefan Ruzicka	0	1	0
Dean McAmmond	1	2	50.0	Scottie Upshall	0	1	0
Patrice Bergeron	0	2	0	Dany Heatley	0	1	0
Matt Cullen	0	2	0	Zach Parise	0	1	0
Vincent Lecavalier	0	2	0	Jamie Langenbrunner	0	1	0
Antoine Vermette	0	2	0	Daniel Briere	0	1	0
Michael Ryder	0	1	0	Thomas Vanek	0	1	0
Mark Parrish	0	1	0	Mike Comrie	0	1	0
Alexander Perezhogin	0	1	0	TOTALS	25	71	.400

opponent goalies

Player	REC	SH	SV	GA	PCT.	Player	REC	SH	SV	GA	PCT.
Brodeur	1-0	3	3	0	1.00	Niittymaki	0-1	3	2	1	.667
Dubielewicz	1-0	3	3	0	1.00	Theodore	0-1	3	2	1	.667
Grahame	1-0	2	2	0	1.00	Emery	0-2	6	3	3	.500
Holmqvist	1-0	3	3	0	1.00	Turco	0-1	2	1	1	.500
Lehtonen	1-0	2	2	0	1.00	Aebischer	0-1	3	1	2	.333
Thomas	1-0	3	3	0	1.00	Biron	0-1	3	1	2	.333
Ward	1-0	3	3	0	1.00	Khabibulin	0-1	3	1	2	.333
Lundqvist	1-1	6	5	1	.833	Kolzig	0-1	3	1	2	.333
DiPietro	3-0	17	12	5	.778	Miller	0-1	3	1	2	.333
Toivonen	1-0	4	3	1	.750	TOTALS	12-11	75	52	23	.693

HAT TRICKS

PLAYER	DATE	OPP.	GOALIE(S)	PLAYER	DATE	OPP.	GOALIE(S)
Andy Bathgate	1967-68 (2)	10/18 vs. Min	Maniago (2), Bauman	Doug Shedden	1/2 vs. Hfd	Garrett	
Ken Schinkel	10/21 vs. Chi	1968-69 (0)	Dejordy	Rick Kehoe (7)	1/20 vs. Bos	Baron	
Ken Schinkel (2)	2/4 vs. Min	1969-70 (1)	Maniago Broderick (2)	Andre St. Laurent	3/6 @ Que	Bouchard	
Glen Sather	1970-71 (2)	12/19 vs. Det	McLeod (2), ENG	Pat Boutette	10/12 vs. Van	Brodeur	
Duane Rupp	3/24 vs. Det	1971-72 (1)	Rutherford	Pat Boutette (2)	10/27 vs. Wsh	Parro	
Bob Leiter	12/1 vs. Det	1972-73 (6)	Smith (2), Daley	Rick Kehoe (8)	12/23 @ Det	Stefan	
Al McDonough	10/11 @ STL	1973-74 (3)	Stephenson	Andy Brickley	12/26 vs. NYR	Weeks	
Lowell MacDonald	11/5 vs. Min	1974-75 (3)	Gilbert	Mike Bullard	1/18 vs. Wpg	Veisor	
Al McDonough (2)	11/19 vs. Atl	1975-76 (9)	Myre	Mark Taylor	3/29 @ NYR	Vanbiesbrouck	
Al McDonough (3)	11/22 vs. STL	1976-77 (2)	Stephenson	Mike Bullard (2)*	12/5 vs. STL	Liut	
Eddie Shack	11/29 vs. Tor	1977-78 (3)	Low	Mike Bullard (3)	12/26 vs. NYI	Hrudey	
Syl Apps	12/13 vs. NYI	1978-79 (3)	Desjardins	Mike Bullard (4)	12/31 @ STL	Wamsley	
L. MacDonald (2)	11/13 vs. Min	1979-80 (1)	Maniago	Mario Lemieux *	12/31 @ STL	Wamsley	
Bob Kelly	3/24 vs. Det	1980-81 (5)	Grant	Mike Bullard (5)	1/22 @ Edm	Moog	
L. MacDonald (3)	3/27 vs. Min	1981-82 (4)	Worsley	Doug Shedden (2)	2/15 vs. Van	Brodeur	
Rick Kehoe	2/15 @ Tor	1982-83 (3)	Favell	Mike Bullard (6)	2/21 @ Det	Stefan,	
Jean Pronovost	2/26 vs. Wsh	1983-84 (3)	Belhumeur	R. Cunneyworth	10/9 vs. Wsh	Jensen	
Pierre Larouche	3/12 vs. Bos	1984-85 (2)	Gilbert	Mario Lemieux (2)	10/17 @ Buf	Barrasso	
Jean Pronovost (2)	11/12 @ Wsh	1985-86 (5)	Wolfe	Terry Ruskowski	10/18 vs. NJ	Friesen	
Syl Apps (2)	12/17 @ Cal	1986-87 (12)	Meloche	Kevin LaVallee	10/29 vs. NJ	Chevrier	
Bob Kelly (2)	12/17 @ Cal	1987-88 (9)	Meloche	John Chabot	12/6 vs. Min	Beaupre	
Stan Gilbertson	1/18 vs. NYR	1988-89 (13)	Meloche	Mario Lemieux (3)*	12/12 vs. Tor	Wregget (3), Bester	
Pierre Larouche (2)	2/8 @ Van	1989-90 (10)	Wilson (2), Soetaert	Craig Simpson	12/22 @ Mtl	Roy	
Jean Pronovost (3)	2/19 vs. Tor	1990-91 (5)	Smith (2), Lockett	Mario Lemieux (4)	1/23 @ Van	Caprice	
Pierre Larouche (3)	2/21 vs. Chi	1991-92 (11)	Favell	Mario Lemieux (5)	2/5 @ Bos	Ranford	
L. MacDonald (4)	2/21 vs. Chi	1992-93 (10)	Villemure	R. Cunneyworth (2)*	3/3 @ Que	Gosselin (3), Malarchuk	
Rick Kehoe (2)	3/10 vs. Buf	1993-94 (2)	Smith	Mario Lemieux (6)	3/8 @ Wpg	Reddick	
Rick Kehoe (3)	10/6 vs. Van	1994-95 (2)	Maniago (2), Ridley	Mario Lemieux (7)	3/12 vs. Que	Gosselin, ENG (2)	
Pierre Larouche (4)	12/19 @ Tor	1995-96 (9)	Thomas (2)	Dan Quinn	10/15 vs. NYR	Froese	
Blair Chapman	11/16 @ Min	1996-97 (4)	Palmateer,	Mario Lemieux (8)	10/15 vs. NYR	Froese	
Pete Mahovich	11/30 vs. Det	1997-78 (3)	Thomas (2)	Mario Lemieux (9)	10/24 vs. Buf	Cloutier	
Wayne Bianchin	12/31 vs. Cle	1998-89 (13)	LoPresti	Mario Lemieux (10)	1/5 vs. LA	Healy	
Orest Kindrachuk	3/4 @ Col	1999-00 (3)	Low	Mario Lemieux (11)	1/10 @ Det	Hanlon	
Ron Stackhouse	3/18 @ NYR	2000-01 (9)	Edwards	Paul Coffey	1/20 @ Chi	Mason (2), Pang	
Greg Malone	3/28 vs. NYR	2001-02 (5)	Plasse	Dan Quinn (2)	2/28 @ Chi	Pang	
Gary McAdam	11/28 vs. Que	2002-03 (1)	Thomas	Dan Quinn (3)	3/7 @ Cgy	Vernon	
Rick Kehoe (4)	11/26 vs. Van	2003-04 (0)	Soetaert	Mario Lemieux (12)	4/2 @ Wsh	Malarchuk	
Rick Kehoe (5)	12/3 @ Tor	2004-05 (1)	Plasse	Mario Lemieux (13)	10/12 vs. Wsh	Malarchuk (2), Peeters	
Paul Gardner*	12/13 vs. Phi	2005-06 (1)	Thomas	Rob Brown	10/15 vs. NYR	Riendeau	
Rick Kehoe (6)	1/14 vs. STL	2006-07 (6)	Soetaert	Mario Lemieux (14)	10/16 vs. Phi	Hextall	
Greg Sheppard	3/16 @ Edm	2007-08 (3)	Dion	Rob Brown (2)	11/25 @ Wsh	Malarchuk	
Paul Gardner (2)	11/7 vs. Phi	2008-09 (1)	Lindbergh	Mario Lemieux (15)	12/21 @ Tor	Wregget	
				Mario Lemieux (16)#	12/31 vs. NJ	Sauve (3), Terreri, ENG	
				Dan Quinn (2)	2/28 @ Chi	Pang	
				Dan Quinn (3)	3/7 @ Cgy	Vernon	
				Mario Lemieux (12)	4/2 @ Wsh	Malarchuk	
				Mario Lemieux (17)	1/10 vs. NYI	Hrudey	
				Rob Brown (3)	1/28 vs. Det	Stefan (2), Hanlon	
				Rob Brown (4)	2/5 @ Bos	Moog	
				Mario Lemieux (18)	2/14 vs. Buf	Cloutier	
				Mario Lemieux (19)	3/12 @ Chi	Chevrier	
				Mario Lemieux (20)	3/25 vs. NJ	Sauve (2),	

HAT TRICKS

PLAYER	DATE	OPP.	GOALIE(S)	PLAYER	DATE	OPP.	GOALIE(S)
Mario Lemieux (21)*	3/30 vs. Hfd	1989-90 (10)	Burke Whitmore	Mario Lemieux (33)	10/28 @ NJ	Brodeur	
Mario Lemieux (22)	10/17 vs. Tor	1990-91 (5)	Bester, ENG (2)	Ron Francis	11/10 @ SJ	Irbe (2), Flaherty	
Kevin Stevens	10/31 vs. LA	1991-92 (11)	Hrudey	Markus Naslund	11/28 vs. Ott	Bales	
Mario Lemieux (23)	12/2 @ Que	1992-93 (10)	Tugnutt	Mario Lemieux (34)*	11/30 @ Bos	Bailey (2), Billington (2)	
Rob Brown (5)	12/12 vs. Bos	1993-94 (2)	Moog (2), Lemelin	Mario Lemieux (35)	12/30 vs. Fla	Vanbiesbrouck	
Mario Lemieux (24)*	1/8 @ NYR	1994-95 (2)	Froese (2), Vanbiesbrouck (2)	Mario Lemieux (36)	1/27 vs. Phi	Snow (2), Hextall	
Tony Tanti	1/30 vs. Phi	1995-96 (9)	Wregget	Petr Nedved*	3/5 vs. Wpg	Khabibulin (2), Roussel (2)	
Mario Lemieux (25)	2/2 vs. Edm	1996-97 (4)	Exelby (2), ENG	Mario Lemieux (37)#	3/26 vs. STL	Fuhr, Casey (4)	
Rob Brown (6)	2/10 vs. LA	1997-78 (3)	Hrudey, Gosselin, ENG	Jaromir Jagr (3)	11/2 vs. Ott	Tugnutt	
John Cullen	2/20 vs. Phi	1998-99 (2)	Wregget (2), ENG	Jaromir Jagr (4)	11/30 vs. Bos	Ranford	
Rob Brown (7)	3/4 vs. Min	1999-00 (3)	Myllys (2), ENG	Mario Lemieux (38)	12/19 @ STL	Casey	
Kevin Stevens (2)	10/25 vs. Que	2000-01 (9)	Tanner, Tugnutt (2)	Mario Lemieux (39)*	1/26 @ Mtl	Thibault	
Phil Bourque	12/3 @ NYR	2001-02 (5)	Vanbiesbrouck, Richter (2)	Ron Francis (2)	12/29 vs. NYI	Fichaud, Salo (2)	
John Cullen (2)	1/17 @ Tor	2002-03 (1)	Ing	Stu Barnes	11/10 vs. NJ	Brodeur	
Jaromir Jagr (5)	2/2 vs. Bos	2003-04 (0)	Foster	Martin Straka (2)	4/18 vs. Bos	Dafoe (2), Tallas	
Mario Lemieux (26)	3/26 @ Phi	2004-05 (1)	Peeters	Kevin Stevens (2)	11/25 @ Wsh	Kolzig	
Mario Lemieux (27)	10/15 @ NYI	2005-06 (1)	Healy	Martin Straka (3)	11/28 @ Mtl	Theodore (2), ENG	
Bob Errey	10/17 vs. NYI	2006-07 (6)	Healy (2), ENG	Aleksey Morozov	10/7 @ NJ	Brodeur	
Kevin Stevens (3)	11/13 vs. Edm	2007-08 (3)	Ranford	Jaromir Jagr (5)	11/26 vs. Ott	Lalime	
Mark Recchi	11/18 @ Que	2008-09 (1)	Tugnutt	Jaromir Jagr (6)	12/30 vs. NYI	Luongo	
Kevin Stevens (4)	11/18 @ Que	2009-10 (1)	Tugnutt	Jaromir Jagr (7)*	10/14 vs. NYR	McLean	
Kevin Stevens (5)	11/29 @ Phi	2010-11 (1)	Roussel(2), Wregget	Alexei Kovalev	11/8 vs. Phi	Boucher	
Kevin Stevens (6)	12/5 @ SJ	2011-12 (1)	Irbe, Hayward (2)	Jaromir Jagr (8)	12/16 @ Mtl	Hackett	
Joe Mullen*	12/23 @ NYI	2012-13 (1)	Healy	Martin Straka (4)	1/8 @ Wsh	Kolzig (2), ENG	
Joe Mullen (2)*	12/26 vs. Tor	2013-14 (1)	Fuhr	Mario Lemieux (40)	1/24 vs. Mtl	Theodore	
Joe Mullen (3)	2/18 vs. Tor	2014-15 (1)	Wamsley	Alexei Kovalev (2)	2/7 vs. Phi	Cechmanek (2), Boucher	
Rick Tocchet	3/6 @ SJ	2015-16 (1)	Myllys	Alexei Kovalev (3)	2/10 vs. NJ	Brodeur	
Kevin Stevens (7)*	10/17 @ Hfd	2016-17 (1)	Burke (3), Pietrangelo	Alexei Kovalev (4)	2/23 vs. NYR	Yeremeyev	
Mario Lemieux (28)	10/22 vs. Det	2017-18 (1)	Chevalde	Jaromir Jagr (9)	2/10 vs. Cgy	Vernon (2), ENG	
Kevin Stevens (8)	12/12 vs. NJ	2018-19 (1)	Terreri	Toby Petersen	10/16 vs. Ott	Lalime	
Kevin Stevens (9)	1/26 vs. Wsh	2019-20 (1)	Beaupre	Alexei Kovalev (5)	11/13 @ NJ	Brodeur (2), ENG	
Mario Lemieux (29)*	3/18 vs. Wsh	2020-21 (1)	Beaupre (3), Hrivnak	Alexei Kovalev (6)	11/14 vs. NYI	Snow	
Mario Lemieux (30)*	3/20 vs. Phi	2021-22 (1)	Soderstrom (3), Roussel	Alexei Kovalev (7)	1/5 vs. NYR	Richter	
Rick Tocchet (2)	4/1 vs. Hfd	2022-23 (1)	Gosselin, Pietrangelo (2)	Aleksey Morozov (2)	1/17 @ Cgy	Turek	
Rick Tocchet (3)	4/7 vs. Mtl	2023-24 (0)	Roy	Alexei Kovalev (8)	1/25 vs. Chi	Thibault (2), Leighton	
Joe Mullen (4)	4/9 @ NYR	2024-25 (0)	Hirsch,	Mark Recchi (2)	3/4 vs. Car	Ward	
Mario Lemieux (31)#	4/9 @ NYR	2025-26 (0)	Richter (2)	Sidney Crosby (1)	10/28 @ Phi	Niittymaki (2), Esche	
Kevin Stevens (10)	1/11 vs. Bos	2026-27 (0)	Blue	Nils Ekman	11/8 vs. TB	Holmqvist	
Martin Straka	3/8 vs. Bos	2027-28 (0)	Riendeau	Ryan Malone	12/15 vs. NYI	Dunham (2), DiPietro	
Jaromir Jagr (2)	2/14 vs. Bos	2028-29 (0)	Riendeau	Mark Recchi (2)	1/20 vs. Tor	Raycroft	
Luc Robitaille*	2/16 vs. Hfd	2029-30 (0)	Reese	Jordan Staal	2/10 @ Tor	Raycroft	
Mario Lemieux (32)	10/26 @ NYI	2030-31 (0)	Soderstrom	Ryan Malone	2/19 @ NYI	DiPietro	

TOTAL = 175
HOME = 110
ROAD = 65
MOST ALL-TIME - Mario Lemieux (40)
MOST ONE YEAR (Ind) - Mario Lemieux (9), 1988-89
MOST ONE YEAR (team) - 13 in 1988-89
* = Four Goal Game, # = Five Goal Game

HAT TRICKS AGAINST

PLAYER	DATE	OPP.	GOALIE(S)	PLAYER	DATE	OPP.	GOALIE(S)
Stan Mikita*	1967-68 (4)			Jordy Douglas	1/17	@ Hfd	Millen
	12/6	@ Chi	Binkley (3), Bassen	Blair MacDonald	1/19	vs. Edm	Millen
	Bob Pulford	1/13	@ Tor	Mike Foligno	1/31	@ Det	Millen
	Dick Duff	2/17	@ Mtl	Danny Gare	2/7	@ Buf	Millen
Jean Beliveau	3/16	@ Mtl	Binkley (2), ENG	Darryl Sittler (2)	3/5	vs. Tor	Holland
1968-69 (3)			Wayne Gretzky	3/21	@ Edm	Millen	
Bobby Rousseau	11/7	@ Mtl	Binkley	1980-81 (8)			
Bobby Hull	11/14	vs. Chi	Binkley	Danis Maruk (2)	11/12	vs. Wsh	Holland
Phil Esposito	12/15	@ Bos	Daley	Rick Dudley	12/7	@ Buf	Millen, Holland (2)
1969-70 (5)			Bobby Clarke	12/13	vs. Phi	Millen	
Gordie Howe	11/2	@ Det	Smith	Stan Smyl	12/19	@ Van	Holland (2), Millen
Ab McDonald	11/19	vs. STL	Binkley	Reed Larson	1/3	vs. Det	Millen
Dave Keon	1/17	@ Tor	Binkley	Mike Bossy*	1/13	@ NYI	Millen (3), ENG
Dave Balon	2/1	@ NYR	Smith	Lanny McDonald	2/6	@ Col	Ricci (2), ENG
Stan Mikita (2)	2/11	@ Chi	Smith	Mark Messier	3/16	@ Edm	Millen
1970-71 (5)			Mel Bridgeman	1981-82 (6)			
Walt McKechnie	10/5	@ Min	Smith	Keith Acton	11/21	@ Mtl	Dion (2), Harrison
Phil Esposito (2)	12/6	@ Bos	Binkley	Ron Duguay	12/27	@ NYR	Harrison
Brian Spencer	1/9	@ Tor	Smith	Blaine Stoughton	1/3	@ Hfd	Harrison
Phil Esposito (3)	3/6	vs. Bos	Smith	Wayne Gretzky (2)	3/17	@ Edm	Dion
Eddie Shack	3/31	vs. Buf	Newton	Bernie Nichols	3/20	@ LA	Dion
1971-72 (3)			Butch Goring (2)	1982-83 (10)			
Brad Park	12/12	@ NYR	Rutherford	Marian Stastny	10/4	@ NYI	Herron
Norm Ullman	12/28	vs. Tor	Binkley (2), ENG	Peter Stastny	10/21	@ Que	Herron
Brad Park (2)	2/12	vs. NYR	Rutherford	Glenn Anderson	12/11	@ Que	Herron
1972-73 (5)			Gene Carr	Dale Hawerchuk	1/7	@ Edm	Herron
Rejean Houle	12/17	@ NYR	Herron	Lanny McDonald (2)	2/4	@ Wpg	Dion
Mike Walton	1/17	@ Mtl	Newton	Kent Nilsson	2/5	@ Cgy	Herron
Dennis Hextall	2/10	@ Bos	Newton	Charlie Simmer	2/5	@ Cgy	Herron
Bobby Lalonde	3/7	@ Min	Brown	Reed Larson (2)	2/12	vs. LA	Ricci
1973-74 (5)			Ken Linseman	2/15	vs. Det	Ricci	
Rick Martin	1/3	@ Buf	Rutherford	Ken Linseman	2/19	vs. Edm	Herron (2), Ricci
Ken Hodge	2/3	vs. Bos	Brown	1983-84 (11)			
Stan Mikita (3)	2/10	@ Chi	Inness	Bryan Trottier	11/11	@ NYI	Dion
Claude Larouse*	2/28	@ Mtl	Inness	Barry Pederson	12/6	vs. Bos	Dion (2), Herron
Bill Goldsworthy	3/23	@ Min	Inness	Bob MacMillan	1/7	vs. NJ	Romano
1974-75 (6)			Doug Risebrough	Paul MacLean	1/18	vs. Wpg	Dion
Bobby Orr	10/23	vs. Bos	Inness	Pierre Larouche (2)	1/25	vs. NYR	Romano (2), Dion
Dave Keon (2)	11/20	@ Tor	Inness	Larry McDonald (3)	2/16	@ Cgy	Dion
Guy Lafleur	12/7	@ Mtl	Johnson	Wayne Gretzky (3)	2/22	vs. Edm	Romano
Guy Lafleur (2)*	1/26	@ Mtl	Plasse	Michel Goulet	3/8	vs. Que	Ricci
Greg Polis	3/2	@ NYR	Plasse	Dave Poulin	3/22	@ Phi	Herron
Stan Gilbertson	4/6	@ Wsh	Johnson	Ilkka Sinisalo	3/22	@ Phi	Herron
1975-76 (4)			Uli Hiemer	1984-85 (7)			
Hartland Monahan	11/2	@ Wsh	Inness	Jorgen Patterson	10/31	@ NJ	Herron
Yvon Cournoyer	11/13	vs. Mtl	Inness	Denis Savard	11/8	vs. STL	Dion
Denis Maruk*	11/15	vs. Cal	Inness	Michel Goulet (2)	11/29	vs. Chi	Herron
Ted Irvine	2/29	vs. STL	Inness (2), ENG	Dale Hawerchuk (2)	12/29	@ Que	Herron
1976-77 (4)			Wayne Gretzky (4)	1/21	@ Wpg	Romano	
Rick Blight	10/6	vs. Van	Laxton	Peter Sundstrom	1/26	@ Edm	Herron
Wilf Paiment	2/6	@ Col	Herron	1985-86 (5)			
Claude Larouse (2)	2/7	@ STL	Herron	Danny Gare (2)	10/30	@ Det	Romano
Don Saleski	3/13	@ Phi	Herron	Tony Tanti	11/13	@ Van	Romano
1977-78 (1)			Dave Poulin (2)	11/24	@ Phi	Herron	
Butch Goring	11/24	@ LA	Herron	Troy Murray	1/1	@ Chi	Meloche
1978-79 (2)			Al Secord	1/1	@ Chi	Meloche	
Dale McCourt	2/18	@ Det	Millen (2), Herron	1986-87 (3)			
Darcy Rota	4/1	vs. Atl	Herron (2), Millen	Kirk Muller	10/29	vs. NJ	Romano
1979-80 (8)			Sylvain Turgeon	3/28	@ Hfd	Riggin	
Pierre Larouche*	10/25	@ Mtl	Holland	Perry Anderson	3/31	@ NJ	Meloche
Darryl Sittler	1/16	vs. Tor	Millen	1987-88 (3)			
			Dave Hannan	1/25	vs. Edm	Pietrangelo	
			John MacLean	1/28	@ NJ	Meloche	

HAT TRICKS AGAINST

PLAYER	DATE	OPP.	GOALIE(S)	PLAYER	DATE	OPP.	GOALIE(S)
Rick Vaive	2/28	@ Chi	Pietrangelo	Zigmund Palffy	4/17	vs. NYI	Barraso, Skudra (2)
1988-89 (11)			1999-00 (0)				
Mike Ridley*	10/11	vs. Wsh	Young	2000-01 (3)			
Dave Andreychuk	10/12	@ Buf	Young	John Madden*	10/28	vs. NJ	Aubin, Snow (3)
Tony Granato*	10/30	@ NYR	Guenette, Pietrangelo (3)	Randy McKay*	10/28	vs. NJ	Aubin (2), Snow (2)
Walt Poddubny	11/3	vs. Que	Guenette	2001-02 (1)			
Jari Kurri	11/8	vs. Edm	Guenette	Glen Murray	4/13	@ Bos	Aubin
Tony Tanti (2)	1/7	vs. Van	Barraso	2002-03 (4)			
Tony Granato (2)	1/14	vs. NYR	Barraso	Sergei Fedorov	10/25	@ Det	Aubin
Peter Stastny (2)*	2/11	@ Que	Young (2), Pietrangelo (2)	Vincent Lecavalier	11/8	@ TB	Hedberg (2), ENG
Jody Hull	2/26	@ Hfd	Young (2)	Saku Koivu	11/18	@ Mtl	Hedberg
Ken Linseman (2)	3/14	vs. Bos	Barraso	Dave Scatchard	1/7	@ NYI	Aubin
Mats Naslund	3/18	vs. Mtl	Barraso, Young (2)	2003-04 (6)			
1989-90 (6)			2005-06 (6)				
Brett Hull	10/18	vs. STL	Young	Vincent Lecavalier (2)	11/8	@ TB	Caron
Wayne Gretzky (5)	10/31	vs. LA	Young	Radim Vrbata	11/29	@ Car	Caron
Pat LaFontaine	2/6	vs. NYI	Barraso	Shena Donovan	12/7	@ Cgy	Caron
Derek King	2/6	vs. NYI	Barraso	Markus Naslund*	12/9	@ Van	Fleury
Luc Robitaille	3/10	@ LA	Chevrier	Glen Murray (2)	2/1	@ Bos	Caron (2), EN
Mike Modano	3/17	@ Min	Chevrier	Martin Havlat	2/22	vs. Ott	Aubin (2), EN
1990-91 (2)			2006-07 (1)				
Jeremy Roenick	10/11	@ Chi	Barraso	Jaromir Jagr	11/12	vs. NYR	Thibault
Patrick Flatley	12/23	vs. NYI	Pietrangelo	Olli Jokinen	11/25	@ Fla	Caron, Thibault (2)
1991-92 (4)			2007-08 (1)				
Derek King (2)	10/15	@ NYI	Barraso	Ilya Kovalchuk	1/6	@ Atl	Thibault, Fleury, ENG
Vladimir Ruzicka	11/5	vs. Bos	Barraso	Shawn Horcoff	1/10	vs. EDM	Fleury
Vladimir Ruzicka (2)*	2/9	@ Bos	Barraso	Miroslav Satan	2/4	vs. NYI	Fleury
Darren Turcotte	4/16	@ NYR	Young, Wregget (2)	Patrik Elias	4/5	@ NJ	Fleury
1992-93 (7)			2008-09 (1)				
Michel Goulet (3)	11/8	@ Chi	Barraso	Olli Jokinen	1/10	@ Fla	Thibault
Jimmy Carson	11/13	@ Det	Barraso	TOTAL - 180			
Adam Graves	11/25	vs. NYR	Barraso, Wregget (2)	HOME - 65			
Ulf Dahlen	1/7	vs. Min	Barraso	ROAD - 115			
Steve Heinze	1/14	@ Bos	Wregget	MOST BY ONE PLAYER - Wayne Gretzky (5)			
Pierre Turgeon	2/20	@ NYI	Barraso	MOST BY ONE TEAM - NY Rangers (15)			
Geoff Sanderson	2/21	@ Hfd	Barraso	* = Four Goal Game, # = Five Goal Game			
1993-94 (2)			1994-95 (1)				
Mike Gartner	1/31	@ NYR	Wregget	Igor Chibirev	4/5	vs. Hfd	Young
Randy Burridge	3/15	@ Wsh	Barraso	1995-96 (8)			
1994-95 (1)			1996-97 (5)				
Pat Verbeek	11/21	@ NYR	Barraso	Alexei Kovalev	10/16	@ NYR	Barraso, Wregget (2)
Geoff Sanderson (2)	12/28	vs. Hfd	Wregget	Dino Ciccarelli	11/8	@ TB	Wregget
Ray Sheppard	1/13	vs. SJ	Barraso	Dale Hawerchuk	11/21	@ Phi	Wregget
Claude Lemieux	1/16	vs. Col	Wregget	B. Shanahan (2)	2/8	vs. Det	Lalime
Brendan Shanahan	2/23	vs. Hfd	Wregget	Joe Sakic	3/14	@ Col	Wregget
Gary Roberts	2/29	@ Cgy	Barraso	1997-98 (3)			
Rick Tocchet	3/14	@ Bos	Wregget	Dave Gagner	10/4	vs. Fla	Wregget
John LeClair	3/31	@ Phi	Barraso	Joe Nieuwendyk	11/5	vs. Dal	Wregget (2), Skudra
1996-97 (5)			1998-99 (2)				
Dino Ciccarelli	11/8	@ TB	Wregget	Valeri Kamensky	1/3	vs. Col	Skudra
Dale Hawerchuk	11/21	@ Phi	Wregget	1998-99 (2)			
B. Shanahan (2)	2/8	vs. Det	Lalime	Sami Salo	3/30	vs. Car	Skudra (2),
Joe Sakic	3/14	@ Col	Wregget				
Dave Gagner	10/4	vs. Fla	Wregget				
Joe Nieuwendyk	11/5	vs. Dal	Wregget (2), Skudra				
Valeri Kamensky	1/3	vs. Col	Skudra				
Sami Salo	3/30	vs. Car	Skudra (2),				

SPECIAL TEAMS

power play

penalty kill

YEAR	PPG/Chances	Pct.	NHL Rank	PPGA/Chances	Pct.	NHL Rank
1967-68	37/273	13.6	11th	31/193	83.9	6th
1968-69	50/303	16.5	7th	38/231	83.5	5th
1969-70	53/315	16.8	9th	66/282	76.7	12th
1970-71	56/318	17.6	9th	48/276	82.6	8th
1971-72	46/286	16.1	11th	55/346	77.6	10th
1972-73	52/301	17.3	9th	49/264	81.4	8th
1973-74	47/276	17.0	11th	47/245	80.8	8th
1974-75	64/323	19.8	9th	63/324	80.6	8th
1975-76	75/307	24.4	6th	68/292	76.7	11th
1976-77	46/263	17.5	14th	47/209	77.5	15th
1977-78	53/261	20.3	11th	61/251	75.9	13th
1978-79	56/261	21.5	12th	57/250	77.2	11th
1979-80	52/262	19.9	14th	64/247	74.1	18th
1980-81	92/400	23.0	11th	99/370	73.2	21st
1981-82	99/404	24.5	7th	92/399	76.9	11th
1982-83	81/360	22.5	9th	110/396	72.2	21st
1983-84	70/340	20.6	16th	86/357	75.9	15th
1984-85	62/363	17.1	21st	74/311	76.2	14th
1985-86	93/425	21.9	12th	78/341	77.1	15th
1986-87	74/374	19.5	14th	72/319	77.4	15th
1987-88	110/500	22.0	6th	120/507	76.3	20th
1988-89	119/491	24.2	3rd	111/482	77.0	16th
1989-90	86/403	21.3	10th	94/372	74.7	20th
1990-91	89/338	22.9	3rd	73/351	79.2	16th
1991-92	92/427	21.5	4th	77/379	79.7	15th
1992-93	105/440	23.9	2nd	72/429	83.2	4th
1993-94	76/404	18.8	13th	72/401	82.0	10th
1994-95	42/221	19.0	10th	46/229	79.9	23rd
1995-96	109/420	26.0	1st	78/467	83.3	8th
1996-97	74/338	21.9	2nd	64/338	81.1	23rd
1997-98	67/407	16.5	11th	46/338	86.4	8th
1998-99	65/363	17.9	7th	56/302	81.5	23rd
1999-00	54/346	15.6	20th	56/321	82.6	19th
2000-01	76/375	20.3	5th	78/405	80.7	T26th
2001-02	47/335	14.0	T24th	57/352	83.8	T18th
2002-03	66/360	18.3	7th	58/352	83.5	T13th
2003-04	65/360	18.1	T7th	84/369	77.2	30th
2005-06	94/495	19.0	6th	113/533	78.8	29th
2006-07	94/463	20.3	5th	75/419	82.1	17th
TOTALS	2788/13951	20.0		2735/13202	79.3	

PENALTY SHOTS

PLAYER	OPPONENT	DATE	GOALTENDER	RESULT
George Konik	@ STL	1/31/68	Hall	GOAL
Charlie Burns	vs. NYR	2/5/69	Giacomin	No Goal
Keith McCreary	vs. NYR	3/18/70	Giacomin	No Goal
Jean Pronovost	@ Det	1/14/71	Edwards	GOAL
Greg Polis	vs. STL	2/24/71	Wakely	No Goal
Syl Apps	@ Tor	2/9/72	Parent	GOAL
Lowell MacDonald	@ Buf	11/12/72	Crozier	No Goal
Ron Schock	vs. Det	1/10/73	Edwards	No Goal
Ron Schock	vs. NYR	3/10/73	Giacomin	No Goal
Chuck Arnason	vs. Cal	2/16/74	Meloche	No Goal
Ron Schock	@ Wsh	11/30/76	Wolfe	No Goal
Blair Chapman	@ Wsh	12/4/77	Bedard	No Goal
Pete Mahovlich	@ Wsh	1/21/78	Bedard	No Goal
Blair Chapman	vs. Col	3/22/78	McKenzie	No Goal
Ross Lonsberry	@ NYI	12/5/78	Resch	No Goal
Ross Lonsberry	vs. Min	2/9/80	Meloche	No Goal
Greg Sheppard	vs. STL	1/14/81	Staniowski	No Goal
Dave Hannan	@ Wsh	10/14/83	Riggan	GOAL
Andy Brickley	vs. Chi	11/29/84	Bannerman	No Goal
Mario Lemieux	@ Que	12/29/84	Gosselin	GOAL
Warren Young	@ Tor	1/2/85	Bernhardt	GOAL
Mario Lemieux	@ NYI	1/19/88	Hrudey	GOAL
Mario Lemieux	vs. NJ	12/31/88	Terreri	GOAL
Mario Lemieux	@ LA	3/7/89	Hrudey	GOAL
Jock Callander	vs. Mtl	3/18/89	Roy	GOAL
Mario Lemieux	@ Wsh	11/24/89	Mason	GOAL
Bob Errey	vs. NJ	1/5/91	Terreri	GOAL
Bob Errey	vs. Min	10/31/91	Wakaluk	GOAL
Mario Lemieux	vs. Edm	3/17/92	Ranford	No Goal
Jaromir Jagr	vs. Wsh	1/26/93	Beaupre	No Goal
Martin Straka	@ Que	3/16/95	Thibault	No Goal
Mario Lemieux	vs. Buf	3/23/96	Hasek	No Goal
Jaromir Jagr	@ Fla	11/9/96	Fitzpatrick	No Goal
Mario Lemieux	@ Fla	4/11/97	Vanbiesbrouck	GOAL
Stu Barnes	@ Phi	3/8/98	Hextall	No Goal
Martin Straka	vs. STL	1/19/00	Turek	GOAL
Martin Straka	@ SJ	11/1/00	Nabokov	No Goal
Martin Straka	@ Bos	1/9/01	Dafoe	No Goal
Martin Straka	@ Atl	1/30/01	Rhodes	GOAL
Wayne Primeau	@ TB	11/10/01	Khabibulin	GOAL
Eric Meloche	vs. NYR	1/3/04	Markkanen	No Goal
Brian Holzinger	vs. TB	1/27/04	Grahame	No Goal
Ziggy Palffy	@ NYR	11/7/05	Weekes	No Goal
Matt Murley	@ TB	11/27/05	Grahame	No Goal
Ryan Malone	vs. WSH	1/25/06	Kolzig	GOAL
Jordan Staal	vs. CBJ	10/21/06	Norrena	GOAL
Jordan Staal	vs. NYR	11/25/06	Lundsvist	No Goal
Nils Ekman	@ NYR	12/7/06	Lundsvist	GOAL
Jarkko Ruutu	vs. Tor	1/20/07	Raycroft	GOAL
Evgeni Malkin	@ NYI	3/22/07	DiPietro	No Goal

Pittsburgh has scored on 21 of 50 attempts (8 for 24 at home, 13 for 26 on the road)

OPPONENT PENALTY SHOTS

PLAYER	OPPONENT	DATE	GOALTENDER	RESULT
Bill Collins	vs. Min	12/23/67	Binkley	No Goal
Ralph Stewart	@ NYI	3/5/74	Brown	No Goal
Dave Keon	@ Tor	3/20/74	Inness	GOAL
Bill Goldsworthy	@ NYR	11/14/76	Wilson	No Goal
Alain Daigle	vs. Chi	11/21/76	Wilson	No Goal
Al MacAdam	vs. Cle	12/16/76	Herron	GOAL
Orest Kindrachuk	vs. Phi	10/15/77	Wilson	GOAL
Ilkka Sinisalo	vs. Phi	10/11/81	Harrison	GOAL
Bob Bourne	@ NYI	2/17/83	Herron	No Goal
Dino Ciccarelli	@ Min	3/16/83	Herron	No Goal
Tony Currie	@ Hfd	3/17/84	Herron	No Goal
Michel Goulet	@ Que	12/29/84	Herron	No Goal
Dave Williams	@ LA	1/21/87	Romano	No Goal
Alan Kerr	@ NYI	2/26/87	Riggin	No Goal
Doug Gilmour	vs. StL	3/1/87	Riggin	No Goal
Michel Goulet	vs. Que	3/12/87	Riggin	No Goal
Mark Johnson	@ NJ	10/9/87	Riggin	No Goal
Dave Tippet	@ Hfd	1/9/88	Meloche	No Goal
Doug Smail	vs. Wpg	10/10/89	Barrasso	No Goal
Dale Hunter	vs. Wsh	12/16/89	Young	No Goal
Tomas Sandstrom	vs. LA	2/10/90	Young	GOAL
Scott Pearson	vs. Que	3/16/90	Barrasso	GOAL
Darren Turcotte	@ NYR	12/29/91	Young	No Goal
Joe Nieuwendyk	@ Cgy	1/23/93	Wregget	No Goal
Scott Niedermayer	@ NJ	2/7/96	Wregget	No Goal
Robert Reichel	@ Cgy	10/24/96	Barrasso	GOAL
Sami Kapanen	vs. Car	1/7/99	Barrasso	No Goal
Doug Gilmour	vs. Chi	10/16/99	Skudra	No Goal
Teemu Selanne	@ Ana	10/27/99	Aubin	No Goal
Keith Tkachuk	@ Phx	1/12/00	Aubin	GOAL
Tim Connolly	@ NYI	3/21/00	Aubin	GOAL
Martin Rucinsky	@ Mtl	2/28/01	Aubin	No Goal
Marian Hossa	vs. Ott	10/16/01	Hedberg	No Goal
Mike Modano	vs. Dal	10/24/01	Hedberg	No Goal
Esa Pirnes	vs. LA	10/10/03	Fleury	No Goal
Marian Gaborik	vs. Min	11/19/03	Caron	GOAL
Erik Cole	@ Car	11/29/03	Caron	No Goal
Dan Boyle	vs. TB	1/27/04	Fleury	No Goal
Chad Kilger	vs. Tor	3/19/06	Fleury	GOAL
Sean Bergenheim	@ NYI	3/31/06	Caron	No Goal
Miroslav Satan	vs. NYI	4/17/06	Fleury	No Goal
Alexander Semin	vs. Wsh	2/18/07	Thibault	No Goal

Opponents have scored on 11 of 42 attempts (7 of 21 in Pittsburgh, 4 of 21 on the road)

SHUTOUTS

PLAYER	DATE	OPP.	SCORE	SAVES	PLAYER	DATE	OPP.	SCORE	SAVES
					1967-68 (7)				
Les Binkley	11/4	@ Cal	1-0	31	Meloche/Romano	1/23	@ Van	6-0	30
Hank Bassen	11/15	vs. Phi	5-0	27	<i>(Romano replaced Meloche at 10:11)</i>				
Les Binkley (2)	12/23	vs. Min	4-0	23	1987-88 (2)				
Les Binkley (3)	12/27	vs. Cal	0-0	24	Frank Pietrangelo	2/4	vs. Min	1-0	31
Les Binkley (4)	1/28	@ Bos	1-0	33	Steve Guenette	3/19	vs. Phi	7-0	38
Les Binkley (5)	2/1	@ StL	2-0	22	1988-89 (0)				
Les Binkley (6)	3/30	@ Phi*	2-0	23	1989-90 (1)				
					* = Game Played In Quebec City				
					1968-69 (2)				
Joe Daley	2/19	vs. Bos	3-0	41	Wendell Young	11/14	vs. NYR	6-0	25
Joe Daley (2)	3/23	vs. Min	5-0	32	1990-91 (1)				
					1991-92 (1)				
					1992-93 (5)				
Les Binkley (7)	11/12	@ Tor	3-0	31	Tom Barrasso	12/28	vs. Det	5-0	27
Les Binkley (8)	12/10	@ LA	2-0	29	Tom Barrasso (2)	12/5	@ SJ	8-0	39
Al Smith	2/26	@ LA	1-0	30					
Al Smith (2)	3/8	@ NYR	0-0	33					
Les Binkley (9)	3/25	vs. Min	2-0	25					
					1970-71 (4)				
Les Binkley (10)	10/17	vs. Phi	0-0	24					
Al Smith (3)	12/8	vs. Tor	4-0	29					
Les Binkley (11)	3/3	vs. Mtl	4-0	33					
Al Smith (4)	3/13	vs. Min	0-0	20					
					1971-72 (1)				
Jim Rutherford	2/17	@ Buf	2-0	23					
					1972-73 (5)				
Denis Herron	10/17	@ NYI	5-0	24					
Denis Herron (2)	10/24	@ Van	4-0	23					
Jim Rutherford (2)	1/20	vs. Bos	3-0	26					
Jim Rutherford (3)	2/20	@ NYI	4-0	34					
Jim Rutherford (4)	2/24	vs. Chi	2-0	32					
					1973-74 (1)				
Andy Brown	3/24	vs. Det	8-0	23					
					1974-75 (2)				
Gary Inness	11/17	vs. Wsh	6-0	26					
Gary Inness (2)	11/23	vs. LA	0-0	30					
					1975-76 (2)				
Michel Plasse	3/6	vs. Min	5-0	18					
Michel Plasse (2)	3/28	vs. Det	3-0	29					
					1976-77 (6)				
Dunc Wilson	11/13	vs. Phi	1-0	25					
Dunc Wilson (2)	11/21	vs. Chi	5-0	25					
Dunc Wilson (3)	1/19	@ Van	3-0	21					
Dunc Wilson (4)	1/27	@ NYR	3-0	30					
Dunc Wilson (5)	2/3	@ Cle	0-0	22					
Denis Herron (3)	3/6	vs. Col	3-0	32					
					1977-78 (0)				
					1978-79 (2)				
Greg Millen	12/3	vs. StL	3-0	33					
Greg Millen (2)	1/16	vs. Min	5-0	25					
					1979-80 (3)				
Greg Millen (3)	12/19	@ Chi	0-0	29					
Rob Holland	3/2	vs. NYI	0-0	24					
Greg Millen (4)	3/30	vs. Wsh	4-0	28					
					1980-81 (0)				
					1981-82 (1)				
Gary Edwards	3/21	@ Col	6-0	28					
					1982-83 (1)				
Denis Herron (4)	12/4	vs. Phi	0-0	34					
					1983-84 (2)				
Denis Herron (5)	10/14	@ Wsh	4-0	29					
Roberto Romano	2/1	vs. Min	4-0	34					
					1984-85 (2)				
Roberto Romano (2)	12/28	vs. Hfd	4-0	34					
Denis Herron (6)	3/16	vs. NYR	5-0	26					
					1985-86 (2)				
Roberto Romano (3)	12/2	@ NYR	6-0	40					
Roberto Romano (4)	2/8	vs. NJ	4-0	27					
					1986-87 (1)				
					1987-88 (2)				
					1988-89 (0)				
					1989-90 (1)				
					1990-91 (1)				
					1991-92 (1)				
					1992-93 (5)				
					1993-94 (3)				
Ken Wregget	1/27	vs. Que	3-0	38					
Tom Barrasso (7)	2/13	@ Phi	3-0	22					
Tom Barrasso (8)	4/11	@ Ott	4-0	32					
					1994-95 (0)				
					1995-96 (5)				
Ken Wregget (2)	11/1	vs. TB	10-0	27					
Ken Wregget (3)	11/18	vs. Wsh	3-0	32					
Ken Wregget (4)	12/9	vs. Hfd	6-0	35					
Tom Barrasso (9)	1/17	@ Buf	1-0	31					
Tom Barrasso (10)	2/16	@ Wpg	1-0	32					
					1996-97 (5)				
Ken Wregget (5)	11/12	vs. Buf	3-0	25					
Patrick Lalime	12/13	@ SJ	4-0	20					
Ken Wregget (6)	12/19	@ StL	4-0	25					
Patrick Lalime (2)	12/28	vs. Buf	2-0	21					
Patrick Lalime (3)	1/15	@ Hfd	3-0	31					
					1997-98 (7)				
Tom Barrasso (11)	10/14	@ NYR	1-0	36					
Tom Barrasso (12)	11/15	@ Tor	5-0	20					
Tom Barrasso (13)	11/20	@ Ott	2-0	27					
Tom Barrasso (14)	12/1	@ Mtl	1-0	25					
Tom Barrasso (15)	12/10	@ Ana	3-0	28					
Tom Barrasso (16)	1/20	vs. Ott	0-0	35					
Tom Barrasso (17)	3/22	@ Dal	0-0	28					
					1998-99 (9)				
Peter Skudra	10/26	@ Tor	2-0	27					
J. S. Aubin	11/7	vs. Bos	0-0	18					
Tom Barrasso (18)	11/14	vs. Fla	4-0	23					
Tom Barrasso (19)	12/19	vs. Wsh	3-0	24					
Peter Skudra (2)	1/28	vs. Tor	6-0	21					
Tom Barrasso (20)	2/5	vs. Fla	3-0	29					
Peter Skudra (3)	3/13	vs. Phi	4-0	24					
J. S. Aubin (2)	3/17	@ TB	2-0	16					
Tom Barrasso (21)	4/11	@ Det	3-0	20					
					1999-00 (4)				
Tom Barrasso (22)	11/26	vs. Ott	5-0	20					
J. S. Aubin (3)	12/9	vs. Wsh	3-0	24					
Peter Skudra (4)	12/21	@ NYI	4-0	21					
J. S. Aubin (4)	2/14	vs. Van	3-0	37					
					2000-01 (3)				
Garth Snow	11/24	@ Phi	1-0	36					
Garth Snow (2)	12/27	vs. Tor	5-0	40					
Garth Snow (3)	1/21	@ Chi	4-0	24					
					2001-02 (6)				
Johan Hedberg	10/18	@ Ott	3-0	29					
Johan Hedberg (2)	11/17	vs. NYR	1-0	26					

SHUTOUTS

PLAYER	DATE	OPP.	SCORE	SAVES
Johan Hedberg (3)	11/27	vs. NJ	6-0	39
Johan Hedberg (4)	12/4	@ Tor	1-0	27
Johan Hedberg (5)	1/10	@ Buf	2-0	36
Johan Hedberg (6)	1/19	@ Edm	1-0	25
2002-03 (4)				
J. S. Aubin (5)	10/12	vs. NYR	6-0	30
Johan Hedberg (7)	12/21	vs. Cgy	2-0	23
Sebastien Caron	1/15	@ Car	2-0	26
Sebastien Caron (2)	1/21	@ Buf	0-0	34
2003-04 (3)				
Marc-Andre Fleury	10/30	@ Chi	1-0	20
Sebastien Caron (3)	12/29	vs. Chi	1-0	31
J.S. Aubin (6)	3/9	vs. Dal	4-0	45
2005-06 (2)				
Fleury (2)	3/12	vs. Phi	2-0	22
Caron (4)	3/31	@ NYI	4-0	29
2006-07 (6)				
Fleury (3)	10/5	vs. Phi	4-0	40
Fleury (4)	1/2	vs. Car	3-0	31
Fleury (5)	1/30	vs. Fla	3-0	32
Fleury (6)	2/3	vs. Wsh	2-0	30
Thibault (1)	3/14	@ NJ	3-0	25
Fleury (7)	3/25	vs. Bos	5-0	29

TOTAL - 116

HOME - 66

ROAD - 50

MOST ALL-TIME - Tom Barrasso (22)

MOST ONE YEAR (Ind.) - Tom Barrasso (7) 1997-98

MOST ONE YEAR (Team) - 9 in 1998-99

SHUTOUTS AGAINST

PLAYER	DATE	OPP.	SCORE	SAVES
1967-68 (5)				
Doug Favell	10/17	@ Phi	1-0	17
Gary Smith	12/27	vs. Cal	0-0	34
Bruce Gamble	1/13	@ Tor	7-0	33
Ed Giacomin	3/17	@ NYR	3-0	20
Cesare Maniago	3/23	@ Min	3-0	31
1968-69 (8)				
Bernie Parent	10/17	@ Phi	3-0	20
Doug Favell (2)	11/9	vs. Phi	3-0	37
Gerry Desjardins	1/18	@ LA	4-0	30
Bruce Gamble (2)	1/25	vs. Tor	2-0	30
Glen Hall	2/12	@ StL	2-0	19
Lorne Worsley	2/16	vs. Mtl	4-0	36
Roy Edwards	2/20	@ Det	3-0	26
Ed Johnston	3/2	@ Bos	4-0	19
1969-70 (14)				
Gerry Cheevers	10/19	@ Bos	4-0	26
Gerry Desjardins (2)	10/22	@ LA	2-0	25
Ernie Wakely	11/13	@ StL	4-0	25
Jacques Plante	11/19	vs. StL	4-0	18
Bruce Gamble (3)	12/6	@ Tor	5-0	25
Bernie Parent (2)	12/21	@ Phi	4-0	28
Tony Esposito	12/27	vs. Chi	3-0	30
Ernie Wakely (2)	1/3	@ StL	6-0	26
Tony Esposito (2)	1/14	@ Chi	5-0	28
Bruce Gamble (4)	1/17	@ Tor	4-0	38
Terry Sawchuk	2/1	@ NYR	6-0	29
Gerry Cheevers (2)	2/14	vs. Bos	3-0	35
Ed Giacomin (2)	3/8	@ NYR	0-0	25
Ed Giacomin (3)	3/18	vs. NYR	2-0	30
1970-71 (7)				
Bernie Parent (3)	10/17	vs. Phi	0-0	30
Ernie Wakely (3)	11/19	vs. StL	1-0	20
Cesare Maniago (2)	12/12	vs. Min	1-0	35
Tony Esposito (3)	2/7	@ Chi	1-0	28
Ed Giacomin (4)	2/20	vs. NYR	1-0	37
Ed Giacomin (5)	2/27	vs. NYR	4-0	26
Cesare Maniago (3)	3/13	vs. Min	0-0	31
1971-72 (6)				
Cesare Maniago (4)	10/28	@ Min	2-0	35
Gary Smith (2)	1/8	vs. Chi	4-0	24
Ernie Wakely (3)	1/22	@ StL	1-0	25
Bruce Gamble (5)	1/30	@ Phi	4-0	33
Cesare Maniago (5)	2/20	@ Min	2-0	40
Bernie Parent (4)	2/23	@ Tor	2-0	34
1972-73 (3)				
Roger Crozier	11/12	@ Buf	1-0	18
Low/Plante	12/29	vs. Tor	4-0	42
Ed Giacomin (6)	1/7	@ NYR	3-0	24
1973-74 (7)				
Bernie Parent (5)	10/27	vs. Phi	6-0	23
Dunc Wilson	11/3	@ Tor	6-0	33
Bernie Parent (6)	11/4	@ Phi	7-0	29
Ed Giacomin (7)	11/18	vs. NYR	7-0	33
Doug Grant	12/15	vs. Det	2-0	36
Rogie Vachon	1/16	vs. LA	2-0	34
Rogie Vachon (2)	1/26	vs. LA	2-0	25
1974-75 (6)				
Rogie Vachon (3)	10/28	@ LA	2-0	23
Rogie Vachon (4)	11/23	vs. LA	0-0	32
Bernie Parent (7)	12/22	@ Phi	4-0	24
Bernie Parent (8)	3/13	@ Phi	6-0	22
Rogie Vachon (5)	3/22	@ LA	4-0	31
Ken Dryden	4/2	@ Mtl	6-0	23
1975-76 (2)				
Rogie Vachon (6)	10/30	@ LA	4-0	21
Gerry Desjardins (3)	1/11	@ Buf	6-0	28
1976-77 (7)				
Bernie Parent (9)	10/28	@ Phi	3-0	21
Gerry Cheevers (3)	11/24	vs. Bos	4-0	34
Wayne Thomas	1/11	vs. Tor	2-0	30
Gerry Edwards	2/3	@ Cle	0-0	22
Rogie Vachon (7)	3/2	vs. LA	5-0	26
Wayne Stephenson	3/14	@ Phi	4-0	22
Gilles Gilbert	3/27	@ Bos	3-0	11
1977-78 (2)				
Bernie Parent (10)	10/28	@ Phi	11-0	20
Dan Bouchard	1/18	@ Atl	1-0	25
1978-79 (4)				
Dan Bouchard (2)	11/3	@ Atl	2-0	25
Michel Larocque	2/22	@ Mtl	12-0	25
Mario Lessard	3/7	vs. LA	4-0	26
Mike Palmateer	3/11	@ Tor	4-0	39
1979-80 (6)				
Tony Esposito (4)	12/19	@ Chi	0-0	37
Pete Peeters	2/2	vs. Phi	4-0	30
Don Edwards	2/7	@ Buf	9-0	25
Michel Dion	2/24	@ Que	2-0	33
Glenn Resch	3/2	vs. NYI	0-0	22
Bill McKenzie	3/28	@ Col	5-0	30
1980-81 (1)				
Pete Peeters (2)	1/21	vs. Phi	5-0	33
1981-82 (1)				
Pat Riggan	1/16	@ Cgy	4-0	29
1982-83 (3)				
Billy Smith	10/14	@ NYI	9-0	30
Pelle Lindberg	12/4	vs. Phi	0-0	24
Markus Mattson	1/12	vs. Min	7-0	40
1983-84 (4)				
Al Jensen	10/25	vs. Wsh	1-0	26
Mike Liut	12/13	@ StL	2-0	16
Tony Esposito (5)	1/15	@ Chi	2-0	35
Pat Riggan (2)	3/24	@ Wsh	6-0	18
1984-85 (2)				
Kelly Hrudey	2/2	vs. NYI	4-0	26
Bob Janecyk	3/5	@ LA	6-0	21
1985-86 (1)				
Kelly Hrudey (2)	1/9	@ NYI	9-0	27
1986-87 (2)				
Darren Elliot	12/17	@ LA	3-0	26
Glen Hanlon	1/18	vs. Det	1-0	36
1987-88 (3)				
Allan Bester	10/29	vs. Tor	8-0	26
Kirk McLean	2/17	@ Van	5-0	27
Sean Burke	3/29	@ NJ	4-0	25
1988-89 (1)				
Pete Peeters (3)	1/2	@ Wsh	8-0	14
1989-90 (0)				
1990-91 (0)				
1991-92 (3)				
Don Beaupre	10/29	vs. Wsh	8-0	26
Craig Billington	1/2	@ NJ	4-0	16
Bob Essensa	1/28	vs. Wpg	4-0	38
1992-93 (2)				
Tim Chevalde	11/13	@ Det	8-0	26
John Blue	1/14	@ Bos	7-0	21
1993-94 (0)				
1994-95 (1)				
John Vanbiesbrouck	3/26	@ Fla	2-0	24
1995-96 (2)				
Jocelyn Thibault	12/23	@ Mtl	1-0	29
Chris Osgood	2/3	@ Det	3-0	23
1996-97 (1)				
Mike Richter	3/24	@ NYR	3-0	34
1997-98 (6)				
Andy Moog	10/8	vs. Mtl	3-0	26

SHUTOUTS AGAINST

PLAYER	DATE	OPP.	SCORE	SAVES	PLAYER	DATE	OPP.	SCORE	SAVES
Martin Brodeur	12/4	vs. NJ	4-0	28					
Andy Moog (2)	12/27	vs. Mtl	1-0	19					
Damien Rhodes	1/20	vs. Ott	0-0	23					
Dominik Hasek	3/15	@ Buf	3-0	22					
Ed Belfour	3/22	@ Dal	0-0	20					
1998-99 (3)									
Darren Pupa	10/21	@ TB	5-0	28					
Byron Dafoe	1/7	vs. Bos	0-0	26					
Jamie Storr	12/22	vs. LA	3-0	25					
1999-00 (2)									
Jeff Hackett	3/8	vs. Mtl	3-0	24					
Patrick Lalime	3/9	@ Ott	7-0	16					
2000-01 (1)									
Martin Brodeur (2)	10/28	vs. NJ	9-0	21					
2001-02 (10)									
Curtis Joseph	10/27	@ Tor	4-0	23					
Brian Boucher	10/31	@ Phi	3-0	27					
Roberto Luongo	11/7	@ Fla	2-0	17					
Tomas Vokoun	11/23	@ Nas	5-0	27					
Evgeni Nabokov	11/29	@ SJ	5-0	38					
Tom Barrasso	12/16	vs. Car	7-0	11					
Martin Brodeur (3)	12/26	@ NJ	4-0	20					
Jecelyn Thibault (2)	1/6	@ Chi	2-0	22					
Jose Theodore	2/7	@ Mtl	1-0	30					
Jose Theodore (2)	4/1	vs. Mtl	3-0	28					
2002-03 (10)									
Ed Belfour (2)	10/10	vs. Tor	6-0	33					
J. S. Giguere	12/15	@ Ana	5-0	19					
Roberto Luongo (2)	1/18	@ Fla	3-0	35					
Martin Biron	1/21	@ Buf	0-0	23					
Roberto Luongo (3)	2/6	vs. Fla	6-0	28					
Patrick Lalime (2)	2/12	vs. Ott	3-0	20					
Mike Dunham	2/14	@ NYR	1-0	26					
Tomas Vokoun (2)	2/27	@ Nas	6-0	22					
Kevin Weekee	3/6	vs. Car	4-0	21					
Roman Cechmanek	3/29	@ Phi	3-0	20					
2003-04 (7)									
Cristobal Huet	10/10	vs. LA	3-0	11					
Nikolai Khabibulin	11/8	@ TB	9-0	15					
Corey Schwab	12/27	vs. NJ	2-0	21					
Mikael Tellqvist	1/15	vs. Tor	5-0	25					
Jose Theodore (3)	1/10	vs. Mtl	8-0	25					
Scott Clemmensen	1/20	vs. NJ	3-0	25					
Roberto Luongo (3)	2/20	@ Fla	2-0	34					
2005-06 (5)									
Mike Dunham (2)	11/9	@ Atl	5-0	26					
Manny Fernandez	12/8	vs. Min	5-0	22					
Curtis Sanford	12/13	@ Stl	3-0	21					
Mikael Tellqvist	3/19	vs. Tor	1-0	21					
Sean Burke	4/8	@ TB	1-0	25					
2006-07 (3)									
Dominik Hasek	10/7	vs. Det	2-0	13					
Martin Brodeur (4)	12/26	@ NJ	3-0	26					
Martin Brodeur (5)	2/27	vs. NJ	1-0	31					

TOTAL - 151

AT PITTSBURGH - 59

ON THE ROAD - 92

MOST SHUTOUTS AGAINST - Bernie Parent (10)

MOST ONE YEAR (Ind.) - Rogie Vachon (3) 1974-75

MOST ALL TIME (Team) - Philadelphia (18)

MOST ONE YEAR (Team) - NYR, StL & LA (3) 1969-70,
1969-70 & 1974-75

FASTEST GOALS

teams

FASTEST TWO GOALS

BOTH TEAMS	0:04	Wayne Bianchin (Pittsburgh) & Guy Chouinard (Atlanta), March 15, 1977 at Atlanta in a 7-3 Flames win. (NHL Record)
PENGUINS	0:06	Paul Coffey & Troy Loney, Feb. 22, 1990 vs. NY Islanders in a 4-3 Pittsburgh win.
	0:06	Mark Recchi and John Cullen, Feb. 16, 1990 at Winnipeg in a 3-3 tie.
OPPONENTS	0:06	Guy Lafleur and Steve Shutt (Montreal), April 2, 1975 at Montreal in a 6-0 Canadiens win.
	0:06	Sylvain Turgeon (2) (Hartford), March 28, 1987 at Hartford in a 5-4 Whalers win.
	0:06	Rick Tocchet & Jeremy Roenick (Phoenix), Jan. 13, 1999 at Phoenix in a 5-3 Coyotes win.

FASTEST THREE GOALS

BOTH TEAMS	0:30	Mario Lemieux (2) & Al Iafate (Toronto), Oct. 17, 1989 vs. Toronto in a 7-5 Pittsburgh win.
PENGUINS	0:27	Al McDonough, Ken Schinkel & Ron Schock, Nov. 22, 1972 vs. St. Louis in a 10-4 Pittsburgh win.
OPPONENTS	0:21	Micheal Pivonka & Steve Leach (2), Nov. 25, 1990 at Washington in a 7-3 Capitals win.

FASTEST FOUR GOALS

BOTH TEAMS	1:17	Pierre Larouche (Pittsburgh), Guy Lafleur (2) & Pete Mahovich (Montreal), Jan. 26, 1975 at Montreal in a 7-2 Canadiens win.
PENGUINS	1:39	Alexei Kovalev (2) Jaromir Jagr & Stu Barnes, Dec. 12, 1998 at St. Louis in a 4-3 Pittsburgh win.
OPPONENTS	1:22	Bobby Clarke, Ilkka Sinisalo, Reggie Leach & Ken Linseman (Philadelphia), Oct. 11, 1981 at Philadelphia in an 8-2 Flyers win.

FASTEST FIVE GOALS

BOTH TEAMS	3:34	Paul Reinhart, Jyrki Lumme, Greg Adams (Vancouver), Bob Errey & Tony Tanti (Pittsburgh), Mar. 11, 1990 at Vancouver in a 5-3 Canucks win.
PENGUINS	2:07	Bryan Hextall, Jean Pronovost, Al McDonough, Ken Schinkel & Ron Schock, Nov. 22, 1972 vs. St. Louis in a 10-4 Penguins win.
OPPONENTS	2:37	Duane Sutter (2), Bryan Trottier (2) & John Tonelli (NY Islanders), Jan. 26, 1982 at New York in a 9-2 Islanders win.

FASTEST GOAL, START OF GAME

PENGUINS	0:06	Jean Pronovost, Mar. 25, 1976 at St. Louis in a 5-2 Blues win.
OPPONENTS	0:09	Ross Lonsberry (Philadelphia), Oct. 20, 1977 at Philadelphia in an 11-0 Flyers win.

FASTEST GOAL, START OF SECOND PERIOD

PENGUINS	0:07	Lowell MacDonald, Feb. 10, 1973 at Boston in a 6-3 Bruins win.
OPPONENTS	0:07	Joey Johnston (California), Oct. 20, 1973 at Pittsburgh in a 5-3 Penguins win.
	0:07	Stan Gilbertson (Washington), Nov. 12, 1975 at Washington in a 6-6 tie.

FASTEST GOAL, START OF THIRD PERIOD

PENGUINS	0:11	Martin Straka, Oct. 18, 2003 vs. Detroit in a 4-3 Penguins win.
OPPONENTS	0:13	Jannie Ojanen (New Jersey), Oct. 24, 1992 at New Jersey in a 4-3 Penguins win.

FASTEST GOAL, OVERTIME

PENGUINS	0:13	Kevin Stevens, Mar. 21, 1991 vs. NY Rangers in a 5-4 win.
OPPONENTS	0:08	Tony Amonte (NY Rangers), Feb. 21, 1994 at New York in a 4-3 Rangers win.

EARLIEST WINNING GOAL

PENGUINS	0:32	Martin Straka, Mar. 13, 1999 vs. Philadelphia in a 4-0 win.
OPPONENTS	0:09	Ross Lonsberry (Philadelphia), Oct. 9, 1983 at Philadelphia in an 11-0 Flyers win.

FASTEST GOALS

FASTEST TWO GOALS FROM START OF GAME

PENGUINS	0:29	George Ferguson & Greg Malone, Dec. 6, 1980 vs. Chicago in a 6-4 Penguins win.
OPPONENTS	0:40	Tim Kerr & Bill Barber (Philadelphia), Oct. 9, 1983 at Philadelphia in a 7-1 Flyers win.

individuals

FASTEST TWO GOALS

PENGUINS	0:07	Martin Straka, Feb. 11, 2000 vs. Edmonton (Tommy Salo) in a 2-2 tie.
	0:07	Wally Boyer, Mar. 5, 1970 at Detroit (Roy Edwards) in a 5-3 Red Wings win.
OPPONENTS	0:06	Sylvain Turgeon (Hartford), Mar. 28, 1987 at Hartford (Pat Riggin) in a 5-4 Whalers win.

FASTEST TWO ASSISTS

PENGUINS	0:07	Ron Schock, Mar. 5, 1970 at Detroit on two goals by Wally Boyer in a 5-3 Red Wings win.
OPPONENTS	0:06	Pete Mahovlich (Montreal), April 2, 1975 at Montreal on goals by Guy Lafleur and Steve Shutt in a 6-0 Canadiens win.

FASTEST THREE GOALS

PENGUINS	4:10	Nils Ekman, Nov. 8, 2006 vs. Tampa Bay (Johan Holmqvist) in a 4-3 Penguins loss.
OPPONENTS	1:18	Derek King (NY Islanders), Oct. 15, 1991 at New York (Tom Barrasso) in a 7-6 Penguins overtime victory.

FASTEST FOUR GOALS

PENGUINS	14:54	Mario Lemieux, Jan. 26, 1997 at Montreal (Jocelyn Thibault) in a 5-2 Penguins win.
OPPONENTS	34:40	Stan Gilbertson (Washington), April 6, 1975 at Washington (Bob Johnson) in an 8-4 Capitals win.

DRAFT PICKS

RD/OV	NAME	POS	TEAM	RD/OV	NAME	POS	TEAM
1967 Expansion Draft							
6/74	Ian Williams	RW	Notre Dame	7/88	Doug Elliott	D	Harvard
7/88	Doug Elliott	D	Harvard	8/102	<i>Traded to Vancouver for 1972 NHL Expansion Draft protection</i>		
1972							
1/4	<i>Traded to Minnesota for Bob Woytowich</i>						
2/24	Jack Lynch	D	Oshawa	2/30	Bernie Lukowich	RW	New Westminster
					<i>(Choice acquired from St. Louis in Lou Angotti trade)</i>		
3/40	Denis Herron	G	Trois Rivières	4/56	Ron Lalonde	C	Peterborough
5/72	Brian Walker	C	Calgary	6/88	Jeff Ablett	LW	Medicine Hat
7/104	D'Arcy Keating	D	Notre Dame	8/120	Yves Bergeron	RW	Shawinigan
9/136	Jay Babcock	LW	London	9/149	Don Atchison	G	Saskatoon
1973							
1/7	Blaine Stoughton	RW	Flin Flon	2/23	Wayne Bianchin	LW	Flin Flon
2/27	Colin Campbell	D	Peterborough	<i>(Choice acquired from Detroit with 1974 second-round pick for Roy Edwards)</i>			
3/39	<i>Traded to Detroit for Andy Brown and cash</i>						
4/55	Dennis Owchar	D	Toronto	5/71	Guido Tenesi	D	Oshawa
6/87	Don Seiling	LW	Oshawa	7/103	Terry Ewasziuk	LW	Victoria
8/119	Fred Comrie	C	Edmonton	9/134	Gord Lane	D	New Westminster
10/150	Randy Aimoe	D	Medicine Hat	11/164	Don McLeod	C	Saskatoon
1974							
1/8	Pierre Larouche	C	Sorel	2/26	<i>Traded to St. Louis with Bryan Watson and Greg Polis for Bob Kelly, Steve Durbano and Ab DeMarco</i>		
2/27	Jacques Cossette	RW	Sorel	<i>(Choice acquired from Detroit for Roy Edwards)</i>			
3/44	<i>Choice traded to Detroit with Hank Nowak for Nelson DeBenedet</i>						
4/62	Mario Faubert	D	St. Louis Univ.	5/80	Bruce Abehart	G	London
6/98	William Schneider	LW	U. of Minnesota	7/116	Robbie Laird	LW	Regina
8/133	Larry Finck	D	St. Catharines	9/150	Jim Chicoyne	D	Brandon
10/166	Rick Uhrich	RW	Regina	11/181	Serge Gamelin	RW	Sorel
12/195	Richard Perron	D	Quebec	13/206	Richard Hindmarch	RW	Calgary Univ.
14/216	William Davis	D	Colgate Univ.	15/223	J.D. Mathers	D	Northeastern
1975							
1/13	Gordon Laxton	G	New Westminster	2/31	Russ Anderson	D	U. of Minnesota
3/49	Paul Baxter	D	Winnipeg	4/67	Stu Younger	LW	Michigan Tech

DRAFT PICKS

RD/OV	NAME	POS	TEAM	RD/OV	NAME	POS	TEAM
5/85	Kim Clackson	D	Victoria		<i>Tom Bladon</i>		
6/103	Pete Morris	LW	Victoria	9/143	<i>Traded to St. Louis for cash</i>		
7/121	Mike Will	C	Edmonton	10/160	<i>Traded to St. Louis for cash</i>		
8/139	Tapio Levo	D	Assat Pori	11/175	<i>Traded to St. Louis for cash</i>		
9/155	Byron Shutt	LW	Bowling Green	12/191	<i>Traded to St. Louis for cash</i>		
10/170	Frank Salive	G	Peterborough	13/205	<i>Traded to St. Louis for cash</i>		
11/185	John Glynne	D	Vermont Univ.	14/216	<i>Traded to St. Louis for cash</i>		
12/196	Lex Hudson	D	Denver Univ.		1979		
13/202	Dan Tsubouchi	RW	St. Louis Univ.	1/10	<i>Traded to Washington for Hartland Monahan</i>		
14/206	Bronislav Stankovsky	LW	Fargo-Moorehead	2/31	Paul Marshall	LW	Brantford
15/217	Kelly Secord	RW	New Westminster	3/52	Bennett Wolf	D	Kitchener
	1976			4/73	Brian Cross	D	Brantford
1/2	Blair Chapman	RW	Saskatoon	5/94	Nick Ricci	G	Niagara Falls
	<i>(Choice acquired from Kansas City with Simon Nolet & Ed Gilbert for Steve Durbano, Chuck Amason and 1976 first-round pick.)</i>			6/115	Marc Chorney	D	North Dakota
					1980		
1/11	<i>Traded to Kansas City with Steve Durbano & Chuck Amason for Simon Nolet, Ed Gilbert and 1976 first-round pick.</i>			1/9	Mike Bullard	C	Brantford
				2/30	<i>Traded to Chicago for Dale Tallon</i>		
				3/51	Randy Boyd	D	Ottawa
				4/72	Tony Feltrin	D	Victoria
2/19	Greg Malone	C	Oshawa	5/93	Doug Shedden	C	S.S. Marie
	<i>(Choice acquired from Washington for Bob Paradise)</i>			6/114	Pat Graham	LW	Niagara Falls
				7/135	<i>Traded to Winnipeg for future considerations</i>		
2/29	Peter Marsh	RW	Sherbrooke	8/156	Robert Geale	C	Portland
3/47	Morris Lukowich	LW	Medicine Hat	9/177	Brian Lundberg	D	U. of Michigan
4/65	Greg Redquest	G	Oshawa	10/198	Steve McKenzie	D	St. Albert
5/83	Brendan Lowe	D	Sherbrooke		1981		
6/101	Vic Sirko	D	Oshawa	1/7	<i>Traded to Montreal for Rod Schutt</i>		
	1977			2/28	Steve Gatzos	RW	S.S. Marie
1/12	<i>Traded to Toronto with Blaine Stoughton for Rick Kehoe</i>			3/49	Tom Thornbury	D	Niagara Falls
				4/70	Norm Schmidt	D	Oshawa
2/30	Jim Hamilton	RW	London	5/91	<i>Traded to Washington for Gary Rissling</i>		
3/48	Kim Davis	C	Flin Flon	6/109	Paul Edwards	D	Oshawa
4/66	Mark Johnson	C	U. of Wisconsin		<i>(Choice acquired from Hartford for Gilles Lupien)</i>		
5/84	<i>Traded to Los Angeles for Mike Corrigan</i>			6/112	Rod Buskas	D	Medicine Hat
6/102	Greg Millen	G	Peterborough	7/133	Geoff Wilson	RW	Winnipeg
8/135	<i>Traded to Philadelphia with Gary Inness, 1977 ninth-round pick, 1977 10th-round pick, 1977 11th-round pick and 1977 12th-round pick for Bobby Taylor and Ed Van Impe</i>			8/154	Mitch Lamoureux	C	Oshawa
				9/175	Dean DeFazio	LW	Brantford
				10/196	Dave Hannan	C	Brantford
					1982		
9/150	<i>Traded to Philadelphia</i>			1/10	Rich Sutter	RW	Lethbridge
10/158	<i>Traded to Philadelphia</i>			2/31	<i>Traded to Montreal with Denis Herron for Pat Hughes & Rob Holland</i>		
11/165	<i>Traded to Philadelphia</i>			2/38	Tim Hrynewich	LW	Sudbury
12/172	<i>Traded to Philadelphia</i>				<i>(Choice acquired from Minnesota for Mark Johnson)</i>		
	1978			3/52	Troy Loney	LW	Lethbridge
1/6	<i>Traded to Philadelphia with a 1978 eighth-round draft choice for Orest Kindrachuk, Ross Lonsbery & Tom Bladon</i>			4/73	<i>Traded to Toronto for Paul Harrison</i>		
				5/94	Grant Sasser	C	Portland
2/25	Mike Meecker	RW	Peterborough	6/115	<i>Traded to Toronto with a 1983 fifth-round choice for Greg Hotham</i>		
3/42	<i>Traded to Montreal for Don Awrey</i>			7/136	Grant Couture	D	Lethbridge
4/59	<i>Traded to NY Rangers for Dunc Wilson</i>			8/157	Peter Derksen	LW	Portland
4/61	Shane Pearsall	LW	Ottawa	9/178	Greg Gravel	C	Windsor
	<i>(Choice acquired from Los Angeles with Dave Schultz & Gene Carr for Syl Apps & Hartland Monahan)</i>			10/199	Stu Wenaas	D	Winnipeg
5/75	Rob Garner	C	Toronto	11/220	Chris McCauley	RW	London
6/92	<i>Traded to Toronto with Dave Burrows for Randy Carlyle and George Ferguson</i>			12/241	Stan Bautch	G	Hibbing HS (MN)
	<i>Traded to St. Louis for cash</i>				1983		
7/109	<i>Traded to St. Louis for cash</i>			1/1	<i>Traded to Minnesota with George Ferguson for Ron Meighan & Anders</i>		
8/126	<i>Traded to Philadelphia with a 1978 first-round pick for Orest Kindrachuk, Ross Lonsbery &</i>						

DRAFT PICKS

RD/OV	NAME	POS	TEAM	RD/OV	NAME	POS	TEAM
	<i>Hakansson and 1983 first-round pick</i>			8/149	Paul Stanton	D	Catholic Memorial
1/15	Bob Errey	LW	Peterborough	9/170	Jim Paek	D	Oshawa
	<i>(Choice acquired from Minnesota with Ron Meighan & Anders Hakansson)</i>			10/191	Steve Shaunessy	D	Reading HS (MA)
2/22	Todd Chalesworth	D	Oshawa	11/212	Doug Greschuck	D	St. Albert
3/43	<i>Traded to Montreal for Gilles Lupien</i>			12/233	Greg Choules	LW	Chicoutimi
3/58	Mike Rowe	D	Toronto		1986		
	<i>Choice acquired from Montreal for Gilles Lupien</i>			1/4	Zarley Zalapski	D	Canadian Nat.
4/64	Frank Pietrangelo	G	U. of Minnesota	2/25	Dave Capuano	C	Mount St. Charles
5/83	<i>Traded to Toronto with Greg Hotham</i>			3/46	Brad Aitken	LW	S.S. Marie
6/104	Pat Emond	C	Hull	4/67	Rob Brown	C	Kamloops
7/127	Paul Ames	D	Billerica HS (MA)	5/88	Sandy Smith	C	Brainerd HS (MN)
8/143	<i>Traded to Hartford with Russ Anderson for Rick MacLeish</i>			6/109	Jeff Daniels	LW	Oshawa
9/169	Marty Ketola	RW	Cloquet HS (MN)	7/130	Doug Hobson	D	Prince Albert
10/190	Alec Haidy	RW	S.S. Marie	8/151	Steve Rohlik	LW	Hill-Murray HS
11/211	Garth Hildebrand	LW	Calgary	9/172	Dave McLlwin	C	North Bay
12/232	Dave Goertz	D	Regina	10/193	Kelly Cain	C	London
	1984			11/214	Stan Drulia	RW	Belleville
1/1	Mario Lemieux	C	Laval	12/235	Rob Wilson	D	Sudbury
1/9	Doug Bodger	D	Kamloops		1987		
	<i>(Choice acquired with Moe Mantha from Winnipeg for Randy Carlyle)</i>			1/5	Chris Joseph	D	Seattle
1/16	Roger Belanger	RW	Kingston	2/26	Rick Tabaracci	G	Cornwall
	<i>(Choice, Andy Brickley, Mark Taylor, Ron Flockhart and a 1984 third-round choice acquired from Philadelphia for Rich Sutter, 1984 second-round choice and 1984 third-round choice)</i>			3/47	Jamie Leach	RW	Hamilton
2/22	<i>Traded with Rich Sutter and a 1984 third-round choice for Andy Brickley, Mark Taylor, Ron Flockhart and a 1984 first-round pick</i>			4/68	Risto Kurkinen	LW	JYP HT
3/43	<i>Traded with Rich Sutter and a 1984 second-round choice for Andy Brickley, Mark Taylor, Ron Flockhart and a 1984 first-round pick</i>			5/89	Jeff Waver	D	Hamilton
3/58	<i>Traded to Vancouver for Keith McCarthy</i>			6/110	Shawn McEachern	C	Matignon HS (MA)
4/64	Mark Teevens	RW	Peterborough	7/131	Jim Bodden	C	Chatham Jr. B
5/85	Arto Javanainen	RW	Finland Nat.	8/152	Jiri Kucera	RW	Jihlava
6/106	<i>Traded to Edmonton with Kevin McClelland for Tom Roulston</i>			9/173	Jack MacDougall	RW	New Prep (MA)
7/127	Tom Ryan	D	N. Newton HS	10/194	Daryn McBride	C	Denver Univ.
8/148	<i>Traded to St. Louis for Gary Edwards</i>			11/215	Mark Carlson	LW	Philadelphia Jrs.
9/169	John Del Col	LW	Toronto	12/236	Ake Liljebjorn	G	Brynas
10/189	Steve Hurt	RW	Hill-Murray HS		1988		
11/210	Jim Steen	C	Moorhead HS	1/4	Darrin Shannon	LW	Windsor
12/250	Mark Ziliotto	LW	Streetsville Jr. B	2/25	Mark Major	LW	North Bay
	1985			3/46	<i>Traded to Montreal for Perry Ganchar</i>		
1/2	Craig Simpson	C	Michigan St.	3/62	Daniel Gauthier	LW	Victoriaville
2/23	Lee Giffin	RW	Oshawa		<i>(Choice acquired from Montreal with Perry Ganchar)</i>		
3/44	<i>Traded to Montreal for Denis Herron</i>			4/67	Mark Recchi	RW	Kamloops
3/58	Bruce Racine	G	Northeastern	5/88	Greg Andrusak	D	Minnesota-Duluth
	<i>(Choice acquired from Hartford for Greg Malone)</i>			6/109	<i>Traded to Los Angeles with Chris Kontos for Bryan Erickson</i>		
4/65	<i>Traded to Boston for Randy Hillier</i>			7/130	Troy Mick	LW	Portland
5/86	Steve Gotaas	C	Prince Albert	8/151	Jeff Blaeser	RW	St. John's Prep
6/107	Kevin Clemens	LW	Regina	9/172	Rob Gaudreau	RW	Bishop
6/114	Stu Marston	D	Longueuil				Hendricken HS
	<i>(Choice acquired from Los Angeles for Marc Chorney)</i>			10/193	Don Pancoe	D	Hamilton
7/128	Steve Titus	G	Cornwall	11/214	Cory Laylin	LW	St. Cloud Appollo
				12/235	Darren Stolk	D	Lethbridge
					1989		
				1/16	Jamie Heward	D	Regina
				2/37	Paul Laus	D	Niagara Falls
				3/58	John Brill	RW	Grand Rapids
				4/79	Todd Nelson	D	Prince Albert
				5/100	Tom Nevers	C	Edina HS (MN)
				6/121	Mike Markovich	D	U. of Denver
				6/126	Mike Needham	RW	Kamloops
					<i>(Choice acquired from Calgary for Steve Guenette)</i>		
				7/142	Pat Schafhauser	D	Hill-Murray(MN)
				8/163	Dave Shute	C	Victoria

DRAFT PICKS

RD/OV	NAME	POS	TEAM	RD/OV	NAME	POS	TEAM
9/184	Andrew Wolf	D	Victoria	4/104	Jonas Junkka	D	Kiruna
10/205	Greg Hagen	RW	Hill-Murray (MN)	5/130	Chris Kelleher	D	St. Sebastian's HS
11/235	Scott Farrell	D	Spokane	6/156	Patrick Lalime	G	Shawinigan
12/247	Jason Smart	C	Saskatoon	7/182	Sean Selmsler	LW	Red Deer
		1990		8/208	Larry McMorran	C	Seattle
1/5	Jaromir Jagr	RW	Kladno	9/234	Tim Harberts	C	Wayzata HS
2/26	<i>Traded to Calgary for Joe Mullen</i>			10/260	Leonid Toropchenko	C	Springfield
3/47	<i>Traded to Philadelphia for Wendell Young and 1990 seventh-round choice</i>			11/286	Hans Jonsson	D	MoDo
		1991				1994	
3/61	Joe Dziedzic	LW	Edison HS (MN)	1/24	Chris Wells	C	Seattle
	<i>(Acquired from Buffalo in Tom Barrasso trade)</i>			2/50	Richard Park	C	Belleville
				3/57	Sven Butenschon	D	Brandon
							<i>(Acquired from Hartford for Frank Pietrangelo)</i>
4/68	Chris Tamer	D	U. of Michigan	3/73	Greg Crozier	LW	Lawrence Acad.
5/89	Brian Farrell	C	Avon Old Farms				<i>(Acquired from Boston for Paul Stanton)</i>
6/107	Ian Moran	D	Belmont Hill (MA)	3/76	Alexei Krivchenkov	D	CSKA Moscow
	<i>(Acquired from Vancouver in Rod Buskas trade)</i>			4/102	Thomas O'Connor	D	Springfield
6/110	Denis Casey	G	Colorado Col.	5/128	Clint Johnson	LW	Duluth-East (MN)
7/130	Mika Valila	C	Tappara	6/154	Valentin Morozov	C	CSKA Moscow
	<i>(Acquired from Philadelphia in Wendell Young trade)</i>			7/161	Serge Aubin	C	Granby
							<i>(Acquired from Hartford for Frank Pietrangelo)</i>
7/131	Ken Plaquin	D	Michigan Tech	7/180	Drew Palmer	D	Seattle
7/145	Pat Neaton	D	U. of Michigan	8/206	Boris Zelenko	LW	CSKA
	<i>(Acquired from Buffalo in Wayne Van Dorp trade)</i>			9/232	Jason Godbout	D	Hill-Murray (MN)
8/152	Petteri Koskimaki	C	Boston Univ.	10/258	Mikhail Kazakevich	C	Yaraslavi
9/173	Ladislav Karabin	LW	Bratislava	11/284	Brian Leitz	G	Sioux City
10/194	Timothy Fingerhut	LW	Canterbury Prep				1995
11/215	Michael Thompson	RW	Michigan St.	1/24	Aleksey Morozov	RW	Krylja Sovetov
12/236	Brian Bruininks	D	Colorado Col.	2/50	<i>Traded to Los Angeles with Rick Tocchet for Luc Robitaille</i>		
		1991		3/76	J. S. Aubin	G	Sherbrooke
1/16	Markus Naslund	LW	MoDo	4/102	Oleg Belov	C	CSKA
2/38	Rusty Fitzgerald	C	Duluth-East (MN)	5/128	Jan Hrdina	C	Seattle
3/60	Shane Peacock	D	Lethbridge	6/154	Alexei Kolkunov	C	Krylja Sovetov
4/82	Joe Tamminen	C	Virginia HS (MN)	7/180	Derrick Pyke	RW	Halifax
5/104	Robert Melanson	D	Hull	8/206	Sergei Voronov	D	Dynamo Moscow
6/126	Brian Clifford	C	Nichols Acad.	9/232	Frank Ivankovic	G	Oshawa
7/148	Ed Patterson	RW	Kamloops				1996
8/170	Peter McLaughlin	LW	Belmont Hill Prep	1/23	Craig Hillier	G	Ottawa 67s
9/192	Jeff Lembke	G	Omaha	2/28	Pavel Skrbek	D	Kladno
10/214	Chris Tok	D	Greenway(MN)				<i>(Acquired from New Jersey for 41st & 49th picks)</i>
11/236	Paul Dyck	D	Moose Jaw	2/41	<i>Traded to New Jersey for 28th pick</i>		
12/258	Pasi Huura	D	Ilves	2/49	<i>Traded to New Jersey for 28th pick</i>		
		1992		3/72	Boyd Kane	LW	Regina
1/19	Martin Straka	C	Skoda Plzen				<i>(Acquired from Boston with Glen Murray and Shawn McCaechern for Bryan Smolinski and Kevin Stevens)</i>
2/43	Marc Hussey	D	Moose Jaw	3/77	Boris Protsenko	RW	Calgary
3/67	Travis Thiesen	D	Moose Jaw	4/105	Michal Rozsival	D	Jihlava
4/91	Todd Klassen	D	Tri-Cities	5/132	<i>Traded to San Jose for Kevin Miller</i>		
5/115	Philippe DeRouville	G	College Francais	6/150	Peter Bergman	C	Kamloops
6/139	Artem Kopot	D	Traktor Chelyabinsk	6/159	<i>Traded to St. Louis for J.J. Daigneault</i>		
				7/170	<i>Traded to Edmonton for Tyler Wright</i>		
7/163	Jan Alinc	C	Litvinov	7/186	Eric Meloche	RW	Cornwall
8/187	Fran Bussey	C	Duluth-East (MN)	8/212	<i>Traded to Ottawa for Dave McLlwain</i>		
9/211	Brian Bonin	C	White Bear Lake	9/238	Timo Seikkala	C	Junkkarit
10/235	Brian Callahan	LW	Belmont Hill (MA)				1997
11/259	<i>Traded to St. Louis for Gordie Roberts</i>			1/17	Robert Dome	RW	Las Vegas (IHL)
1/26	Stefan Bergkvist	D	Leksands				
2/52	Domenic Pittis	C	Lethbridge				
3/62	Dave Roche	LW	Peterborough				
	<i>(Choice acquired in Mark Recchi trade)</i>						
3/78	<i>Traded to Tampa Bay for Peter Taglianetti</i>						

DRAFT PICKS

RD/OV	NAME	POS	TEAM	RD/OV	NAME	POS	TEAM
2/44	Brian Gaffaney	C	North Iowa	4/120	Tomas Surovy	LW	Poprad
3/71	Josef Melichar	D	Budejovice	4/131	Ben Eaves	C	Boston College
4/97	Alexandre Mathieu	C	Halifax	5/156	Andy Schneider	D	Lincoln
5/124	Harlan Pratt	D	Prince Albert	6/187	<i>Traded to Columbus for Frantisek Kucera</i>		
6/152	Petr Havelka	LW	Sparta Praha	7/217	Tomas Duba	G	Sparta Praha Jr
7/179	Mark Moore	D	Harvard	8/250	B. Crawford-West	G	Texas (NAHL)
8/208	Andrew Ference	D	Portland	9/280	<i>Traded to NY Islanders for Dan Trebil</i>		
9/234	Eric Lind	D	Avon Old Farms				2002
		1998		1/5	Ryan Whitney	D	Boston U.
1/23	Milan Kraft	C	Plzen	2/35	Ondrej Nemeč	D	Vsetin
2/54	Alexander Zevakhin	LW	CSKA	3/69	Erik Christensen	C	Kamloops
3/80	David Cameron	C	Prince Albert	4/101	Daniel Fernholm	D	Djurgarden
	<i>(Choice acquired from Colorado for Francois Leroux)</i>			5/136	Andrew Sertich	LW	Greenway
							<i>(Compensatory pick from NY Islanders for Garth Snow signing)</i>
4/110	Scott Myers	G	Prince George	5/137	Cam Paddock	C	Kelowna
5/134	Rob Scuderi	D	Boston College	6/171	Robert Goepfert	G	Cedar Rapids
	<i>(Choice acquired from Buffalo for Jason Woolley)</i>			7/202	Patrik Bartschi	C	Kloten
	<i>Traded to Vancouver for Josef Beranek</i>			8/234	Maxime Talbot	D	Hull
5/140	Jan Fadrny	C	Slavia Jr.	8/239	Ryan Lannon	C	Harvard
6/169	Jan Fadrny	C	London				<i>(Compensatory pick from St. Louis for Marc Bergevin signing)</i>
7/196	Joel Scherban	C	London	9/265	Dwight Labrosse	G	Guelph
8/224	Mika Lehto	G	Assat Jr.				2003
9/244	Toby Petersen	C	Colorado Col.	1/1	Marc-Andre Fleury	G	Cape Breton
9/254	Matt Hussey	C	Avon Old Farms				<i>(Choice acquired from Florida with 2001 third-round choice for 2001 first-round choice, 2001 second-round compensatory choice and Mikael Samuelsson)</i>
		1999		1/3	<i>Traded to Florida</i>		
1/18	Konstantin Koltsov	RW	Cherepovets	2/32	Ryan Stone	C	Brandon
2/51	Matt Murley	LW	RPI	2/55	<i>Traded to Florida</i>		
2/57	Jeremy Van Hoof	D	Ottawa	3/70	Jonathan Filewich	RW	Prince George
	<i>(Compensatory pick from Carolina for Ron Francis signing)</i>			3/73	Daniel Carcillo	LW	Sarnia
3/86	Sebastien Caron	G	Rimouski				<i>(Choice acquired from Florida)</i>
4/115	Ryan Malone	LW	Omaha	4/103	<i>Traded to Columbus for Jamie Pushor</i>		
5/144	Tomas Skvaridlo	C	Zvolen Jr.	4/121	Paul Bissonnette	D	Saginaw
5/157	Vladimir Malenkykh	D	Tolyatti				<i>(Choice acquired from Boston for Ian Moran)</i>
	<i>(Compensatory pick from Anaheim for RFredrik Olausson signing)</i>			5/139	<i>Traded to San Jose for Shawn Heins</i>		
6/176	Doug Meyer	LW	U. of Minnesota	5/161	Evgeni Isakov	LW	Cherepovets
7/204	Tom Kostopoulos	RW	London				<i>(Choice acquired from NY Islanders for Randy Robitaille)</i>
8/233	Darcy Robinson	D	Saskatoon	6/169	Lukas Bolf	D	Sparta Praha Jr
9/261	Andrew McPherson	LW	RPI	7/199	Andy Chiodo	G	St. Michael's
		2000		7/229	Stephen Dixon	C	Cape Breton
1/18	Brooks Orpik	D	Boston College				<i>(Choice acquired from Philadelphia for Stephane Richer)</i>
2/52	Shane Endicott	C	Seattle	8/232	Joe Jensen	C	St. Cloud St.
3/84	Peter Hamerlik	G	Skalica	9/263	Matt Moulson	LW	Cornell
4/114	<i>Traded to Montreal for a 2000 fourth-round and fifth-round choice</i>						2004
4/124	Michel Ouellet	RW	Rimouski	1/2	Evgeni Malkin	C	Magnitogorsk
	<i>(Choice acquired from Montreal)</i>			2/31	Johannes Salomonsson	LW	Djurgarden
5/146	David Koci	D	Sparta Praha Jr	2/61	Alex Goligoski	D	Grand Rapids
	<i>(Choice acquired from Montreal)</i>						<i>(Choice acquired from Vancouver for Johan Hedberg)</i>
5/153	<i>Traded to Anaheim for Dan Trebil</i>			3/67	Nick Johnson	RW	St. Albert
6/185	Patrick Foley	LW	New Hampshire	3/85	Brian Gifford	C	Moorhead
7/216	Jim Abbott	LW	New Hampshire				<i>(Choice acquired from Calgary for Andrew Ference)</i>
8/248	Steve Crampton	RW	Moose Jaw	4/99	Tyler Kennedy	C	Sault Ste. Marie
9/273	Roman Simicek	C	HPK Finland	5/130	Michal Sersen	D	Rimouski
	<i>(Choice acquired from Anaheim for Kip Miller)</i>						
9/280	Nick Boucher	G	Dartmouth				
		2001					
1/21	Colby Armstrong	RW	Red Deer				
2/54	Noah Welch	D	St. Sebastian's				
3/86	Drew Fata	D	St. Michael's				
3/96	Alexandre Rouleau	D	Val d'Or				

DRAFT PICKS

RD/OV	NAME	POS	TEAM
6/164	Moises Gutierrez	RW	Kamloops
7/194	Chris Peluso	D	Brainerd
7/222	Jordan Morrison	C	Peterborough <i>(Choice acquired from Vancouver for Marc Bergevin)</i>
8/228	David Brown	G	Notre Dame
9/259	Brian Ihnacak	C	Brown U.
2005			
1/1	Sidney Crosby	C	Rimouski
2/61	Michael Gergen	LW	Shattuck-SM
3/62	Kris Letang	D	Val d'Or
4/125	Tommi Leinonen	D	Karpat Jr.
5/126	Tim Crowder	RW	South Surrey
6/194	Jean-Philippe Paquet	D	Shawinigan
7/195	Joe Vitale	C	Sioux Falls
2006			
1/2	Jordan Staal	C	Peterborough
2/32	Carl Sneepe	D	Lincoln
3/65	Brian Strait	D	US NTDP U-18
4/95	<i>Traded to Chicago for Jocelyn Thibault</i>		
5/125	Chad Johnson	G	Alaska-Fairbanks
6/155	<i>Traded to Florida for Eric Cairns</i>		
7/185	Timo Seppanen	D	IFK Jr.

MELLON ARENA RECORDS

team records

Most Goals In One Game

Pittsburgh	12 - Dec. 26, 1991 - in a 12-1 win vs. Toronto March 15, 1975 - in a 12-1 win vs. Washington.
Opponent	11- Nov. 25, 1992 - by NY Rangers in an 11-3 win at Pittsburgh

Most Shots in Game

Pittsburgh	65 - March 15, 1975 - in a 12-1 win vs. Washington.
Opponent	55 - October 23, 1976 - by Montreal in a 9-1 win at Pittsburgh.

Most Penalty Minutes in a Game

Pittsburgh	144 - January 19, 1980 - in a 5-2 loss vs. Edmonton.
Opponent	123 - January 19, 1980 - by Edmonton in a 5-2 win at Pittsburgh.

Most Goals in a Period

Pittsburgh	8 - Dec. 17, 1991 - in a 10-2 win vs San Jose. (2nd period)
Opponent	6 - Six times - last time - Nov. 25, 1992 by NY Rangers in an 11-3 win at Pittsburgh. (3rd Period)

individual records

Most Goals in a Game

Pittsburgh	5 - Mario Lemieux, March 26, 1996 in an 8-4 win vs. St. Louis. 5 - Mario Lemieux, Dec. 31, 1988 in an 8-6 win vs. New Jersey
Opponent	4 - John Madden (New Jersey), Oct. 28, 2000 - in a 9-0 win. Randy McKay (New Jersey), Oct. 28, 2000 - in a 9-0 win. Mike Ridley (Washington), Oct. 11, 1988 - in an 8-7 loss. Wayne Gretzky (Edmonton), Feb. 22, 1984 - in a 9-2 win. Denis Maruk (California), Nov. 18, 1975 - in a 5-3 win.

Most Assists in a Game

Pittsburgh	6 - Mario Lemieux, Nov. 1, 1995 - in a 10-0 win vs. Tampa Bay. Mario Lemieux, Oct. 15, 1988 - in a 9-2 win vs. St. Louis. Greg Malone, Nov. 28, 1979 - in a 7-2 win vs. Quebec. Ron Stackhouse, March 8, 1975 - in a 8-2 win vs. Philadelphia.
Opponent	6 - Patrik Sundstrom (Vancouver), Feb. 29, 1984 - in 9-5 win at Pit.

Most Points in a Game

Pittsburgh	8 - Mario Lemieux, Dec 31, 1988 - in an 8-6 win vs. New Jersey. Mario Lemieux, Oct. 15, 1988 - in a 9-2 win vs. St. Louis.
Opponent	7 - Patrik Sundstrom, (Vancouver), Feb. 29, 1984 - in a 9-5 win at Pittsburgh.

Most Penalty Minutes in a Game

Pittsburgh	51 - Russ Anderson, Jan. 19, 1980 - in a 5-2 loss vs. Edmonton.
Opponent	34 - Dave Lumley (Edmonton), Jan. 19, 1980 - in a 5-2 win at Pittsburgh.

Most Saves in a Game

Pittsburgh	51 - Tom Barrasso, Jan. 31, 1998 - in a 4-2 win vs. Detroit.
Opponent	53 - Wayne Thomas, (Montreal), March 10, 1974 - in a 5-4 win at Pittsburgh.

COMEBACKS

Nov. 4, 1972 (Pittsburgh) - The Rangers held a 4-1 lead late in the first period, before Pittsburgh rallied for a 6-4 win. Bryan Hextall scored twice and Eddie Shack netted the game-winner.

Mar. 29, 1972 (Pittsburgh) - California led 4-1 at 14:34 of the second period, before Pittsburgh tallied four consecutive goals. Jean Pronovost recorded the game-winner at 14:34 of the third.

Apr. 1, 1973 (Pittsburgh) - Philadelphia led 4-1 before the Pens recorded four unanswered goals. Jean Pronovost recorded the winner at 18:47 of the third.

Feb. 28, 1976 (Pittsburgh) - Vancouver led 4-1 at 14:04 of the second, before the Pens posted four unanswered goals. Bob Kelly netted the game-winner at 10:39 of the third.

Dec. 26, 1977 (Toronto) - Toronto held a 3-0 lead at the mid-way point of the first period, but two Jean Pronovost goals along with Blair Chapman's goal at 19:28 of the third gave the Pens a 5-4 win.

Dec. 31, 1978 (Detroit) - Detroit led 4-0 at 15:11 of the second, but five Penguins recorded goals for the 5-4 win. Randy Carlyle scored at 19:53 of the third for the win.

Oct. 23, 1985 (Toronto) - Pittsburgh trailed 4-1 in the second period, but came back for a 5-4 victory. Jim McGeough recorded the game-winner at 18:28.

Jan. 19, 1985 (Pittsburgh) - Chicago led 4-0 at the end of the first period, but Pittsburgh tallied five times in the second for a 5-4 win. Troy Loney picked-up the game-winner.

Oct. 9, 1986 (Pittsburgh) - Wahington jumped out to a 3-0 lead in the season opener, but Randy Carlyle's hat trick gave the Penguins a 5-4 victory.

Feb. 24, 1986 (Pittsburgh) - Los Angeles led 4-0 after one period, but won 6-5 with Doug Shedden's overtime goal at 3:54. It was Pittsburgh's first overtime victory.

Nov. 25, 1987 (Pittsburgh) - Quebec led 4-0 at the 12-minute mark of the second, but Pittsburgh reeled off six goals, including Rob Brown's game-winner at 11:35 of the third.

Dec. 20, 1987 (NY Rangers) - The Rangers took a quick 3-0 lead, but Pittsburgh recorded four goals in the first en route to an 8-4 win.

Jan. 3, 1987 (Pittsburgh) - Montreal led 3-0 after the first, but Pittsburgh recorded six consecutive goals to win 6-4. Randy Cunneynworth scored twice, including the game-winner at 8:49 of the third.

Mar. 25, 1989 (Pittsburgh) - New Jersey built a 3-0 lead after one period, but Mario Lemieux's third goal with five seconds left gave Pittsburgh a 5-4 win.

Feb. 22, 1990 (Pittsburgh) - The Islanders led 3-0 after one period, but Pittsburgh battled back for a 4-3 win on Randy Gilhen's goal at 4:26 of the third.

Oct. 15, 1991 (NY Islanders) - The Penguins trailed 6-2

just 20 seconds into the third period, but tied the game with four goals in the final fram, including two by Mario Lemieux. Phil Bourque's tally at 2:30 gave Pittsburgh a 7-6 win.

Feb. 21, 1991 (Pittsburgh) - Toronto led 3-0 in the second before Pittsburgh netted six in a row on the way to an 11-4 win.

Dec. 12, 1993 (Pittsburgh) - New Jersey led 3-0 in the first, but Kevin Stevens completed his hat trick in overtime to give Pittsburgh a 6-5 win.

Dec. 7, 1995 (Pittsburgh) - Montreal led 4-0 in the second, but Pittsburgh answered with seven unanswered goals, two each by Mario Lemieux and Tomas Sandstrom, for a 7-5 win.

Nov. 1, 1997 (Pittsburgh) - Vancouver led 6-3 in the second, but the Penguins scored four unanswered goals, including Rob Brown's overtime game-winner for a 7-6 win

Feb. 10, 2001 (Pittsburgh) - New Jersey jumped out to a 3-0 first period lead, only to watch the Penguins tally four straight goals to give the home team a one goal cushion. The Devils tied the game with 4:12 to play, but Alexei Kovalev completed his hat trick at 18 seconds of overtime to pull out the 5-4 win.

Feb. 17, 2001 (Columbus) - The Penguins trailed the Blue Jackets, 2-1, with under a minute to play when Robert Lang tallied at 19:10 to force overtime. Alexei Kovalev then iced the game at 1:19 of the extra frame.

Mar. 31, 2001 (Pittsburgh) - The Penguins spotted St. Louis a 3-1 lead after two periods, but third period scores by Alexei Kovalev, Mario Lemieux and Jaromir Jagr (2) gave Pittsburgh a 5-3 victory at home.

Oct. 27, 2005 (Pittsburgh) - The Penguins fell into a 4-0 hole in the first 9:50 against Atlanta. However, Mario Lemieux sparked a seven-goal spree as he tallied two in the first period. Sergei Gonchar and John LeClair both scored twice and the Penguins rolled to a 7-5 victory.

March 6, 2007 (Ottawa) - Ottawa held a 4-1 lead through two periods. The Penguins rallied for three-straight goals in 2:48 in the third period, sparked by Jordan Staal's NHL rookie record seventh short-handed goal. The Penguins won the game in an overtime shootout on Sidney Crosby's goal.

HISTORIC DATES

June 5, 1967 - Pittsburgh Penguins franchise joins the National Hockey League

October 11, 1967 - Penguins first NHL game is played at the Civic Arena vs Montreal. Penguins lose to Montreal, 2-1, with 9,307 fans on hand. Andy Bathgate scores the Penguins first goal.

October 13, 1967 - Penguins record first victory as they defeat St. Louis, 3-1, on the road.

February 3, 1968 - Penguins first sellout at Civic Arena vs. Toronto (12,563).

March 22, 1968 - Donald Parsons heads a Michigan group which purchases 80% of the Penguins franchise.

April 1, 1970 - Penguins defeat Philadelphia, 4-1, to clinch second place in the Western Division, putting them in the playoffs for the first time.

April 8, 1970 - Penguins defeat Oakland, 2-1, in club's first playoff game.

May 21, 1970 - Jack Riley, club's general manager for first three years, is promoted to president and coach Red Kelly is promoted to general manager/coach.

April 13, 1971 - Michel Briere dies from injuries suffered in an auto accident on May 15, 1970.

April 21, 1971 - Thayer Potter heads a Pittsburgh group which buys the team.

January 29, 1972 - Red Kelly steps down as general manager but remains coach and Jack Riley regains general manager duties.

January 30, 1973 - Greg Polis wins MVP honors at NHL All-Star Game in New York after scoring two goals.

January 13, 1974 - Jack Button is named general manager of the Penguins.

January 22, 1975 - Syl Apps named MVP in the NHL All-Star Game in Montreal after scoring two goals.

February 22, 1975 - Penguins defeat St. Louis, 3-2, to establish a 20-game home unbeaten streak, which is still a club record.

June 13, 1975 - Pittsburgh Penguins declare bankruptcy.

July 11, 1975 - Albert Savill, Otto Frenzel and Wren Blair buy Penguins.

July 29, 1975 - Marc Boileau rehired as coach.

March 24, 1976 - Jean Pronovost becomes the first Penguin to score 50 goals in a season and Pierre Larouche becomes first Penguin to record 100 points in one season vs. Boston.

December 3, 1976 - Aldege "Baz" Bastien named club's general manager.

April 5, 1978 - Edward J. DeBartolo takes control of the club, having purchased one-third of the franchise the year before.

January 3, 1980 - Penguins defeat New York Islanders, 4-3, to gain first place in the Norris Division for the first time in club history.

January 30, 1980 - Black and gold uniform worn for the first time vs. St. Louis.

December 13, 1980 - Paul Gardner becomes first Penguins player to score four goals in one game in a 6-5 loss to Philadelphia.

June 3, 1981 - Randy Carlyle named to NHL First All-Star Team.

June 4, 1981 - Randy Carlyle wins the Norris Trophy as the league's best defenseman and Rick Kehoe wins the Lady Byng Trophy as the player who combines sportsmanship with a high standard of play.

July 1, 1981 - Edward J. DeBartolo takes over the Civic Arena.

February 21, 1982 - Penguins defeat the New York Islanders, 4-3, to break their then NHL Record 15-game winning streak.

March 15, 1983 - General Manager Baz Bastien dies as a result of an auto accident.

May 27, 1983 - Ed Johnston is promoted to general manager.

June 9, 1984 - Penguins draft Mario Lemieux, Doug Bodger and Roger Belanger in the first round of Entry Draft, marking the only time in club history that Pittsburgh selected more than one player in the first round. It is also the only time the Penguins have chosen first overall.

June 19, 1984 - Mario Lemieux signs a contract with the Penguins.

February 12, 1985 - Mario Lemieux is named MVP in the NHL All-Star Game in Calgary after scoring two goals and one assist.

April 7, 1985 - Mario Lemieux scores his 100th point to become the third rookie in NHL history to score 100 or more points in a season.

June 12, 1985 - Mario Lemieux wins the Calder Memorial Trophy as the NHL's top rookie.

May 26, 1986 - Mario Lemieux wins the Lester B. Pearson Award presented by the Players' Association to the Outstanding Player in the NHL.

October 22, 1986 - Penguins defeat Buffalo, 5-4, in OT to extend their club record beginning of the season winning streak to seven games.

February 9, 1988 - Mario Lemieux is named MVP in NHL All-Star Game in St. Louis after scoring three goals, including the game winner in OT, and three assists.

April 14, 1988 - Tony Esposito is hired by Penguins and assumes duties of vice-president and general manager.

June 8, 1988 - Mario Lemieux wins the Art Ross Trophy as the NHL's leading scorer and Hart Memorial Trophy as the league's MVP, becoming the first Penguin to win either award.

June 15, 1988 - Mario Lemieux wins the Lester B. Pearson Award for the second time in his career.

December 31, 1988 - Mario Lemieux becomes the first player in NHL history to score a goal five ways in one game: at even strength, on the power-play, short-handed, on a penalty shot and into an empty net.

April 25, 1989 - Mario Lemieux ties two NHL playoff records with five goals and eight points in one playoff game vs Philadelphia in the Penguins 10-7 win.

June 7, 1989 - Mario Lemieux wins his second consecutive Art Ross Trophy as the league's top scorer with 199 points.

December 5, 1989 - Craig Patrick is named general manager/head coach replacing Tony Esposito and Gene Ubriaco.

January 21, 1990 - Pittsburgh's Civic Arena plays host to the NHL All-Star Game for the first time and Penguins center Mario Lemieux wins the MVP award. Lemieux scores four goals on his way to his third All-Star MVP award.

February 14, 1990 - Mario Lemieux's 46-game point scoring streak is halted at the New York Rangers as he leaves the game midway in the second period with a back injury. Lemieux would miss the next 21 games before returning for the final game of the year.

June 12, 1990 - Bob Johnson is hired as the head coach and Scotty Bowman is named director of development and recruitment.

HISTORIC DATES

- December 22, 1990** - Paul Coffey records his 1,000th career NHL point at New York against the Islanders.
- March 26, 1991** - Penguins win their first division title, capturing the Patrick Division crown with a 7-4 win at Detroit.
- April 25, 1991** - With a 4-1 win vs. Washington, the Penguins win their first Patrick Division Playoff Championship.
- May 11, 1991** - The Penguins earn the right to play for their first Stanley Cup Championship, beating the Boston Bruins to capture their first Wales Conference Championship.
- May 25, 1991** - With an 8-0 victory over the Minnesota North Stars, the Penguins become Stanley Cup Champions for the first time in their 24-year history.
- June 24, 1991** - The Penguins visit the White House and meet President George Bush, becoming the first NHL team invited to the White House.
- August 29, 1991** - Penguins Head Coach Bob Johnson is diagnosed with brain tumors, and has emergency surgery that night.
- October 1, 1991** - Scott Bowman is named interim head coach.
- October 17, 1991** - In a game against the New York Islanders, Paul Coffey records his 1,053rd career point to become the NHL's All-Time leading scorer among defensemen, passing Denis Potvin.
- October 19, 1991** - Stanley Cup Championship Banners are raised to the Civic Arena in a pre-game ceremony.
- November 19, 1991** - The National Hockey League confirms Howard Baldwin, Morris Belzberg and Thomas Ruta as new Penguins ownership.
- November 26, 1991** - Bob Johnson passes away at his home in Colorado Springs, CO at the age of 60.
- January 18, 1992** - Pittsburgh has a record five players in the NHL All-Star Game at Philadelphia. Mario Lemieux, Kevin Stevens, Jaromir Jagr and Paul Coffey are named to the starting Wales Conference lineup while Bryan Trottier is added to the team in the veterans category.
- January 30, 1992** - Craig Patrick is signed to a five-year contract as general manager and executive vice-president.
- March 24, 1992** - Mario Lemieux records his 1,000th career NHL point at Detroit in only his 513th career game, becoming the second fastest player to record 1,000 points in NHL history.
- April 1, 1992** - NHL players go on strike.
- April 10, 1992** - NHL players' strike ends.
- April 12, 1992** - NHL games resume after the conclusion of the players' strike.
- May 13, 1992** - Penguins defeat the New York Rangers in six games to capture the Patrick Division Playoff Title.
- May 23, 1992** - Penguins defeat the Boston Bruins in four games to win the Wales Conference Championship for the second consecutive season.
- June 1, 1992** - Penguins defeat the Chicago Blackhawks in four games to win back-to-back Stanley Cup Championships.
- June 12, 1992** - Penguins unveil new team logo at a press conference.
- June 23, 1992** - Bob Johnson, Rick Kehoe and Jean Pronovost are named charter members of the Penguins Hall of Fame.
- October 5, 1992** - Mario Lemieux signs a multi-year contract.
- October 8, 1992** - Stanley Cup Banners are raised in a pre-game ceremony at the Civic Arena.
- October 22, 1992** - Formal inductions of the Charter members of the Penguins Hall of Fame are held in a pre-game ceremony.
- January 12, 1993** - The Penguins announce that Mario Lemieux has been diagnosed with Hodgkin's disease.
- March 2, 1993** - Mario Lemieux returns to the Penguins lineup in Philadelphia after missing the previous 23 games.
- March 28, 1993** - The Penguins win their second Patrick Division Title with a 4-1 victory at Washington.
- April 3, 1993** - Penguins win their first President's Trophy as the NHL's best team with a 5-3 win at Quebec.
- April 9, 1993** - Penguins set an NHL record for the longest winning streak in NHL history, with their 16th consecutive win, a 10-4 victory at the New York Rangers. The Penguins extend the record to 17 games with a 4-2 win vs. the Rangers on April 10.
- June 15, 1993** - Jack Kelley named Penguins president.
- June 17, 1993** - Mario Lemieux wins the Hart Memorial Trophy, the Art Ross Trophy, the Masterton Trophy and the Lester B. Pearson Award.
- June 17, 1993** - Mario Lemieux is named to the NHL First All-Star Team, while Tom Barrasso, Larry Murphy and Kevin Stevens are named to the NHL's Second All-Star Team.
- June 29, 1993** - The Penguins and the Russian Central Army Team announce a working agreement.
- October 28, 1993** - Ron Francis records his 1,000th career NHL point against Quebec.
- March 30, 1994** - Syl Apps is named to the Penguins Hall of Fame.
- April 11, 1994** - The Penguins win their first Northeast Division Title, with a 4-0 win at Ottawa.
- August 29, 1994** - Mario Lemieux announces that he will take a one year medical leave of absence.
- September 30, 1994** - The NHL announces the postponement of the opening of the 1994-95 season.
- January 11, 1995** - The NHL and the NHL Players' Association reach an agreement on a collective bargaining agreement.
- January 20, 1995** - The 1994-95 season begins.
- February 4, 1995** - The Penguins defeat Tampa Bay, 6-3, to tie a club record with their seventh consecutive victory from the start of the season.
- February 7, 1995** - Joe Mullen records his 1,000th career point against the Florida Panthers, to become the first American-born player to record 1,000 or more points.
- February 16, 1995** - The Penguins defeat the Hartford Whalers, 5-2, to extend their club record start of the season unbeaten streak to 13 games (12-0-1).
- April 5, 1995** - Syl Apps formally inducted into the Penguins Hall of Fame.
- May 3, 1995** - Jaromir Jagr records one assist against Florida, to win the 1994-95 NHL scoring title.
- May 3, 1995** - Ron Francis wins the NHL's plus/minus award with a plus 30 rating.
- May 20, 1995** - ICEOPLEX at Southpointe opens to the public.
- July 6, 1995** - Jaromir Jagr named to the NHL First All-Star Team and Larry Murphy selected to the NHL Second All-Star Team.

HISTORIC DATES

- Oct. 26, 1995** - Mario Lemieux scores his 500th career goal at the New York Islanders at 17:12 of the third period against Tommy Soderstrom.
- April 26, 1996** - Dave Burrows and Edward J. DeBartolo are named to the Penguins Hall of Fame.
- June 19, 1996** - Mario Lemieux wins his third Hart Trophy as the NHL's most valuable player and is also awarded the Lester B. Pearson Trophy for the third time.
- June 27, 1996** - Craig Patrick signs a new five-year contract as the team's executive vice president and general manager.
- June 27, 1996** - Elaine Heufelder is named to the Penguins Hall of Fame.
- November 30, 1996** - Mario Lemieux becomes the ninth player in NHL history to record 1,400 points and Ron Francis becomes the ninth player to reach 900 assists vs. the Boston Bruins.
- December 28, 1996** - Ron Francis records his 1,300th career point vs. the Buffalo Sabres.
- January 4, 1997** - Jaromir Jagr records his 600th career point.
- January 15, 1997** - Patrick Lalime sets the NHL record for best start by a rookie goaltender from the beginning of his career with a 3-0 win at Hartford. The win boosted his record to 13-0-2.
- January 21, 1997** - Patrick Lalime sets the Penguins record for longest unbeaten streak with a 4-2 win vs. Calgary, running his record to 14-0-2.
- January 26, 1997** - Mario Lemieux scores four goals in one period at Montreal, becoming the 11th player to accomplish the feat.
- February 4, 1997** - Mario Lemieux scores his 600th goal vs. the Vancouver Canucks, becoming just the seventh player to reach the mark.
- February 22, 1997** - Mario Lemieux moves past Stan Mikita for sixth place on the NHL scoring list.
- March 3, 1997** - Craig Patrick takes over head coaching duties and Eddie Johnston is named assistant general manager.
- March 14, 1997** - Joe Mullen scores his 500th career goal in a game against Colorado, becoming the first U.S.-born player to score 500.
- March 20, 1997** - Patrick Lalime records his 20th win of the season, becoming the first Penguin rookie goaltender to reach 20 wins since the 1967-68 campaign when Les Binkley recorded 20.
- March 29, 1997** - Ron Francis scores his 400th career goal vs. the Los Angeles Kings, making the Penguins the first team to have players record their 400th, 500th and 600th goals in the same season.
- April 3, 1997** - Mario Lemieux passes Bobby Hull for sixth place on the career goals list with his 611th vs. Hartford.
- April 26, 1997** - Mario Lemieux plays his last game, a 6-3 playoff loss in Philadelphia.
- May 8, 1997** - Roger Marino officially joins the Penguins ownership group.
- May 13, 1997** - In a formal ceremony, Mayor Tom Murphy renames Auditorium Place, the street encircling the Civic Arena, Mario Lemieux Place. The Civic Arena's address becomes 66 Mario Lemieux Place.
- June 12, 1997** - Kevin Constantine is introduced as the Penguins new head coach.
- October 19, 1998** - Tom Barrasso records his 300th career win in a 4-1 win at Florida, becoming the first American-born goaltender to record 300 wins.
- November 19, 1997** - Mario Lemieux's number 66 is retired and raised to the Civic Arena rafters in a pre-game ceremony before a standing room only crowd of 17,145.
- January 29, 1998** - Ron Francis records his 1,400th career point, becoming the 11th player to reach the mark.
- March 7, 1998** - Ken Wreggett records his 200th NHL win in a 6-4 win vs. Philadelphia.
- March 21, 1998** - Ron Francis becomes the seventh player to record his 1,000th career assist, and the Penguins become the 10th NHL team to reach the 1,000 win plateau with a 4-3 win over the Philadelphia Flyers.
- March 29, 1998** - Ron Francis passes Bryan Trottier and moves into ninth place on the NHL all-time scoring list with his 1,426th career point.
- April 15, 1998** - Jaromir Jagr records his 300th career goal vs. Tampa Bay. The Penguins clinch their third Northeast Division Championship (fifth division championship overall) with a 5-1 win over the Lightning.
- April 19, 1998** - Jaromir Jagr collects his second NHL scoring title with 102 points (35+67).
- October 13, 1998** - The Penguins file for Chapter 11 bankruptcy protection.
- January 5, 1999** - Tom Barrasso passes Gump Worsley for 10th place on the all-time wins list with his 336th career victory.
- January 18, 1999** - Kevin Hatcher appears in his 1,000th career game in Anaheim.
- January 31, 1999** - Jaromir Jagr records his 800th career point with a goal vs. Montreal.
- February 21, 1999** - Tom Barrasso appears in his 700th career game at Philadelphia.
- March 5, 1999** - Jaromir Jagr records his 500th career assist vs. the Edmonton Oilers.
- April 17, 1999** - Jaromir Jagr captures his second consecutive Art Ross Trophy, recording 127 points. Jagr wins his third scoring championship overall.
- June 24, 1999** - Mario Lemieux's group is confirmed as the new ownership of the Penguins.
- June 24, 1999** - Jaromir Jagr becomes the second Penguins' player to capture the Hart Trophy as the National Hockey League's most valuable player. He also becomes the second to win the Lester B. Pearson Award.
- October 27, 1999** - Rob Brown appeared in his 500th NHL game.
- November 26, 1999** - Jaromir Jagr records his 900th career point with three goals and an assist in a 5-0 win over Ottawa.
- December 9, 1999** - Herb Brooks takes over head coaching duties from Kevin Constantine.
- April 5, 2000** - Steve Leach appeared in his 700th career game.
- April 9, 2000** - Jaromir Jagr captures his third consecutive Art Ross Trophy and fourth overall with 96 points.
- May 4, 2000** - The Penguins and Flyers play the third longest game in NHL history, a five-overtime, 152:01 marathon which the Flyers win, 2-1. Penguins goaltender Ron Tugnutt makes 70 saves in the game.
- June 21, 2000** - Ivan Hlinka is named the 19th head coach in Pittsburgh Penguins history.
- June 22, 2000** - Jaromir Jagr wins his second Lester B. Pearson Award.

HISTORIC DATES

Sept. 15, 2000 - The Penguins exhibition season opens with the first game ever for the Columbus Blue Jackets at Mellon Arena.

Sept. 16-23, 2000 - The Penguins open their second week of training camp with an exhibition game in Wilkes-Barre/Scranton, and spend the next week at the home of the AHL affiliate.

Oct. 7, 2000 - The Penguins face-off against the Nashville Predators just outside of Tokyo, Japan to open up their 2000-01 regular season. Nashville comes away with a 3-1 victory

Oct. 14, 2000 - Jaromir Jagr records his first career four-goal game, and rookies Milan Kraft and Roman Simicek net their first career NHL goals in the Pens' 6-4 win over the New York Rangers at Mellon Arena.

Nov. 11, 2000 - USA Hockey announces that Penguins' general manager Craig Patrick will take on the same capacity for the 2002 US Olympic team, and former Penguins head coach and current scout Herb Brooks will coach the team.

Nov. 13, 2000 - Former player and current Penguins assistant coach Joe Mullen is inducted into the Hockey Hall of Fame in Toronto.

Dec. 8, 2000 - The Penguins announce that Mario Lemieux will attempt to make a comeback after three-and-a-half years of retirement

Dec. 12, 2000 - Lemieux makes the announcement official at a press conference, saying he is coming back to the league so that his young son Austin can watch him play. Lemieux states he has been working out privately with former teammate Jay Caulfield for several weeks to get back in game shape.

Dec. 19, 2000 - More than 500 people cram the bleachers to watch Lemieux in his first practice with the team.

Dec. 27, 2000 - Lemieux returns to the Penguins active roster in a game against the Toronto Maple Leafs at home, and puts three points (1+2) on the scoresheet. Pittsburgh wins the historic contest, 5-0.

Dec. 30, 2000 - Lemieux notches four points (1+3) in a 5-3 win over the Ottawa Senators, giving him 1,500 points for his career. Jagr hits the 1,000 point mark in the same game.

Jan. 14, 2001 - The Penguins re-acquire Kevin Stevens from the Philadelphia Flyers for John Slaney.

Feb. 7 and 10, 2001 - Alexei Kovalev scores hat tricks in back-to-back games against the Flyers and Devils.

Mar. 22, 2001 - Darius Kasparaitis and Alexei Kovalev are named to the Russian Olympic squad for the 2002 games in Salt Lake City

Mar. 23, 2001 - Mario Lemieux is named captain of the 2002 Canadian Olympic team.

Mar. 24, 2001 - Jaromir Jagr and Martin Straka are named to the 2002 Czech Republic Olympic team.

Mar. 31, 2001 - The Penguins clinch their team record 11th straight post-season appearance with a 5-3 win over the St. Louis Blues.

Apr. 8, 2001 - Jagr finishes the season with 121 points to capture his fourth consecutive Art Ross Trophy (fifth overall) as the league's leading scorer. His 69 assists tie for the league lead.

May 8, 2001 - Martin Straka scores in overtime to give Pittsburgh a 3-2 win in Game Six of the second round against the Sabres to send the series to a seventh game.

May 10, 2001 - Darius Kasparaitis - who had one goal in 55 previous playoff games - beats Hasek in overtime to give the Penguins a 3-2 win. The victory secures a spot in the Eastern Conference Finals against the New Jersey Devils, the Pens fourth trip to a Conference Finals.

Oct. 15, 2001 - Rick Kehoe takes over as Penguins' head coach after Ivan Hlinka is relieved of the job.

Dec. 11, 2001 - Alexei Kovalev records his 500th career point in a game against the Capitals.

Jan. 30, 2002 - Mario Lemieux appears in his 807th game as a Penguin, passing Jaromir Jagr for first place on the team's all-time games played list.

Feb. 27, 2002 - Mario Lemieux records career point 1,600 at home against Los Angeles.

Feb. 8, 2003 - Mario Lemieux records his 1,000th career assist in Boston against the Bruins.

March 18, 2003 - Martin Straka records his 500th NHL point against the Detroit Red Wings.

April 15, 2003 - Rick Kehoe is relieved of head coaching duties.

June 11, 2003 - Eddie Olczyk is named Penguins' head coach.

Oct. 29, 2003 - Mario Lemieux's assist on Dick Tarnstrom's first period goal gives him 1,700 points for his career.

June 10, 2004 - Former Penguins Paul Coffey and Larry Murphy are named to the Hockey Hall of Fame's class of 2004.

July 22, 2005 - The Penguins win the NHL Entry Draft Lottery, receiving the right to the first overall pick in the 2005 Entry Draft.

July 30, 2005 - The Penguins select Sidney Crosby with the first-overall selection in the 2005 NHL Entry Draft.

Oct. 5, 2005 - Sidney Crosby appears in his first NHL game and records an assist in a 5-1 loss at New Jersey.

Dec. 15, 2005 - Michel Therrien is named Penguins head coach, replacing Eddie Olczyk.

Dec. 16, 2006 - Mario Lemieux plays his last NHL game, a 4-3 home loss to Buffalo, due to atrial fibrillation (irregular heartbeat).

Jan. 24, 2006 - Mario Lemieux announces his retirement as a player from the NHL.

April 17, 2006 - Sidney Crosby becomes the youngest player in NHL history to reach 100 points with three assists in a 6-1 win over the New York Islanders.

April 18, 2006 - Sidney Crosby adds a goal and an assist against Toronto to finish as the youngest player in history to record 102 points in a season.

May 25, 2006 - Penguins hire Ray Shero as General Manager.

June 24, 2006 - Penguins select Jordan Staal with the second-overall pick at the 2006 NHL Entry Draft.

Oct. 5, 2006 - Marc-Andre Fleury recorded his third-career shutout with 40 saves against the Philadelphia Flyers on opening night at Mellon Arena. Fleury set an NHL record for number of saves in an opening-game shutout.

Oct. 12, 2006 - Jordan Staal scored his first NHL goal in a 6-5 road win against the New York Rangers.

Oct. 12, 2006 - Staal (age 18), Kris Letang (age 19) and Sidney Crosby (age 19) each scored a goal for the Penguins in a 6-5 victory over the Rangers, becoming the first trio of teenagers on one team to score in the same game since Oct. 17, 1982, when Buffalo's Dave Andreychuk, Paul Cyr and Phil Housley tallied for the Sabres in a 6-4 victory over the Edmonton Oilers.

HISTORIC DATES

Oct. 18, 2006 - Evgeni Malkin made his NHL debut and scored a goal against New Jersey's Martin Brodeur.

Oct. 21, 2006 - Staal scored a pair of short-handed goals against Columbus to become the first player since 1982 to score his first three NHL goals short-handed. Bill Gardner (Chicago) also scored his first three NHL goals short-handed. Both he and Staal played junior hockey for Peterborough.

Oct. 21, 2006 - Staal (18 years, 41 days) became the youngest NHL player to score two or more goals in one game since Dec. 21, 1943 when Bep Guidolin (18 years, 12 days) scored twice for Boston in an 8-5 win over Toronto.

Oct. 21, 2006 - Staal became the youngest NHL player ever to score a pair of short-handed goals in one game, breaking the record set by Radek Dvorak (Florida) on Dec. 12, 1997 (20 years, 278 days).

Oct. 21, 2006 - Staal became the youngest player in NHL history to score on a penalty shot, breaking the record previously held by Nathan Horton (Florida) (18 years, 224 days) on Jan. 8, 2004.

Oct. 28, 2006 - Sidney Crosby tallied his first NHL hat-trick in a win against the Philadelphia Flyers.

Nov. 1, 2006 - Evgeni Malkin became the first player in 89 years to tally goals in each of his first six NHL games. Malkin tallied the milestone goal at 8:29 of the first period and added the game-winner at 2:45 of overtime in the Penguins' 4-3 victory at Los Angeles. Before Malkin, only three players in NHL history had scored at least one goal in each of their first six (or more) games and all did so in 1917-18, the NHL's inaugural season: Montreal's Joe Malone, Ottawa's Cy Denney and Montreal's Newsy Lalonde tallied goals their first 14, 12 and eight games, respectively.

Nov. 8, 2006 - Nils Ekman recorded his first NHL hat-trick. The natural hat-trick came in a span of 4:10 near the end of the second period. It was the fastest three goals scored by a Penguins player in the organization's history. Lowell MacDonald held the previous mark with three goals in 4:17 on Nov. 13, 1973 against Minnesota.

Nov. 20, 2006 - Crosby skated in his 100th career contest at Philadelphia. Crosby recorded 132 points (49+83) through his first 100 games – the second highest total for any active NHL player. Teemu Selanne had 152 points in his first 100 NHL games.

Nov. 22, 2006 - Evgeni Malkin scored his 10th goal of the season. That gave both Malkin (age 20) and Sidney Crosby (19) at least 10 goals through November. The only other teammates under the age of 21 to achieve this were Wayne Gretzky (31), Mark Messier (17) and Paul Coffey (14) in 1981 for the Edmonton Oilers.

Nov. 25, 2006 - Sergei Gonchar tallied his 500th career point with an assist against the New York Rangers.

Dec. 1, 2006 - Evgeni Malkin was named NHL Rookie of the Month for the second consecutive month. Malkin is the only player to achieve this since 1986 when Rox Hextall won the award twice in a row for the Flyers.

Dec. 13, 2006 - Sidney Crosby posted the first six-point game (1+5) of his career. The surge put him in the NHL scoring lead at only age 19. The only other teenager to hold the NHL lead in points at any time in the league's "modern era" was Gretzky, briefly near the end of the 1979-80 season and early in the 1980-81 campaign.

Dec. 15, 2006 - Sidney Crosby's four-point night against the

New York Islanders made him only the third teenager in NHL history to record 10 or more points over a span of two team games. Gretzky did it in February 1980 and Los Angeles' Jimmy Carson in March 1988. Both Gretzky and Carson had 10 points in two games.

Dec. 15, 2006 - Ryan Malone scored his first-career hat-trick. Malone's father, Greg, had a hat-trick for the Penguins in 1978-79. The Malones are the second father/son pair to record a hat-trick for the same franchise. Ken Hodge Sr. and Ken Hodge Jr. did it for the Bruins.

Dec. 15, 2006 - Mark Recchi tallied his 800th career assist.

Dec. 19, 2006 - Crosby tallied his 100th career assist in the NHL in a game against the St. Louis Blues.

Dec. 21, 2006 - Jordan Staal became the fifth rookie in NHL history to score five-or-more short-handed goals in one season. The others to do that were Gerry Minor (six, 1980-81 Canucks), John Madden (six, 1999-2000 Devils), Dennis Maruk (five, 1975-76 Golden Seals) and Guy Carbonneau (five, 1982-83 Canadiens). It set a Penguins rookie record.

Dec. 29, 2006 - Sidney Crosby collected three assists against Toronto. It gave him 118 points (37+81) in 78 games in the calendar year of 2006 – tops in the NHL.

Jan. 7, 2007 - Mark Recchi scored his 1,300th career NHL point when he tallied a goal and had an assist vs. Tampa Bay.

Jan. 24, 2007 - Sidney Crosby led the fan balloting for the All-Star Game with 825,783 votes. At 19 years, five months, Crosby is the youngest player voted to start the All-Star Game since fan balloting began in 1986. The youngest starter previously was the Penguins' Jaromir Jagr, elected to the Prince of Wales Conference lineup for the 1992 All-Star Game in Philadelphia (19 years, 11 months).

Jan. 26, 2007 - Mark Recchi became the 38th player in NHL history to reach the 500-career goal plateau with a pair of tallies in a win over the Dallas Stars.

Feb. 8, 2007 - Jordan Staal scored his 20th goal of the season in a win over the Philadelphia Flyers, making him the third player under the age of 21 to score 20 or more goals this season for the Penguins. Malkin (20), Crosby (19) and Staal (18) all have reached the 20-goal mark on the season. The last team to have three players score 20 or more goals in the same season before their 21st birthday was Edmonton in 1981-82 (Gretzky, Messier and Paul Coffey). Gretzky and Messier both turned 21 years old in January that season but they each reached the 20-goal mark before their 21st birthday. Coffey did not turn 21 until after the season ended.

Feb. 8, 2007 - Staal (at age 18 years, 151 days) is the third-youngest player in NHL history to reach the 20-goal plateau. He trails Toronto's Ted Kennedy (18 years, 79 days in 1943-44) and Crosby (18 years, 149 days in 2005-06) when they reached the 20-goal plateau.

Feb. 10, 2007 - Jordan Staal became the youngest player (18 years, 153 days) to record a hat-trick in NHL history. He broke the record held by Jack Hamilton, who was 18 years, 185 days old when he tallied four goals for Toronto against the Rangers on Dec. 4, 1943. The only Penguins rookies to record a hat trick prior to Staal were Pierre Larouche (March 12, 1975 vs. Boston), Doug Shedden (Jan. 2, 1982 vs. Hartford), Andy Brickley (Dec. 26, 1983 vs. Rangers), Jagr (Feb. 2, 1991 vs. Boston) and Toby Petersen (Oct. 16, 2001 vs. Ottawa)

Feb. 14, 2007 - Evgeni Malkin scored a goal to give him at

HISTORIC DATES

- least one point in 13-straight home games, which broke the Penguins rookie record established by Mario Lemieux in 1984-85. Malkin had 20 points (5+15) in that 13-game span.
- Feb. 16, 2007** - The Penguins extended their road unbeaten streak to eight games (6-0-2), which matched the franchise record for the longest streak of points in consecutive road games, which the Penguins first established from March 14-April 14, 1993.
- Feb. 18, 2007** - Evgeni Malkin extended his home point streak to 14 games (6+15) with a goal against the Capitals. It's the longest such streak by a rookie on any team in NHL history since Teemu Selanne had a pair of 13-game home point streaks for Winnipeg in 1992-93.
- Feb. 19, 2007** - The Penguins saw their 16-game points streak stopped at 14-0-2 with a 6-5 defeat at the New York Islanders. They had gone 39 days without a loss in regulation Jan. 10-Feb. 22. It was the second-longest points streak in franchise history. The 1992-93 Penguins earned a point in 18-straight contests (17-0-1) to close the regular season. Fleury was 12-0-2 in the Penguins' points streak this season.
- Feb. 19, 2007** - Ryan Malone became the first player in NHL history to record a hat-trick and score all three of his goals in the first minute of each period - No. 1, 45 seconds into the first period; No. 2, 49 seconds into second period and No. 3, 48 seconds into third period.
- March 2, 2007** - With a first-period goal against Carolina's Cam Ward, Sidney Crosby becomes the youngest player in NHL history to reach 200 career points at age 19 years, 207 days. Gretzky is the only player in NHL history to reach 200 career points while still a teenager (age 19 years, 347 days).
- March 4, 2007** - The Penguins completed a season sweep of the Flyers with a 4-3 overtime shootout victory at Mellon Arena. It gave the Penguins wins in their all eight of their games with Philadelphia in 2006-07. It is first time Pittsburgh has beaten an opponent eight times in one season. Previously, the only teams Pittsburgh had swept in a season series of six or more games were Boston (6-0-0, 1993-94), Ottawa (6-0-0, 1995-96) and Carolina (6-0-0, 1997-98). Also prior to this season, Penguins had never beaten the Flyers more than five times in one campaign, the most recent coming in 1992-93.
- March 6, 2007** - Jordan Staal tallied his seventh short-handed goal of the year to set a new NHL rookie record.
- March 10, 2007** - Sidney Crosby scored a goal to reach 100 points for the second-straight season. He is just the fifth player in NHL history to score 100 points or more in each of his first two NHL seasons (Mario Lemieux, Peter Stastny, Wayne Gretzky, Mike Rogers).
- March 13, 2007** - Governor Ed Rendell, Allegheny County Chief Executive Dan Onorato and Mayor Luke Ravenstahl joined Pittsburgh Penguins co-owners Mario Lemieux and Ron Burkle in announcing a deal for a new multi-purpose arena that will keep the Penguins in Pittsburgh for at least the next 30 years.
- March 25, 2007** - Marc-Andre Fleury stopped all 29 shots he faced to pick up his fifth shutout of the season in a 5-0 win over Boston. He is the first Pittsburgh goaltender to earn a shutout victory over Boston since Jim Rutherford on Jan. 20, 1973.
- March 31, 2007** - The Penguins finished a brutal March schedule with a 12-3-2 record. It set an NHL record for

most points earned (26) in one month when playing 17 games. They were the only team to play 17 games in March. The 1995-96 Rangers posed 25 points in 17 games in December, 1995.

- April 7, 2007** - Sidney Crosby recorded two assists to wrap up the Art Ross Trophy with 120 points in 79 games. At age 19 years, eight months, Crosby became the youngest player in NHL history to win the Art Ross Trophy. And, Crosby is the youngest scoring champion in any major professional sport. He is the only teenager to win the Art Ross Trophy in league history. The next-youngest was Wayne Gretzky, who won the title at 20 years and 3 months of age at the conclusion of the 1980-81 season. It marks the 12th time in the past 19 seasons that a Penguins player has won the Art Ross Trophy. Lemieux won the title six times, while Jagr claimed it on five occasions.
- April 7, 2007** - Evgeni Malkin won the rookie scoring title with 85 points to give the Penguins the overall points leader and rookie points leader. The last NHL team to finish a season with both was the 1959-60 Blackhawks. Bobby Hull won the Art Ross Trophy and Bill Hay led all rookies in points. Malkin is the first Penguins player to lead all rookies in scoring since Lemieux in 1984-85.
- April 7, 2007** - The Penguins' 2-1 win over the Rangers gave the team 105 points, which marks a 47-point improvement over last season. It is the fourth-largest single-season turnaround in NHL history.
- April 11, 2007** - The Penguins played in the Stanley Cup playoffs for the first time since 2001.
- April 11, 2007** - Sidney Crosby and Jordan Staal scored their first-career Stanley Cup playoff goals. Staal is the fifth-youngest player to score a goal (18 years, 213 days) in the Stanley Cup playoffs and the youngest since Chicago's Grant Mulvey in 1975 (18 years, 212 days).
- April 14, 2007** - The Penguins earned their first Stanley Cup playoff win since May 15, 2001.
- April 16, 2007** - The Penguins hosted their first Stanley Cup playoff game at Mellon Arena since May 19, 2001.
- April 16, 2007** - Sidney Crosby became the fourth teenager in NHL history to score a goal in each of the first three postseason games of his career. The others were Wendel Clark (four games, 1986 Maple Leafs), Paul Coffey (three games, 1981 Oilers) and Glen Wesley (three games, 1988 Bruins).
- May 31, 2007** - Sidney Crosby named Penguins captain. At 19 years, nine months (297 days) he is the youngest team captain in NHL history. Previously, the youngest captain in NHL history was Tampa Bay's Vincent Lecavalier, who was named captain in March, 2000, at age 19 years, 10 months (324 days).

UNIFORM HISTORY

The Penguins have experienced plenty of changes in their history and their uniforms are no exception.

When the Penguins made their NHL debut at home on October 11, 1967, the team wore the colors light blue, dark blue, and white. Both the home (light blue) and road (white) uniforms simply had the word "PITTSBURGH" written diagonally down the front of the sweater with five white stripes with six thin navy blue stripes around the sleeves and bottom (home) and five dark blue stripes with six thin, white stripes around the sleeves and bottom (road). The logo, although not on the sweater, featured a hockey-playing penguin in a scarf over an inverted triangle, symbolizing the golden triangle of downtown Pittsburgh. The penguin and triangle were set inside a circle bearing the team name.



Ken Schinkel (1970)


The following season (1968-69), the uniforms were changed so that the logo appeared on the game sweaters. The logo remained essentially the same, although the penguin was no longer wearing a scarf. The home (light blue) uniforms had a wide band of white trimmed in dark blue around each sleeve and the bottom, while the road (white) sweaters had bands of light blue trimmed in dark blue. The home (light blue) sweaters had white shoulder yokes and the road (white) sweaters had light blue shoulder yokes.

The Penguins wore light blue jerseys at home and white jerseys on the road until the 1970-71 season, when they began wearing white at home and light blue on the road. Beginning that same season, the Penguins became one of the first teams in NHL history to wear nameplates featuring a player's last name above the number on the back of the jersey. The nameplates with the player's last name were only added to the home (white) jerseys in 1970-71.

The uniforms themselves were essentially unchanged from 1968-69 to 1971-72, until the circle around the logo was removed, leaving only a penguin and a triangle, midway through the 1971-72 season.

The end of the 1971-72 season marked the final time the Penguins donned the light blue color in their uniforms until bringing the color back in 1977-78. Beginning in 1972-73, the Penguins replaced the light blue with a bolder, royal blue color. The Penguins uniforms were the same design as those worn from 1968-69 to 1971-72, but had the royal blue replacing the light blue. The Penguins kept this design for two seasons before switching again for 1974-75. During the Penguins' first seven years in the league, both home and road jerseys featured a lace-up collar at the base of the neck. The lace-up collars were also a thing of the past moving into the 1974-75 season.


Chevrons were used as the sleeve stripes for the 1974-75 season. Shaped in the form of an inverted V, the sleeve stripes were royal blue and white with navy blue cuffs on the home (white) jerseys. The road (royal blue) jerseys had white and navy blue sleeve stripes with white cuffs forming the chevrons. The colored shoulder yokes were also gone from the Penguins' uniforms. In 1974-75, the waist striping also changed to match the chevrons with royal blue, white, and navy blue moving down the home (white) uniforms and white, navy blue and white moving down the road (royal blue) uniforms.



Syl Apps (1974)

UNIFORM HISTORY

The chevrons remained on the road uniforms for the next two seasons and the only change on the road (royal blue) uniforms was done to the hem striping. From top to bottom, the hem striping was white, royal blue, and navy blue. The home (white) uniforms reverted back to the 1972-73 and 1973-74 designs, but did not have the lace-up collar from those prior seasons. The collar was now a solid navy blue color. The Penguins kept the 1975-76 design for both uniforms for the 1976-77 season as well.



Pierre Larouche (1976)

For the 1977-78 season, the Penguins changed to a design that would essentially remain the very similar for the next 15 seasons. The uniforms were tri-colored with the Penguins doing away with the royal blue and bringing back the light blue the team wore in its first five seasons in the NHL. The home (white) uniforms featured navy blue sleeves with white and navy blue striping capped by light blue cuffs. The road (navy blue) uniforms featured white sleeves with light blue and white striping capped by navy blue cuffs. The front hem striping from top to bottom was light blue, white, navy blue, and light blue on the home

(white) uniforms and was white, navy blue, light blue, and white on the road (navy blue) uniforms. The Penguins kept this uniform color pattern until midway through the 1979-80 season.


On Jan. 30, 1980, the Penguins wore black and gold for the first time. With the Steelers winning the Super Bowl and the Pirates capturing the World Series title in the same year, the Penguins hoped to gain fan support with aligning their colors with the other teams in the "City of Champions."

Boston protested the color change to the NHL, arguing that black and gold had always been exclusively associated with the Bruins. However, the Penguins prevailed by virtue of a precedent set by the Pittsburgh Pirates hockey club of the late 1920s, which sported the colors. The Penguins' new uniforms were the same design as the previous ones, with black replacing dark blue and gold replacing light blue. A third sleeve stripe was also added to both the home and road jerseys. The player numbers that were formerly on the sleeves were moved to the top of each shoulder with the new black and gold jerseys as well. From 1980-81 through the 1984-85 season, the team alternated wearing gold sweaters with white at home, which also featured the tri-color sleeve striping.

On March 15, 1983, Baz Bastien, the Penguins General Manager at the time, died tragically in a car accident as he returned home from a dinner honoring him. For the remainder of the 1982-83 season the Penguins added a black armband on the left sleeve of their home (white) jerseys.

For the 1988-89 season, the player numbers were moved from the shoulders to the sleeves as they were prior to the Penguins adopting the black and gold color scheme.


The NHL All-Star Game made its first appearance in Pittsburgh on January 21, 1990. The Penguins wore a 41st NHL All-Star patch on the left shoulder of their jerseys in 1989-90 and the beginning of 1990-91. Approximately during the same time frame, the NHL shield logo appeared on the back right hem of every jersey worn in the NHL.



Randy Carlyle (1983)

UNIFORM HISTORY

Advancing to the Stanley Cup Finals for the first time in team history, the Penguins honored this achievement by wearing the 1991 Stanley Cup Finals patch on their home and road jerseys during every game of the 1991 Stanley Cup Finals vs. Minnesota.



Paul Coffey (1989)

The 1991-92 season marked the NHL's 75th anniversary. The Penguins added the NHL 75th Anniversary logo to the right chest of their jerseys that season. In addition, the Penguins were also celebrating their 25th anniversary after joining the league in 1967-68. The Penguins added their own anniversary patch to the right should of the jerseys.

Head coach "Badger" Bob Johnson passed away on November 26, 1991. The following night, the Penguins honored the memory of Johnson with a candlelight ceremony and placed a "Badger" memorial patch on the left shoulder of their jerseys.

After reaching the Stanley Cup Finals for the second consecutive season, the Penguins proudly donned their second Stanley Cup Finals patch in as many years. This time, the Finals patch was sewn onto a piece of white (home) or black (road) material and then the material swatch was sewn over the NHL 75th Anniversary patch on the right chest of the jersey.

The black and gold uniforms remained virtually unchanged until 1992-93, when the triangle and penguin logo was modernized. The home (white) sweaters featured the new logo on the front and gold shoulder inserts. The road (black) sweaters had the city's name diagonally down the front, much like the original team uniforms, with the new logo on each shoulder. Also in 1992-93, the Stanley Cup turned 100-years old and was honored by each team by having a commemorative patch added to their jerseys during the season. The Penguins wore the patch on the right chest of their home (white) jerseys and did not wear the patch on their road (black) jerseys due to the lack of an appropriate place to put the patch with the new "PITTSBURGH" diagonal jerseys with the new logos on each shoulder.


During the 1995-96 season, the Penguins were one of five NHL teams to introduce a third jersey. The Penguins' new uniform, which made its debut on January 27, 1996 vs. the Philadelphia Flyers, featured a black background with a new, modernized midsection, shoulder and sleeve design that included innovative striping and a blend of team colors.

The "PITTSBURGH" road jerseys became defunct after the 1996-97 season with the then alternate uniform replacing it as the team's uniform away from the Igloo for the 1997-98 season.

In 1999-00, the NHL commemorated the league's advance into the new millennium with an NHL2000 patch that was placed on the right chest of each team's jerseys in team colors. The Penguins' NHL2000 patch was black with silver lettering.


Traveling to Japan for the first two games of the 2000-01 season to face the Nashville Predators, the Penguins wore a commemorative GameOne/Japan patch on the right chest of their home (white) jerseys and black (road) jerseys.

On October 28, 2000, the Penguins hosted the New Jersey Devils and introduced a new third jersey with an eye for the past. The black sweater featured the popular "skating



Mario Lemieux (1992)

UNIFORM HISTORY



Tom Barrasso (1993)


penguin" logo, which the team wore during its 1991 and 1992 Stanley Cup championship seasons, and the newest color addition, Vegas Gold. This black jersey served as the Penguins' third jersey for the 2000-01 and 2001-02 seasons.

The 2001-02 season marked the final year the Penguins would wear the former alternate jerseys that were introduced in 1995-96 and the home (white) jerseys that were unveiled back in 1992-93.

In 2002-03, the Penguins introduced a white counterpart to the black "skating penguin" and Vegas Gold colored jerseys. These "skating penguin" uniforms served as the Penguins home and road jerseys from 2002-03 to 2006-07.

2007-08 marks yet another subtle change in the Penguins uniforms. On January 22, 2007, during the NHL All-Star break, the NHL and Reebok unveiled the new Rbk EDGE Uniform System. Stretch fabric in the collar and stretch mesh in areas of the tighter jersey, including the underarms and back, provide additional range of motion and increased ventilation. There is also new water repellent technology, helping retain three-quarters less moisture than the current jersey. The Penguins jerseys now feature thicker Las Vegas Gold side sections while the black and white body portions of the jersey go all the way to the bottom hem. The cuffs and underarms and black on the white-based jerseys and are white on the black-based uniforms. Additional Las Vegas Gold inserts appear on the sleeves just below the numbers. The NHL shield also has moved from the back right hem to the base of the front neckline.

The 2007-08 season marks yet another change in the Penguins uniforms. On Jan. 22, 2007, during the NHL All-Star break, the NHL and Reebok unveiled the new Rbk EDGE Uniform System. Stretch fabric in the collar and stretch mesh in areas of the tighter jersey, including the underarms and back, provide additional range of motion and increased ventilation. There is also new water repellent technology, helping retain three-quarters less moisture than the current jersey. The Penguins' jerseys now feature thicker Las Vegas Gold side sections, while the black and white body portions of the jersey go all the way to the bottom hem. The cuffs and underarms and black on the white-based jerseys and are white on the black-based uniforms. Additional Vegas Gold inserts appear on the sleeves just below the numbers. The NHL shield also has moved from the back right hem to the base of the front neckline.



Ron Francis (1993)



2007-08 jerseys

UNIFORM NUMBERS

1 Hank Bassen, Joe Daley, Paul Hoganson, Cam Newton, Roy Edwards, Jim Rutherford, Bob Johnson, Gordon Laxton, Denis Herron, Rob Holland, Paul Harrison, Steve Guenette, Pat Riggins, Wendell Young, Rob Dopson, Peter Skudra, Johan Hedberg

2 Leo Boivin, Duane Rupp, Bob Paradise, Ed Van Impe, Tom Edur, Tom Bladon, Pat Price, Gilles Lupien, Brian Lundberg, Phil Bourque, Greg Fox, Joe McDonnell, Todd Charlesworth, Chris Dahlquist, Jim Paek, Chris Tamer, Josef Melichar

3 Al MacNeil, John Arbour, Bob Woytowich, Tim Horton, Jack Lynch, Ron Stackhouse, Bennett Wolf, Norm Schmidt, Doug Bodger, Jim Kyte, Jim Paek, Grant Jennings, Sergei Zubov, Stefan Bergkvist, Dan Trebil, Marc Bergevin, Jamie Pushor, Steve Poapst, **Mark Eaton**

4 Noel Price, Bob Blackburn, Dave Burrows, Dale Tallon, Paul Baxter, Marty McSorley, Phil Bourque, Chris Dahlquist, Dwight Schofield, Larry Murphy, Gord Dineen, Greg Andrusak, Greg Hawgood, Corey Foster, Kevin Hatcher, Jeff Norton, Bobby Dollas, Jamie Pushor, Mike Wilson, Dan Focht, Cory Cross, Noah Welch

5 Dick Mattiussi, Ted Lanyon, Bryan Watson, Ab DeMarco, Barry Wilkins, Steve Lyon, Mario Faubert, Lex Hudson, Ron Meighan, Bryan Maxwell, Mike Rowe, Ville Siren, Gord Dineen, Ulf Samuelsson, Brad Werenka, Janne Laukkanen, Patrick Boileau, **Rob Scuderi**

6 Dunc McCallum, Tracy Pratt, Sheldon Kannegiesser, Ron Jones, Colin Campbell, Tom Price, Kim Clackson, Bennett Wolf, Errol Thompson, Greg Hotham, Jim Johnson, Todd Charlesworth, Scott Young, Jeff Chychrun, Peter Ahola, Mike Ramsey, Neil Wilkinson, Bob Boughner, Rick Berry, Richard Lintner, Nolan Baumgartner, Martin Strbak, Ryan Whitney, Joel Kwiatkowski

7 Art Stratton, Lou Angotti, Bryan Hextall, Steve Durban, Russ Anderson, Rick MacLeish, Ian Turnbull, Rod Buskas, Joe Mullen, Andrew Ference, Kelly Buchberger, Matt Hussey, Michel Ouellet

8 Val Fonteyne, Jim Wiley, Rick Kehoe, Hartland Monahan, Dave Schultz, Mike Meeke, Bob Stewart, Dave Burrows, Randy Boyd, Tom O'Regan, Petteri Lehto, Terry Ruskowski, Perry Ganchar, Bryan Smolinski, Kevin Miller, Garry Valk, Bobby Dollas, Hans Jonsson, Matt Bradley, **Mark Recchi**

9 Andy Bathgate, Charlie Burns, Billy Hicke, Al McDonough, Chuck Amason, Simon Nolet, Blair Chapman, Mark Johnson, Stan Jonathan, Rich Sutter, Ron Flockhart, John Chabot, Wilf Paiement, Andrew McBain, Tony Tanti, Ron Francis, Len Barrie, Dan Quinn, Greg Johnson, German Titov, Rene Corbet, Jeff Toms, Rico Fata, Andy Hilbert

10 Earl Ingarfield, George Swarbrick, Keith McCreary, Robin Burns, Ted Snell, Pierre Larouche, Peter Lee, Gary Rissling, Bob Errey, Wayne Babych, Ron Duguay, Dan Quinn, Barry Pederson, Ron Francis, Ville Nieminen, John LeClair, **Gary Roberts**

11 Gene Ubrico, Tracy Pratt, Nick Harbaruk, Bernie Lukowich, Vic Hadfield, John Flesch, Tom Cassidy, George Ferguson, Anders Hakansson, Rocky Saganik, Tim Tookey, Troy Loney, Dwight Mathiasen, Lee Giffin, Alain Lemieux, Warren Young, John Cullen, Alek Stojanov, Shawn Antoski, Darius Kasparaitis, Alexandre Daigle, Lasse Pirjeta, Guillaume Lefebvre, **Jordan Staal**

12 Ken Schinkel, Blaine Stoughton, Kelly Pratt, Greg Malone, Mitch Lamoreux, Dean DeFazio, Tom O'Regan, Tom Roulston, Bob Errey, Larry Depalma, Troy Murray, Chris Wells, Richard

Park, Sean Pronger, Martin Sonnenberg, Billy Tibbetts, Michal Sivek, **Ryan Malone**

13 Jim Hamilton, Charlie Simmer

14 Billy Dea, Rick Kessel, Ron Snell, Lowell MacDonald, Rene Robert, Wayne Bianchini, Nick Libett, Doug Shedden, Dan Quinn, Chris Kontos, Bryan Erickson, Jack Callander, Gordie Roberts, Dave Tippett, Brad Lauer, Stu Barnes, Pat Falloon, Milan Kraft, Shane Endicott

15 Bob Dillabough, Billy Harris, George Swarbrick, Steve Cardwell, Yvon Labre, Brian McKenzie, Rick Kessel, Bob McManama, Stan Gilbertson, Pat Boutette, Gary Rissling, Randy Cunneyworth, Dave Capuano, Doug Smith, Randy Gilhen, Shawn McEachern, Dmitri Mironov, Josef Beranek, Robert Dome, Roman Simicek, Wayne Primeau, Brian Holzinger, Niklas Nordgren

16 Wayne Hicks, Ron Snell, Glen Sather, Sheldon Kannegiesser, Ron Lalonde, Lew Morrison, Derek Sanderson, Kim Davis, Mike Meeke, Gary McAdam, Bennett Wolf, Marc Chorney, Mark Taylor, Jim McGeough, Kevin LaVallee, Charlie Simmer, Steve Gotaas, Jay Caulfield, Mike Hudson, Joe Dziedzic, Eddie Olczyk, Jeff Serowik, Dennis Bonvie, Kris Beech, **Erik Christensen**

17 Billy Speer, Bill LeCaïne, Ron Schock, Rick Kehoe, Lee Giffin, Brad Aitken, Tomas Sandstrom, Peter Ferraro, Brian Bonin, Tom Chorske, Toby Petersen, Matt Murley, Karl Stewart

18 George Konik, Wally Boyer, Lowell MacDonald, Ross Lonsberry, Kevin McClelland, Tom Roulston, Craig Simpson, Jimmy Mann, Mark Recchi, Richard Zemlak, Jeff Daniels, Ken Priestley, Francois Leroux, Garry Valk, Patrick Lebeau, Ryan Savoia, Josef Beranek, Sean Donovan, Steve Webb, Eric Boguniecki, Dominic Moore

19 Bob Rivard, Jean Pronovost, Dale Tallon, Greg Sheppard, Rick MacLeish, Grant Sasser, Arto Javanian, Willy Lindstrom, Dave McLwain, Randy Gilhen, Bryan Trottier, Rico Fata, Ramzi Abid, **Ryan Whitney**

20 Ab McDonald, Bob Woytowich, Dean Prentice, Robin Burns, John Stewart, Steve Cardwell, Yvon Labre, Jacques Cossette, Yves Bergeron, Pete Mahovich, Paul Marshall, Paul Gardner, Gary Rissling, Moe Mantha, Dave Hunter, Dave Hannan, Jamie Leach, Jeff Daniels, Luc Robitaille, Bryan Smolinski, Greg Johnson, Roman Oksita, Robert Lang, Mathias Johansson, Mike Eastwood, **Colby Armstrong**

21 Keith McCreary, Michel Briere

22 Paul Andrea, Greg Polis, Bob Kelly, Brian Spencer, Kim Davis, Mike Bullard, Neil Belland, Dwight Mathiasen, Jim McGeough, Chris Joseph, Wayne Van Dorp, Steve Dykstra, Paul Stanton, Rick Tocchet, Norm Maciver, Jason Woolley, Sven Butenschon, Dan LaCouture, Randy Robitaille, Matt Murley, Ric Jackman, Chris Thorburn

23 Mel Pearson, Jean Guy Legace, Doug Barrie, Rick Kessel, John Stewart, Bob Leiter, Eddie Shack, Larry Bignell, Nelson DeBenedet, Ed Gilbert, Jim Hamilton, Rod Schutt, Gary Rissling, Doug Lecuyer, Rich Sutter, Andy Brickley, Wally Wei, Randy Hillier, Kjell Samuelsson, Paul Stanton, Chris Joseph, Domenic Pittis, Fredrik Olausson, Victor Ignatjev, Steve Leach, Dan Trebil, Steve McKenna, Shane Endicott, Eric Boguniecki

24 Gary Swain, Rod Zaine, Tim Horton, Eddie Schack, Jean Guy Lagace, Larry Bignell (playoffs only), Mario Faubert, Don Awrey, Bob Paradise, Pat Hughes, Marc Chorney, Pat Graham, Rob

UNIFORM NUMBERS

Garner, Ted Bulley, Kevin McCarthy, Roger Belanger, Dwight Mathiasen, Troy Loney, Doug Brown, Ian Moran, Lyle Odelein
25 Robin Burns, John Stewart, Darryl Edestrand, Nick Beverly, Dennis Owchar, Greg Redquest, Tom Price, Randy Carlyle, Kevin McCarthy, Ted Nolan, Norm Schmidt, Alek Stojanov, Dan Kesa, Jeff Norton, Kevin Stevens, Marc Bergevin, **Maxime Talbot**
26 Dunc McCallum, Mike McMahon, Syl Apps, Pete Mahovich, Orest Kindrachuk, Paul Mulvey, Steve Gatzos, Wayne Babych, Mike Blaisdell, Mark Kachowski, Mike Stapleton, Richard Park, Dave McLlwain, Petr Klima, Darius Kasparaitis, Garry Valk, Frantisek Kucera, Kent Manderville, Landon Wilson, Ronald Petrovicky
27 Jim Morrison, Joe Noris, Jim Shires, Hank Nowak, Yves Bergeron, Pete Laframboise, Mike Corrigan, Jacques Cossette, Rod Schutt, Todd Charlesworth, Gilles Meloche, Scott Bjugstad, Gilbert Delorme, Glen Murray, Eddie Olczyk, Alexei Kovalev, **Georges Laraque**
28 Harvey Bennett, Mario Faubert, Gene Carr, Tom Price, Jim Hamilton, Bob Simpson, Tim Hrynewich, Bruce Crowder, Robert Geale, Steve Gatzos, Dan Frawley, Gordie Roberts, Kjell Samuelsson, Greg Andrusak, Jeff Christian, Craig Muni, Dan Kesa, Michal Rozsival, Matt Hussey, Jani Rita, Nils Ekman
29 Al Smith, Jim Rutherford, Denis Herron, Andy Brown, Gary Inness, Bob Stumpf, Dunc Wilson, Greg Millen, Michel Dion, Phil Bourque, Markus Naslund, Tyler Wright, Krzysztof Oliwa, Brooks Orpik, **Marc-Andre Fleury**
30 Les Binkley, Marv Edwards, Cam Newton, Andy Brown, Gary Inness, Bob Taylor, Gordon Laxton, Paul Gardner, Kim Davis, Gary Edwards, Roberto Romano, Steve Guenette, Alain Chevrier, Philippe DeRouville, Jean-Sebastien Aubin, **Dany Sabourin**
31 Michel Plasse, Nick Ricci, Vincent Tremblay, Brian Ford, Carl Mokosak, Rich Tabaracci, Tom Barrasso, Ken Wregget, Ron Tugnutt, Rich Parent, Sebastien Caron
32 Dave Hannan, Dave Goertz, Pat Mayer, Peter Taglianetti, John Slaney, Greg Crozier, Dick Tarnstrom, Alain Nasreddine
33 Tony Feltrin, Bob Simpson, Rocky Saganuik, Bob Gladney, Doug Bodger, Mike Rowe, Mitch Wilson, Zarley Zalapski, Bryan Fogarty, Marty McSorley, Jim McKenzie, Stefan Bergkvist, Alex Hicks, Dan LaCouture, Guillaume Lefebvre, Reid Simpson, Ziggy Palffy, Eric Cairns
34 Andre St. Laurent, Tom Thombury, Greg Tebbutt, Randy Hillier, Ted Nolan, Todd Charlesworth, Lee Griffin, Dwight Mathiasen, Scott Young, Dave Michayluk (playoffs only), Greg Brown, Rusty Fitzgerald, Jeff Christian, Peter Popovic, Garth Snow, Ross Lupaschuk, Ramzi Abid
35 Roberto Romano, Warren Young, Darren Lowe, Ron Duguay, Brad Aitken, Tom Barrasso
36 Jock Callender, Pat Neaton, Greg Andrusak, Corey Foster, Brad Lauer, J.J. Daigneault, Matthew Barnaby, Tom Kosopoulos, Andre Roy
37 Justin Duberman, Ladislav Karabin, Greg Andrusak, Kip Miller, Tom Kostopoulos, Mikael Samuelsson, Ryan VandenBussche, **Jarkko Ruutu**
38 Scott Gruhl, Jiri Hrdina, Peter Allen, Andreas Johansson, Jan Hrdina
39 Mike Needham, Peter Allen, Joel Bouchard, Jon Sim
40 Frank Pietrangelo, Patrick Lalime, Andy Chiодо

41 Shane Endicott, Jocelyn Thibault
42 Tuomas Gronman
43 Jeff Daniels, Tomas Surovy
44 Todd Nelson, Drake Berehowsky, Ed Patterson, Rob Brown, Stephane Richer, **Brooks Orpik**
45 Mike Needham (playoffs only), Glen Mulvenna, Martin Sonnenberg, Rob Scuderi
46 Victor Ignatjev, Pavel Skrbek, Jeff Toms
47 Maxim Galanov, Michal Sivek, Micki DuPont
48 Sven Butenschon, Jeff Serowik, Konstantin Koltsov
49 Greg Andrusak, Matt Hussey
50 Martin Brochu
51 Dave Roche
52 Rusty Fitzgerald
55 Larry Murphy, Drake Berehowsky, Ric Jackman, **Sergei Gonchar**
56 Sergei Zubov
57 Chris Ferraro, Shawn Heins
58 Kris Letang
59 Robert Dome, Michel Ouellet
66 Mario Lemieux
68 Jaromir Jagr
71 Jiri Slegr, Konstantin Koltsov, **Evgeni Malkin**
72 Jeff Christian, Eric Meloche
76 Richard Park
77 Paul Coffey
82 Martin Straka
85 Petr Klima
87 **Sidney Crosby**
92 Rick Tocchet
93 Petr Nedved
95 Aleksey Morozov

HONORS/AWARDS

PROFESSIONAL HOCKEY HALL OF FAME
 Red Kelly 1969
 Tim Horton 1977
 Andy Bathgate 1978
 Leo Boivin 1986
 William 'Scotty' Bowman 1991
 Bob Johnson 1992
 Mario Lemieux 1997
 Bryan Trottier 1997
 Joe Mullen 2000
 Craig Patrick 2001
 Paul Coffey 2004
 Larry Murphy 2004
 Herb Brooks 2006

U.S. HOCKEY HALL OF FAME
 Bob Paradise 1989
 Herb Brooks 1990
 Bob Johnson 1991
 Jack Kelley 1993
 Craig Patrick 1996
 Joe Mullen 1998
 Mike Ramsey 2002
 Mark Johnson 2004

RETIRED NUMBERS
 Michel Briere 21
 Mario Lemieux 66

100 POINT CLUB
 Pierre Larouche 1975-76
 Jean Pronovost 1975-76
 Mario Lemieux 1984-85, 1985-86, 1986-87, 1987-88, 1988-89, 1989-90, 1991-92, 1992-93, 1995-96, 1996-97
 Rob Brown 1988-89
 Paul Coffey 1988-89, 1989-90
 Mark Recchi 1990-91
 Kevin Stevens 1991-92, 1992-93
 Rick Tocchet 1992-93
 Ron Francis 1992-93, 1995-96
 Jaromir Jagr 1995-96, 1997-98, 1998-99, 2000-01
 Sidney Crosby 2005-06, 2006-07

ART ROSS TROPHY
 Mario Lemieux 1988, 1989, 1992, 1993, 1996, 1997
 Jaromir Jagr 1995, 1998, 1999, 2000, 2001
 Sidney Crosby 2007

HART MEMORIAL TROPHY
 Mario Lemieux 1988, 1993, 1996
 Jaromir Jagr 1999
 Sidney Crosby 2007

LADY BYNG TROPHY
 Rick Kehoe 1981
 Ron Francis 1995, 1998

CONN SMYTHE TROPHY 1991, 1992
 Mario Lemieux

CALDER MEMORIAL TROPHY
 Mario Lemieux 1985
 Evgeni Malkin 2007

JAMES NORRIS TROPHY 1981
 Randy Carlyle

FRANK SELKE TROPHY 1995
 Ron Francis

BILL MASTERTON TROPHY
 Lowell MacDonald 1973
 Mario Lemieux 1993

LESTER B. PEARSON AWARD
 Mario Lemieux 1986, 1988, 1993, 1996
 Jaromir Jagr 1999, 2000
 Sidney Crosby 2007

DODGE PERFORMER OF THE YEAR 1988, 1989
 Mario Lemieux

DODGE PERFORMANCE OF THE YEAR 1988
 Mario Lemieux

DODGE RAM TOUGH AWARD 1989
 Mario Lemieux

PRO SET NHL PLAYER OF THE YEAR 1992
 Mario Lemieux

NHL PLUS/MINUS AWARD
 Mario Lemieux 1993
 Ron Francis 1995

NHL FIRST TEAM ALL-STAR
 Randy Carlyle - D 1981
 Mario Lemieux - C 1988, 1989, 1993, 1996, 1997
 Paul Coffey - D 1989
 Kevin Stevens - LW 1992
 Jaromir Jagr - RW 1995, 1996, 1998, 1999, 2000, 2001
 Sidney Crosby - C 2007

NHL SECOND TEAM ALL-STAR
 Mario Lemieux - C 1986, 1987, 1992, 2001
 Paul Coffey - D 1990
 Kevin Stevens - LW 1991, 1993
 Tom Barrasso - G 1993
 Larry Murphy - D 1993, 1995
 Jaromir Jagr - RW 1997

NHL ALL-ROOKIE TEAM
 Mario Lemieux - C 1985
 Warren Young - LW 1985
 Zarley Zalapski - D 1989
 Jaromir Jagr - RW 1991
 Patrick Lalime - G 1997
 Sebastien Caron - G 2003
 Ryan Malone - LW 2004
 Sidney Crosby - C 2006
 Evgeni Malkin - C 2007
 Jordan Staal - C 2007

ALL-STAR GAME

SEASON	SITE	TEAM	PLAYER	G MP	A	PTS GA
2006-07	Dallas	Eastern Conference	Sidney Crosby*	0	0	0
2005-06	No Game Played					
2004-05	No Game Played					
2003-04	Minnesota	Eastern Conference	No Penguins Selected			
2002-03	Sunrise, FL	Eastern Conference	Alexei Kovalev	0	0	0
		Eastern Conference	Mario Lemieux\$	--	--	--
2001-02	Los Angeles	North America	Mario Lemieux	1	0	1
2000-01	Denver	World	Jaromir Jagr*\$	--	--	--
		World	Alexei Kovalev	1	1	2
		North America	Mario Lemieux	1	1	2
1999-00	Toronto	World	Jaromir Jagr*	1	0	1
1998-99	Tampa Bay	World	Jaromir Jagr*	0	1	1
		World	Martin Straka	0	0	0
1997-98	Vancouver	World	Jaromir Jagr	1	0	1
1996-97	San Jose	Eastern Conference	Mario Lemieux*	2	1	3
		Eastern Conference	Kevin Hatcher	0	0	0
		Eastern Conference	Jaromir Jagr*\$	--	--	--
1995-96	Boston	Eastern Conference	Mario Lemieux*	0	2	2
		Eastern Conference	Jaromir Jagr*	1	0	1
		Eastern Conference	Ron Francis	0	1	1
1994-95	No Game Played					
1993-94	New York (MSG)	Eastern Conference	Jaromir Jagr\$	--	--	--
		Eastern Conference	Larry Murphy	0	0	0
		Eastern Conference	Joe Mullen	1	1	2
1992-93	Montreal	Wales Conference	Mario Lemieux*\$	--	--	--
		Wales Conference	Kevin Stevens*	1	2	3
		Wales Conference	Jaromir Jagr*	1	1	2
		Wales Conference	Rick Tocchet&	2	0	2
1991-92	Philadelphia	Wales Conference	Mario Lemieux*	0	1	1
		Wales Conference	Paul Coffey*	0	0	0
		Wales Conference	Kevin Stevens*	1	0	1
		Wales Conference	Jaromir Jagr*	0	1	1
		Wales Conference	Bryan Trottier	1	0	1
1990-91	Chicago	Wales Conference	Paul Coffey*	0	0	0
		Wales Conference	John Cullen	0	1	1
		Wales Conference	Mark Recchi	0	0	0
		Wales Conference	Kevin Stevens	1	0	1
1989-90	Pittsburgh	Wales Conference	Paul Coffey	0	2	2
		Wales Conference	Mario Lemieux* (MVP)	4	0	4
1988-89	Edmonton	Wales Conference	Rob Brown	0	0	0
		Wales Conference	Paul Coffey*	0	0	0
		Wales Conference	Mario Lemieux*	1	1	2
1987-88	St. Louis	Wales Conference	Paul Coffey*	0	0	0
		Wales Conference	Mario Lemieux* (MVP)	3	3	6
1986-87	Quebec (2 gms)	NHL ALL-STARS	Mario Lemieux*	0	3	3
1985-86	Hartford	Wales Conference	Mario Lemieux*	0	0	0
1984-85	Calgary	Wales Conference	Mario Lemieux* (MVP)	2	1	3
1983-84	New Jersey	Wales Conference	Mike Bullard	0	0	0
1982-83	New York (LI)	Wales Conference	Rick Kehoe	0	0	0
1981-82	Washington	Wales Conference	Randy Carlyle	0	1	1
		Wales Conference	Michel Dion	30	--	2
1980-81	Los Angeles	Wales Conference	Randy Carlyle	0	0	0
		Wales Conference	Rick Kehoe	0	1	1
1979-80	Detroit	Wales Conference	Ron Stackhouse	1	0	1
1978-79	New York (MSG)	NHL ALL-STARS	No Penguins Selected			
1977-78	Buffalo	Wales Conference	Jean Pronovost	0	0	0

ALL-STAR GAME

SEASON	SITE	TEAM	PLAYER	G MP	A	PTS GA
1976-77	Vancouver	Wales Conference	Jean Pronovost	0	0	0
1975-76	Philadelphia	Wales Conference	Dave Burrows	0	0	0
		Wales Conference	Pierre Larouche	0	0	0
		Wales Conference	Jean Pronovost	0	0	0
1974-75	Montreal	Wales Conference	Syl Apps (MVP)	2	0	2
		Wales Conference	Jean Pronovost	0	0	0
1973-74	Chicago	Western Conference	Dave Burrows	0	0	0
		Western Conference	Lowell MacDonald	1	1	2
		Western Conference	Al McDonough	1	0	1
1972-73	New York (MSG)	Western Conference	Lowell MacDonald	0	1	1
		Western Conference	Greg Polis (MVP)	2	0	2
1971-72	Bloomington, MN	Western Conference	Greg Polis	0	0	0
1970-71	Boston	Western Conference	Greg Polis	0	0	0
1969-70	St. Louis	Western Conference	Dean Prentice	1	0	1
		Western Conference	Bob Woytowich	0	1	1
1968-69	Montreal	Western Conference	Ken Schinkel	0	0	0
1967-68	Toronto	NHL ALL-STARS	Ken Schinkel	0	0	0

*Voted to starting lineup
\$Missed game due to injury
&Named to replace Lemieux



GETTY IMAGES

1967-68

highlights

Andy Bathgate scores the first franchise goal against Rogie Vachon and Montreal on Oct. 11.

Pittsburgh records the first victory in franchise history on Oct. 13, 3-1 at St. Louis.

The Penguins record their first home win, 4-2, over Chicago on Oct. 21. They also become the first expansion team to defeat one of the "Original Six."

Les Binkley records Pittsburgh's first shutout, 1-0, on Nov. 4 at Oakland.

Ken Schinkel represents the Penguins at the NHL All-Star Game in Toronto.

transactions

June 6, 1967 - Obtained Lou Andrea, Dunc McCallum and George Konik from the New York Rangers for Larry Jeffrey.

Feb. 27, 1968 - Obtained Wayne Hicks from Philadelphia for Art Stratton.

scoring

PLAYERS	GP	G	A	PTS	PIM
Andy Bathgate	74	20	39	59	55
Ab McDonald	74	22	21	43	38
Art Stratton	70	16	25	41	20
Ken Schinkel	57	14	25	39	19
Earl Ingarfield	50	15	22	37	12
Val Fonteyne	69	6	28	34	0
Gene Ubriaco	65	18	15	33	16
Noel Price	70	6	27	33	48
Paul Andrea	65	11	21	32	2
Billy Dea	73	16	12	28	6
Keith McCreary	70	14	12	26	44
Leo Boivin	73	9	13	22	74
Wayne Hicks	47	6	14	20	8
Bob Dillabough	47	7	12	19	18
Bob Rivard	27	5	12	17	4
Bill Speer	68	3	13	16	44
George Konik	52	7	8	15	26
Al MacNeil	74	2	10	12	58
Dunc McCallum	32	0	2	2	36
Dick Mattiussi	32	0	2	2	18
Mel Pearson	2	0	1	1	0
Ted Lanyon	5	0	0	0	4
Hank Bassen	25	0	0	0	8
Les Binkley	54	0	0	0	0

goaltending

GOALIE	W-L-T	GP	MP	GA	SO	GAA
Les Binkley	20-24-10	54	3141	151	6	2.88
Hank Bassen	7-10-3	25	1299	62	1	2.86
TOTALS	27-34-13	74	4440	216	7	2.92

games

DATE	RESULT	SCORE	OPPONENT
Oct. 11	L	1-2	MONTREAL
Oct. 13	W	3-1	St. Louis
Oct. 14	L	2-4	ST. LOUIS
Oct. 18	T	3-3	MINNESOTA
Oct. 19	L	0-1	PHILADELPHIA
Oct. 21	W	4-2	CHICAGO
Oct. 22	L	4-6	New York
Oct. 25	W	4-1	OAKLAND
Oct. 28	L	3-5	LOS ANGELES
Oct. 29	L	2-4	Boston
Nov. 1	W	4-1	Minnesota
Nov. 4	W	1-0	Oakland
Nov. 8	T	1-1	PHILADELPHIA
Nov. 9	L	1-5	Detroit
Nov. 11	L	1-5	ST. LOUIS
Nov. 15	W	5-0	PHILADELPHIA
Nov. 18	W	5-3	St. Louis
Nov. 22	W	4-1	BOSTON
Nov. 24	L	3-5	Los Angeles
Nov. 25	T	2-2	Oakland
Nov. 29	W	6-1	OAKLAND
Dec. 2	L	1-4	NEW YORK
Dec. 3	L	1-6	Detroit
Dec. 6	L	2-7	Chicago
Dec. 9	W	3-2	Minnesota
Dec. 10	L	4-7	MINNESOTA
Dec. 13	W	2-1	Toronto
Dec. 16	T	1-1	CHICAGO
Dec. 17	L	1-2	Philadelphia
Dec. 21	L	1-4	Los Angeles
Dec. 23	W	4-0	MINNESOTA
Dec. 25	W	4-3	LOS ANGELES
Dec. 27	T	0-0	OAKLAND
Dec. 29	L	1-2	St. Louis
Dec. 30	L	2-5	DETROIT
Jan. 4	W	4-3	LOS ANGELES
Jan. 6	T	2-2	PHILADELPHIA
Jan. 7	L	1-3	PHILADELPHIA
Jan. 10	L	3-4	MONTREAL
Jan. 12	W	4-3	TORONTO
Jan. 13	L	0-7	Toronto
Jan. 17	T	1-1	Oakland
Jan. 18	L	2-3	Los Angeles
Jan. 20	W	8-5	DETROIT
Jan. 21	L	3-4	Minnesota
Jan. 27	L	3-5	LOS ANGELES
Jan. 28	W	1-0	Boston
Jan. 31	L	4-9	St. Louis
Feb. 1	W	2-0	ST. LOUIS
Feb. 3	T	3-3	TORONTO
Feb. 7	W	4-1	Oakland
Feb. 8	L	1-3	Los Angeles
Feb. 10	T	2-2	NEW YORK
Feb. 14	W	6-3	MINNESOTA
Feb. 16	L	1-3	ST. LOUIS
Feb. 17	L	3-4	Montreal
Feb. 21	T	1-1	PHILADELPHIA
Feb. 24	L	1-3	OAKLAND
Feb. 25	W	2-1	Philadelphia
Feb. 27	L	3-5	BOSTON
Mar. 2	T	6-6	OAKLAND
Mar. 6	L	2-4	St. Louis
Mar. 7	T	2-2	Minnesota
Mar. 9	W	3-1	LOS ANGELES
Mar. 13	L	3-4	Chicago
Mar. 16	L	4-6	Montreal
Mar. 17	L	0-3	New York
Mar. 20	W	4-2	ST. LOUIS
Mar. 23	L	0-3	Minnesota
Mar. 24	T	4-4	MINNESOTA
Mar. 26	W	2-1	Los Angeles
Mar. 27	W	7-4	Oakland
Mar. 30	W	2-0	Philadelphia
Mar. 31	W	5-1	PHILADELPHIA

1968-69

highlights

The Penguins record their first franchise victory in Montreal, 5-2, on Jan. 2.

Ken Schinkel makes his second appearance in the NHL All-Star Game

Keith McCreary scores 25 goals to pace the Penguins.

The Penguins finish the season with a six-game unbeaten streak (5-0-1).

transactions

June 11, 1968 - Obtained Lou Angotti from St. Louis for Ab McDonald.

Nov. 29, 1968 - Obtained Billy Harris from Oakland for Bob Dillabough.

Jan. 24, 1969 - Obtained Duane Rupp from Minnesota for Leo Boivin.

Jan. 30, 1969 - Obtained George Swarbrick, Bryan Watson and Tracy Pratt from Oakland for Earl Ingarfield, Dick Mattiussi and Gene Ubriaco.

scoring

PLAYERS	GP	G	A	PTS	PIM
Ken Schinkel	76	18	34	52	18
Charlie Burns	76	13	38	51	22
Keith McCreary	70	25	23	48	42
Earl Ingarfield	66	16	30	46	12
Jean Pronovost	76	16	25	41	41
Gene Ubriaco	75	19	18	37	28
Lou Angotti	71	17	20	37	36
Val Fonteyne	74	12	17	29	2
Wally Boyer	62	10	19	29	17
Bob Woytowich	71	9	20	29	62
Leo Boivin	69	6	19	25	42
Billy Harris	73	7	17	24	10
George Swarbrick	69	4	19	23	103
Noel Price	73	2	18	20	61
Bob Dillabough	62	7	12	19	6
Billy Dea	66	10	8	18	4
Dunc McCallum	62	5	13	18	81
Duane Rupp	59	5	11	16	32
Paul Andrea	25	7	6	13	2
Dick Mattiussi	36	1	11	12	30
Bryan Watson	68	2	7	9	132
Bill Speer	34	1	4	5	27
Tracy Pratt	18	0	5	5	34
Ron Snell	4	3	1	4	6
Doug Barrie	8	1	1	2	8
Gary Swain	9	1	1	2	0
John Arbour	17	0	2	2	35
Jean Guy Lagace	17	0	1	1	14
Bill Lecaine	4	0	0	0	0
Joe Daley	29	0	0	0	2
Les Binkley	50	0	0	0	0
Marv Edwards	1	0	0	0	0

goaltending

GOALIE	W-L-T	GP	MP	GA	SO	GAA
Joe Daley	10-13-3	29	1615	87	2	3.23
Les Binkley	10-31-8	50	2885	158	0	3.29
Marv Edwards	0-1-0	1	60	3	0	3.00
TOTALS	20-45-11	76	4560	252	2	3.32

games

DATE	RESULT	SCORE	OPPONENT
Oct. 12	T	1-1	MONTREAL
Oct. 16	T	2-2	Toronto
Oct. 17	L	0-3	Philadelphia
Oct. 19	L	1-5	BOSTON
Oct. 23	L	5-8	CHICAGO
Oct. 26	W	4-2	ST. LOUIS
Oct. 30	L	3-7	New York
Nov. 2	L	2-3	Los Angeles
Nov. 3	W	3-1	Oakland
Nov. 6	L	1-3	ST. LOUIS
Nov. 7	L	4-5	Montreal
Nov. 9	L	0-3	PHILADELPHIA
Nov. 13	L	5-6	Chicago
Nov. 14	L	4-6	CHICAGO
Nov. 16	L	1-2	NEW YORK
Nov. 20	L	2-5	Toronto
Nov. 21	W	3-1	OAKLAND
Nov. 23	T	2-2	LOS ANGELES
Nov. 27	T	3-3	TORONTO
Nov. 28	W	3-2	Chicago
Nov. 30	W	4-2	Los Angeles
Dec. 1	T	4-4	Oakland
Dec. 4	L	2-7	DETROIT
Dec. 7	T	1-1	St. Louis
Dec. 8	L	1-4	TORONTO
Dec. 11	W	4-2	Minnesota
Dec. 14	L	1-2	LOS ANGELES
Dec. 15	L	3-5	Boston
Dec. 17	L	2-8	Philadelphia
Dec. 21	L	1-3	MINNESOTA
Dec. 22	L	1-3	Chicago
Dec. 25	W	6-3	DETROIT
Dec. 26	L	2-3	St. Louis
Dec. 28	L	3-4	OAKLAND
Dec. 31	L	4-3	MONTREAL
Jan. 2	W	5-2	Montreal
Jan. 4	T	1-1	PHILADELPHIA
Jan. 5	L	1-2	Detroit
Jan. 9	W	7-2	MINNESOTA
Jan. 11	L	2-4	OAKLAND
Jan. 12	L	4-8	Boston
Jan. 15	W	3-1	Minnesota
Jan. 16	L	2-3	Detroit
Jan. 18	L	0-4	Los Angeles
Jan. 19	L	3-6	Oakland
Jan. 23	L	1-3	MINNESOTA
Jan. 25	L	0-5	TORONTO
Jan. 26	L	3-5	Philadelphia
Jan. 29	L	1-2	ST. LOUIS
Feb. 1	T	2-2	PHILADELPHIA
Feb. 2	L	3-7	New York
Feb. 5	W	3-2	NEW YORK
Feb. 8	L	2-4	LOS ANGELES
Feb. 9	L	1-3	Minnesota
Feb. 12	L	0-2	St. Louis
Feb. 15	T	4-4	OAKLAND
Feb. 16	L	0-4	MONTREAL
Feb. 19	W	3-0	BOSTON
Feb. 20	L	0-3	Detroit
Feb. 22	W	3-2	DETROIT
Feb. 27	W	4-3	CHICAGO
Mar. 1	T	3-3	Toronto
Mar. 2	L	0-4	Boston
Mar. 5	W	4-2	ST. LOUIS
Mar. 8	L	3-5	NEW YORK
Mar. 12	L	3-4	New York
Mar. 15	L	1-3	Los Angeles
Mar. 16	L	2-7	Oakland
Mar. 19	L	2-3	BOSTON
Mar. 20	L	3-5	Montreal
Mar. 22	W	2-1	St. Louis
Mar. 23	W	5-0	MINNESOTA
Mar. 25	W	3-1	Minnesota
Mar. 26	W	8-4	LOS ANGELES
Mar. 29	T	3-3	Philadelphia
Mar. 30	W	2-1	PHILADELPHIA

1969-70

highlights

Leonard "Red" Kelly is named Penguins coach on July 2.

Bob Woytowich and Dean Prentice are named to the Western Division All-Star squad

Dean Prentice sets a new Penguins mark with 26 goals during the regular season

The Penguins sweep the Oakland Seals, 4-0, in the team's first playoff appearance

Red Kelly is named the Hockey News' "Coach of the Year."

transactions

June 6, 1969 - Obtained Ron Schock and Craig Cameron from St. Louis for Lou Angotti and a first round choice in the 1971 Entry Draft.

Oct. 28, 1969 - Obtained Mike McMahon from Detroit for Billy Dea.

scoring

Players	GP	G	A	PTS	PIM
Dean Prentice	75	26	25	51	14
Ken Schinkel	72	20	25	45	19
Michel Briere	76	12	32	44	20
Jean Pronovost	72	20	21	41	45
Bob Woytowich	68	8	25	33	49
Bryan Hextall	66	12	19	31	87
Ron Schock	76	8	21	29	40
Keith McCreary	60	18	8	26	67
Glen Sather	76	12	14	26	114
Val Fonteyne	68	11	15	26	2
Wally Boyer	72	11	12	23	34
Nick Harbaruk	74	5	17	22	56
Jim Morrison	59	5	15	20	40
Duane Rupp	64	2	14	16	18
Tracy Pratt	65	5	7	12	124
Bob Blackburn	60	4	7	11	51
Bryan Watson	61	1	9	10	189
Mike McMahon	12	1	3	4	19
Rick Kessell	8	1	2	3	2
Ron Snell	3	0	1	1	0
George Swarbrick	12	0	1	1	8
Les Binkley	27	0	1	1	0
Dunc McCallum	14	0	0	0	16
Al Smith	46	0	0	0	20
Bench					4

goaltending

GOALIE	W-L-T	GP	MP	GA	SO	GAA
Joe Daley	1-5-3	9	528	26	0	2.95
Al Smith	15-20-8	46	2555	129	2	3.03
Les Binkley	10-13-1	27	1477	79	3	3.21
TOTALS	26-38-12	76	4560	234	5	3.13

games

DATE	RESULT	SCORE	OPPONENT
Oct. 11	T	2-2	OAKLAND
Oct. 16	T	3-3	PHILADELPHIA
Oct. 18	T	3-3	BOSTON
Oct. 19	L	0-4	Boston
Oct. 21	L	3-4	Oakland
Oct. 22	L	0-2	Los Angeles
Oct. 25	W	4-1	Minnesota
Oct. 29	L	1-3	NEW YORK
Nov. 1	W	6-3	MINNESOTA
Nov. 2	L	3-4	Detroit
Nov. 5	L	2-4	DETROIT
Nov. 8	L	1-4	CHICAGO
Nov. 12	W	3-0	Toronto
Nov. 13	L	0-4	St. Louis
Nov. 15	W	3-1	LOS ANGELES
Nov. 19	L	0-4	ST. LOUIS
Nov. 22	W	5-3	PHILADELPHIA
Nov. 23	L	2-3	Chicago
Nov. 26	T	4-4	Minnesota
Nov. 29	W	5-3	OAKLAND
Nov. 30	T	3-3	Philadelphia
Dec. 3	W	2-1	DETROIT
Dec. 6	L	0-5	Toronto
Dec. 7	W	3-2	TORONTO
Dec. 10	W	2-0	Los Angeles
Dec. 12	L	1-4	Oakland
Dec. 14	L	1-2	Boston
Dec. 17	L	2-5	MONTREAL
Dec. 20	L	4-6	BOSTON
Dec. 21	L	0-4	Philadelphia
Dec. 26	W	3-2	New York
Dec. 27	L	0-3	CHICAGO
Dec. 31	W	4-2	MONTREAL
Jan. 3	L	0-6	St. Louis
Jan. 4	T	4-4	TORONTO
Jan. 7	L	3-5	NEW YORK
Jan. 8	L	1-3	Montreal
Jan. 10	L	3-5	DETROIT
Jan. 14	L	0-5	Chicago
Jan. 17	L	0-4	Toronto
Jan. 18	W	6-4	Philadelphia
Jan. 21	T	3-3	OAKLAND
Jan. 24	W	4-2	LOS ANGELES
Jan. 25	L	1-3	Boston
Jan. 28	T	4-4	TORONTO
Jan. 31	W	2-1	ST. LOUIS
Feb. 1	L	0-6	New York
Feb. 4	W	7-5	Minnesota
Feb. 7	W	3-1	LOS ANGELES
Feb. 8	W	6-3	MINNESOTA
Feb. 11	L	1-7	Chicago
Feb. 14	L	0-3	BOSTON
Feb. 15	W	4-2	Detroit
Feb. 17	W	4-2	PHILADELPHIA
Feb. 19	W	6-1	Los Angeles
Feb. 21	L	3-6	Oakland
Feb. 25	L	2-3	Montreal
Feb. 26	W	1-0	LOS ANGELES
Feb. 28	W	3-2	OAKLAND
Mar. 4	W	2-1	MONTREAL
Mar. 5	L	3-5	Detroit
Mar. 7	T	2-2	ST. LOUIS
Mar. 8	T	0-0	New York
Mar. 11	T	2-2	Oakland
Mar. 12	L	1-4	Los Angeles
Mar. 14	L	3-6	Minnesota
Mar. 18	L	0-2	NEW YORK
Mar. 19	L	1-3	St. Louis
Mar. 21	L	3-5	CHICAGO
Mar. 22	L	4-5	Montreal
Mar. 25	W	2-0	MINNESOTA
Mar. 28	W	2-1	Philadelphia
Mar. 29	T	5-5	ST. LOUIS
Apr. 1	W	4-1	PHILADELPHIA
Apr. 4	L	1-3	St. Louis
Apr. 5	L	1-5	MINNESOTA

1970-71

highlights

Penguins post a seven-game home winning streak from Jan. 13 through Feb. 13.

Greg Polis is named to the Western Division All-Star Team.

Jean Pronovost records five points (2+3) during an 8-2 win against Detroit on Mar. 24.

The Penguins set a home record with 18 wins, and set a team record with 20 ties during the season.

transactions

Jan. 26, 1971 - Obtained Syl Apps and Sheldon Kannegiesser from the New York Rangers for Glen Sather.

Jan. 31, 1971 - Obtained Jean Guy Legace from Buffalo for Terry Bell.

scoring

Players	GP	G	A	PTS	PIM
Bryan Hextall	76	16	32	48	133
Jean Pronovost	78	21	24	45	35
Andy Bathgate	76	15	29	44	34
Wally Boyer	68	11	30	41	30
Ron Schock	71	14	26	40	20
Dean Prentice	69	21	17	38	18
Ken Schinkel	50	15	19	34	6
Keith McCreary	59	21	12	33	24
Greg Polis	61	18	15	33	40
Duane Rupp	59	5	28	33	34
Dunc McCallum	77	9	20	29	95
Bob Woytowich	78	4	22	26	30
Nick Harbaruk	73	13	12	25	108
Syl Apps	31	9	16	25	19
Rod Zaine	37	8	5	13	21
Val Fonteyne	70	4	9	13	0
Glen Sather	46	8	3	11	96
Jim Morrison	73	0	10	10	32
Bob Blackburn	64	4	5	9	54
Bryan Watson	43	2	6	8	119
John Stewart	15	2	1	3	9
Robin Burns	10	0	3	3	4
Yvon Labre	21	1	1	2	19
Rick Kessell	6	0	2	2	2
Shel. Kannegiesser	18	0	2	2	29
Steve Cardwell	5	0	1	1	15
Lowell MacDonald	10	0	1	1	0
Paul Hoganson	2	0	0	0	0
Cam Newton	5	0	0	0	4
Les Binkley	34	0	0	0	0
Al Smith	47	0	0	0	41
Bench					6

goaltending

GOALIE	W-L-T	GP	MP	GA	SO	GAA
Les Binkley	11-11-10	34	1870	89	2	2.85
Al Smith	9-22-9	45	2472	128	2	3.10
Cam Newton	1-3-1	5	281	16	0	3.41
Paul Hoganson	0-1-0	2	57	7	0	7.36
TOTALS	21-37-20	78	4680	240	4	3.07

games

DATE	RESULT	SCORE	OPPONENT
Oct. 10	L	1-2	BUFFALO
Oct. 15	L	2-4	Minnesota
Oct. 17	T	0-0	PHILADELPHIA
Oct. 18	T	1-1	Buffalo
Oct. 21	L	2-4	Los Angeles
Oct. 23	W	3-1	California
Oct. 25	T	1-1	Vancouver
Oct. 28	W	5-3	LOS ANGELES
Oct. 31	L	2-5	CHICAGO
Nov. 1	L	2-3	Philadelphia
Nov. 4	W	8-3	VANCOUVER
Nov. 7	T	2-2	BOSTON
Nov. 8	T	3-3	Detroit
Nov. 10	L	1-5	LOS ANGELES
Nov. 11	T	3-3	New York
Nov. 14	W	6-1	CALIFORNIA
Nov. 19	L	0-1	ST. LOUIS
Nov. 21	W	6-1	DETROIT
Nov. 22	L	2-4	Boston
Nov. 24	T	4-4	Toronto
Nov. 25	T	4-4	BUFFALO
Nov. 28	L	1-5	Montreal
Nov. 29	L	2-6	New York
Dec. 2	T	3-3	MONTREAL
Dec. 5	W	3-1	VANCOUVER
Dec. 6	L	3-6	Boston
Dec. 8	W	4-0	TORONTO
Dec. 9	T	2-2	Minnesota
Dec. 11	L	2-3	St. Louis
Dec. 12	L	0-1	MINNESOTA
Dec. 16	L	2-4	TORONTO
Dec. 19	W	9-1	DETROIT
Dec. 20	L	1-2	Chicago
Dec. 23	L	1-6	New York
Dec. 25	L	4-8	Boston
Dec. 26	W	4-2	BOSTON
Dec. 30	T	3-3	Montreal
Dec. 31	W	4-1	MINNESOTA
Jan. 2	L	1-3	NEW YORK
Jan. 6	L	3-4	Philadelphia
Jan. 9	L	2-5	Toronto
Jan. 13	W	4-2	LOS ANGELES
Jan. 14	T	2-2	Detroit
Jan. 16	W	4-3	Vancouver
Jan. 20	W	4-2	California
Jan. 21	L	2-4	Los Angeles
Jan. 23	W	4-1	VANCOUVER
Jan. 27	W	3-1	TORONTO
Jan. 28	L	1-4	Chicago
Jan. 30	W	3-1	CHICAGO
Feb. 3	W	6-1	CALIFORNIA
Feb. 5	T	2-2	St. Louis
Feb. 7	L	0-1	Chicago
Feb. 9	L	1-4	Montreal
Feb. 10	W	5-3	PHILADELPHIA
Feb. 13	W	4-5	CHICAGO
Feb. 14	L	5-4	Minnesota
Feb. 17	L	3-4	Toronto
Feb. 18	T	6-6	Buffalo
Feb. 20	L	0-2	NEW YORK
Feb. 24	T	5-5	ST. LOUIS
Feb. 27	L	0-4	NEW YORK
Feb. 28	L	2-4	Detroit
Mar. 3	W	4-0	MONTREAL
Mar. 6	L	3-6	BOSTON
Mar. 7	T	3-3	CALIFORNIA
Mar. 10	T	2-2	PHILADELPHIA
Mar. 13	T	0-0	MINNESOTA
Mar. 14	L	1-5	MONTREAL
Mar. 17	L	2-5	California
Mar. 19	L	4-6	Vancouver
Mar. 20	L	4-8	Los Angeles
Mar. 24	W	8-2	DETROIT
Mar. 28	L	1-3	Philadelphia
Mar. 31	L	4-6	BUFFALO
Apr. 1	T	3-3	Buffalo
Apr. 3	L	3-4	St. Louis
Apr. 4	T	1-1	ST. LOUIS

1971-72

highlights

Red Kelly relinquishes general manager duties, and Jack Riley is named to the post.

Jim Rutherford posts a seven-game unbeaten streak from Mar. 14 through Apr. 2.

Syl Apps sets a new team mark with 44 assists, and ties the team record with 59 points during the regular season.

Jean Pronovost and Greg Polis become the first Penguins to reach the 30-goal mark.

Pittsburgh returns to the playoffs, but is swept in the first round by Chicago, 4-0.

transactions

Jan. 11, 1972 - Obtained Al McDonough from Los Angeles for Woytowich.

Mar. 4, 1972 - Obtained Eddie Shack from Buffalo for Rene Robert.

scoring

Players	GP	G	A	PTS	PIM
Syl Apps	72	15	44	59	78
Jean Pronovost	68	30	23	53	12
Greg Polis	76	30	19	49	38
Ron Schock	77	17	29	46	22
Ken Schinkel	74	15	30	45	8
Bryan Hextall	78	20	24	44	126
Darryl Edestrand	77	10	23	33	52
Bob Leiter	78	14	17	31	18
Nick Harbaruk	78	12	17	29	46
Duanne Rupp	34	4	18	22	32
Bryan Watson	75	3	17	20	212
Val Fonteyne	68	6	13	19	0
Al McDonough	37	7	11	18	8
Rene Robert	49	7	11	18	42
Steve Cardwell	28	7	8	15	18
Eddie Shack	13	5	9	14	12
Dave Burrows	77	2	10	12	48
Tim Horton	44	2	9	11	40
John Stewart	25	2	8	10	23
Keith McCreary	33	4	4	8	22
Joe Norris	35	2	5	7	20
Shel. Kannegiesser	54	2	4	6	47
Bob Woytowich	31	1	4	5	8
Bill Hicke	12	2	0	2	6
Brian McKenzie	6	1	1	2	4
Wally Boyer	1	0	1	1	0
Rick Kessel	3	0	1	1	0
Roy Edwards	15	0	1	1	0
Robin Burns	5	0	0	0	8
Les Binkley	31	0	0	0	2
Jim Rutherford	40	0	0	0	16
Bench					8

goaltending

GOALIE	W-L-T	GP	MP	GA	SO	GAA
Roy Edwards	2-8-4	15	847	36	0	2.55
Jim Rutherford	17-15-5	40	2160	116	1	3.22
Les Binkley	7-15-5	31	1673	98	0	3.51
TOTALS	26-38-14	78	4680	258	1	3.30

games

DATE	RESULT	SCORE	OPPONENT
Oct. 9	W	3-2	PHILADELPHIA
Oct. 10	L	1-2	Buffalo
Oct. 13	W	4-1	Los Angeles
Oct. 16	W	2-1	Vancouver
Oct. 17	W	4-2	California
Oct. 20	W	8-1	LOS ANGELES
Oct. 23	L	2-5	CHICAGO
Oct. 24	T	1-1	New York
Oct. 27	L	4-6	CALIFORNIA
Oct. 28	L	0-2	Minnesota
Oct. 30	T	1-1	NEW YORK
Oct. 31	L	1-3	Detroit
Nov. 3	L	3-5	California
Nov. 5	L	2-4	Vancouver
Nov. 7	L	1-4	Chicago
Nov. 9	W	4-1	St. Louis
Nov. 10	W	3-1	VANCOUVER
Nov. 13	W	6-4	LOS ANGELES
Nov. 16	L	1-5	MINNESOTA
Nov. 18	L	3-4	Minnesota
Nov. 20	L	2-4	ST. LOUIS
Nov. 21	L	3-7	Chicago
Nov. 24	L	1-2	TORONTO
Nov. 27	L	1-3	Montreal
Dec. 1	W	4-2	DETROIT
Dec. 4	W	4-2	NEW YORK
Dec. 5	L	3-5	Boston
Dec. 8	T	1-1	CALIFORNIA
Dec. 11	T	3-3	BUFFALO
Dec. 12	L	1-6	New York
Dec. 15	L	2-3	Toronto
Dec. 18	L	3-4	BOSTON
Dec. 19	T	2-2	Boston
Dec. 22	L	2-4	New York
Dec. 25	W	4-2	MONTREAL
Dec. 26	L	1-6	Philadelphia
Dec. 28	L	2-4	TORONTO
Dec. 31	T	3-3	BUFFALO
Jan. 5	T	3-3	Chicago
Jan. 8	L	0-4	CHICAGO
Jan. 9	L	2-4	Detroit
Jan. 12	T	2-2	BOSTON
Jan. 13	L	1-7	Montreal
Jan. 15	W	4-2	PHILADELPHIA
Jan. 19	L	1-6	VANCOUVER
Jan. 22	L	0-1	St. Louis
Jan. 23	T	3-3	MONTREAL
Jan. 26	L	1-2	ST. LOUIS
Jan. 29	L	2-4	CHICAGO
Jan. 30	L	0-4	Philadelphia
Feb. 3	W	4-3	St. Louis
Feb. 5	L	1-8	Los Angeles
Feb. 9	W	4-1	Toronto
Feb. 10	W	6-1	LOS ANGELES
Feb. 12	L	3-8	NEW YORK
Feb. 13	W	6-4	VANCOUVER
Feb. 16	W	4-2	TORONTO
Feb. 17	W	2-0	Buffalo
Feb. 19	L	2-6	DETROIT
Feb. 20	L	0-2	Minnesota
Feb. 23	L	0-2	Toronto
Feb. 26	W	5-2	PHILADELPHIA
Feb. 27	L	3-5	Montreal
Mar. 2	W	7-4	DETROIT
Mar. 4	W	4-2	MINNESOTA
Mar. 5	L	3-6	Detroit
Mar. 8	L	4-5	MONTREAL
Mar. 11	W	6-4	BOSTON
Mar. 12	T	4-4	Boston
Mar. 14	W	7-4	Vancouver
Mar. 18	T	4-4	Los Angeles
Mar. 19	T	3-3	California
Mar. 23	L	3-4	BUFFALO
Mar. 25	W	3-2	MINNESOTA
Mar. 26	T	2-2	Buffalo
Mar. 29	W	5-4	CALIFORNIA
Apr. 1	T	4-4	Philadelphia
Apr. 2	W	6-2	ST. LOUIS

1972-73

highlights

The Penguins set the NHL records for fastest five goals (2:07) and the fastest six goals (5:02) on Nov. 22 vs. St. Louis.

Syl Apps records six points (3+3) in a 9-1 win against the NY Islanders on Dec. 13.

Ken Schinkel is named the third head coach in Penguins history on Jan. 13, one day after retiring as a player.

Greg Polis is named MVP of the All-Star Game at Madison Square Garden after recording two goals for the Western Division.

Syl Apps sets the team record with 85 points and 56 assists.

Al McDonough sets a new team mark with 35 goals.

transactions

Feb. 25, 1973 - Obtained Andy Brown from Detroit for a third round choice in the 1973 Entry Draft and cash.

scoring

Players	GP	G	A	PTS	PIM
Syl Apps	77	29	56	85	18
Al McDonough	78	35	41	76	26
Lowell MacDonald	78	34	41	75	8
Bryan Hextall	78	21	33	54	113
Greg Polis	78	26	23	49	36
Ron Schock	78	13	36	49	23
Eddie Shack	74	25	20	45	84
Jean Pronovost	66	21	22	43	16
Darryl Edestrand	78	15	24	39	88
Dave Burrows	78	3	24	27	42
Nick Harbaruk	78	10	15	25	47
Ken Schinkel	42	11	10	21	16
Duanne Rupp	78	7	13	20	62
Jack Lynch	47	1	18	19	40
Bryan Watson	69	1	17	18	179
Rick Kessel	66	1	13	14	0
Jean Guy Lagace	31	1	5	6	32
Steve Cardwell	20	2	2	4	2
Jim Shires	18	1	2	3	2
Robin Burns	26	0	2	2	20
Jim Wiley	4	0	1	1	0
Cam Newton	11	0	1	1	2
Denis Herron	18	0	1	1	0
Shel. Kannegiesser	3	0	0	0	0
Andy Brown	9	0	0	0	2
Ron Lalonde	11	0	0	0	2
Jim Rutherford	49	0	0	0	0
Bench					6

goaltending

GOALIE	W-L-T	GP	MP	GA	SO	GAA
Jim Rutherford	20-22-5	49	2660	129	3	2.91
Denis Herron	6-7-2	18	967	55	2	3.41
Cam Newton	3-4-0	11	533	35	0	3.94
Andy Brown	3-4-2	9	520	41	0	4.73
TOTALS	32-37-9	78	4680	265	5	3.40

games

DATE	RESULT	SCORE	OPPONENT
Oct. 7	W	4-2	LOS ANGELES
Oct. 11	W	5-2	St. Louis
Oct. 14	W	5-2	CALIFORNIA
Oct. 15	L	4-8	Boston
Oct. 17	W	5-0	NY Islanders
Oct. 18	L	3-4	Toronto
Oct. 21	L	2-4	BOSTON
Oct. 24	W	4-0	Vancouver
Oct. 27	L	3-6	California
Oct. 28	L	2-5	Los Angeles
Nov. 1	L	1-7	MONTREAL
Nov. 2	L	2-4	Philadelphia
Nov. 4	W	6-4	NY RANGERS
Nov. 5	T	1-1	Detroit
Nov. 8	W	5-2	PHILADELPHIA
Nov. 11	L	3-4	VANCOUVER
Nov. 12	L	0-1	Buffalo
Nov. 15	W	7-1	MINNESOTA
Nov. 18	W	6-1	ATLANTA
Nov. 19	W	5-3	NY Rangers
Nov. 22	W	10-4	ST. LOUIS
Nov. 25	T	2-2	NY ISLANDERS
Nov. 26	L	2-6	Atlanta
Nov. 29	W	7-4	TORONTO
Dec. 2	W	3-2	CHICAGO
Dec. 3	L	2-4	Chicago
Dec. 6	T	4-4	California
Dec. 9	L	1-3	Los Angeles
Dec. 13	W	9-1	NY ISLANDERS
Dec. 16	W	5-3	ATLANTA
Dec. 17	L	1-9	NY Rangers
Dec. 19	L	2-3	BOSTON
Dec. 23	L	3-6	Montreal
Dec. 26	T	1-1	Detroit
Dec. 27	T	3-3	Toronto
Dec. 29	L	0-4	TORONTO
Dec. 30	T	2-2	DETROIT
Jan. 2	L	4-5	St. Louis
Jan. 3	W	5-3	Chicago
Jan. 6	W	4-2	VANCOUVER
Jan. 7	L	0-3	NY Rangers
Jan. 10	L	1-2	DETROIT
Jan. 13	W	3-1	LOS ANGELES
Jan. 14	L	2-3	Detroit
Jan. 17	L	4-6	Montreal
Jan. 18	L	2-5	MONTREAL
Jan. 20	W	3-0	BOSTON
Jan. 21	L	3-9	Chicago
Jan. 24	W	5-2	TORONTO
Jan. 25	L	3-6	Philadelphia
Jan. 27	L	3-5	PHILADELPHIA
Jan. 31	W	4-1	LOS ANGELES
Feb. 3	W	2-1	MINNESOTA
Feb. 4	L	3-4	Minnesota
Feb. 7	L	2-5	Montreal
Feb. 10	L	3-6	Boston
Feb. 14	W	6-2	VANCOUVER
Feb. 17	T	3-3	BUFFALO
Feb. 18	L	1-4	Buffalo
Feb. 20	W	4-1	NY Islanders
Feb. 22	W	2-1	NY ISLANDERS
Feb. 24	W	2-0	CHICAGO
Feb. 25	L	1-2	Buffalo
Feb. 28	W	4-2	ST. LOUIS
Mar. 3	L	1-2	CALIFORNIA
Mar. 4	L	2-5	MINNESOTA
Mar. 7	L	4-10	Minnesota
Mar. 10	L	4-5	NY RANGERS
Mar. 11	L	2-3	Philadelphia
Mar. 14	W	3-2	Los Angeles
Mar. 16	T	5-5	California
Mar. 17	L	1-6	Vancouver
Mar. 21	W	5-2	CALIFORNIA
Mar. 24	T	4-4	BUFFALO
Mar. 25	W	4-2	Atlanta
Mar. 28	W	6-3	ATLANTA
Mar. 31	L	2-7	St. Louis
Apr. 1	W	5-4	PHILADELPHIA

26-38-14, 4th, Western Division

32-37-9, 5th, Western Division

1973-74

highlights

Marc Boileau replaces Ken Schinkel as head coach on Feb. 6, and compiles a 14-10-4 record.

The "Century Line" of Syl Apps, Jean Pronovost and Lowell MacDonald combines for 107 goals, the second-highest total in the NHL.

Syl Apps finishes seventh in league scoring with 85 points (24+61), and Lowell Mac Donald finishes ninth overall with 82 points (43+39).

Apps' 61 assists and MacDonald's 43 goals both set new team records.

transactions

Jan. 17, 1974 - Obtained Ron Stackhouse from Detroit for Jim Rutherford and Jack Lynch.

Jan. 17, 1974 - Obtained Bob Kelly, Ab DeMarco and Steve Durban from New York Rangers for Greg Polis, Bryan Watson and a second round choice in the 1974 Entry Draft.

scoring

Players	GP	G	A	PTS	PIM
Syl Apps	75	24	61	85	37
Lowell MacDonald	78	43	39	82	14
Jean Pronovost	77	40	32	72	22
Ron Schock	77	14	29	43	22
Al McDonough	37	14	22	36	12
Ron Stackhouse	69	6	29	35	66
Bob Kelly	67	16	18	34	123
Chuck Arason	74	20	11	31	17
Ab DeMarco	57	10	21	31	15
Greg Polis	41	14	13	27	32
Ron Lalonde	73	10	17	27	14
Steve Durban	69	8	19	27	284
Wayne Bianchin	69	12	13	25	38
Bernie Lukowich	53	9	10	19	32
Bob McManama	47	5	14	19	18
Dave Burrows	71	3	14	17	30
Ted Snell	55	4	12	16	8
Nick Beverley	67	2	14	16	21
Blaine Stoughton	34	5	6	11	8
Bob Paradise	56	2	8	10	52
Bryan Hextall	37	2	7	9	39
Jean Guy Lagace	31	2	6	8	34
Jack Lynch	17	0	7	7	21
Bryan Watson	38	1	4	5	137
Yvon Labre	16	1	2	3	13
Larry Bignell	20	0	3	3	2
Jim Wiley	22	0	3	3	2
Ron Jones	25	0	3	3	15
Jim Rutherford	26	0	1	1	2
Darryl Edestrand	3	0	0	0	0
Hank Nowak	13	0	0	0	11
Denis Herron	5	0	0	0	0
Gary Inness	20	0	0	0	0
Andy Brown	36	0	0	0	60
Bench					10

goaltending

GOALIE	W-L-T	GP	MP	GA	SO	GAA
Gary Inness	7-10-1	20	1032	56	0	3.26
Jim Rutherford	7-12-4	26	1432	82	0	3.44
Andy Brown	13-16-4	36	1956	115	1	3.53
Denis Herron	1-3-0	5	260	18	0	4.15
TOTALS	28-41-9	78	4680	273	1	3.50

games

DATE	RESULT	SCORE	OPPONENT
Oct. 12	W	4-3	Atlanta
Oct. 13	L	2-8	NY RANGERS
Oct. 17	W	4-2	Minnesota
Oct. 20	W	5-3	CALIFORNIA
Oct. 21	L	2-8	Boston
Oct. 24	L	2-3	MONTREAL
Oct. 27	L	0-6	PHILADELPHIA
Oct. 28	W	7-2	NY Rangers
Oct. 31	T	1-1	Montreal
Nov. 3	L	0-6	Toronto
Nov. 4	L	0-7	Philadelphia
Nov. 7	T	1-1	NY ISLANDERS
Nov. 10	T	4-4	ATLANTA
Nov. 13	W	5-2	MINNESOTA
Nov. 15	L	3-5	St. Louis
Nov. 17	L	1-4	CHICAGO
Nov. 18	L	0-7	NY Rangers
Nov. 21	W	5-4	VANCOUVER
Nov. 22	W	4-2	Toronto
Nov. 24	L	2-5	MONTREAL
Nov. 28	L	3-4	TORONTO
Dec. 1	T	2-2	ATLANTA
Dec. 2	L	1-2	Chicago
Dec. 5	L	1-4	Los Angeles
Dec. 7	L	3-4	California
Dec. 8	L	2-3	Vancouver
Dec. 12	W	9-1	CALIFORNIA
Dec. 15	L	0-2	DETROIT
Dec. 16	W	2-1	Atlanta
Dec. 20	L	5-6	Boston
Dec. 22	L	1-4	NY RANGERS
Dec. 23	L	2-3	Buffalo
Dec. 26	T	2-2	Detroit
Dec. 28	L	1-3	ST. LOUIS
Dec. 29	L	2-4	CHICAGO
Jan. 2	L	4-8	Minnesota
Jan. 3	L	1-6	Buffalo
Jan. 5	W	5-2	BUFFALO
Jan. 9	L	4-6	TORONTO
Jan. 12	W	5-2	BUFFALO
Jan. 13	L	3-5	BOSTON
Jan. 16	L	0-2	LOS ANGELES
Jan. 18	W	6-2	Vancouver
Jan. 20	W	5-3	Philadelphia
Jan. 23	W	4-1	ST. LOUIS
Jan. 26	L	0-2	LOS ANGELES
Jan. 27	L	5-6	Detroit
Jan. 30	L	2-4	NY RANGERS
Feb. 2	L	1-3	CHICAGO
Feb. 3	L	4-5	Boston
Feb. 7	L	4-5	Philadelphia
Feb. 9	W	3-2	NY Islanders
Feb. 10	L	3-5	Chicago
Feb. 13	W	5-3	DETROIT
Feb. 16	W	7-3	CALIFORNIA
Feb. 20	T	1-1	ST. LOUIS
Feb. 23	L	2-6	BOSTON
Feb. 24	W	4-2	Chicago
Feb. 27	W	4-1	LOS ANGELES
Feb. 28	L	1-7	Montreal
Mar. 2	W	6-1	VANCOUVER
Mar. 5	W	2-1	NY Islanders
Mar. 7	T	2-2	Toronto
Mar. 9	W	7-5	St. Louis
Mar. 10	L	4-5	MONTREAL
Mar. 13	L	1-5	Los Angeles
Mar. 15	W	6-1	California
Mar. 16	W	8-6	Vancouver
Mar. 20	T	1-1	NY ISLANDERS
Mar. 23	L	1-5	Minnesota
Mar. 24	W	8-0	DETROIT
Mar. 27	T	3-3	MINNESOTA
Mar. 30	L	3-4	St. Louis
Mar. 31	W	4-2	ATLANTA
Apr. 2	L	2-3	NY Islanders
Apr. 4	W	4-2	BUFFALO
Apr. 6	W	6-1	PHILADELPHIA
Apr. 7	L	3-6	Atlanta

1974-75

highlights

Syl Apps is named MVP of the All-Star Game at Montreal after recording two goals for the Wales Conference.

The Penguins record their 200th franchise victory with a 6-1 win over Chicago on Jan. 29.

Ron Stackhouse records six assists on Mar. 8 vs. Philadelphia.

Pierre Larouche records 68 points (31+37) to lead all NHL rookies.

transactions

Sept. 13, 1974 - Obtained Rick Kehoe from Toronto for Blaine Stoughton and a first round choice in the 1977 Entry Draft.

Nov. 4, 1974 - Obtained Barry Wilkins from Vancouver for Ab DeMarco.

Dec. 14, 1974 - Obtained Lew Morrison from Washington for Ron Lalonde.

Jan. 10, 1975 - Obtained Michel Plasse from Kansas City for Jean Guy Lagace and Denis Herron.

scoring

PLAYERS	GP	G	A	PTS	PIM
Ron Schock	80	23	63	86	36
Syl Apps	79	24	55	79	43
Jean Pronovost	78	43	32	75	37
Vic Hadfield	78	31	42	73	72
Pierre Larouche	79	31	37	68	52
Rick Kehoe	76	32	31	63	22
Lowell MacDonald	71	27	33	60	24
Ron Stackhouse	72	15	45	60	52
Chuck Arason	78	26	32	58	32
Bob Kelly	69	27	24	51	120
Barry Wilkins	58	5	29	34	97
Pete Laframboise	80	10	23	33	30
Colin Campbell	59	4	15	19	172
Bob Paradise	78	3	15	18	109
Dennis Owchar	46	6	11	17	67
Dave Burrows	78	2	15	17	49
Lew Morrison	70	7	9	16	10
Bob McManama	40	5	9	14	6
Nelson DeBenedet	31	6	3	9	11
Jean Guy Lagace	27	1	8	9	39
Kelly Pratt	22	0	6	6	15
Ab DeMarco	8	2	1	3	4
Ron Lalonde	24	0	3	3	0
Michel Plasse	44	0	2	2	24
Gary Inness	57	0	2	2	2
Mario Faubert	10	1	0	1	6
Steve Durban	1	0	1	1	0
Yves Bergeron	2	0	0	0	0
Denis Herron	3	0	0	0	0
Bob Stumpf	3	0	0	0	4
Harvey Bennett	7	0	0	0	0
Bob Johnson	12	0	0	0	6
Bench					14

goaltending

GOALIE	W-L-T	GP	MP	GA	SO	GAA
Gary Inness	24-18-10	57	3122	161	2	3.09
Michel Plasse	9-5-4	20	1094	73	0	4.00
Bob Johnson	3-4-1	12	476	40	0	5.04
Denis Herron	1-1-0	3	108	11	0	6.11
TOTALS	37-28-15	80	48--	285	2	3.61

games

DATE	RESULT	SCORE	OPPONENT
Oct. 9	W	4-2	Minnesota
Oct. 12	W	7-2	DETROIT
Oct. 19	L	3-6	PHILADELPHIA
Oct. 20	L	1-5	Atlanta
Oct. 23	T	5-5	BOSTON
Oct. 26	L	4-5	NY RANGERS
Oct. 29	L	0-2	Los Angeles
Nov. 1	L	4-7	Vancouver
Nov. 3	T	3-3	Chicago
Nov. 5	W	5-3	Kansas City
Nov. 7	L	3-5	LOS ANGELES
Nov. 9	W	5-2	CALIFORNIA
Nov. 10	L	3-8	Buffalo
Nov. 13	W	8-2	NY ISLANDERS
Nov. 16	W	8-1	WASHINGTON
Nov. 17	W	6-0	Washington
Nov. 19	L	3-4	NY Islanders
Nov. 20	W	8-5	Toronto
Nov. 23	T	0-0	LOS ANGELES
Nov. 24	L	5-7	NY Rangers
Nov. 27	L	2-3	MONTREAL
Nov. 30	T	5-5	BUFFALO
Dec. 1	L	3-6	Buffalo
Dec. 4	W	4-2	TORONTO
Dec. 7	L	2-5	Montreal
Dec. 8	L	2-3	Boston
Dec. 12	T	3-3	MONTREAL
Dec. 14	W	6-3	CHICAGO
Dec. 15	W	3-2	Detroit
Dec. 18	L	4-6	Toronto
Dec. 19	T	4-4	KANSAS CITY
Dec. 21	L	7-8	Minnesota
Dec. 22	L	0-4	Philadelphia
Dec. 26	T	2-2	ST. LOUIS
Dec. 28	T	3-3	ATLANTA
Dec. 30	W	7-5	TORONTO
Jan. 2	W	6-3	MINNESOTA
Jan. 4	W	4-3	VANCOUVER
Jan. 8	L	5-7	Chicago
Jan. 10	T	3-3	Atlanta
Jan. 11	W	6-3	CALIFORNIA
Jan. 15	W	5-3	ATLANTA
Jan. 18	T	4-4	BOSTON
Jan. 19	W	3-2	Washington
Jan. 22	W	7-5	CALIFORNIA
Jan. 25	W	5-2	NY RANGERS
Jan. 26	L	2-7	Montreal
Jan. 29	W	6-1	CHICAGO
Jan. 30	L	2-5	Detroit
Feb. 1	T	4-4	St. Louis
Feb. 4	W	3-2	Vancouver
Feb. 5	W	3-2	Los Angeles
Feb. 7	W	4-1	California
Feb. 11	L	1-2	NY Islanders
Feb. 12	T	3-3	BUFFALO
Feb. 15	W	8-3	Toronto
Feb. 16	W	3-2	NY ISLANDERS
Feb. 19	T	2-2	LOS ANGELES
Feb. 22	W	3-2	ST. LOUIS
Feb. 23	L	1-3	DETROIT
Feb. 25	L	4-6	Boston
Feb. 26	W	3-1	WASHINGTON
Mar. 1	W	7-3	VANCOUVER
Mar. 2	W	8-6	NY Rangers
Mar. 5	T	4-4	Kansas City
Mar. 8	W	8-2	PHILADELPHIA
Mar. 9	L	4-8	Buffalo
Mar. 12	W	5-3	BOSTON
Mar. 13	L	0-6	Philadelphia
Mar. 15	W	12-1	WASHINGTON
Mar. 16	W	6-3	KANSAS CITY
Mar. 18	L	2-5	St. Louis
Mar. 19	T	3-3	California
Mar. 22	L	0-4	Los Angeles
Mar. 26	W	6-4	MONTREAL
Mar. 29	W	4-2	Detroit
Mar. 30	W	4-1	MINNESOTA
Apr. 2	L	0-6	Montreal
Apr. 5	W	7-1	DETROIT
Apr. 6	L	4-8	Washington

28-41-9, 5th, Western Division

37-28-15, 3rd, Norris Division

1975-76

highlights

Jean Pronovost records a 16-game point streak from Nov. 1 through Dec. 3.

The Penguins post an 11-game unbeaten streak (7-0-4) from Feb. 7 through Feb. 28.

Pierre Larouche finished fifth overall in league scoring with 111 points (53+58), and is joined in the top 10 by Jean Pronovost (54+52=104, eighth) and Syl Apps (32+67=99, tenth).

Larouche's 53 goals and Apps' 67 assists establish new team records.

transactions

Dec. 16, 1975 - Obtained Stan Gilbertson from Washington for Harvey Bennett.

Jan. 9, 1976 - Obtained Ed Gilbertson, Simon Nolet and a first round choice in the 1976 Entry Draft from Kansas City for Steve Durbano, Chuck Arnason and a first round choice in the 1976 Entry Draft.

Mar. 8, 1976 - Obtained Ed Van Impe and Bob Taylor from Philadelphia for Gary Inness and future considerations.

scoring

PLAYERS	GP	G	A	PTS	PIM
Pierre Larouche	76	53	58	111	33
Jean Pronovost	80	52	52	104	24
Syl Apps	80	32	67	99	24
Rick Kehoe	71	29	47	76	6
Lowell MacDonald	69	30	43	73	12
Ron Stackhouse	80	11	60	71	76
Vic Hadfield	76	30	35	65	46
Ron Schock	80	18	44	62	28
Bob Kelly	77	25	30	55	149
Dave Burrows	80	7	22	29	51
Barry Wilkins	75	0	27	27	106
Stan Gilbertson	48	13	8	21	6
Simon Nolet	39	9	8	17	2
Colin Campbell	64	7	10	17	105
Dennis Owchar	54	5	12	17	19
Chuck Arnason	30	7	3	10	14
Lew Morrison	78	4	5	9	8
Mario Faubert	21	1	8	9	10
Steve Durbano	32	0	8	8	161
Harvey Bennett	25	3	3	6	53
Wayne Bianchin	14	1	5	6	4
Ed Van Impe	12	0	5	5	16
Bob McManama	12	1	2	3	4
Ed Gilbert	38	1	1	2	0
Jacques Cossette	7	0	2	2	9
Michel Plasse	56	0	2	2	18
Bob Taylor	2	0	0	0	0
Gordie Laxton	8	0	0	0	0
Bob Paradise	9	0	0	0	4
Gary Inness	23	0	0	0	2
Bench					14

goaltending

GOALIE	W-L-T	GP	MP	GA	SO	GAA
Michel Plasse	24-19-10	55	3096	178	2	3.45
Gary Inness	8-9-2	23	1212	82	0	4.06
Gordie Laxton	3-4-0	8	414	31	0	4.49
Bob Taylor	0-1-0	2	78	7	0	5.38
TOTALS	35-33-12	80	4800	303	2	3.79

games

DATE	RESULT	SCORE	OPPONENT
Oct. 7	W	4-2	Washington
Oct. 11	W	7-5	WASHINGTON
Oct. 15	W	8-4	Toronto
Oct. 18	W	6-1	DETROIT
Oct. 21	L	1-7	MONTREAL
Oct. 25	T	4-4	PHILADELPHIA
Oct. 30	L	0-4	Los Angeles
Nov. 1	L	1-7	Minnesota
Nov. 2	L	2-7	Buffalo
Nov. 5	W	7-6	NY ISLANDERS
Nov. 6	W	5-3	St. Louis
Nov. 8	L	5-7	CHICAGO
Nov. 9	L	4-6	Philadelphia
Nov. 12	T	6-6	Washington
Nov. 13	L	4-5	MONTREAL
Nov. 15	L	2-5	BUFFALO
Nov. 18	L	3-5	CALIFORNIA
Nov. 21	W	4-1	Atlanta
Nov. 22	W	6-3	LOS ANGELES
Nov. 26	W	5-2	DETROIT
Nov. 29	W	8-3	NY RANGERS
Nov. 30	L	2-4	Boston
Dec. 3	T	3-3	Chicago
Dec. 4	L	1-6	NY Islanders
Dec. 7	W	6-3	TORONTO
Dec. 9	L	2-3	Kansas City
Dec. 10	L	2-3	Detroit
Dec. 13	T	4-4	BOSTON
Dec. 14	L	4-7	Montreal
Dec. 17	W	9-2	California
Dec. 19	L	1-5	Vancouver
Dec. 20	W	5-1	Los Angeles
Dec. 23	L	3-4	NY Rangers
Dec. 26	L	3-4	Atlanta
Dec. 27	W	3-2	ATLANTA
Dec. 31	W	5-1	LOS ANGELES
Jan. 3	L	4-8	PHILADELPHIA
Jan. 4	L	3-5	Chicago
Jan. 7	L	1-4	California
Jan. 10	T	3-3	VANCOUVER
Jan. 11	L	0-6	Buffalo
Jan. 13	L	2-6	Boston
Jan. 15	L	1-4	Philadelphia
Jan. 17	W	3-2	BUFFALO
Jan. 18	W	8-3	NY RANGERS
Jan. 22	L	3-4	MONTREAL
Jan. 24	W	8-2	WASHINGTON
Jan. 25	T	1-1	MINNESOTA
Jan. 29	W	6-2	KANSAS CITY
Jan. 31	T	4-4	KANSAS CITY
Feb. 1	W	7-1	TORONTO
Feb. 5	L	1-5	Boston
Feb. 7	W	7-3	Los Angeles
Feb. 8	W	7-3	Vancouver
Feb. 11	T	4-4	California
Feb. 14	T	4-4	NY Islanders
Feb. 15	W	6-4	LOS ANGELES
Feb. 17	W	6-1	KANSAS CITY
Feb. 19	W	7-5	TORONTO
Feb. 21	W	10-1	CHICAGO
Feb. 22	T	2-2	Detroit
Feb. 25	T	3-3	ATLANTA
Feb. 28	W	5-4	VANCOUVER
Feb. 29	L	3-5	ST. LOUIS
Mar. 2	W	6-2	Minnesota
Mar. 6	W	5-0	MINNESOTA
Mar. 7	L	3-5	NY ISLANDERS
Mar. 10	L	6-7	BUFFALO
Mar. 13	W	4-2	CALIFORNIA
Mar. 14	W	7-1	ST. LOUIS
Mar. 16	L	4-5	Montreal
Mar. 19	W	7-3	Washington
Mar. 21	W	4-2	NY Rangers
Mar. 24	T	5-5	BOSTON
Mar. 25	L	2-5	St. Louis
Mar. 28	W	3-0	DETROIT
Mar. 29	L	4-5	Toronto
Mar. 31	L	3-7	Montreal
Apr. 3	L	4-5	WASHINGTON
Apr. 4	W	6-5	Detroit

1976-77

highlights

Pierre Larouche records his fourth career hat trick in a 6-6 tie at Toronto on Feb. 19.

Dunc Wilson and Denis Herron combine for 52 saves in a 7-3 loss to Atlanta on Mar. 15.

Wayne Bianchin and Atlanta's Guy Chouinard record goals just four seconds apart on Mar. 15 to set the NHL record for two fastest goals.

transactions

Aug. 11, 1976 - Obtained Don Awrey from Montreal for a third round choice in the 1978 Entry Draft.

Oct. 8, 1976 - Obtained Dunc Wilson from the New York Rangers for cash and other considerations.

Oct. 18, 1976 - Obtained Mike Corrigan from Los Angeles for a fifth round choice in the 1977 Entry Draft.

scoring

PLAYERS	GP	G	A	PTS	PIM
Jean Pronovost	79	33	31	64	24
Pierre Larouche	65	29	34	63	14
Syl Apps	72	18	43	61	20
Rick Kehoe	80	30	27	57	10
Ron Schock	80	17	32	49	10
Mike Corrigan	73	14	27	41	36
Ron Stackhouse	80	7	34	41	72
Greg Malone	66	18	19	37	43
Blair Chapman	80	14	23	37	16
Wayne Bianchin	79	28	6	34	28
Bob Kelly	74	10	21	31	115
Dennis Owchar	46	5	18	23	37
Stan Gilbertson	67	6	9	15	13
Mario Faubert	47	2	11	13	32
Russ Anderson	66	2	11	13	81
Don Awrey	79	1	12	13	40
Dave Burrows	69	3	6	9	29
Lew Morrison	76	2	1	3	0
Ed Van Impe	10	0	3	3	6
Lowell MacDonald	3	1	1	2	0
Vic Hadfield	9	0	2	2	0
Tom Price	7	0	2	2	4
Denis Herron	34	0	1	1	4
Dunc Wilson	45	0	1	1	21
Yves Bergeron	1	0	0	0	0
Steve Lyon	3	0	0	0	2
Gordie Laxton	6	0	0	0	0
Ed Gilbert	7	0	0	0	0
Bench					12

goaltending

GOALIE	W-L-T	GP	MP	GA	SO	GAA
Denis Herron	15-11-5	34	1920	94	1	2.94
Dunc Wilson	18-19-8	45	2627	129	5	2.95
Gordie Laxton	1-3-0	6	253	26	0	6.17
TOTALS	34-33-13	80	4800	252	6	3.15

games

DATE	RESULT	SCORE	OPPONENT
Oct. 6	W	3-5	VANCOUVER
Oct. 7	L	1-10	Montreal
Oct. 9	L	4-7	LOS ANGELES
Oct. 13	L	1-4	Chicago
Oct. 15	L	1-2	Atlanta
Oct. 16	W	4-3	DETROIT
Oct. 20	T	4-4	Toronto
Oct. 23	L	1-9	MONTREAL
Oct. 24	T	3-3	ATLANTA
Oct. 27	T	4-4	Buffalo
Oct. 28	L	0-3	Philadelphia
Oct. 30	T	2-2	NY RANGERS
Nov. 2	W	7-1	LOS ANGELES
Nov. 5	W	4-1	Colorado
Nov. 7	T	2-2	Cleveland
Nov. 10	L	2-3	Minnesota
Nov. 13	W	1-0	PHILADELPHIA
Nov. 14	W	5-1	NY Rangers
Nov. 20	L	2-5	COLORADO
Nov. 21	W	5-0	CHICAGO
Nov. 24	L	0-4	BOSTON
Nov. 26	W	3-1	Cleveland
Nov. 27	L	1-3	NY ISLANDERS
Nov. 30	L	4-6	Washington
Dec. 2	W	4-2	NY Islanders
Dec. 4	L	1-3	Montreal
Dec. 7	W	6-2	MINNESOTA
Dec. 9	W	2-1	Buffalo
Dec. 11	L	3-6	NY Islanders
Dec. 12	W	5-3	ST. LOUIS
Dec. 16	W	5-4	CLEVELAND
Dec. 18	L	3-5	WASHINGTON
Dec. 19	L	3-6	Boston
Dec. 22	W	5-2	Toronto
Dec. 23	L	2-5	Detroit
Dec. 26	W	4-2	TORONTO
Dec. 29	T	3-3	MONTREAL
Jan. 1	W	6-3	BUFFALO
Jan. 4	T	2-2	VANCOUVER
Jan. 6	T	3-3	Washington
Jan. 8	W	4-2	CHICAGO
Jan. 11	L	0-2	TORONTO
Jan. 15	W	5-2	BUFFALO
Jan. 16	L	5-6	ATLANTA
Jan. 19	W	3-0	Vancouver
Jan. 20	L	3-5	Los Angeles
Jan. 22	W	3-2	NY ISLANDERS
Jan. 27	W	3-0	NY Rangers
Jan. 29	L	2-5	PHILADELPHIA
Jan. 30	W	5-2	BOSTON
Feb. 2	W	5-2	MINNESOTA
Feb. 3	T	0-0	Cleveland
Feb. 5	W	3-1	DETROIT
Feb. 6	L	2-5	Colorado
Feb. 8	L	3-6	St. Louis
Feb. 11	L	2-3	Vancouver
Feb. 12	W	3-2	Los Angeles
Feb. 16	T	4-4	MONTREAL
Feb. 19	T	6-6	Toronto
Feb. 20	W	4-1	CLEVELAND
Feb. 22	L	1-3	Washington
Feb. 24	L	2-3	Detroit
Feb. 26	W	2-1	WASHINGTON
Feb. 27	T	2-2	BOSTON
Mar. 2	L	0-5	LOS ANGELES
Mar. 3	L	1-5	Montreal
Mar. 5	T	3-3	Los Angeles
Mar. 6	W	2-1	St. Louis
Mar. 9	W	3-0	COLORADO
Mar. 12	W	3-2	BUFFALO
Mar. 13	L	0-4	Philadelphia
Mar. 15	L	3-7	Atlanta
Mar. 16	W	7-3	ST. LOUIS
Mar. 19	L	2-5	NY RANGERS
Mar. 20	L	2-3	Chicago
Mar. 22	W	4-2	Minnesota
Mar. 27	L	0-3	Boston
Mar. 30	L	3-4	WASHINGTON
Apr. 2	W	4-3	Detroit
Apr. 3	W	4-2	DETROIT

35-33-12, 3rd, Norris Division

34-33-13, 3rd, Norris Division

1977-78

highlights

Johnny Wilson is named head coach on June 13.

Pete Mahovich records a hat trick in his first game with the Penguins, a 6-4 win over Detroit on Nov. 30.

Jean Pronovost posts a seven-game goal streak from Jan. 2 through Jan. 14.

Edward J. DeBartolo takes control of the Penguins on Apr. 5.

transactions

Sept. 20, 1977 - Obtained Brian Spencer from Buffalo for Ron Schock.

Oct. 1, 1977 - Obtained Bob Paradise from Washington for the rights to Don Awrey.

Nov. 2, 1977 - Obtained Gene Carr, Dave Schultz and a fourth round choice in the 1978 Entry Draft from Los Angeles for Syl Apps and Hartland Monahan.

Nov. 29, 1977 - Obtained Peter Lee and Pete Mahovich from Montreal for Pierre Larouche and the rights to Peter Marsh.

scoring

PLAYERS	GP	G	A	PTS	PIM
Jean Pronovost	79	40	25	65	50
Pete Mahovich	57	25	36	61	37
Greg Malone	78	18	43	61	80
Gene Carr	70	17	37	54	76
Rick Kehoe	70	29	21	50	10
Blair Chapman	75	24	20	44	37
Tom Edur	58	5	38	43	18
Dave Schultz	66	9	25	34	378
Wayne Bianchin	61	20	13	33	40
Brian Spencer	79	9	11	20	81
Mike Corrigan	25	8	12	20	10
Ron Stackhouse	50	5	15	20	36
Dave Burrows	67	4	15	19	24
Peter Lee	60	5	13	18	19
Russ Anderson	74	2	16	18	150
Lowell MacDonald	19	5	8	13	2
John Flech	29	7	5	12	19
Bob Paradise	64	2	10	12	53
Pierre Larouche	20	6	5	11	0
Dennis Owchar	22	2	8	10	23
Colin Campbell	55	1	9	10	103
Tom Cassidy	26	3	4	7	15
Syl Apps	9	0	7	7	0
Jim Hamilton	25	2	4	6	2
Mario Faubert	18	0	6	6	11
Derek Sanderson	13	3	1	4	0
Jacques Cossette	19	1	2	3	4
Hartland Monahan	7	2	0	2	2
Lew Morrison	8	0	2	2	0
Dunc Wilson	21	0	1	1	0
Denis Herron	60	0	1	1	6
Greg Redquest	1	0	0	0	0
Kim Davis	1	0	0	0	0
Gordie Laxton	2	0	0	0	0
Tom Price	10	0	0	0	0
Bench					14

goaltending

GOALIE	W-L-T	GP	MP	GA	SO	GAA
Denis Herron	20-25-15	60	3534	210	0	3.57
Dunc Wilson	5-11-3	21	1180	95	0	4.83
Gordie Laxton	0-1-0	2	73	9	0	7.40
Greg Redquest	0-0-0	1	13	3	0	13.85
TOTALS	25-37-18	80	4800	321	0	4.01

games

DATE	RESULT	SCORE	OPPONENT
Oct. 12	W	4-2	ST. LOUIS
Oct. 14	L	1-2	Washington
Oct. 15	L	2-8	PHILADELPHIA
Oct. 19	T	3-3	NY Rangers
Oct. 20	L	0-11	Philadelphia
Oct. 22	W	5-2	ATLANTA
Oct. 23	W	3-2	Cleveland
Oct. 26	L	3-4	DETROIT
Oct. 29	L	3-5	BOSTON
Nov. 2	L	1-3	Detroit
Nov. 4	L	2-5	Atlanta
Nov. 5	L	3-4	NY Islanders
Nov. 9	W	5-3	CLEVELAND
Nov. 12	W	7-4	CHICAGO
Nov. 13	T	3-3	Buffalo
Nov. 16	L	4-7	Minnesota
Nov. 19	T	5-5	NY RANGERS
Nov. 22	T	3-3	Vancouver
Nov. 24	L	3-5	Los Angeles
Nov. 26	W	5-2	NY ISLANDERS
Nov. 29	L	1-9	Montreal
Nov. 30	W	6-4	DETROIT
Dec. 3	T	4-4	BUFFALO
Dec. 4	W	4-2	Washington
Dec. 6	T	3-3	Colorado
Dec. 8	L	3-5	LOS ANGELES
Dec. 10	L	2-6	Boston
Dec. 11	L	1-5	ATLANTA
Dec. 14	L	2-3	St. Louis
Dec. 17	W	5-3	MONTREAL
Dec. 22	T	3-3	Buffalo
Dec. 23	L	2-6	TORONTO
Dec. 26	W	5-4	Toronto
Dec. 28	T	2-2	WASHINGTON
Dec. 29	L	3-4	Montreal
Dec. 31	W	6-3	CLEVELAND
Jan. 2	L	2-3	Washington
Jan. 4	W	8-3	VANCOUVER
Jan. 7	T	3-3	LOS ANGELES
Jan. 9	W	5-3	NY Rangers
Jan. 11	L	6-8	MONTREAL
Jan. 12	T	4-4	Philadelphia
Jan. 14	W	4-2	CLEVELAND
Jan. 18	L	0-1	Atlanta
Jan. 21	L	2-5	WASHINGTON
Jan. 22	W	3-1	NY RANGERS
Jan. 28	T	3-3	BUFFALO
Jan. 29	L	2-8	Boston
Jan. 31	W	5-3	Detroit
Feb. 1	W	6-1	MINNESOTA
Feb. 4	L	1-8	BOSTON
Feb. 7	W	4-5	Colorado
Feb. 11	T	3-3	Los Angeles
Feb. 14	W	2-1	CHICAGO
Feb. 18	T	1-1	LOS ANGELES
Feb. 19	T	2-2	Chicago
Feb. 21	W	5-4	St. Louis
Feb. 22	T	2-2	ST. LOUIS
Feb. 25	L	1-3	PHILADELPHIA
Feb. 26	T	4-4	Buffalo
Mar. 1	L	2-5	MONTREAL
Mar. 4	L	3-6	NY Islanders
Mar. 5	T	3-3	NY ISLANDERS
Mar. 8	W	5-3	COLORADO
Mar. 11	L	1-3	VANCOUVER
Mar. 12	L	1-7	TORONTO
Mar. 14	L	2-4	Los Angeles
Mar. 15	L	4-7	Vancouver
Mar. 18	W	3-2	Toronto
Mar. 19	L	1-9	Chicago
Mar. 21	L	1-7	Minnesota
Mar. 22	L	2-5	COLORADO
Mar. 25	T	2-2	DETROIT
Mar. 29	L	2-6	Montreal
Mar. 30	L	3-6	Boston
Apr. 2	W	6-3	TORONTO
Apr. 5	W	7-2	MINNESOTA
Apr. 6	L	4-6	Detroit
Apr. 8	L	4-6	WASHINGTON
Apr. 9	W	3-2	Cleveland

25-37-18, 4th, Norris Division

1978-79

highlights

Penguins record a 10-game unbeaten streak (6-0-4) from Mar. 13 through Mar. 28.

The Penguins set a single-season record with 34 road points.

George Ferguson scores in overtime to eliminate Buffalo from the preliminary round of the playoffs, 2-1.

transactions

June 13, 1978 - Obtained Randy Carlyle and George Ferguson from Toronto for Dave Burrows.

June 14, 1978 - Obtained Tom Bladon, Orest Kindrachuk and Ross Lonsberry from Philadelphia for a first round choice in the 1978 Entry Draft.

Sept. 6, 1978 - Obtained Gregg Sheppard from Boston in a three-way deal, with Pittsburgh sending Jean Pronovost to Atlantant and Atlanta sending Dick Redmond to Boston.

Oct. 18, 1978 - Obtained Rod Schutt from Montreal for a first round choice in the 1981 Entry Draft.

scoring

PLAYERS	GP	G	A	PTS	PIM
Greg Malone	80	35	30	65	52
Orest Kindrachuk	79	18	42	60	84
Peter Lee	80	32	26	58	24
Peter Mahovich	60	14	39	53	39
George Ferguson	80	21	29	50	37
Randy Carlyle	70	13	34	47	78
Ross Lonsberry	80	24	22	46	38
Rick Kehoe	57	27	18	45	2
Rod Schutt	74	24	21	45	33
Ron Stackhouse	75	10	33	43	54
Gregg Sheppard	60	15	22	37	9
Dale Tallon	63	5	24	29	35
Tom Bladon	78	4	23	27	64
Gary McAdam	68	11	14	25	15
Colin Campbell	65	2	18	20	137
Blair Chapman	71	10	8	18	18
Russ Anderson	72	3	13	16	93
Wayne Bianchin	40	7	4	11	20
Jacques Cossette	38	7	2	9	16
Denis Herron	56	0	2	2	18
Kim Davis	1	1	0	1	0
Bob Paradise	14	0	1	1	4
Gordon Laxton	1	0	0	0	0
Jim Hamilton	2	0	0	0	0
Tom Price	2	0	0	0	4
Lex Hudson	2	0	0	0	0
Mike Meeker	4	0	0	0	5
Brian Spencer	7	0	0	0	0
Greg Millen	28	0	0	0	0
Bench					16

goaltending

GOALIE	W-L-T	GP	MP	GA	SO	GAA
Denis Herron	22-19-12	56	3208	180	0	3.37
Greg Millen	14-11-1	28	1532	86	2	3.37
Gordie Laxton	0-1-0	1	60	8	0	8.00
TOTALS	36-31-13	80	4800	279	2	3.49

36-31-13, 2nd, Norris Division

games

DATE	RESULT	SCORE	OPPONENT
Oct. 11	L	2-3	TORONTO
Oct. 12	L	2-8	Boston
Oct. 14	T	4-4	Boston
Oct. 18	L	3-5	NY ISLANDERS
Oct. 19	L	1-3	Philadelphia
Oct. 21	W	5-1	WASHINGTON
Oct. 25	T	6-6	ST. LOUIS
Oct. 28	L	2-4	ATLANTA
Oct. 29	L	2-3	NY Rangers
Nov. 1	L	4-6	Washington
Nov. 3	L	0-2	Atlanta
Nov. 4	W	7-3	DETROIT
Nov. 8	W	6-3	COLORADO
Nov. 9	T	4-4	Buffalo
Nov. 11	L	1-2	NY RANGERS
Nov. 16	W	6-3	Vancouver
Nov. 18	W	3-1	Los Angeles
Nov. 22	L	2-3	MONTREAL
Nov. 23	L	4-8	Montreal
Nov. 25	L	1-3	PHILADELPHIA
Nov. 26	L	2-8	Toronto
Nov. 29	W	5-3	WASHINGTON
Dec. 1	W	7-4	Washington
Dec. 2	W	5-2	CHICAGO
Dec. 5	T	3-3	NY Islanders
Dec. 6	W	6-4	TORONTO
Dec. 8	T	3-3	Montreal
Dec. 9	T	4-4	BUFFALO
Dec. 12	W	3-0	ST. LOUIS
Dec. 16	W	6-5	Philadelphia
Dec. 16	W	6-5	VANCOUVER
Dec. 17	T	3-3	Chicago
Dec. 21	W	4-1	Los Angeles
Dec. 23	L	3-5	Minnesota
Dec. 27	W	5-2	LOS ANGELES
Dec. 30	W	3-1	DETROIT
Dec. 31	W	5-4	Detroit
Jan. 3	L	3-5	VANCOUVER
Jan. 5	T	3-3	Atlanta
Jan. 6	L	3-4	LOS ANGELES
Jan. 10	W	3-2	MONTREAL
Jan. 13	W	5-3	BOSTON
Jan. 14	W	5-4	Buffalo
Jan. 16	W	5-0	MINNESOTA
Jan. 17	L	1-4	Detroit
Jan. 20	L	2-5	WASHINGTON
Jan. 24	L	1-4	Los Angeles
Jan. 25	L	3-5	Colorado
Jan. 27	W	5-3	LOS ANGELES
Jan. 31	L	1-4	MONTREAL
Feb. 3	W	4-2	DETROIT
Feb. 4	L	3-8	Detroit
Feb. 15	W	6-5	MINNESOTA
Feb. 17	W	5-2	BUFFALO
Feb. 18	L	2-6	Detroit
Feb. 21	W	3-1	MONTREAL
Feb. 22	L	0-12	Montreal
Feb. 24	W	5-1	CHICAGO
Feb. 25	T	2-2	Chicago
Feb. 28	W	5-3	COLORADO
Mar. 3	L	4-8	St. Louis
Mar. 4	W	7-2	Colorado
Mar. 7	L	0-4	LOS ANGELES
Mar. 10	W	3-2	PHILADELPHIA
Mar. 11	L	0-4	Toronto
Mar. 13	T	9-3	Vancouver
Mar. 14	T	3-3	Los Angeles
Mar. 17	W	5-2	Washington
Mar. 18	W	5-1	NY Rangers
Mar. 21	T	2-2	WASHINGTON
Mar. 22	W	3-1	Boston
Mar. 24	T	3-3	NY Islanders
Mar. 25	T	2-2	NY ISLANDERS
Mar. 27	W	5-1	Minnesota
Mar. 28	W	7-1	NY RANGERS
Mar. 31	L	3-5	Montreal
Apr. 1	L	2-7	ATLANTA
Apr. 3	W	3-2	St. Louis
Apr. 7	W	4-3	DETROIT
Apr. 18	L	2-5	Washington

1979-80

highlights

Greg Malone records six assists vs. Quebec on Nov. 28.

The Penguins wear black and gold for the first time vs. St. Louis on Jan. 30.

Olympian Mark Johnson makes his Penguins debut on Mar. 2 vs. the New York Islanders.

transactions

Aug. 3, 1979 - Obtained Nick Libett from Detroit for Pete Mahovlich.

Aug. 30, 1979 - Obtained Rob Holland and Pat Hughes from Montreal for Denis Herron and a second round choice in the 1982 Entry Draft.

Nov. 13, 1979 - Obtained Bob Stewart from St. Louis for Blair Chapman.

scoring

PLAYERS	GP	G	A	PTS	PIM
Rick Kehoe	79	30	30	60	4
Greg Malone	51	19	32	51	46
George Ferguson	73	21	28	49	36
Orest Kindrachuk	52	17	29	46	63
Peter Lee	74	16	29	45	20
Gary McAdam	78	19	22	41	63
Rod Schutt	73	18	21	39	43
Gregg Sheppard	76	13	24	37	20
Randy Carlyle	67	8	28	36	45
Ross Lonsberry	76	15	18	33	36
Ron Stackhouse	78	6	27	33	36
Pat Hughes	76	18	14	32	78
Russ Anderson	76	5	22	27	150
Nick Libett	78	14	12	26	14
Paul Marshall	46	9	12	21	9
Mario Faubert	49	5	13	18	31
Dale Tallon	32	5	9	14	18
Bob Stewart	75	3	8	11	56
Kim Davis	24	3	7	10	43
Mark Johnson	17	3	5	8	4
Tom Bladon	57	2	6	8	35
Greg Millen	44	0	3	3	14
Kim Clackson	46	0	3	3	166
Jim Hamilton	10	2	0	2	0
Nick Ricci	4	0	0	0	0
Rob Holland	34	0	0	0	2
Bench					10

goaltending

GOALIE	W-L-T	GP	MP	GA	SO	GAA
Nick Ricci	2-2-0	4	240	14	0	3.50
Greg Millen	18-18-7	44	2586	157	2	3.64
Rob Holland	10-17-6	34	1974	126	1	3.83
TOTALS	30-37-13	80	4800	303	3	3.79

games

DATE	RESULT	SCORE	OPPONENT
Oct. 10	W	4-2	WINNIPEG
Oct. 13	T	3-3	HARTFORD
Oct. 14	W	4-1	Boston
Oct. 17	L	4-5	LOS ANGELES
Oct. 20	W	5-1	WASHINGTON
Oct. 21	L	3-6	NY Rangers
Oct. 24	L	3-7	Buffalo
Oct. 25	L	5-8	Montreal
Oct. 31	W	4-2	COLORADO
Nov. 3	T	3-3	ATLANTA
Nov. 7	T	3-3	MONTREAL
Nov. 10	L	1-6	BOSTON
Nov. 11	W	4-1	NY Rangers
Nov. 15	T	3-3	Los Angeles
Nov. 16	L	2-5	Vancouver
Nov. 18	W	3-2	Winnipeg
Nov. 21	W	5-2	ST. LOUIS
Nov. 23	L	1-4	Atlanta
Nov. 24	W	5-3	NY RANGERS
Nov. 28	W	7-2	QUEBEC
Nov. 30	L	5-7	Hartford
Dec. 1	W	5-4	COLORADO
Dec. 5	T	3-3	VANCOUVER
Dec. 7	W	5-3	Washington
Dec. 8	T	3-3	CHICAGO
Dec. 11	T	3-3	St. Louis
Dec. 12	T	3-3	NY ISLANDERS
Dec. 15	T	3-3	NY Islanders
Dec. 16	L	1-4	Quebec
Dec. 19	T	0-0	Chicago
Dec. 20	T	1-1	Philadelphia
Dec. 22	L	3-4	NY RANGERS
Dec. 26	W	6-4	DETROIT
Dec. 28	W	4-2	Atlanta
Dec. 29	W	3-2	ATLANTA
Dec. 31	L	2-4	Minnesota
Jan. 2	W	5-3	MONTREAL
Jan. 3	W	4-3	NY Islanders
Jan. 5	L	4-5	BUFFALO
Jan. 7	L	5-9	Toronto
Jan. 9	W	4-2	VANCOUVER
Jan. 12	L	2-3	CHICAGO
Jan. 16	W	6-4	TORONTO
Jan. 18	L	1-7	Hartford
Jan. 19	L	2-5	EDMONTON
Jan. 23	L	3-4	Edmonton
Jan. 24	L	1-4	Colorado
Jan. 26	L	4-6	BOSTON
Jan. 27	W	5-3	Boston
Jan. 30	L	3-4	ST. LOUIS
Jan. 31	L	3-4	Detroit
Feb. 2	L	0-4	PHILADELPHIA
Feb. 7	L	0-9	Buffalo
Feb. 9	L	2-5	MINNESOTA
Feb. 10	L	2-3	Chicago
Feb. 14	W	4-2	Toronto
Feb. 16	L	1-8	Montreal
Feb. 17	L	5-6	Philadelphia
Feb. 20	W	7-5	DETROIT
Feb. 23	W	2-1	QUEBEC
Feb. 24	L	0-2	Quebec
Feb. 27	W	3-2	WINNIPEG
Mar. 2	T	0-0	NY ISLANDERS
Mar. 3	L	1-5	St. Louis
Mar. 5	L	3-5	TORONTO
Mar. 8	W	5-4	EDMONTON
Mar. 9	L	2-6	Detroit
Mar. 11	L	3-4	PHILADELPHIA
Mar. 12	W	4-2	LOS ANGELES
Mar. 15	W	5-2	MINNESOTA
Mar. 18	L	3-4	Minnesota
Mar. 21	L	2-9	Edmonton
Mar. 23	W	4-2	Winnipeg
Mar. 25	W	4-2	Vancouver
Mar. 27	T	2-2	Los Angeles
Mar. 28	L	0-5	Colorado
Mar. 30	W	4-0	WASHINGTON
Apr. 1	L	2-6	Washington
Apr. 2	W	6-4	HARTFORD
Apr. 5	L	1-9	BUFFALO

1980-81

highlights

Ed Johnston is named head coach on July 15.

Paul Gardner scores four goals vs. Philadelphia on Dec. 13, becoming the first Penguin to accomplish the feat.

Rick Kehoe sets a new team record with 55 goals.

Randy Carlyle is named a First Team All-Star.

Rick Kehoe wins the Lady Byng Trophy and Randy Carlyle wins the James Norris Trophy.

transactions

Nov. 18, 1980 - Obtained Paul Gardner and Dave Burrows from Toronto for Paul Marshall and Kim Davis.

Jan. 2, 1981 - Obtained Gary Rissling from Washington for a fifth round choice in the 1981 Entry Draft.

Mar. 10, 1981 - Obtained Pat Price from Edmonton for Pat Hughes.

scoring

PLAYERS	GP	G	A	PTS	PIM
Rick Kehoe	80	55	33	88	6
Randy Carlyle	76	16	67	83	136
Paul Gardner	62	34	40	74	59
Peter Lee	80	30	34	64	86
Rod Schutt	80	25	35	60	55
Mario Faubert	72	8	44	52	118
Greg Malone	62	21	29	50	68
Ross Lonsberry	80	17	33	50	76
George Ferguson	79	25	18	43	42
Pat Price	72	8	34	42	226
Errol Thompson	73	20	20	40	64
Ron Stackhouse	74	6	29	35	86
Mark Johnson	73	10	23	33	50
Gregg Sheppard	47	11	17	28	49
Pat Hughes	58	10	9	19	161
Paul Baxter	51	5	14	19	204
Russ Anderson	34	3	14	17	112
Nick Libett	44	6	6	12	4
Orest Kindrachuk	13	3	9	12	34
Gary McAdam	34	3	9	12	30
Marc Chorney	8	1	6	7	14
Jim Hamilton	20	1	6	7	18
Paul Marshall	13	3	0	3	4
Mike Bullard	15	1	2	3	19
Dave Burrows	59	0	2	2	30
Greg Millen	63	0	2	2	6
Kim Davis	8	1	0	1	4
Gary Rissling	26	1	0	1	143
Bennett Wolf	24	0	1	1	94
Gilles Lupien	31	0	1	1	34
Tony Feltrin	2	0	0	0	0
Nick Ricci	9	0	0	0	2
Rob Holland	10	0	0	0	0

goaltending

GOALIE	W-L-T	GP	MP	GA	SO	GAA
Nick Ricci	4-5-0	9	540	35	0	3.89
Greg Millen	25-27-10	63	3721	258	0	4.16
Rob Holland	1-5-3	10	539	45	0	5.01
TOTALS	30-37-13	80	4800	345	0	4.31

games

DATE	RESULT	SCORE	OPPONENT
Oct. 9	L	4-7	Philadelphia
Oct. 11	W	5-4	WINNIPEG
Oct. 12	W	6-3	NY Rangers
Oct. 15	L	2-5	HARTFORD
Oct. 18	L	2-4	BUFFALO
Oct. 21	L	5-8	Toronto
Oct. 22	W	9-3	ST. LOUIS
Oct. 25	L	2-8	CALGARY
Oct. 29	T	1-1	Buffalo
Oct. 31	W	6-5	Winnipeg
Nov. 1	L	3-6	Minnesota
Nov. 3	T	4-4	Edmonton
Nov. 5	L	1-2	TORONTO
Nov. 8	W	5-3	DETROIT
Nov. 9	L	4-7	Boston
Nov. 12	L	1-3	WASHINGTON
Nov. 14	T	3-3	NY Rangers
Nov. 15	L	4-7	BOSTON
Nov. 19	L	2-3	MINNESOTA
Nov. 22	W	4-2	COLORADO
Nov. 26	L	4-7	VANCOUVER
Nov. 27	T	3-3	Boston
Nov. 29	L	2-4	NY RANGERS
Dec. 3	T	4-4	Toronto
Dec. 4	W	3-2	Montreal
Dec. 6	W	6-4	CHICAGO
Dec. 7	L	1-10	Buffalo
Dec. 10	W	4-3	MONTREAL
Dec. 12	W	6-2	Washington
Dec. 13	L	5-6	PHILADELPHIA
Dec. 17	T	3-3	Los Angeles
Dec. 19	L	4-10	Vancouver
Dec. 20	T	3-3	Calgary
Dec. 23	L	3-6	St. Louis
Dec. 26	L	7-9	Hartford
Dec. 27	W	6-4	QUEBEC
Dec. 31	L	1-3	Detroit
Jan. 3	W	6-4	DETROIT
Jan. 4	L	2-3	Chicago
Jan. 7	W	7-3	NY ISLANDERS
Jan. 8	L	2-4	Montreal
Jan. 10	L	3-5	CHICAGO
Jan. 13	L	3-6	NY Islanders
Jan. 14	W	6-3	ST. LOUIS
Jan. 17	W	5-4	LOS ANGELES
Jan. 21	L	0-5	PHILADELPHIA
Jan. 24	W	4-3	CALGARY
Jan. 27	L	1-7	St. Louis
Jan. 28	W	3-1	MINNESOTA
Jan. 31	T	4-4	WASHINGTON
Feb. 2	L	4-8	Chicago
Feb. 4	W	3-2	Winnipeg
Feb. 6	L	4-6	Colorado
Feb. 7	L	4-5	Calgary
Feb. 12	W	5-3	NY ISLANDERS
Feb. 14	T	2-2	VANCOUVER
Feb. 17	L	1-4	Philadelphia
Feb. 19	W	6-2	HARTFORD
Feb. 21	L	1-6	BUFFALO
Feb. 22	W	9-4	COLORADO
Feb. 25	W	4-3	WINNIPEG
Feb. 26	W	7-5	Washington
Feb. 28	W	6-4	NY RANGERS
Mar. 2	W	5-4	Quebec
Mar. 4	W	6-5	LOS ANGELES
Mar. 7	L	5-8	Minnesota
Mar. 8	W	6-4	EDMONTON
Mar. 11	L	1-2	MONTREAL
Mar. 14	T	3-3	QUEBEC
Mar. 16	L	6-7	Edmonton
Mar. 17	L	3-4	Vancouver
Mar. 19	T	4-4	Los Angeles
Mar. 21	W	3-1	Colorado
Mar. 25	W	5-2	TORONTO
Mar. 28	T	4-4	NY Islanders
Mar. 29	L	2-5	EDMONTON
Mar. 31	L	1-5	Quebec
Apr. 2	T	1-1	Detroit
Apr. 4	L	2-5	BOSTON
Apr. 5	W	5-4	Hartford

30-37-13, 3rd, Norris Division

30-37-13, 3rd, Norris Division

1981-82

highlights

Michel Dion is named the starting goaltender in the NHL All-Star Game.

Pittsburgh breaks the New York Islanders' 15-game winning streak with a 4-3 victory on Feb. 21.

Mike Bullard's 37 goals are the most by a Penguins rookie.

Paul Baxter sets a team record with 409 penalty minutes.

transactions

June 29, 1981 - Obtained Pat Boutette and Kevin McClelland from Hartford as compensation for Hartford signing free agent Greg Malone.

Dec. 29, 1981 - Obtained Rick MacLeish from Hartford for Russ Anderson.

Feb. 14, 1982 - Obtained Gary Edwards from St. Louis for an eighth round choice in the 1984 Entry Draft.

scoring

PLAYERS	GP	G	A	PTS	PIM
Rick Kehoe	71	33	52	85	8
Randy Carlyle	73	11	64	75	131
Pat Boutette	80	23	51	74	230
Paul Gardner	59	36	33	69	28
Mike Bullard	75	37	27	64	91
George Ferguson	71	22	31	53	45
Rick MacLeish	74	19	28	47	44
Paul Baxter	76	9	34	43	409
Greg Malone	78	15	24	39	125
Pat Price	77	7	31	38	322
Peter Lee	74	18	16	34	98
Doug Shedden	38	10	15	25	12
Gregg Sheppard	58	11	10	21	35
Mark Johnson	46	10	11	21	30
Ron Stackhouse	76	2	19	21	102
Rod Schutt	35	9	12	21	42
Andre St. Laurent	34	10	9	19	32
Bob Simpson	26	9	9	18	4
Steve Gatzos	16	6	8	14	14
Pat Graham	42	6	8	14	55
Mario Faubert	14	4	8	12	14
Greg Hotham	28	4	6	10	16
Jim Hamilton	11	5	3	8	2
Paul Mulvey	27	1	7	8	76
Marc Chorney	60	1	6	7	63
Kevin McClelland	10	1	4	5	4
Randy Boyd	23	0	2	2	49
Russ Anderson	31	0	1	1	98
Michel Dion	62	0	1	1	4
Dave Hannan	1	0	0	0	0
Bennett Wolf	1	0	0	0	2
Nick Ricci	3	0	0	0	0
Tony Feltrin	5	0	0	0	4
Gary Edwards	6	0	0	0	2
Paul Harrison	13	0	0	0	0
Gary Rissling	16	0	0	0	55
Bench					10

goaltending

GOALIE	W-L-T	GP	MP	GA	SO	GAA
Gary Edwards	3-2-1	6	360	22	1	3.67
Michel Dion	25-24-12	62	3580	226	0	3.79
Nick Ricci	0-3-0	3	160	14	0	5.25
Paul Harrison	3-7-0	13	700	64	0	5.49
TOTALS	31-36-13	80	4800	337	1	4.21

games

DATE	RESULT	SCORE	OPPONENT
Oct. 6	L	2-6	St. Louis
Oct. 7	T	5-5	Chicago
Oct. 10	W	2-1	QUEBEC
Oct. 11	L	2-8	Philadelphia
Oct. 14	L	1-4	NY ISLANDERS
Oct. 17	W	5-2	MINNESOTA
Oct. 18	L	2-3	Detroit
Oct. 20	W	5-3	COLORADO
Oct. 22	T	3-3	Calgary
Oct. 23	L	3-8	Edmonton
Oct. 25	W	6-4	Vancouver
Oct. 28	L	3-5	TORONTO
Oct. 29	L	4-6	Philadelphia
Oct. 31	W	3-1	BUFFALO
Nov. 4	W	6-3	NY RANGERS
Nov. 7	W	7-2	PHILADELPHIA
Nov. 11	W	3-2	Washington
Nov. 14	T	3-3	Boston
Nov. 18	W	6-1	ST. LOUIS
Nov. 20	T	3-3	TORONTO
Nov. 21	L	5-9	Montreal
Nov. 24	W	7-1	Quebec
Nov. 25	W	2-1	MONTREAL
Nov. 28	W	5-3	DETROIT
Dec. 1	W	4-2	WINNIPEG
Dec. 5	L	1-3	St. Louis
Dec. 6	L	4-7	Buffalo
Dec. 9	L	1-4	PHILADELPHIA
Dec. 12	W	7-4	WASHINGTON
Dec. 14	L	4-5	NY Rangers
Dec. 16	W	7-6	LOS ANGELES
Dec. 19	T	3-3	NY RANGERS
Dec. 20	L	1-3	Philadelphia
Dec. 23	T	4-4	Toronto
Dec. 26	L	5-7	BUFFALO
Dec. 27	L	3-5	NY Rangers
Dec. 30	W	6-2	WASHINGTON
Jan. 2	W	9-4	HARTFORD
Jan. 3	W	6-4	Hartford
Jan. 6	L	3-6	Chicago
Jan. 7	L	4-5	Detroit
Jan. 9	W	4-3	VANCOUVER
Jan. 13	L	1-6	Winnipeg
Jan. 16	L	0-4	Calgary
Jan. 17	T	3-3	Vancouver
Jan. 20	W	5-4	BOSTON
Jan. 21	L	1-6	NY Islanders
Jan. 23	T	5-5	PHILADELPHIA
Jan. 26	L	2-9	NY Islanders
Jan. 27	L	3-6	NY ISLANDERS
Jan. 30	W	2-1	WINNIPEG
Jan. 31	L	3-8	Washington
Feb. 2	L	6-9	MINNESOTA
Feb. 6	L	4-6	WASHINGTON
Feb. 7	L	4-5	Philadelphia
Feb. 10	T	3-3	HARTFORD
Feb. 11	L	2-4	Montreal
Feb. 13	T	3-3	LOS ANGELES
Feb. 16	L	2-6	NY Islanders
Feb. 17	L	3-5	NY RANGERS
Feb. 20	W	6-5	PHILADELPHIA
Feb. 21	W	4-3	NY ISLANDERS
Feb. 25	L	2-4	NY Islanders
Feb. 27	L	1-4	EDMONTON
Feb. 28	W	4-2	NY Rangers
Mar. 3	L	2-3	BOSTON
Mar. 6	W	6-4	Quebec
Mar. 7	T	4-4	CALGARY
Mar. 10	W	7-2	Washington
Mar. 13	W	6-2	COLORADO
Mar. 15	L	3-4	Minnesota
Mar. 17	L	4-10	Edmonton
Mar. 20	L	5-7	Los Angeles
Mar. 21	W	6-0	Colorado
Mar. 24	L	2-7	NY RANGERS
Mar. 27	T	3-3	CHICAGO
Mar. 28	W	6-5	Washington
Mar. 31	T	4-4	WASHINGTON
Apr. 2	W	7-5	NY Rangers
Apr. 4	W	7-2	NY ISLANDERS

31-36-13, 4th, Patrick Division

1982-83

highlights

Pat Boutette records hat tricks on Oct. 12 vs. Vancouver and Oct. 27 vs. Washington.

Denis Herron records his fourth shutout as a Penguin in a 0-0 tie with Philadelphia on Dec. 4.

Rick Kehoe is named to the Prince of Wales Conference All-Star Team.

transactions

Sept. 15, 1982 - Obtained Denis Herron from Montreal for a third round choice in the 1985 Entry Draft.

Oct. 28, 1982 - Obtained Ron Meighan and Anders Hakansson from Minnesota for George Ferguson and a first round choice in the 1983 Entry Draft.

scoring

PLAYERS	GP	G	A	PTS	PIM
Doug Shedden	80	24	43	67	54
Rick Kehoe	75	29	36	65	12
Greg Malone	80	17	44	61	82
Pat Boutette	80	27	29	56	152
Randy Carlyle	61	15	41	56	110
Paul Gardner	70	28	27	55	12
Mike Bullard	57	22	22	44	60
Dave Hannan	74	11	22	33	127
Paul Baxter	75	11	21	32	238
Greg Hotham	58	2	30	32	39
Peter Lee	63	13	13	26	10
Andre St. Laurent	70	13	9	22	105
Anders Hakansson	67	9	12	21	35
Randy Boyd	56	4	14	18	71
Steve Gatzos	44	6	7	13	52
Pat Price	38	1	11	12	104
Kevin McClelland	38	5	4	9	73
Gary Rissling	40	5	4	9	128
Marc Chorney	67	3	5	8	66
Ron Meighan	41	2	6	8	16
Tony Feltrin	32	3	3	6	40
Pat Graham	20	1	5	6	16
Tim Hrynewich	30	2	3	5	48
Doug Lecuyer	12	1	4	5	12
Rick MacLeish	6	0	5	5	2
Rod Buskas	41	2	2	4	102
Stan Jonathan	20	0	3	3	13
Jim Hamilton	5	0	2	2	2
Michel Dion	49	0	2	2	8
Bob Simpson	4	1	0	1	0
Denis Herron	31	0	1	1	14
Rob Garner	1	0	0	0	0
Brian Lundberg	1	0	0	0	2
Nick Ricci	3	0	0	0	0
Roberto Romano	3	0	0	0	0
Rich Sutter	4	0	0	0	0
Rod Schutt	5	0	0	0	0
Bennett Wolf	5	0	0	0	37
George Ferguson	7	0	0	0	2
Ian Turnbull	7	0	0	0	4
Bench					20

goaltending

GOALIE	W-L-T	GP	MP	GA	SO	GAA
Michel Dion	12-30-4	49	2791	198	0	4.26
Denis Herron	5-18-5	31	1707	151	1	5.31
Nick Ricci	1-2-0	3	147	16	0	6.53
Roberto Romano	0-3-0	3	155	18	0	6.97
TOTALS	18-53-9	80	4800	394	1	4.93

18-53-9, 6th, Patrick Division

games

DATE	RESULT	SCORE	OPPONENT
Oct. 5	T	3-3	New Jersey
Oct. 9	L	3-5	NY RANGERS
Oct. 10	L	3-4	Boston
Oct. 12	W	5-4	VANCOUVER
Oct. 14	L	0-9	NY Islanders
Oct. 16	L	5-6	NEW JERSEY
Oct. 20	L	3-5	ST. LOUIS
Oct. 21	L	4-8	Quebec
Oct. 23	W	4-2	PHILADELPHIA
Oct. 27	W	7-5	WASHINGTON
Oct. 28	L	2-9	Philadelphia
Oct. 30	L	1-4	CALGARY
Oct. 31	L	2-6	NY Rangers
Nov. 2	W	3-1	NY Islanders
Nov. 4	T	4-4	New Jersey
Nov. 6	L	2-6	Los Angeles
Nov. 10	W	5-4	EDMONTON
Nov. 13	L	1-3	CALGARY
Nov. 14	T	6-6	Buffalo
Nov. 17	W	4-3	HARTFORD
Nov. 20	W	4-3	BOSTON
Nov. 24	W	4-3	TORONTO
Nov. 26	T	6-6	Minnesota
Nov. 27	L	3-5	St. Louis
Dec. 1	L	2-4	CHICAGO
Dec. 2	L	4-5	Washington
Dec. 4	T	0-0	PHILADELPHIA
Dec. 8	W	4-2	BUFFALO
Dec. 11	L	4-7	QUEBEC
Dec. 12	L	3-4	Philadelphia
Dec. 15	T	4-4	DETROIT
Dec. 18	L	1-3	WASHINGTON
Dec. 20	L	3-6	NY Rangers
Dec. 21	W	3-2	Hartford
Dec. 23	L	4-6	Detroit
Dec. 26	W	4-3	NY RANGERS
Dec. 28	L	3-6	Washington
Dec. 29	L	5-6	ST. LOUIS
Jan. 1	W	2-1	NY ISLANDERS
Jan. 2	L	1-5	Montreal
Jan. 7	L	2-7	Edmonton
Jan. 9	L	3-4	Winnipeg
Jan. 12	L	0-7	MINNESOTA
Jan. 13	L	1-8	Philadelphia
Jan. 15	L	7-8	MONTREAL
Jan. 19	T	1-1	NEW JERSEY
Jan. 22	L	3-7	QUEBEC
Jan. 24	L	2-8	Toronto
Jan. 26	L	2-6	WASHINGTON
Jan. 28	L	2-7	Washington
Jan. 29	L	1-2	NY RANGERS
Jan. 31	L	2-3	New Jersey
Feb. 2	L	4-7	Chicago
Feb. 4	L	4-6	Winnipeg
Feb. 5	L	4-7	Calgary
Feb. 9	L	2-6	VANCOUVER
Feb. 10	L	3-7	Boston
Feb. 12	W	6-4	LOS ANGELES
Feb. 15	L	1-7	DETROIT
Feb. 17	L	3-4	NY Islanders
Feb. 19	L	7-10	EDMONTON
Feb. 21	L	2-4	Toronto
Feb. 23	W	6-4	WINNIPEG
Feb. 24	L	3-6	Philadelphia
Feb. 26	W	5-4	NEW JERSEY
Feb. 28	L	3-9	NY Rangers
Mar. 1	T	3-3	NY RANGERS
Mar. 4	L	2-10	Buffalo
Mar. 6	L	3-5	PHILADELPHIA
Mar. 10	L	3-4	NY ISLANDERS
Mar. 12	W	7-2	Hartford
Mar. 13	L	3-4	CHICAGO
Mar. 16	L	2-3	Minnesota
Mar. 19	W	7-4	Los Angeles
Mar. 21	L	3-7	Vancouver
Mar. 26	T	4-4	Washington
Mar. 27	L	1-4	NY ISLANDERS
Mar. 30	W	3-2	MONTREAL
Apr. 2	L	3-6	NY Islanders
Apr. 3	L	3-5	NEW JERSEY

1983-84

highlights

Lou Angotti is named head coach on July 20.

Mike Bullard records 51 goals, the fourth Penguin to hit the 50-goal mark.

transactions

Oct. 23, 1983 - Obtained Andy Brickley, Ron Flockhart, Mark Taylor and a first round choice in the 1984 Entry Draft from Philadelphia for Rich Sutter and second and third round choices in the 1984 Entry Draft.

Dec. 5, 1983 - Obtained Tom Roulston from Edmonton for Kevin McClelland and a sixth round choice in the 1984 Draft.

Mar. 5, 1984 - Obtained Moe Mantha and a first round choice in the 1984 Entry Draft from Winnipeg for Randy Carlyle.

scoring

PLAYERS	GP	G	A	PTS	PIM
Mike Bullard	76	51	41	92	57
Doug Shedden	67	22	35	57	20
Mark Taylor	60	24	31	55	24
Ron Flockhart	76	27	21	48	44
Rick Kehoe	57	18	27	45	8
Tom Roulston	77	16	24	40	24
Pat Boutette	73	14	26	40	142
Andy Brickley	50	18	20	38	9
Kevin McCarthy	78	6	30	36	113
Greg Hotham	76	5	25	30	59
Randy Carlyle	50	3	23	26	82
Bob Errey	65	9	13	22	29
Norm Schmidt	34	6	12	18	12
Bryan Maxwell	48	3	15	18	111
Gary Rissling	47	4	13	17	297
Tom O'Regan	51	4	10	14	8
Greg Fox	73	2	10	12	97
Tim Hynynen	25	4	5	9	34
Marty McSorley	72	2	7	9	224
Tom Thornbury	14	1	8	9	16
Warren Young	15	1	7	8	19
Steve Gatzos	23	3	3	6	15
Kevin McClelland	24	2	4	6	62
Rod Buskas	47	2	4	6	60
Bob Gladney	13	1	5	6	2
Ted Bulley	26	3	2	5	12
Dave Hannan	24	2	3	5	33
Paul Gardner	16	0	5	5	6
Jim Hamilton	11	2	2	4	4
Rod Schutt	11	1	3	4	4
Rocky Saganik	29	1	3	4	37
Darren Lowe	8	1	2	3	0
Andre St. Laurent	8	2	0	2	21
Mitch Lamoreux	8	1	1	2	6
Tim Tooley	8	0	2	2	2
Dean DeFazio	22	0	2	2	28
Greg Tebutt	24	0	2	2	31
Marc Courney	4	0	1	1	8
Phil Bourque	5	0	1	1	12
Randy Boyd	5	0	1	1	6
Michel Dion	30	0	1	1	2
Grant Sasser	3	0	0	0	0
Vincent Tremblay	4	0	0	0	0
Rich Sutter	5	0	0	0	0
Todd Charlesworth	10	0	0	0	8
Troy Loney	13	0	0	0	9
Roberto Romano	18	0	0	0	0
Denis Herron	38	0	0	0	21
Bench					14

goaltending

GOALIE	W-L-T	GP	MP	GA	SO	GAA
Denis Herron	8-24-2	38	2028	138	1	4.08
Roberto Romano	6-11-0	18	1020	78	1	4.59
Michel Dion	2-19-4	30	1553	138	0	5.33
Vincent Tremblay	0-4-0	4	240	24	0	6.00
TOTALS	16-58-6	80	4800	390	2	4.68

games

DATE	RESULT	SCORE	OPPONENT
Oct. 4	L	3-5	ST. LOUIS
Oct. 8	L	1-6	NY RANGERS
Oct. 9	L	1-7	Philadelphia
Oct. 12	L	3-4*	WINNIPEG
Oct. 14	W	4-0	Washington
Oct. 15	L	4-6	HARTFORD
Oct. 18	L	1-3	BUFFALO
Oct. 22	L	1-6	BOSTON
Oct. 25	L	0-1	WASHINGTON
Oct. 27	W	4-2	Chicago
Oct. 29	L	1-3	PHILADELPHIA
Oct. 30	W	5-3	New Jersey
Nov. 2	W	6-3	Winnipeg
Nov. 3	T	3-3*	Calgary
Nov. 5	L	3-7	Edmonton
Nov. 8	T	4-4*	CALGARY
Nov. 11	L	5-6	NY ISLANDERS
Nov. 12	W	4-2	NY ISLANDERS
Nov. 16	L	2-3	TORONTO
Nov. 19	T	4-4*	ST. LOUIS
Nov. 20	L	4-5	Philadelphia
Nov. 23	W	4-1	NEW JERSEY
Nov. 25	L	2-5	Detroit
Nov. 26	L	4-7	DETROIT
Nov. 29	L	4-6	Minnesota
Dec. 1	L	4-6	MINNESOTA
Dec. 3	L	3-6	PHILADELPHIA
Dec. 6	L	3-5	BOSTON
Dec. 11	T	3-3*	MONTREAL
Dec. 13	W	3-2	HARTFORD
Dec. 15	L	1-3	Montreal
Dec. 17	L	5-6	LOS ANGELES
Dec. 18	T	3-3*	Toronto
Dec. 20	L	3-11	NY Islanders
Dec. 21	L	1-6	NY Rangers
Dec. 23	W	6-5*	New Jersey
Dec. 26	W	7-4	NY RANGERS
Dec. 31	L	0-2	ST. LOUIS
Jan. 3	L	5-7	PHILADELPHIA
Jan. 6	L	1-3	New Jersey
Jan. 7	L	4-7	NEW JERSEY
Jan. 10	L	1-7	Quebec
Jan. 14	L	3-7	Boston
Jan. 15	L	0-2	Chicago
Jan. 18	L	4-5*	WINNIPEG
Jan. 20	W	6-3	NY Rangers
Jan. 21	L	2-3	WASHINGTON
Jan. 25	L	3-6	NY RANGERS
Jan. 28	L	2-5	Montreal
Jan. 29	L	3-7	Buffalo
Feb. 1	W	4-0	MINNESOTA
Feb. 4	L	5-6	NY Islanders
Feb. 5	L	4-5	NY ISLANDERS
Feb. 8	L	5-6*	BUFFALO
Feb. 9	L	3-9	Detroit
Feb. 11	W	3-11	NEW JERSEY
Feb. 13	L	1-6	Quebec
Feb. 16	L	3-10	Calgary
Feb. 17	W	4-1	Vancouver
Feb. 19	L	3-7	Edmonton
Feb. 22	L	2-9	EDMONTON
Feb. 25	T	3-3*	CHICAGO
Feb. 26	L	3-4*	NY Rangers
Feb. 29	L	5-9	VANCOUVER
Mar. 1	L	1-9	Washington
Mar. 3	W	4-3	LOS ANGELES
Mar. 5	L	2-5	WASHINGTON
Mar. 6	L	5-6	New Jersey
Mar. 8	L	6-8	QUEBEC
Mar. 11	L	4-6	NY ISLANDERS
Mar. 13	L	3-4	Vancouver
Mar. 14	L	6-7	Los Angeles
Mar. 17	W	4-2	Hartford
Mar. 21	W	3-1	TORONTO
Mar. 22	L	4-13	Philadelphia
Mar. 24	L	0-6	Washington
Mar. 25	L	3-4	WASHINGTON
Mar. 28	L	3-5	PHILADELPHIA
Mar. 29	L	4-6	NY Rangers
Apr. 1	L	1-2	NY ISLANDERS

* - Overtime

16-58-6, 6th, Patrick Division

1984-85

highlights

Bob Berry is named head coach on June 4.

The Penguins draft Mario Lemieux, Doug Bodger and Roger Belanger in the first round of the 1984 Entry Draft on June 9, marking the first time the team selected more than one player in the first round. Lemieux is also the first Penguin to be drafted first overall.

Mario Lemieux records three points (2+1) and is named MVP of the NHL All-Star Game in Calgary.

Mario Lemieux becomes just the third rookie in NHL history to record 100 points (43+57), wins the Calder Trophy as Rookie of the Year, and is named to the All-Rookie Team.

Mario Lemieux and Warren Young each record 40 goals, the first time two Penguins rookies reach the mark.

Warren Young is also named to the All-Rookie Team.

transactions

Oct. 11, 1984 - Obtained Randy Hillier from Boston for a fourth round choice in the 1985 Entry Draft.

Nov. 16, 1984 - Obtained Vile Siren from Hartford for Pat Boutette.

scoring

PLAYERS	GP	G	A	PTS	PIM
Mario Lemieux	73	43	57	100	54
Warren Young	80	40	32	72	176
Doug Shedden	80	35	32	67	30
Mike Bullard	68	32	31	63	75
John Chabot	77	9	51	60	14
Wayne Babych	65	20	34	54	35
Moe Mantha	71	11	40	51	54
Doug Bodger	65	5	26	31	67
Andy Brickley	45	7	15	22	10
Randy Hillier	45	2	19	21	56
Mitch Lamoreux	62	11	8	19	53
Gary Rissling	56	10	9	19	209
Kevin McCarthy	64	9	10	19	30
Troy Loney	46	10	8	18	59
Mark Taylor	47	7	10	17	19
Dave Hannan	30	6	7	13	43
Bruce Crowder	26	4	7	11	23
Joe McDonnell	40	2	9	11	20
Rod Buskas	69	2	7	9	191
Todd Charlesworth	67	1	8	9	31
Roger Belanger	44	3	5	8	32
Wally Weir	48	2	6	8	90
Bryan Maxwell	44	0	8	8	57
Jim McGeough	25	3	4	7	16
Greg Fox	26	2	5	7	26
Arto Javanainen	14	4	1	5	2
Ron Flockhart	12	0	5	5	4
Pat Boutette	14	1	3	4	24
Jim Hamilton	11	2	1	3	0
Steve Gatzos	6	0	2	2	2
Rick Kehoe	6	0	2	2	0
Greg Hotham	11	0	2	2	4
Bob Errey	16	0	2	2	7
Michel Dion	10	0	1	1	0
Bob Deale	1	0	0	0	2
Tom O'Regan	1	0	0	0	0
Petteri Lehto	6	0	0	0	4
Mike Rowe	6	0	0	0	7
Brian Ford	8	0	0	0	0
Marty McSorley	15	0	0	0	15
Roberto Romano	31	0	0	0	2
Denis Herron	42	0	0	0	4

goaltending

GOALIE	W-L-T	GP	MP	GA	SO	GAA
Roberto Romano	9-17-2	31	1629	120	1	4.42
Denis Herron	10-22-3	42	2193	169	1	4.62
Michel Dion	3-6-0	10	553	43	0	4.67
Brian Ford	2-6-0	8	457	48	0	6.30
TOTALS	24-51-5	80	4832	385	2	4.78

games

DATE	RESULT	SCORE	OPPONENT
Oct. 11	L	3-4	Boston
Oct. 13	L	3-4	Montreal
Oct. 17	W	4-3	VANCOUVER
Oct. 20	W	3-1	PHILADELPHIA
Oct. 21	L	2-4	Philadelphia
Oct. 24	L	2-5	NEW JERSEY
Oct. 27	W	6-5	MONTREAL
Oct. 30	W	4-3	DETROIT
Oct. 31	W	7-6	New Jersey
Nov. 3	L	5-7	NY RANGERS
Nov. 6	T	3-3*	EDMONTON
Nov. 8	L	2-6	ST. LOUIS
Nov. 10	L	4-5	NY Islanders
Nov. 14	W	4-3*	Winnipeg
Nov. 16	L	6-7	Vancouver
Nov. 17	L	3-5	Los Angeles
Nov. 21	T	3-3*	WASHINGTON
Nov. 22	L	3-9	Hartford
Nov. 24	L	3-5	NEW JERSEY
Nov. 27	T	2-2*	BUFFALO
Nov. 29	L	3-6	CHICAGO
Dec. 1	L	1-3	Philadelphia
Dec. 2	L	1-9	Washington
Dec. 5	W	7-4	ST. LOUIS
Dec. 7	W	4-3*	NY Rangers
Dec. 8	W	6-4	CALGARY
Dec. 12	W	4-3	NY ISLANDERS
Dec. 15	W	5-2	Toronto
Dec. 19	L	2-3	NEW JERSEY
Dec. 21	W	4-2	PHILADELPHIA
Dec. 22	L	2-5	NY Islanders
Dec. 26	W	6-5	NY ISLANDERS
Dec. 28	W	4-0	HARTFORD
Dec. 29	L	2-10	Quebec
Dec. 31	T	4-4*	Detroit
Jan. 2	W	2-1	Toronto
Jan. 4	L	2-7	Buffalo
Jan. 5	L	3-8	QUEBEC
Jan. 9	W	7-4	VANCOUVER
Jan. 12	W	4-3	EDMONTON
Jan. 16	L	4-5	WASHINGTON
Jan. 17	L	2-6	Washington
Jan. 19	W	5-4	CHICAGO
Jan. 21	L	6-7	Winnipeg
Jan. 23	L	3-4	Minnesota
Jan. 25	T	6-6*	Calgary
Jan. 26	L	3-6	Edmonton
Jan. 30	L	5-6	TORONTO
Feb. 2	L	0-4	NY ISLANDERS
Feb. 7	L	3-6	New Jersey
Feb. 9	L	1-4	NY Islanders
Feb. 10	L	3-4	LOS ANGELES
Feb. 14	L	4-5	Chicago
Feb. 16	L	1-8	QUEBEC
Feb. 18	L	2-8	Philadelphia
Feb. 20	W	6-3	CALGARY
Feb. 22	L	3-8	NY RANGERS
Feb. 23	W	3-1	Minnesota
Feb. 25	L	4-5	MINNESOTA
Feb. 27	L	4-6	WINNIPEG
Mar. 2	W	5-4	NY RANGERS
Mar. 3	L	3-7	NY Rangers
Mar. 5	L	0-5	Los Angeles
Mar. 7	L	1-6	ST. LOUIS
Mar. 9	W	6-5*	Boston
Mar. 10	L	4-11	Philadelphia
Mar. 13	L	3-7	BOSTON
Mar. 16	W	5-0	NY RANGERS
Mar. 17	L	3-4	Hartford
Mar. 19	L	3-5	PHILADELPHIA
Mar. 22	L	1-3	Buffalo
Mar. 24	L	3-7	Washington
Mar. 26	L	4-5	NY Rangers
Mar. 27	W</		

1985-86

highlights

Mario Lemieux records his first career hat trick on Dec. 31 at St. Louis with four goals.

Lemieux records a 28-game point streak from Jan. 11 through Mar. 15, recording 59 points (21+38) in that span.

Pittsburgh ties the Russian Dynamo 3-3 on Jan. 4 before a sellout crowd.

Lemieux records his 100th point of the season on Feb. 15, becoming the first Penguin to record back-to-back 100 point

transactions

Sept. 10, 1985 - Obtained Gilles Meloche from Edmonton for Tim Hrynevich and Marty McSorley.

Oct. 4, 1985 - Obtained Randy Cunneyworth and Mike Moller from Buffalo for Pat Hughes.

Mar. 11, 1986 - Obtained Ron Duguay from Detroit for Doug Shedden.

scoring

PLAYERS	GP	G	A	PTS	PIM
Mario Lemieux	79	48	93	141	43
Mike Bullard	77	41	42	83	69
Moe Mantha	78	15	52	67	102
Doug Shedden	67	32	34	66	32
Terry Ruskowski	72	26	37	63	167
Ron Duguay	80	25	36	61	32
Randy Cunneyworth	75	15	30	45	74
John Chabot	77	14	31	45	6
Doug Bodger	79	4	33	37	63
Dave Hannan	75	17	18	35	91
Willy Lindstrom	71	14	17	31	30
Mike Blaisdell	66	15	14	29	36
Norm Schmidt	66	15	14	29	57
Jim Johnson	80	3	26	29	115
Craig Simpson	76	11	17	28	49
Dan Frawley	69	10	11	21	174
Bob Errey	37	11	6	17	8
Ville Siren	60	4	8	12	32
Troy Loney	47	3	9	12	95
Rod Buskas	72	2	7	9	159
Jim McGeough	17	3	2	5	8
Chris Dahlquist	5	1	2	3	2
Tom O'Regan	9	1	2	3	2
Randy Hillier	28	0	3	3	53
Ted Nolan	18	1	1	2	34
Dwight Mathieson	4	1	0	1	2
Todd Charlesworth	2	0	1	1	0
Gilles Meloche	34	0	1	1	2
Roberto Romano	46	0	1	1	4
Wayne Babych	2	0	0	0	0
Denis Herron	3	0	0	0	0
Joe McDonnell	3	0	0	0	2
Mike Rowe	3	0	0	0	4
Phil Bourque	4	0	0	0	2
Tom Roulston	5	0	0	0	2

goaltending

GOALIE	W-L-T	GP	MP	GA	SO	GAA
Roberto Romano	21-20-3	46	2683	159	2	3.55
Gilles Meloche	13-15-5	34	1989	119	0	3.59
Denis Herron	0-3-0	3	180	14	0	4.67
TOTALS	34-38-8	80	4852	305	2	3.77

games

DATE	RESULT	SCORE	OPPONENT
Oct. 10	L	3-5	MONTREAL
Oct. 12	L	2-4	PHILADELPHIA
Oct. 15	W	3-2	MINNESOTA
Oct. 16	T	5-5*	Chicago
Oct. 19	L	3-4	Quebec
Oct. 23	W	5-4	Toronto
Oct. 24	W	6-4	TORONTO
Oct. 26	T	4-4*	QUEBEC
Oct. 29	L	3-4	HARTFORD
Oct. 30	L	3-6	Detroit
Nov. 2	T	4-4	Montreal
Nov. 4	L	2-4	NY RANGERS
Nov. 6	L	1-4	WASHINGTON
Nov. 9	L	3-5	New Jersey
Nov. 9	W	3-1	CHICAGO
Nov. 13	W	6-3	Vancouver
Nov. 16	L	3-4*	Los Angeles
Nov. 19	L	3-4	Washington
Nov. 20	L	1-3	WASHINGTON
Nov. 22	W	8-1	WINNIPEG
Nov. 24	L	4-7	Philadelphia
Nov. 27	W	7-1	TORONTO
Nov. 30	W	5-4	NY RANGERS
Dec. 2	W	6-0	NY RANGERS
Dec. 4	W	5-2	DETROIT
Dec. 6	W	3-1	Buffalo
Dec. 7	L	1-5	NEW JERSEY
Dec. 10	L	4-7	NY Islanders
Dec. 11	T	4-4*	NY ISLANDERS
Dec. 14	L	4-5	Hartford
Dec. 15	W	5-2	NY RANGERS
Dec. 17	W	4-3	CALGARY
Dec. 19	W	4-3*	Minnesota
Dec. 21	L	2-4	PHILADELPHIA
Dec. 22	L	2-3*	Philadelphia
Dec. 26	W	4-3	BOSTON
Dec. 28	L	2-4	NY ISLANDERS
Dec. 31	W	8-4	St. Louis
Jan. 1	L	4-7	Chicago
Jan. 6	W	4-3	NEW JERSEY
Jan. 8	W	7-3	LOS ANGELES
Jan. 9	L	0-9	NY Islanders
Jan. 11	T	3-3*	BUFFALO
Jan. 16	W	6-3	NY ISLANDERS
Jan. 18	W	5-2	St. Louis
Jan. 19	W	3-2	MINNESOTA
Jan. 22	W	7-4	Edmonton
Jan. 24	L	3-4	Vancouver
Jan. 25	L	2-5	Calgary
Jan. 28	T	2-2*	PHILADELPHIA
Jan. 29	W	4-1	New Jersey
Feb. 1	L	3-4	NY Islanders
Feb. 2	L	2-3	Boston
Feb. 8	W	4-0	NEW JERSEY
Feb. 12	W	8-1	WASHINGTON
Feb. 15	W	9-4	VANCOUVER
Feb. 16	T	5-5*	New Jersey
Feb. 19	W	5-2	WINNIPEG
Feb. 21	W	7-3	Detroit
Feb. 22	L	3-5	ST. LOUIS
Feb. 24	W	6-5*	LOS ANGELES
Feb. 26	W	5-2	BUFFALO
Feb. 27	L	3-8	NY RANGERS
Mar. 1	W	5-1	HARTFORD
Mar. 4	L	3-6	Calgary
Mar. 7	L	3-5	Edmonton
Mar. 9	L	3-5	Winnipeg
Mar. 11	L	3-5	Washington
Mar. 12	L	2-5	BOSTON
Mar. 15	T	2-2*	NY RANGERS
Mar. 17	L	3-5	WASHINGTON
Mar. 19	W	7-3	New Jersey
Mar. 20	L	1-5	Philadelphia
Mar. 22	W	7-4	Quebec
Mar. 26	L	3-8	EDMONTON
Mar. 29	L	3-4	Montreal
Apr. 1	L	3-5	Washington
Apr. 2	L	2-7	NY ISLANDERS
Apr. 5	L	3-4*	PHILADELPHIA
Apr. 6	W	5-4*	NY RANGERS

* - Overtime

34-38-8, 5th, Patrick Division

1986-87

highlights

The Penguins defeat Buffalo, 5-4 in overtime on Oct. 22 to extend their record start-of-the-season winning streak to seven games.

Mario Lemieux records 107 points (54+53), topping the century mark for the third consecutive season.

transactions

Nov. 12, 1986 - Obtained Dan Quinn from Calgary for Mike Bullard.

Jan. 21, 1987 - Obtained Chris Kontos from the New York Rangers for Ron Duguay.

Feb. 6, 1987 - Obtained Pat Riggan from Boston for Roberto Romano.

scoring

PLAYERS	GP	G	A	PTS	PIM
Mario Lemieux	63	54	53	107	57
Dan Quinn	80	31	49	80	54
Randy Cunneyworth	79	26	27	53	142
Craig Simpson	72	26	25	51	57
Terry Ruskowski	70	14	37	51	147
Doug Bodger	76	11	38	49	52
Moe Mantha	62	9	31	40	44
John Chabot	72	14	22	36	8
Bob Errey	72	16	18	34	46
Jim Johnson	80	5	25	30	116
Dan Frawley	78	14	14	28	218
Kevin LaVallee	33	8	20	28	4
Dave Hannan	58	10	15	25	56
Willy Lindstrom	60	10	13	23	6
Ville Siren	69	5	18	23	50
Warren Young	50	8	13	21	103
Ron Duguay	40	5	13	18	30
Rod Buskas	68	3	15	18	123
Chris Kontos	31	8	9	17	6
Troy Loney	23	8	7	15	22
Randy Hillier	55	4	8	12	97
Mike Bullard	14	2	10	12	17
Dwight Schofield	25	1	6	7	59
Norm Schmidt	20	1	5	6	4
Phil Bourque	22	2	3	5	32
Jim McGeough	11	1	4	5	8
Mitch Wilson	17	2	1	3	83
Lee Giffin	8	1	1	2	0
Mike Blaisdell	10	1	1	2	2
Neil Belland	3	0	1	1	0
Dwight Mathieson	6	0	1	1	2
Chris Dahlquist	19	0	1	1	22
Pat Riggan	27	0	1	1	2
Gilles Meloche	43	0	1	1	20
Todd Charlesworth	1	0	0	0	0
Alain Lemieux	1	0	0	0	0
Steve Guenette	2	0	0	0	0
Mike Rowe	2	0	0	0	0
Carl Mokosak	3	0	0	0	4
Roberto Romano	25	0	0	0	0
Bench					16

goaltending

GOALIE	W-L-T	GP	MP	GA	SO	GAA
Pat Riggan	8-6-3	17	988	55	0	3.34
Gilles Meloche	13-19-7	43	2343	134	0	3.43
Roberto Romano	9-11-2	25	1438	87	0	3.63
Steve Guenette	0-2-0	2	113	8	0	4.25
TOTALS	30-38-12	80	4882	290	1	3.56

games

DATE	RESULT	SCORE	OPPONENT
Oct. 9	W	5-4	WASHINGTON
Oct. 11	W	6-5*	NY RANGERS
Oct. 12	W	4-1	Chicago
Oct. 14	W	4-3*	LOS ANGELES
Oct. 17	W	7-3	Buffalo
Oct. 18	W	8-4	NEW JERSEY
Oct. 22	W	5-4*	BUFFALO
Oct. 23	L	3-5	Philadelphia
Oct. 25	W	4-2	PHILADELPHIA
Oct. 28	L	2-5	Hartford
Oct. 29	L	6-8	NEW JERSEY
Nov. 1	T	3-3*	St. Louis
Nov. 4	T	2-2*	VANCOUVER
Nov. 8	W	4-2	Minnesota
Nov. 9	L	1-2	Detroit
Nov. 12	W	2-1	BOSTON
Nov. 14	L	4-5	New Jersey
Nov. 15	W	5-2	QUEBEC
Nov. 18	L	1-3	Winnipeg
Nov. 20	W	5-2	Calgary
Nov. 22	W	5-4	Washington
Nov. 25	L	1-5	NY Islanders
Nov. 26	L	2-3	NY ISLANDERS
Nov. 29	T	5-5*	NY RANGERS
Nov. 30	T	2-2*	NY RANGERS
Dec. 5	L	2-4	EDMONTON
Dec. 6	W	5-2	MINNESOTA
Dec. 10	L	4-6	CALGARY
Dec. 12	W	8-3	TORONTO
Dec. 13	L	2-3*	Toronto
Dec. 17	L	0-3	Los Angeles
Dec. 20	L	4-6	PHILADELPHIA
Dec. 22	T	4-4*	Montreal
Dec. 23	L	3-4*	NY Islanders
Dec. 26	T	3-3*	Buffalo
Dec. 27	T	3-3*	NY ISLANDERS
Dec. 30	L	3-5	NY RANGERS
Jan. 1	L	3-4*	Washington
Jan. 3	W	6-3	MONTREAL
Jan. 7	W	5-2	WASHINGTON
Jan. 9	L	2-3	Washington
Jan. 13	T	3-3*	NY Islanders
Jan. 14	L	3-4	WINNIPEG
Jan. 17	L	2-4	Boston
Jan. 18	L	0-1	DETROIT
Jan. 21	L	5-10	Los Angeles
Jan. 23	W	6-0	Vancouver
Jan. 24	L	2-4	Edmonton
Jan. 27	W	7-5	WASHINGTON
Jan. 29	L	3-5	Philadelphia
Feb. 1	L	6-8	HARTFORD
Feb. 5	L	5-6	Boston
Feb. 7	W	4-1	CHICAGO
Feb. 8	W	2-1*	New Jersey
Feb. 14	T	3-3*	VANCOUVER
Feb. 15	L	1-4	NY Rangers
Feb. 17	L	1-3	CALGARY
Feb. 19	T	4-4*	Philadelphia
Feb. 21	L	5-6	NEW JERSEY
Feb. 22	W	4-2	NY Rangers
Feb. 24	W	5-2	EDMONTON
Feb. 26	L	4-5	NY Islanders
Feb. 28	L	1-2	CHICAGO
Mar. 1	T	5-5*	ST. LOUIS
Mar. 3	W	8-1	Quebec
Mar. 5	L	2-7	Toronto
Mar. 7	W	7-3	Minnesota
Mar. 8	W	5-3	Winnipeg
Mar. 10	L	3-6	NY ISLANDERS
Mar. 12	W	6-3	QUEBEC
Mar. 14	L	2-3*	NY RANGERS
Mar. 18	W	5-4	ST. LOUIS
Mar. 20	L	3-4	Washington
Mar. 22	L	1-3	Philadelphia
Mar. 24	T	3-3*	PHILADELPHIA
Mar. 28	L	4-5	Hartford
Mar. 29	L	1-4	MONTREAL
Mar. 31	L	3-5	New Jersey
Apr. 2	W	6-2	NEW JERSEY
Apr. 4	W	4-3*	DETROIT

* - Overtime

30-38-12, 5th, Patrick Division

1987-88

highlights

Pierre Creamer is named head coach on June 4.
 Mario Lemieux picks up his second All-Star MVP award, after posting six points (3+3), including the game-winning goal in overtime at St. Louis.
 Lemieux sets the Penguin records for goals (70), assists (98), points (168) and power-play goals (22).
 Lemieux wins his first Art Ross Trophy and his first Hart Trophy.
 Tony Esposito is named general manager on Apr. 14.
 Pierre Creamer is relieved of his coaching duties on June 14.

transactions

Nov. 24, 1987 - Obtained Paul Coffey, Dave Hunter and Wayne Van Dorp from Edmonton for Craig Simpson, Moe Mantha, Dave Hannan and Chris Joseph.

scoring

PLAYERS	GP	G	A	PTS	PIM
Mario Lemieux	77	70	98	168	92
Dan Quinn	70	40	39	79	50
Randy Cunneyworth	71	35	39	74	141
Paul Coffey	46	15	52	67	93
Doug Bodger	69	14	31	45	103
Rob Brown	51	24	20	44	56
Dave Hunter	80	14	21	35	83
Charlie Simmer	50	11	17	28	24
Jock Callander	41	11	16	27	45
Craig Simpson	21	13	13	26	34
Bryan Erickson	53	7	19	26	20
Ville Siren	58	1	20	21	62
Dave McLlwain	66	11	8	19	40
Troy Loney	65	5	13	18	151
Phil Bourque	21	4	12	16	20
Dan Frawley	47	6	8	14	152
Randy Hillier	55	1	12	13	144
Jim Johnson	55	1	12	13	87
Rod Buskas	76	4	8	12	206
Steve Gotaas	36	5	6	11	45
Zarley Zalapski	15	3	8	11	7
Moe Mantha	21	2	8	10	23
Bob Errey	17	3	6	9	18
Chris Dahlquist	44	3	6	9	69
Mark Kachowski	38	5	3	8	126
Perry Ganchar	31	3	5	8	36
Wilf Paiement	23	2	6	8	39
Chris Kontos	36	1	7	8	12
Kevin Stevens	16	5	2	7	8
Dave Hannan	21	4	3	7	23
Dwight Mathiasen	23	0	6	6	14
Wayne Van Dorp	25	1	3	4	75
Chris Joseph	17	0	4	4	12
Norm Schmidt	5	1	2	3	0
Todd Charlesworth	6	2	0	2	2
Brad Aitken	5	1	1	2	0
Lee Giffin	19	0	2	2	9
Frank Pietrangelo	21	0	2	2	2
Scott Gruhl	6	1	0	1	0
Pat Mayer	1	0	0	0	4
Dave Goetz	2	0	0	0	2
Warren Young	7	0	0	0	15
Jimmy Mann	9	0	0	0	53
Steve Guenette	19	0	0	0	2
Pat Riggins	22	0	0	0	12
Gilles Meloche	27	0	0	0	0

goaltending

GOALIE	W-L-T	GP	MP	GA	SO	GAA
Steve Guenette	12-7-0	19	1092	61	1	3.35
Pat Riggins	7-8-4	22	1169	76	0	3.90
Frank Pietrangelo	9-11-0	21	1207	80	1	3.98
Gilles Meloche	8-9-5	27	1394	95	0	4.09
TOTALS	36-35-9	80	4862	316	2	3.90

games

DATE	RESULT	SCORE	OPPONENT
Oct. 8	T	4-4*	NY Rangers
Oct. 9	L	3-6	New Jersey
Oct. 13	W	8-3	BUFFALO
Oct. 15	T	6-6	NY RANGERS
Oct. 17	L	2-3	Montreal
Oct. 18	L	2-3	Philadelphia
Oct. 21	L	4-5	NEW JERSEY
Oct. 23	L	2-5	Detroit
Oct. 24	W	5-3	BUFFALO
Oct. 27	T	4-4*	LOS ANGELES
Oct. 29	L	0-4	TORONTO
Oct. 31	W	5-4*	Quebec
Nov. 3	W	5-1	PHILADELPHIA
Nov. 5	W	4-2	NY Islanders
Nov. 7	L	1-4	Boston
Nov. 11	W	3-2	WASHINGTON
Nov. 12	L	2-5	Philadelphia
Nov. 14	W	3-2*	NY RANGERS
Nov. 17	L	4-6	Vancouver
Nov. 20	L	1-4	Edmonton
Nov. 21	T	4-4*	Calgary
Nov. 25	W	6-4	QUEBEC
Nov. 27	W	4-2	Washington
Nov. 28	T	5-5*	WASHINGTON
Dec. 2	L	1-7	NY ISLANDERS
Dec. 5	W	6-3	VANCOUVER
Dec. 9	W	5-2	CALGARY
Dec. 11	W	6-4	NY ISLANDERS
Dec. 12	L	2-5	St. Louis
Dec. 15	L	2-5	PHILADELPHIA
Dec. 17	W	7-4	New Jersey
Dec. 19	W	4-3	NY RANGERS
Dec. 20	W	8-4	NY Rangers
Dec. 23	L	2-6	NEW JERSEY
Dec. 26	W	6-3	DETROIT
Dec. 27	T	3-2*	Buffalo
Dec. 29	T	4-4*	BOSTON
Jan. 1	L	3-5	Washington
Jan. 2	L	2-3	NY Islanders
Jan. 5	T	4-4	LOS ANGELES
Jan. 7	L	2-3	BOSTON
Jan. 9	L	4-5*	Hartford
Jan. 10	L	5-7	Detroit
Jan. 12	T	5-5	NY ISLANDERS
Jan. 15	L	4-5	PHILADELPHIA
Jan. 16	W	4-3	Toronto
Jan. 19	W	6-4	NY Islanders
Jan. 20	W	8-3	Chicago
Jan. 23	W	4-3*	Montreal
Jan. 25	L	4-6	EDMONTON
Jan. 27	L	1-4	WINNIPEG
Jan. 28	L	3-6	New Jersey
Jan. 30	W	4-2	CHICAGO
Feb. 2	W	3-2*	WASHINGTON
Feb. 4	W	1-0	MINNESOTA
Feb. 6	W	5-4	HARTFORD
Feb. 7	L	3-6	NY Rangers
Feb. 13	W	7-5	Los Angeles
Feb. 17	L	0-5	Vancouver
Feb. 19	L	3-7	Edmonton
Feb. 21	L	4-5	ST. LOUIS
Feb. 23	L	3-4*	WINNIPEG
Feb. 25	L	1-2	NY Rangers
Feb. 28	L	5-7	Chicago
Mar. 1	W	8-3	MINNESOTA
Mar. 5	W	8-3	NY ISLANDERS
Mar. 7	W	5-4	Calgary
Mar. 10	L	4-6	St. Louis
Mar. 12	L	3-6	Minnesota
Mar. 13	W	5-4	Winnipeg
Mar. 16	W	5-2	TORONTO
Mar. 19	W	7-1	PHILADELPHIA
Mar. 20	L	2-4	Philadelphia
Mar. 23	W	7-1	WASHINGTON
Mar. 25	W	5-2	MONTREAL
Mar. 27	W	6-3	Quebec
Mar. 29	L	0-4	New Jersey
Mar. 31	L	2-7	NEW JERSEY
Apr. 2	W	7-6	Washington
Apr. 3	W	4-2	HARTFORD

* - Overtime

1988-89

highlights

Gene Ubriaco is hired as head coach on June 28.
 Mario Lemieux records a club record five goals on Dec. 31 vs. New Jersey, scoring one goal each at even strength, on the power play, short-handed, on a penalty shot and into an empty net.
 Lemieux better his records for goals (85), assists (114), points (199), power play goals (31), short-handed goals (13) and hat tricks (9).
 Pittsburgh sets an NHL record with 119 power play goals.
 The Penguins return to the post-season for the first time in seven seasons, sweeping the Rangers and falling to Philadelphia in seven games.
 Lemieux ties NHL playoff records for goals (5) and points (8) in a game in a 10-7 Pittsburgh Game One win against Philadelphia.
 Lemieux captures his second Art Ross Trophy.

transactions

Sept. 1, 1988 - Obtained Wendell Young and a seventh round choice in the 1990 Entry Draft from Philadelphia for a third round choice in the 1990 Entry Draft.
Nov. 12, 1988 - Obtained Tom Barrasso and a third round choice in the 1990 Entry Draft from Buffalo for Doug Bodger and Darrin Shannon.

scoring

PLAYERS	GP	G	A	PTS	PIM
Mario Lemieux	76	85	114	199	100
Rob Brown	68	49	66	115	118
Paul Coffey	75	30	83	113	193
Dan Quinn	79	34	60	94	102
Bob Errey	76	26	32	58	124
John Cullen	79	12	37	49	112
Zarley Zalapski	58	12	33	45	57
Randy Cunneyworth	70	25	19	44	156
Phil Bourque	80	17	26	43	97
Dave Hannan	72	10	20	30	157
Randy Hillier	68	1	23	24	141
Troy Loney	69	10	6	16	165
Jim Johnson	76	2	14	16	163
Kevin Stevens	24	12	3	15	19
Jock Callander	30	6	5	11	20
Tom Barrasso	54	0	8	8	70
Dan Frawley	46	3	4	7	66
Steve Dykstra	65	1	6	7	126
Chris Dahlquist	43	1	5	6	42
Rod Buskas	52	1	5	6	105
Doug Bodger	10	1	4	5	7
Jay Caufield	58	1	4	5	285
Gord Dineen	40	1	3	4	44
Scott Bjugstad	24	3	0	3	4
Dave McLlwain	24	1	2	3	4
Mark Kachowski	12	1	1	2	43
Mark Rechci	15	1	1	2	0
Wendell Young	22	0	2	2	4
Ville Siren	12	1	0	1	14
Steve Guenette	11	0	1	1	0
Rick Tabaracci	1	0	0	0	2
Perry Ganchar	3	0	0	0	0
Frank Pietrangelo	15	0	0	0	2
Richard Zemplak	34	0	0	0	148
Bench					16

goaltending

GOALIE	W-L-T	GP	MP	GA	SO	GAA
Frank Pietrangelo	5-3-0	15	669	45	0	4.04
Tom Barrasso	18-15-7	44	2406	162	0	4.04
Steve Guenette	5-6-0	11	574	41	0	4.29
Wendell Young	12-9-0	22	1150	92	0	4.80
Rick Tabaracci	0-0-0	1	33	4	0	7.27
TOTALS	40-33-7	80	4844	349	0	4.32

games

DATE	RESULT	SCORE	OPPONENT
Oct. 7	W	6-4	Washington
Oct. 11	W	8-7	WASHINGTON
Oct. 12	L	5-8	BUFFALO
Oct. 15	W	9-2	ST. LOUIS
Oct. 16	W	4-2	PHILADELPHIA
Oct. 21	L	4-6	New Jersey
Oct. 22	W	7-4	CHICAGO
Oct. 25	W	6-1	CALGARY
Oct. 27	L	3-4	St. Louis
Oct. 29	W	5-4	Montreal
Oct. 30	L	2-9	NY Rangers
Nov. 1	W	5-3	VANCOUVER
Nov. 3	L	2-6	QUEBEC
Nov. 6	L	4-5	Philadelphia
Nov. 8	L	3-7	EDMONTON
Nov. 10	W	5-1	TORONTO
Nov. 12	L	2-7	Los Angeles
Nov. 13	W	4-2	Vancouver
Nov. 16	L	5-8	Toronto
Nov. 19	L	3-6	NY Islanders
Nov. 23	W	8-2	NY RANGERS
Nov. 25	W	5-3	Washington
Nov. 26	W	4-3	PHILADELPHIA
Nov. 30	W	6-4	WASHINGTON
Dec. 3	W	4-2	NY ISLANDERS
Dec. 4	T	3-3*	Boston
Dec. 6	W	7-6	CHICAGO
Dec. 8	L	3-4	Philadelphia
Dec. 10	T	4-4	NEW JERSEY
Dec. 14	W	5-4	LOS ANGELES
Dec. 15	W	8-2	NY Islanders
Dec. 17	W	3-2	DETROIT
Dec. 20	W	5-3	NY ISLANDERS
Dec. 21	W	6-2	Toronto
Dec. 23	T	2-2*	New Jersey
Dec. 26	W	4-3*	Hartford
Dec. 29	L	2-3	PHILADELPHIA
Dec. 31	W	8-6	NEW JERSEY
Jan. 2	W	6-5	Washington
Jan. 7	L	5-7	VANCOUVER
Jan. 10	W	5-3	NY ISLANDERS
Jan. 12	W	9-2	Minnesota
Jan. 14	T	4-4*	NY RANGERS
Jan. 15	L	4-6	NY Rangers
Jan. 17	L	2-5	NY Islanders
Jan. 20	L	3-7	Winnipeg
Jan. 21	W	7-4	Edmonton
Jan. 25	W	5-4	WINNIPEG
Jan. 28	W	10-5	DETROIT
Jan. 31	L	1-5	MONTREAL
Feb. 2	W	5-3	Philadelphia
Feb. 3	T	3-3*	ST. LOUIS
Feb. 5	W	5-2	Boston
Feb. 9	W	5-2	QUEBEC
Feb. 11	L	1-8	Quebec
Feb. 12	L	2-4	CALGARY
Feb. 14	W	7-3	BUFFALO
Feb. 17	L	1-5	Buffalo
Feb. 18	L	3-5	NY RANGERS
Feb. 21	L	1-2	MINNESOTA
Feb. 23	T	6-6*	Detroit
Feb. 25	T	5-5*	NY Islanders
Feb. 26	L	6-8	Hartford
Mar. 1	W	4-1	NEW JERSEY
Mar. 3	L	2-4	Washington
Mar. 5	L	2-4	EDMONTON
Mar. 7	L	2-3*	Los Angeles
Mar. 9	L	3-10	Calgary
Mar. 10	W	5-1	Winnipeg
Mar. 12	W	6-5	Chicago
Mar. 14	L	2-8	BOSTON
Mar. 16	W	2-1	New Jersey
Mar. 18	L	2-7	MONTREAL
Mar. 20	L	2-7	Minnesota
Mar. 22	L	4-5	WASHINGTON
Mar. 25	W	5-4	NEW JERSEY
Mar. 26	W	6-4	NY Rangers
Mar. 30	L	5-9	HARTFORD
Apr. 1	W	5-2	NY RANGERS
Apr. 2	W	6-5*	Philadelphia

* - Overtime

36-35-9, 6th, Patrick Division

40-33-7, 2nd, Patrick Division

1989-90

highlights

Craig Patrick is named general manager and head coach on Dec. 5, replacing Tony Esposito and Gene Ubriaco.

Pittsburgh hosts the All-Star Game on Jan. 21 for the first time. Mario Lemieux scores four goals and wins his third All-Star MVP award.

Mario Lemieux records a 46-game point streak (39-64=103), the second-longest in league history from Oct. 3 through Feb. 11. The streak is broken when he leaves a game against the Rangers on Feb. 14 with a back injury.

transactions

June 17, 1989 - Obtained Randy Gilhen, Andrew McBain and Jim Kyte from Winnipeg for Randy Cunneynworth, Rick Tabaracci and Dave McLlwain.

Jan. 8, 1990 - Obtained Rod Buskas, Tony Tanti and Barry Pederson from Vancouver for Dan Quinn, Andrew McBain and Dave Capuano.

scoring

PLAYERS	GP	G	A	PTS	PIM
Mario Lemieux	59	45	78	123	78
Paul Coffey	80	29	74	103	95
John Cullen	72	32	60	92	138
Rob Brown	80	33	47	80	102
Kevin Stevens	76	23	41	70	171
Mark Recchi	74	30	37	67	44
Tony Tanti	78	28	36	64	72
Phil Bourque	76	22	17	39	108
Bob Errey	78	20	19	39	109
Zarley Zalapski	51	6	25	31	37
Barry Pederson	54	6	25	31	39
Dan Quinn	41	9	20	29	22
Troy Loney	67	11	16	27	168
Randy Gilhen	61	5	11	16	54
Jim Johnson	75	3	13	16	154
Randy Hillier	61	3	12	15	71
Andrew McBain	41	5	9	14	51
Chris Dahlquist	62	4	10	14	56
Jock Callander	30	4	7	11	49
Gilbert Delorme	54	3	7	10	44
Doug Smith	40	4	5	9	97
Gord Dineen	69	1	8	9	125
Richard Zemlak	19	1	5	6	43
Jim Kyte	56	3	1	4	125
Wendell Young	43	0	4	4	8
Jay Caulfield	37	1	2	3	123
Jamie Leach	10	0	3	3	0
Rod Buskas	23	0	3	3	49
Alain Chevrier	42	0	3	3	8
Mark Kachowski	14	0	1	1	40
Dave Capuano	6	0	0	0	2
Frank Pietrangolo	21	0	0	0	2
Tom Barrasso	24	0	0	0	8
Bench					14

goaltending

GOALIE	W-L-T	GP	MP	GA	SO	GAA
Wendell Young	16-20-3	43	2318	161	1	4.17
Frank Pietrangolo	8-6-2	21	1066	77	0	4.33
Tom Barrasso	7-12-3	24	1294	101	0	4.68
Alain Chevrier	1-2-0	3	166	14	0	5.06
TOTALS	32-40-8	80	4856	359	1	4.44

games

DATE	RESULT	SCORE	OPPONENT
Oct. 5	L	4-5	Boston
Oct. 7	T	4-4*	New Jersey
Oct. 10	W	5-1	WINNIPEG
Oct. 14	W	2-1*	MONTREAL
Oct. 15	L	2-4	NY Rangers
Oct. 17	W	7-5	TORONTO
Oct. 18	L	3-9	ST. LOUIS
Oct. 21	L	2-4	BUFFALO
Oct. 25	L	6-8	TORONTO
Oct. 26	T	3-3*	Detroit
Oct. 28	L	1-5	Montreal
Oct. 31	L	4-8	LOS ANGELES
Nov. 2	W	5-2	NY ISLANDERS
Nov. 4	W	3-1	Edmonton
Nov. 5	L	3-5	Vancouver
Nov. 9	L	3-4	Chicago
Nov. 11	L	3-8	St. Louis
Nov. 14	W	6-0	NY RANGERS
Nov. 16	W	8-2	QUEBEC
Nov. 18	W	5-3	NY ISLANDERS
Nov. 22	L	3-6	NEW JERSEY
Nov. 24	W	7-4	Washington
Nov. 25	L	1-4	WASHINGTON
Nov. 28	L	3-6	PHILADELPHIA
Nov. 30	L	1-4	Philadelphia
Dec. 2	W	7-4	Quebec
Dec. 6	W	5-3	WASHINGTON
Dec. 8	W	3-2	New Jersey
Dec. 9	L	4-6	CHICAGO
Dec. 12	W	7-5	BOSTON
Dec. 14	T	4-4*	Minnesota
Dec. 16	L	3-4	Calgary
Dec. 19	L	4-8	HARTFORD
Dec. 21	W	5-2	WASHINGTON
Dec. 23	L	6-8	NY Islanders
Dec. 26	L	3-6	Washington
Dec. 27	W	7-4	NY RANGERS
Dec. 31	W	5-4	NY Rangers
Jan. 2	L	2-5	BOSTON
Jan. 4	W	4-3	VANCOUVER
Jan. 6	W	5-3	WINNIPEG
Jan. 8	W	7-5	NY Rangers
Jan. 10	L	3-6	New Jersey
Jan. 12	W	6-4	Washington
Jan. 16	W	4-3	PHILADELPHIA
Jan. 18	T	3-3*	NY RANGERS
Jan. 23	L	2-4	NEW JERSEY
Jan. 25	W	5-3	Detroit
Jan. 27	L	3-9	NY Islanders
Jan. 28	L	2-7	Buffalo
Jan. 30	L	3-6	PHILADELPHIA
Feb. 2	W	6-3	EDMONTON
Feb. 3	L	4-8	Toronto
Feb. 6	L	7-8*	NY ISLANDERS
Feb. 8	W	7-5	WASHINGTON
Feb. 10	W	7-6	LOS ANGELES
Feb. 11	W	4-1	Philadelphia
Feb. 14	W	4-3*	NY Rangers
Feb. 16	T	3-3*	Winnipeg
Feb. 18	L	4-6	Chicago
Feb. 20	W	6-4	PHILADELPHIA
Feb. 22	W	4-3*	NY ISLANDERS
Feb. 24	L	1-11	Montreal
Feb. 26	L	2-3	Quebec
Feb. 28	W	2-1	NEW JERSEY
Mar. 2	L	5-6	New Jersey
Mar. 4	W	8-6	MINNESOTA
Mar. 6	L	3-4*	Edmonton
Mar. 7	L	3-6	Calgary
Mar. 10	L	2-8	Los Angeles
Mar. 11	L	3-5	Vancouver
Mar. 15	W	6-1	DETROIT
Mar. 17	L	2-6	MINNESOTA
Mar. 18	T	2-2*	NY Islanders
Mar. 22	L	3-5	Philadelphia
Mar. 24	T	3-3*	CALGARY
Mar. 25	L	2-4	Hartford
Mar. 27	T	3-3*	HARTFORD
Mar. 29	L	4-5	ST. LOUIS
Mar. 31	L	2-3*	BUFFALO

* = Overtime

32-40-8, 5th, Patrick Division

1990-91

highlights

"Badger" Bob Johnson is named Penguins head coach on June 12.

The Penguins win their first division title, capturing the Patrick Division crown with a 7-4 win at Detroit on Mar. 27.

The Penguins down Washington (4-1), Boston (4-2), and Minnesota (4-2) to capture their first Stanley Cup.

Mario Lemieux wins the Conn Smythe Trophy as playoff MVP.

Jaromir Jagr is named to the NHL All-Rookie Team.

transactions

June 16, 1990 - Obtained Joe Mullen from Calgary for a second round choice in the 1990 Entry Draft.

Dec. 11, 1990 - Obtained Larry Murphy and Peter Taglianetti from Minnesota for Jim Johnson and Chris Dahlquist.

Dec. 13, 1990 - Obtained Jiri Hrdina from Calgary for Jim Kyte.

Mar. 4, 1991 - Obtained Ron Francis, Ulf Samuelsson and Grant Jennings from Hartford for John Cullen, Zarley Zalapski and Jeff Parker.

scoring

PLAYERS	GP	G	A	PTS	PIM
Mark Recchi	78	40	73	113	48
John Cullen	65	31	63	94	83
Paul Coffey	76	24	69	93	128
Ron Francis	81	23	64	87	72
Kevin Stevens	80	40	46	86	133
Jaromir Jagr	80	27	30	57	42
Zarley Zalapski	66	12	36	48	59
Mario Lemieux	26	19	26	45	30
Larry Murphy	75	9	34	43	68
Bob Errey	79	20	22	42	115
Scott Young	77	17	25	42	41
Joe Mullen	47	17	22	39	6
Phil Bourque	78	20	14	34	106
Bryan Trottier	52	9	19	28	24
Ulf Samuelsson	76	4	22	26	211
Randy Gilhen	72	15	10	25	51
Jiri Hrdina	51	6	17	23	17
Paul Stanton	75	5	18	23	40
Tony Tanti	46	6	12	18	44
Troy Loney	44	7	9	16	85
Rob Brown	25	6	10	16	31
Gord Roberts	64	3	13	16	78
Barry Pederson	46	6	8	14	21
Peter Taglianetti	55	3	9	12	107
Grant Jennings	57	2	7	9	108
Jim Johnson	24	0	5	5	23
Tom Barrasso	48	0	5	5	40
Randy Hillier	31	2	2	4	32
Chris Dahlquist	22	1	2	3	30
Jaime Leach	7	2	0	2	0
Jay Caulfield	23	1	1	2	71
Jeff Daniels	11	0	2	2	2
Ken Priestley	2	0	1	1	0
Wendell Young	18	0	1	1	0
Frank Pietrangolo	25	0	1	1	24
Jim Kyte	1	0	0	0	2
Jim Paek	3	0	0	0	9
Gord Dineen	9	0	0	0	6
Bench					8

goaltending

GOALIE	W-L-T	GP	MP	GA	SO	GAA
Tom Barrasso	27-16-3	48	2754	165	1	3.59
Frank Pietrangolo	10-11-1	25	1311	86	0	3.94
Wendell Young	4-6-2	18	773	52	0	4.04
TOTALS	41-33-6	80	4843	305	1	3.78

games

DATE	RESULT	SCORE	OPPONENT
Oct. 5	W	7-4	Washington
Oct. 7	W	7-4	NEW JERSEY
Oct. 9	L	3-4	St. Louis
Oct. 11	L	1-4	Chicago
Oct. 13	W	6-4	NY Islanders
Oct. 16	L	1-5	PHILADELPHIA
Oct. 19	T	4-4*	Buffalo
Oct. 20	L	3-4	NY RANGERS
Oct. 23	L	4-5	MONTREAL
Oct. 25	W	6-3	QUEBEC
Oct. 27	L	5-7	New Jersey
Oct. 28	W	8-3	NY ISLANDERS
Oct. 30	W	6-2	Philadelphia
Nov. 3	W	3-1	NY RANGERS
Nov. 6	W	6-5	CALGARY
Nov. 8	L	2-3	ST. LOUIS
Nov. 10	T	3-3*	Boston
Nov. 13	W	4-1	Minnesota
Nov. 14	W	6-4	Winnipeg
Nov. 17	L	1-2*	Los Angeles
Nov. 21	L	4-5	PHILADELPHIA
Nov. 23	L	3-7	Washington
Nov. 24	W	3-2*	WASHINGTON
Nov. 27	L	3-7	EDMONTON
Nov. 29	L	4-6	HARTFORD
Dec. 1	L	3-6	Minnesota
Dec. 3	W	9-4	NY Rangers
Dec. 5	L	1-3	WASHINGTON
Dec. 7	T	2-2*	VANCOUVER
Dec. 8	L	1-3	Hartford
Dec. 11	L	1-4	CHICAGO
Dec. 13	W	9-5	NEW JERSEY
Dec. 14	W	4-3	Buffalo
Dec. 16	W	4-1	DETROIT
Dec. 18	W	9-2	WINNIPEG
Dec. 20	W	4-3	MINNESOTA
Dec. 22	W	4-3	NY Islanders
Dec. 23	L	3-4*	NY ISLANDERS
Dec. 26	W	7-3	Washington
Dec. 28	W	5-0	DETROIT
Dec. 29	L	3-6	Toronto
Dec. 31	W	4-3	ST. LOUIS
Jan. 3	L	5-7	NY RANGERS
Jan. 5	W	5-2	NEW JERSEY
Jan. 6	L	3-6	Montreal
Jan. 8	W	6-1	EDMONTON
Jan. 10	W	5-1	CALGARY
Jan. 15	L	4-5	Philadelphia
Jan. 17	W	6-5*	Toronto
Jan. 22	W	5-3	NEW JERSEY
Jan. 26	W	6-5	Quebec
Jan. 29	W	3-2*	WASHINGTON
Jan. 31	L	2-4	Philadelphia
Feb. 2	W	6-2	BOSTON
Feb. 3	L	3-6	Boston
Feb. 8	L	2-6	Winnipeg
Feb. 10	L	5-7	Edmonton
Feb. 14	W	5-2	NY ISLANDERS
Feb. 16	L	3-4	NY Islanders
Feb. 19	W	6-3	BUFFALO
Feb. 21	W	11-4	TORONTO
Feb. 22	L	2-5	New Jersey
Feb. 24	T	5-5*	Washington
Feb. 26	L	2-8	Los Angeles
Feb. 27	L	3-4	Vancouver
Mar. 1	L	2-6	Calgary
Mar. 5	W	4-1	VANCOUVER
Mar. 7	W	3-2	LOS ANGELES
Mar. 9	W	5-2	Hartford
Mar. 10	W	4-4*	NY Islanders
Mar. 12	T	4-4*	MONTREAL
Mar. 16	W	6-3	QUEBEC
Mar. 17	W	4-2	NY Rangers
Mar. 19	L	4-5	New Jersey
Mar. 21	W	5-4*	NY RANGERS
Mar. 23	L	5-7	CHICAGO
Mar. 26	W	3-1	Philadelphia
Mar. 27	W	7-4	Detroit
Mar. 30	T	4-4*	PHILADELPHIA
Mar. 31	L	3-6	NY Rangers

* = Overtime

41-33-6, 1st, Patrick Division

1991-92

highlights

Scott Bowman is named interim coach on Oct. 1.

The Penguins honor the late Bob Johnson in a candlelight ceremony on Nov. 27 vs. New Jersey.

Joe Mullen scores four goals in back-to-back games on Dec. 23 vs. the Islanders and Dec. 26 vs. Toronto. He is the first Penguin to do so.

Kevin Stevens sets an NHL record for points in a season by an American-born player and most points by a left wing with 123 (54+69).

The Penguins defeat Washington (4-3), the New York Rangers (4-2), Boston (4-0) and Chicago (4-0) to win their second straight Stanley Cup.

transactions

Feb. 19, 1992 - Obtained Jeff Chychrun, Brian Benning and a first round choice in the 1992 Entry Draft from Los Angeles for Paul Coffey.

Feb. 19, 1992 - Obtained Rick Tocchet, Kjell Samuelsson, Ken Wregget and a conditional draft pick from Philadelphia for Mark Recchi, Brian Benning and Los Angeles' first round choice in the 1992 Entry Draft.

scoring

PLAYERS	GP	G	A	PTS	PIM
Mario Lemieux	64	44	87	131	94
Kevin Stevens	80	54	69	123	252
Joe Mullen	77	42	45	87	30
Larry Murphy	77	21	56	77	50
Mark Recchi	58	33	37	70	78
Jaromir Jagr	70	32	37	69	34
Paul Coffey	54	10	54	64	62
Rick Tocchet	61	27	32	59	151
Ron Francis	70	21	33	54	30
Bob Errey	78	19	16	35	119
Bryan Trotter	63	11	18	29	54
Phil Bourque	58	10	16	26	58
Troy Loney	76	10	16	26	127
Gord Roberts	73	2	22	24	87
Kjell Samuelsson	74	5	11	16	110
Jiri Hrdina	56	3	13	16	16
Ulf Samuelsson	62	1	14	15	206
Ken Priestlay	50	2	8	10	4
Paul Stanton	54	2	8	10	62
Jamie Leach	38	5	4	9	8
Grant Jennings	53	4	5	9	104
Jim Paek	50	1	7	8	36
Peter Taglianetti	44	1	3	4	57
Shawn McEachern	15	0	4	4	0
Jeff Chychrun	43	0	4	4	111
Tom Barrasso	57	0	4	4	30
Ken Wregget	32	0	2	2	2
Gord Dineen	1	0	0	0	0
Glen Mulvenna	1	0	0	0	2
Todd Nelson	1	0	0	0	0
Jeff Daniels	2	0	0	0	0
Frank Pietrangolo	5	0	0	0	0
Wendell Young	18	0	0	0	0
Jay Caulfield	52	0	0	0	175
Bench					12

goaltending

GOALIE	W-L-T	GP	MP	GA	SO	GAA
Tom Barrasso	25-22-9	57	3329	196	1	3.53
Wendell Young	7-6-0	18	838	53	0	3.79
Ken Wregget	5-3-0	9	448	31	0	4.15
Frank Pietrangolo	2-1-0	5	225	20	0	5.33
TOTALS	39-32-9	80	4854	308	1	3.81

games

DATE	RESULT	SCORE	OPPONENT
Oct. 4	W	5-4	Buffalo
Oct. 6	T	2-2*	PHILADELPHIA
Oct. 10	W	6-3	Philadelphia
Oct. 12	L	1-4	New Jersey
Oct. 15	W	7-6*	NY ISLANDERS
Oct. 17	W	8-5	NY ISLANDERS
Oct. 19	L	4-5	NY RANGERS
Oct. 22	T	4-4*	CHICAGO
Oct. 24	L	2-4	NEW JERSEY
Oct. 26	L	1-4	Montreal
Oct. 29	L	0-8	WASHINGTON
Oct. 31	W	8-1	MINNESOTA
Nov. 2	L	5-6	HARTFORD
Nov. 5	T	5-5*	BOSTON
Nov. 8	W	3-1	Winnipeg
Nov. 9	W	3-2	Minnesota
Nov. 11	L	1-3	NY RANGERS
Nov. 13	W	5-4*	EDMONTON
Nov. 15	L	2-6	Washington
Nov. 18	W	7-3	Quebec
Nov. 20	W	5-2	Washington
Nov. 23	T	2-2*	PHILADELPHIA
Nov. 27	W	8-4	NY ISLANDERS
Nov. 29	W	9-3	NEW JERSEY
Nov. 30	W	5-1	Philadelphia
Dec. 3	L	3-5	PHILADELPHIA
Dec. 5	W	8-0	Edmonton
Dec. 7	L	1-6	San Jose
Dec. 10	W	5-3	St. Louis
Dec. 13	W	4-3	NY RANGERS
Dec. 14	L	2-7	New Jersey
Dec. 17	W	4-2	WASHINGTON
Dec. 19	W	10-2	SAN JOSE
Dec. 21	L	5-7	Boston
Dec. 23	L	6-3	NY RANGERS
Dec. 26	W	12-1	NY Islanders
Dec. 28	W	6-2	TORONTO
Dec. 29	W	6-3	Washington
Dec. 31	L	4-7	NY Rangers
Jan. 2	L	0-4	NEW JERSEY
Jan. 4	W	3-2	New Jersey
Jan. 7	L	2-5	WINNIPEG
Jan. 10	L	5-7	LOS ANGELES
Jan. 12	W	4-3	Calgary
Jan. 16	T	3-3*	Vancouver
Jan. 23	L	4-5*	Detroit
Jan. 25	W	5-3	BUFFALO
Jan. 26	L	4-6	NY Islanders
Jan. 28	L	0-4	Washington
Jan. 30	L	5-8	WINNIPEG
Feb. 1	W	4-1	NY ISLANDERS
Feb. 3	T	4-4*	ST. LOUIS
Feb. 5	L	3-4	NY Rangers
Feb. 8	L	3-4	LOS ANGELES
Feb. 9	L	3-6	Boston
Feb. 15	L	2-5	Minnesota
Feb. 16	T	3-3*	Philadelphia
Feb. 18	W	7-1	TORONTO
Feb. 20	T	4-4	QUEBEC
Feb. 22	L	1-2	Montreal
Feb. 25	L	3-5	Washington
Feb. 27	L	4-8	HARTFORD
Feb. 29	W	5-2	BUFFALO
Mar. 3	W	6-3	Calgary
Mar. 6	W	7-3	San Jose
Mar. 7	L	3-5	Los Angeles
Mar. 10	W	5-2	CALGARY
Mar. 12	W	6-4	NY ISLANDERS
Mar. 14	L	3-6	Toronto
Mar. 15	W	4-3	Chicago
Mar. 17	W	6-5	EDMONTON
Mar. 19	W	6-3	QUEBEC
Mar. 22	T	2-2*	Hartford
Mar. 24	L	3-4	Detroit
Mar. 26	W	7-3	VANCOUVER
Mar. 28	W	6-3	MONTREAL
Mar. 31	W	6-5	PHILADELPHIA
Apr. 13	L	1-5	New Jersey
Apr. 15	W	4-1	WASHINGTON
Apr. 16	L	1-7	NY Rangers

* - Overtime

39-32-9, 3rd, Patrick Division

1992-93

highlights

Pittsburgh starts the regular season with a 10-game unbeaten streak (8-0-2) from Oct. 6-27.

Mario Lemieux records a goal in 12 consecutive games from Oct. 6 through Nov. 1 (18 goals in all) to set a team record. Larry Murphy becomes the ninth defenseman in league history to record 800 points on Jan. 26 vs. Washington.

The Penguins set a new team record with 24 road victories on Mar. 14.

Mario Lemieux becomes the second player in team history to record back-to-back four goal games on Mar. 18 vs. Washington and Mar. 20 vs. Philadelphia.

Tom Barrasso sets a team record with 14 consecutive wins from Mar. 9 through Apr. 9.

The Penguins clinch the President's Trophy with a 5-3 win at Quebec on Apr. 3.

The Penguins set a league record for longest winning streak, recording 17 consecutive victories from Mar. 9 through Apr. 9 breaking the Islanders' record of 15 set in 1981-82.

transactions

Mar. 22, 1993 - Obtained Peter Taglianetti from Tampa Bay for a third round choice in the 1993 Entry Draft.

Mar. 22, 1993 - Obtained Mike Ramsey from Buffalo for Bob Errey.

scoring

PLAYERS	GP	G	A	PTS	PIM
Mario Lemieux	60	69	91	160	38
Kevin Stevens	72	55	56	111	177
Rick Tocchet	80	48	61	109	252
Ron Francis	84	24	76	100	68
Jaromir Jagr	81	34	60	94	61
Larry Murphy	83	22	63	85	73
Joe Mullen	72	33	37	70	14
Shawn McEachern	84	28	33	61	46
Ulf Samuelsson	77	3	26	29	249
Dave Tippett	74	6	19	25	56
Troy Loney	82	5	16	21	99
Jim Paek	77	3	15	18	64
Paul Stanton	77	4	12	16	97
Martin Straka	42	3	13	16	29
Bob Errey	54	8	6	14	76
Peter Taglianetti	72	2	12	14	184
Mike Needham	56	8	5	13	14
Mike Stapleton	78	4	9	13	10
Mike Ramsey	45	3	10	13	28
Jeff Daniels	58	5	4	9	14
Kjell Samuelsson	63	3	6	9	106
Tom Barrasso	63	0	8	8	24
Grant Jennings	58	0	5	5	65
Bryan Fogarty	12	0	4	4	4
Peter Ahola	22	0	1	1	14
Ken Wregget	25	0	1	1	6
Jamie Leach	5	0	0	0	2
Jeff Chychrun	1	0	0	0	2
Jay Caulfield	26	0	0	0	60
Bench					14

goaltending

GOALIE	W-L-T	GP	MP	GA	SO	GAA
Tom Barrasso	43-14-5	63	3702	186	4	3.01
Ken Wregget	13-7-2	25	1368	78	0	3.42
TOTALS	56-21-7	84	5083	268	5	3.16

games

DATE	RESULT	SCORE	OPPONENT
Oct. 6	T	3-3*	PHILADELPHIA
Oct. 8	W	7-3	NY ISLANDERS
Oct. 10	T	3-3*	Montreal
Oct. 13	W	6-5	BUFFALO
Oct. 15	W	5-2	MONTREAL
Oct. 17	W	7-3	Hartford
Oct. 20	W	5-1	VANCOUVER
Oct. 22	W	9-6	DETROIT
Oct. 24	W	4-3	New Jersey
Oct. 27	W	7-2	Ottawa
Oct. 29	L	4-6	St. Louis
Nov. 1	W	5-4	Tampa Bay
Nov. 3	W	2-0	NY ISLANDERS
Nov. 5	W	8-4	ST. LOUIS
Nov. 7	L	2-4	Toronto
Nov. 8	L	2-7	Chicago
Nov. 10	T	4-4*	Minnesota
Nov. 12	T	4-4*	QUEBEC
Nov. 13	L	0-8	Detroit
Nov. 17	W	4-2	BUFFALO
Nov. 20	W	4-1	New Jersey
Nov. 21	W	2-0	NEW JERSEY
Nov. 23	W	5-2	NY Rangers
Nov. 25	L	3-11	NY RANGERS
Nov. 27	L	4-6	Washington
Nov. 28	W	5-3	WASHINGTON
Dec. 1	W	7-3	NY Islanders
Dec. 3	L	3-5	Los Angeles
Dec. 5	W	9-4	San Jose
Dec. 8	W	5-2	WINNIPEG
Dec. 11	L	1-2	New Jersey
Dec. 12	W	6-5	NEW JERSEY
Dec. 15	W	6-2	PHILADELPHIA
Dec. 17	W	5-4*	Philadelphia
Dec. 19	L	3-4	NY ISLANDERS
Dec. 21	W	7-4	QUEBEC
Dec. 23	W	4-0	Philadelphia
Dec. 27	W	4-2	Buffalo
Dec. 31	T	3-3*	TORONTO
Jan. 2	W	5-2	NY RANGERS
Jan. 5	W	6-2	BOSTON
Jan. 7	L	3-6	MINNESOTA
Jan. 9	W	3-2	CALGARY
Jan. 10	L	2-3	Winnipeg
Jan. 14	L	0-7	Boston
Jan. 16	W	1-1	OTTAWA
Jan. 19	W	5-2	Vancouver
Jan. 22	L	1-2	Edmonton
Jan. 23	W	4-3	Calgary
Jan. 26	W	6-3	WASHINGTON
Jan. 28	L	2-5	NY ISLANDERS
Jan. 30	W	4-2	PHILADELPHIA
Jan. 31	T	2-2*	Washington
Feb. 8	W	4-0	BOSTON
Feb. 10	W	3-0	NY Rangers
Feb. 13	W	4-1	CHICAGO
Feb. 14	L	4-7	Buffalo
Feb. 18	L	4-5	EDMONTON
Feb. 21	W	4-3	NY Islanders
Feb. 23	L	1-3	Hartford
Feb. 25	L	1-2	NEW JERSEY
Feb. 27	T	3-3*	Ottawa
Feb. 28	W	4-2	TAMPA BAY
Mar. 2	W	4-5	Washington
Mar. 5	L	1-3	Philadelphia
Mar. 9	W	3-2	NY Rangers
Mar. 11	W	4-3*	BOSTON
Mar. 14	W	3-2	LOS ANGELES
Mar. 18	W	10-2	NY Islanders
Mar. 20	W	9-3	WASHINGTON
Mar. 21	W	6-4	PHILADELPHIA
Mar. 23	W	7-2	Edmonton
Mar. 25	W	4-3	SAN JOSE
Mar. 27	W	5-3	NEW JERSEY
Mar. 28	W	4-1	Boston
Mar. 30	W	6-4	Washington
Apr. 1	W	10-2	OTTAWA
Apr. 3	W	5-3	HARTFORD
Apr. 4	W	5-2	Quebec
Apr. 7	W	4-3*	New Jersey
Apr. 9	W	10-4	MONTREAL
Apr. 10	W	4-2	NY Rangers
Apr. 14	T	6-6*	NY RANGERS

* - Overtime

56-21-7, 1st, Patrick Division

1993-94

highlights

Ed Johnston named head coach and Bryan Trottier named assistant coach on June 22.
 Ron Francis records his 1,000th point on Oct. 28 vs. Quebec.
 Ed Johnston sets the club record with his 96th career coaching victory on Dec. 21 vs. Tampa Bay.
 Bryan Trottier records his 900th career assist on Jan. 3 at Ottawa.
 Tom Barrasso sets the record for most wins by an American-born goaltender with his 253rd victory on Feb. 15 vs. Winnipeg.
 A pair of milestones. Mario Lemieux records his 1200th career point and Larry Murphy records his 900th career point on Mar. 26 at Calgary.
 The Penguins clinch the first-ever Northeast Division title on Apr. 11 with a 4-0 win at Ottawa.

transactions

Aug. 27, 1993 - Obtained Marty McSorley from Los Angeles for Shawn McEachern.
Feb. 15, 1994 - Obtained Shawn McEachern and Tomas Sandstrom from Los Angeles for Marty McSorley and Jim Paek.
Mar. 21, 1994 - Obtained Jim McKenzie from Dallas for Mike Needham.

scoring

PLAYERS	GP	G	A	PTS	PIM
Jaromir Jagr	80	32	67	99	61
Ron Francis	82	27	66	93	62
Kevin Stevens	83	41	47	88	155
Larry Murphy	84	17	56	73	44
Joe Mullen	84	38	32	70	41
Martin Straka	84	30	34	64	24
Tomas Sandstrom	78	23	35	58	83
Doug Brown	77	18	37	55	18
Shawn McEachern	76	20	22	42	34
Rick Tocchet	51	14	26	40	134
Mario Lemieux	22	17	20	37	32
Greg Hawgood	64	6	28	34	36
Ulf Samuelsson	80	5	24	29	199
Marty McSorley	47	3	18	21	139
Bryan Trottier	41	4	11	15	36
Peter Taglianetti	60	2	12	14	142
Kjell Samuelsson	59	5	8	13	118
Mike Stapleton	58	7	4	11	18
Markus Naslund	71	4	7	11	27
Greg Brown	36	3	8	11	28
Jeff Daniels	63	3	5	8	20
Jim McKenzie	71	3	5	8	146
Grant Jennings	61	2	4	6	126
Ed Patterson	27	3	1	4	10
Mike Ramsey	65	2	2	4	22
Jim Paek	41	0	4	4	8
Pat Neaton	12	1	1	2	12
Larry DePalma	7	1	0	1	5
Mike Needham	25	1	0	1	2
Ken Wregget	42	0	1	1	8
Tom Barrasso	44	0	1	1	42
Chris Tamer	12	0	0	0	9
Greg Andrusak	3	0	0	0	2
Justin Duberman	4	0	0	0	0
Ladislav Karabin	9	0	0	0	2
Rob Dopson	2	0	0	0	0
Roberto Romano	2	0	0	0	0
Bench					20

goaltending

GOALIE	W-L-T	GP	MP	GA	SO	GAA
Roberto Romano	1-0-1	2	125	3	0	1.44
Tom Barrasso	22-15-5	44	2482	139	2	2.26
Ken Wregget	21-12-7	42	2456	138	1	3.37
Rob Dopson	0-0-0	2	45	3	0	4.00
TOTALS	44-27-13	84	5118	285	3	3.34

games

DATE	RESULT	SCORE	OPPONENT
Oct. 5	L	3-4	Philadelphia
Oct. 7	W	2-1	MONTREAL
Oct. 9	W	3-2	NY RANGERS
Oct. 10	L	4-7	Quebec
Oct. 12	W	2-1	Florida
Oct. 14	L	2-3	Tampa Bay
Oct. 16	W	5-3	HARTFORD
Oct. 19	W	3-2	NY Islanders
Oct. 22	W	4-2	Buffalo
Oct. 23	T	3-3*	ST. LOUIS
Oct. 28	L	3-7	QUEBEC
Oct. 30	W	4-3	CHICAGO
Nov. 2	T	3-3*	San Jose
Nov. 3	W	6-2	BUFFALO
Nov. 6	L	3-8	Los Angeles
Nov. 7	W	5-4	Anaheim
Nov. 9	T	3-3*	St. Louis
Nov. 11	L	1-4	Chicago
Nov. 13	L	3-7	DETROIT
Nov. 16	W	11-5	PHILADELPHIA
Nov. 18	W	3-2	WASHINGTON
Nov. 20	T	2-2*	Montreal
Nov. 24	W	7-3	BOSTON
Nov. 26	T	4-4*	Washington
Nov. 27	T	2-2*	OTTAWA
Dec. 2	T	2-2*	NEW JERSEY
Dec. 4	W	7-6*	Hartford
Dec. 8	L	2-3	Dallas
Dec. 11	W	6-3	Tampa Bay
Dec. 14	W	4-2	LOS ANGELES
Dec. 16	W	2-1	BUFFALO
Dec. 19	L	3-6	NY ISLANDERS
Dec. 21	W	8-3	TAMPA BAY
Dec. 23	W	4-3	Boston
Dec. 26	L	3-7	Washington
Dec. 28	T	4-4*	PHILADELPHIA
Dec. 31	L	4-5	QUEBEC
Jan. 2	L	2-7	Hartford
Jan. 3	W	4-1	Ottawa
Jan. 7	W	4-3*	Buffalo
Jan. 8	T	2-2*	CALGARY
Jan. 11	W	5-4*	BOSTON
Jan. 13	T	2-2*	FLORIDA
Jan. 15	W	4-3	EDMONTON
Jan. 18	L	3-6	Quebec
Jan. 25	W	4-2	OTTAWA
Jan. 27	W	3-1	QUEBEC
Jan. 29	T	4-4*	Toronto
Jan. 31	L	3-5	NY RANGERS
Feb. 1	W	2-1	FLORIDA
Feb. 4	W	6-3	Detroit
Feb. 5	L	3-7	New Jersey
Feb. 7	L	1-4	MONTREAL
Feb. 10	L	3-5	NY ISLANDERS
Feb. 12	L	3-9	DALLAS
Feb. 13	W	3-0	Philadelphia
Feb. 15	W	5-3	WINNIPEG
Feb. 17	W	6-4	HARTFORD
Feb. 19	L	1-4	Montreal
Feb. 21	L	3-4*	NY Rangers
Feb. 24	T	2-2*	ANAHEIM
Feb. 26	W	4-3	BUFFALO
Feb. 28	W	4-3	Florida
Mar. 4	L	1-2	Buffalo
Mar. 6	W	5-3	Winnipeg
Mar. 8	W	7-3	BOSTON
Mar. 10	L	2-4	TORONTO
Mar. 12	W	6-2	NY RANGERS
Mar. 13	W	3-2	Hartford
Mar. 15	L	4-5*	WASHINGTON
Mar. 17	W	4-2	Boston
Mar. 19	W	5-4	VANCOUVER
Mar. 20	W	2-1	NY Islanders
Mar. 22	T	2-2*	SAN JOSE
Mar. 24	W	5-1	OTTAWA
Mar. 26	L	3-5	Calgary
Mar. 27	L	3-5	Edmonton
Mar. 30	W	3-1	Vancouver
Apr. 3	W	6-2	BOSTON
Apr. 4	W	2-1	TAMPA BAY
Apr. 6	W	3-1	NEW JERSEY
Apr. 8	L	2-7	New Jersey
Apr. 9	L	1-9	Montreal
Apr. 11	W	4-1	Ottawa

* - Overtime

1994-95

highlights

Joe Mullen becomes the first American-born player to record 1,000 career points with an assist on Feb. 7 vs. Florida.
 Jaromir Jagr becomes the first European-trained player to win the Art Ross Trophy on May 3.
 Ron Francis records a league-best plus-30 rating.
 Ron Francis becomes the first Penguin to win the Selke Trophy and the second to win the Lady Byng.
 Jaromir Jagr is named to the First All-Star team and Larry Murphy is named to the Second team.

transactions

Feb. 16, 1995 - Acquired Wendell Young from Tampa Bay for future considerations.
Apr. 7, 1995 - Obtained Norm Maciver and Troy Murray from Ottawa for Martin Straka.
Apr. 7, 1995 - Acquired Drake Berehowsky from Toronto for Grant Jennings.

scoring

PLAYERS	GP	G	A	PTS	PIM
Jaromir Jagr	48	32	38	70	37
Ron Francis	44	11	48	59	18
Tomas Sandstrom	47	21	23	44	42
Luc Robitaille	46	23	19	42	37
Larry Murphy	48	13	25	38	18
Joe Mullen	45	16	21	37	6
John Cullen	46	13	24	37	66
Kevin Stevens	27	15	12	27	51
Shawn McEachern	44	13	13	26	22
Norm Maciver	41	4	16	20	16
Troy Murray	46	4	12	16	39
Martin Straka	31	4	12	16	16
Ulf Samuelsson	44	1	15	16	113
Chris Joseph	33	5	10	15	46
Len Barrie	48	3	11	14	66
Mike Hudson	40	2	9	11	34
Kjell Samuelsson	41	1	6	7	54
Greg Hawgood	21	1	4	5	25
Markus Naslund	14	2	2	4	2
Greg Andrusak	7	0	4	4	6
Grant Jennings	25	0	4	4	36
Jim McKenzie	39	2	1	3	63
Chris Tamer	36	2	0	2	82
Drake Berehowsky	29	0	2	2	28
Francois Leroux	40	0	2	2	114
Rusty Fitzgerald	4	1	0	1	0
Richard Park	1	0	1	1	2
Peter Taglianetti	13	0	1	1	12
Jeff Christian	1	0	0	0	0
Philippe DeRouville	1	0	0	0	0
Tom Barrasso	2	0	0	0	0
Wendell Young	10	0	0	0	2
Ken Wregget	38	0	0	0	14
Bench					10

goaltending

GOALIE	W-L-T	GP	MP	GA	SO	GAA
Phil. DeRouville	1-0-0	1	60	3	0	3.00
Ken Wregget	25-9-2	38	2208	118	0	3.21
Wendell Young	3-6-0	10	497	27	0	3.26
Tom Barrasso	0-1-1	2	125	8	0	3.84
TOTALS	29-16-3	48	2901	158	0	3.27

games

DATE	RESULT	SCORE	OPPONENT
Jan. 20	W	5-3	Tampa Bay
Jan. 23	W	6-5	Florida
Jan. 25	W	3-2	NY RANGERS
Jan. 27	W	5-4	OTTAWA
Jan. 29	W	4-1	Washington
Feb. 1	W	4-3	NY RANGERS
Feb. 4	W	6-3	TAMPA BAY
Feb. 5	T	3-3*	New Jersey
Feb. 7	W	7-3	FLORIDA
Feb. 9	W	5-2	NY Islanders
Feb. 11	W	3-1	MONTREAL
Feb. 14	W	5-3	BOSTON
Feb. 16	W	5-2	HARTFORD
Feb. 18	L	2-4	Hartford
Feb. 19	T	3-3*	BUFFALO
Feb. 21	W	5-4	QUEBEC
Feb. 24	L	2-4	TAMPA BAY
Feb. 25	L	1-3	NY Islanders
Feb. 27	W	7-5	Quebec
Mar. 2	L	3-6	Buffalo
Mar. 4	W	4-3*	Boston
Mar. 5	L	2-6	Philadelphia
Mar. 7	L	4-5	QUEBEC
Mar. 9	W	4-2	NY ISLANDERS
Mar. 11	W	6-2	BUFFALO
Mar. 13	W	4-2	MONTREAL
Mar. 15	L	5-8	Montreal
Mar. 16	L	2-3	Quebec
Mar. 19	W	4-3	Ottawa
Mar. 21	W	3-2	Buffalo
Mar. 24	W	5-2	NEW JERSEY
Mar. 26	L	0-2	Florida
Mar. 28	W	6-3	NY ISLANDERS
Apr. 1	W	3-2	PHILADELPHIA
Apr. 5	L	4-8	HARTFORD
Apr. 8	L	1-2	Montreal
Apr. 10	W	4-3	Ottawa
Apr. 11	W	3-1	WASHINGTON
Apr. 15	W	5-2	OTTAWA
Apr. 16	L	3-4*	Philadelphia
Apr. 18	W	6-5	NY RANGERS
Apr. 22	L	1-2	WASHINGTON
Apr. 23	W	4-2	Hartford
Apr. 26	T	3-3*	New Jersey
Apr. 28	W	4-1	BOSTON
Apr. 30	L	2-5	Boston
May 2	L	2-7	Washington
May 5	L	3-4	FLORIDA

* - Overtime

highlights

Mario Lemieux returns to the Pittsburgh lineup after a one year leave of absence for medical reasons.

Mario Lemieux records his 500th career goal on Oct. 28 at the Islanders, becoming the second-fastest to reach the mark.

Ron Francis records his 1,200th career point on Dec. 26 at Buffalo.

Mario Lemieux records five goals in a game against St. Louis on Mar. 26.

Jaromir Jagr sets NHL records for points (149) and assists (87) in a season by a right wing.

transactions

Aug. 2, 1995 - Obtained Bryan Smolinski, Glen Murray and Boston's third round choice in the 1996 Entry Draft for Kevin Stevens and Shawn McEachern.

Mar. 20, 1996 - Obtained J.J. Daigneault from St. Louis for an eighth round choice in the 1996 Entry Draft.

Mar. 20, 1996 - Obtained Alek Stojanov from Vancouver for Markus Naslund.

scoring

PLAYERS	GP	G	A	PTS	PIM
Mario Lemieux	70	69	92	161	54
Jaromir Jagr	82	62	87	149	96
Ron Francis	77	27	92	119	56
Petr Nedved	80	45	54	99	68
Tomas Sandstrom	58	35	35	70	69
Sergei Zubov	64	11	55	66	22
Bryan Smolinski	81	24	40	64	69
Kevin Miller	81	28	25	53	45
Markus Naslund	66	19	33	52	36
Dmitri Mironov	72	3	31	34	88
Glen Murray	69	14	15	29	57
Norm Maciver	32	2	21	23	32
Chris Joseph	70	5	14	19	71
Neil Wilkinson	62	3	14	17	120
Dave Roche	71	7	7	14	130
Chris Tamer	70	4	10	14	153
J.J. Daigneault	57	4	7	11	53
Francois Leroux	66	2	9	11	161
Joe Dziedzic	69	5	5	10	68
Richard Park	56	4	6	10	36
Dave McLwain	19	2	5	7	6
Brad Lauer	21	4	1	5	6
Corey Foster	11	2	2	4	2
Chris Wells	54	2	2	4	59
Rusty Fitzgerald	21	1	2	3	12
Tom Barrasso	49	0	3	3	18
Ian Moran	51	1	1	2	47
Alek Stojanov	68	1	1	2	130
Ed Patterson	35	0	2	2	38
Ken Wregget	37	0	2	2	8
Drake Berehowsky	1	0	0	0	0
Greg Andrusak	2	0	0	0	0
Stefan Bergkvist	2	0	0	0	2
Jeff Christian	3	0	0	0	2
Len Barrie	5	0	0	0	18
Peter Allen	8	0	0	0	8
Bench					12

goaltending

GOALIE	W-L-T	GP	MP	GA	SO	GAA
Ken Wregget	20-13-2	37	2132	115	3	3.24
Tom Barrasso	29-16-2	49	2799	160	2	3.43
TOTALS	49-29-4	82	4948	284	5	3.44

games

DATE	RESULT	SCORE	OPPONENT
Oct. 7	W	8-3	TORONTO
Oct. 9	T	6-6*	Colorado
Oct. 12	L	1-5	Chicago
Oct. 14	W	5-2	ANAHEIM
Oct. 20	T	2-2*	Hartford
Oct. 21	L	2-3*	LOS ANGELES
Oct. 26	W	7-5	NY Islanders
Oct. 28	W	5-3	New Jersey
Nov. 1	W	10-0	TAMPA BAY
Nov. 3	T	3-3*	Buffalo
Nov. 4	W	7-4	PHILADELPHIA
Nov. 8	W	7-1	Ottawa
Nov. 10	W	9-1	San Jose
Nov. 11	L	2-3	Los Angeles
Nov. 14	W	4-2	DALLAS
Nov. 17	W	3-2*	Washington
Nov. 18	W	3-0	WASHINGTON
Nov. 21	L	4-9	NY Rangers
Nov. 22	L	3-4	NY RANGERS
Nov. 25	W	5-3	BUFFALO
Nov. 28	W	7-2	OTTAWA
Nov. 30	W	9-6	Boston
Dec. 1	W	2-1	FLORIDA
Dec. 3	W	5-4	Tampa Bay
Dec. 5	W	6-5	NY Islanders
Dec. 7	W	7-5	MONTREAL
Dec. 9	W	6-0	HARTFORD
Dec. 13	L	3-6	Anaheim
Dec. 15	W	5-1	Dallas
Dec. 17	L	5-6	Philadelphia
Dec. 19	W	7-1	CALGARY
Dec. 22	L	2-4	MONTREAL
Dec. 23	L	0-1	Montreal
Dec. 26	W	6-3	BUFFALO
Dec. 28	W	9-4	HARTFORD
Dec. 30	W	6-5	FLORIDA
Jan. 1	L	2-4	Washington
Jan. 3	W	4-1	OTTAWA
Jan. 5	W	5-0	MONTREAL
Jan. 6	L	2-3	St. Louis
Jan. 8	W	8-5	VANCOUVER
Jan. 12	L	5-6	MONTREAL
Jan. 13	L	8-10	SAN JOSE
Jan. 16	L	2-5	COLORADO
Jan. 17	W	1-0	Buffalo
Jan. 22	W	7-6*	BOSTON
Jan. 24	W	4-3	Ottawa
Jan. 27	W	7-4	PHILADELPHIA
Jan. 29	L	1-2	Florida
Jan. 31	L	1-4	Tampa Bay
Feb. 3	L	0-3	Detroit
Feb. 6	W	6-5	BOSTON
Feb. 7	T	1-1*	New Jersey
Feb. 10	W	6-3	CHICAGO
Feb. 12	L	1-4	Toronto
Feb. 16	W	1-0	Winnipeg
Feb. 18	W	4-3*	NY RANGERS
Feb. 21	L	3-6	Buffalo
Feb. 23	W	5-4	HARTFORD
Feb. 24	L	3-7	Montreal
Feb. 27	W	7-4	Vancouver
Feb. 29	L	3-7	Calgary
Mar. 1	W	5-4	Edmonton
Mar. 5	W	9-4	WINNIPEG
Mar. 7	W	5-1	OTTAWA
Mar. 9	L	3-4*	NEW JERSEY
Mar. 13	L	2-3	Hartford
Mar. 14	L	2-4	Boston
Mar. 16	W	4-2	NY ISLANDERS
Mar. 21	W	5-4	EDMONTON
Mar. 23	L	5-7	BUFFALO
Mar. 24	W	8-2	NY Rangers
Mar. 26	W	8-4	ST. LOUIS
Mar. 28	W	3-2	Florida
Mar. 30	W	2-1	NEW JERSEY
Mar. 31	L	1-4	Philadelphia
Apr. 4	W	4-2	WASHINGTON
Apr. 6	W	2-1	TAMPABAY
Apr. 8	L	4-5	Hartford
Apr. 10	L	2-6	NY ISLANDERS
Apr. 11	W	5-3	Ottawa
Apr. 14	L	5-6	Boston

* - Overtime

49-29-4, 1st, Northeast Division

highlights

Mario Lemieux becomes the ninth player to record 1,400 points on Nov. 30 vs. Boston.

Jaromir Jagr records his 600th point on Jan. 4 vs. Tampa Bay.

Mario Lemieux ties the NHL record for goals in a period with four against Montreal on Jan. 26.

Mario Lemieux scores his 600th career goal on Feb. 4 vs. Vancouver.

Joe Mullen becomes the first American-born player to record 500 goals on Mar. 14 at Colorado.

Ron Francis records his 400th career goal on Mar. 29 vs. Los Angeles.

Patrick Lalime sets the NHL record for longest unbeaten streak from the beginning of a career by going 14-0-2.

transactions

June 22, 1996 - Obtained Kevin Hatcher from Dallas for Sergei Zubov.

Nov. 17, 1996 - Obtained Darius Kasparaitis and Andreas Johansson from NY Islanders for Bryan Smolinski.

Nov. 19, 1996 - Obtained Stu Barnes and Jason Woolley from Florida for Chris Wells.

Mar. 18, 1997 - Obtained Eddie Olczyk from Los Angeles for Glen Murray.

scoring

PLAYERS	GP	G	A	PTS	PIM
Mario Lemieux	76	50	72	122	65
Jaromir Jagr	63	47	48	95	40
Ron Francis	81	27	63	90	20
Petr Nedved	74	33	38	71	66
Eddie Olczyk	79	25	30	55	51
Kevin Hatcher	80	15	39	54	103
Stu Barnes	81	19	30	49	26
Fredrik Olausson	71	9	29	38	32
Jason Woolley	60	6	30	36	30
Greg Johnson	75	13	19	32	26
Alex Hicks	73	7	21	28	90
Tomas Sandstrom	40	9	15	24	33
Darius Kasparaitis	75	2	21	23	100
Joe Mullen	54	7	15	22	4
Glen Murray	66	11	11	22	24
Garry Valk	70	10	11	21	78
Joe Dziedzic	59	9	9	18	63
J.J. Daigneault	53	3	14	17	36
Roman Oksjuta	35	6	7	13	26
Andreas Johansson	42	4	9	13	20
Dave Roche	61	5	5	10	155
Ian Moran	36	4	5	9	22
Petr Klima	17	1	7	8	6
Dmitri Mironov	15	1	5	6	24
Chris Tamer	45	2	4	6	131
Alek Stojanov	35	1	4	5	79
Josef Beranek	8	3	1	4	4
Jeff Christian	11	2	2	4	13
Tyler Wright	45	2	2	4	70
Craig Muni	64	0	4	4	36
Dan Quinn	16	0	3	3	10
Francois Leroux	59	0	3	3	81
Ken Wregget	46	0	1	1	6
Domenic Pittis	1	0	0	0	0
Richard Park	1	0	0	0	0
Philippe Derouville	2	0	0	0	0
Tom Barrasso	5	0	0	0	0
Stefan Bergkvist	5	0	0	0	7
Ed Patterson	6	0	0	0	8
Shawn Antoski	13	0	0	0	49
Neil Wilkinson	23	0	0	0	36
Patrick Lalime	39	0	0	0	0

goaltending

GOALIE	W-L-T	GP	MP	GA	SO	GAA
Patrick Lalime	21-12-2	39	2058	101	3	2.94
Phil. DeRuville	0-2-0	2	111	6	0	3.24
Ken Wregget	17-17-6	46	2514	136	2	3.25
Tom Barrasso	0-5-0	5	270	26	0	5.78
TOTALS	38-36-8	82	4969	280	5	3.38

games

DATE	RESULT	SCORE	OPPONENT
Oct. 5	L	3-4*	TAMPA BAY
Oct. 8	L	3-7	Hartford
Oct. 11	L	2-3	Ottawa
Oct. 12	W	3-2	OTTAWA
Oct. 16	L	1-8	NY Rangers
Oct. 17	L	1-4	Buffalo
Oct. 19	W	2-1	WASHINGTON
Oct. 22	L	2-5	Edmonton
Oct. 24	L	5-7	Calgary
Oct. 26	L	1-2	Vancouver
Nov. 1	L	2-4	Washington
Nov. 2	W	7-3	OTTAWA
Nov. 6	W	5-2*	EDMONTON
Nov. 8	T	5-5*	Tampa Bay
Nov. 9	L	2-4	Florida
Nov. 12	W	3-0	BUFFALO
Nov. 14	L	1-2*	Boston
Nov. 16	L	3-8	NY RANGERS
Nov. 19	W	4-2	ST. LOUIS
Nov. 21	L	3-7	Philadelphia
Nov. 22	W	7-1	Hartford
Nov. 27	T	2-2*	MONTREAL
Nov. 30	W	6-2	BOSTON
Dec. 3	T	4-4*	HARTFORD
Dec. 4	W	4-2	Ottawa
Dec. 6	W	5-3	Washington
Dec. 7	W	5-3	ANAHEIM
Dec. 10	W	5-3	Los Angeles
Dec. 11	W	7-3	Anaheim
Dec. 13	W	4-0	San Jose
Dec. 15	L	1-2	Chicago
Dec. 17	L	4-6	BOSTON
Dec. 19	W	4-0	St. Louis
Dec. 21	W	3-1	SAN JOSE
Dec. 23	W	6-5	Toronto
Dec. 26	T	3-3*	MONTREAL
Dec. 28	W	2-0	BUFFALO
Dec. 30	W	5-3	WASHINGTON
Jan. 2	W	6-1	New Jersey
Jan. 4	W	7-3	TAMPA BAY
Jan. 7	W	5-3	NY Islanders
Jan. 10	W	5-2	NY ISLANDERS
Jan. 11	T	3-3*	Ottawa
Jan. 14	W	3-1	DALLAS
Jan. 15	W	3-0	Hartford
Jan. 21	W	4-2	CALGARY
Jan. 23	L	3-4*	COLORADO
Jan. 25	L	4-7	NY RANGERS
Jan. 26	W	5-2	Montreal
Jan. 29	L	1-3	Buffalo
Feb. 1	W	4-1	PHOENIX
Feb. 4	W	6-4	VANCOUVER
Feb. 5	W	6-3	Montreal
Feb. 8	L	5-6*	DETROIT
Feb. 12	L	1-5	NY ISLANDERS
Feb. 15	L	1-5	Philadelphia
Feb. 16	L	2-6	PHILADELPHIA
Feb. 18	W	4-2	FLORIDA
Feb. 22	L	2-4	CHICAGO
Feb. 23	L	1-5	NY Islanders
Feb. 27	L	1-4	Detroit
Mar. 1	L	3-6	New Jersey
Mar. 4	L	1-3	NEW JERSEY
Mar. 5	L	2-4	Buffalo
Mar. 8	W	3-2*	PHILADELPHIA
Mar. 10	T	2-2*	MONTREAL
Mar. 12	T	5-5*	Phoenix
Mar. 14	L	3-6	Colorado
Mar. 16	L	2-6	Dallas
Mar. 18	W	5-3	BUFFALO
Mar. 20	W	6-3	TORONTO
Mar. 22	L	2-3	NEW JERSEY
Mar. 24	L	0-3	NY Rangers
Mar. 26	L	5-8	Montreal
Mar. 29	W	4-1	LOS ANGELES
Mar. 31	W	4-3	FLORIDA
Apr. 3	T	5-5*	HARTFORD
Apr. 5	W	5-2	OTTAWA
Apr. 8	W	3-1	BOSTON
Apr. 10	L	3-4	Tampa Bay
Apr. 11	L	2-4	Florida
Apr. 13	L	3-7	Boston

1997-98

highlights

Tom Barrasso records his 300th career victory at Florida on Oct. 19.

Ron Francis records his 1,400th career point on Jan. 29 at Boston.

Nine Penguins represent their countries at the 1998 Winter Olympics in Nagano, Japan, with seven bringing home medals.

Ken Wregget records his 200th career victory on Mar. 7 vs. Philadelphia.

Ron Francis records his 1,000th career assist on Mar. 21 vs. Philadelphia.

Jaromir Jagr records his 300th goal on Apr. 15 vs. Tampa Bay.

Jaromir Jagr captures his second Art Ross Trophy with 102 points.

transactions

Aug. 12, 1997 - Obtain Jiri Slegr from Edmonton for a third round choice in the 1998 Entry Draft.

Oct. 22, 1997 - Obtained Tuomas Gronman from Chicago for Greg Johnson.

Mar. 24, 1998 - Obtained Sean Pronger from Anaheim for the rights to Patrick Lalime.

scoring

PLAYERS	GP	G	A	PTS	PIM
Jaromir Jagr	77	35	67	102	64
Ron Francis	81	25	62	87	20
Stu Barnes	78	30	35	65	30
Kevin Hatcher	74	19	29	48	66
Martin Straka	75	19	23	42	28
Rob Brown	82	15	25	40	59
Fredrik Olausson	76	6	27	33	42
Aleksey Morozov	76	13	13	26	8
Eddie Olczyk	56	11	11	22	35
Robert Lang	54	9	13	22	16
Sean Pronger	67	6	15	21	32
Alex Hicks	58	7	13	20	54
Brad Werenka	71	3	15	18	46
Jiri Slegr	73	5	12	17	109
Andreas Johansson	50	5	10	15	20
Darius Kasparaitis	61	4	8	12	127
Robert Dome	30	5	2	7	12
Chris Ferraro	46	3	4	7	43
Peter Ferraro	29	3	4	7	12
Tyler Wright	82	3	4	7	112
Ian Moran	37	1	6	7	19
Chris Tamer	79	0	7	7	181
Neil Wilkinson	34	2	4	6	24
Garry Valk	39	2	1	3	33
Tuomas Gronman	22	1	2	3	25
Tom Barrasso	63	0	2	2	14
Greg Johnson	5	1	0	1	2
Peter Skudra	17	0	1	1	2
Sven Butenschoen	6	0	0	0	6
Ken Wregget	15	0	0	0	6

goaltending

GOALIE	W-L-T	GP	MP	GA	SO	GAA
Peter Skudra	6-4-3	17	851	26	0	1.83
Tom Barrasso	31-14-13	63	3542	122	7	2.07
Ken Wregget	3-6-2	15	611	28	0	2.75
TOTALS	40-24-18	82	5022	188	7	2.25

games

DATE	RESULT	SCORE	OPPONENT
Oct. 1	T	3-3*	LOS ANGELES
Oct. 3	W	4-3	Carolina
Oct. 4	L	3-5	FLORIDA
Oct. 8	L	0-3	MONTREAL
Oct. 9	L	1-3	Philadelphia
Oct. 11	W	4-1	CAROLINA
Oct. 14	W	1-0	NY Rangers
Oct. 15	T	1-1*	Montreal
Oct. 17	W	4-1	Tampa Bay
Oct. 19	W	4-1	Florida
Oct. 22	W	5-2	San Jose
Oct. 24	L	3-4	Edmonton
Oct. 25	W	3-2*	Vancouver
Oct. 28	L	3-6	Calgary
Nov. 1	W	7-6*	VANCOUVER
Nov. 2	L	1-3	Chicago
Nov. 5	L	2-5	DALLAS
Nov. 7	T	1-1*	Detroit
Nov. 8	T	2-2*	BUFFALO
Nov. 12	L	1-4	WASHINGTON
Nov. 14	L	1-3	NY Rangers
Nov. 15	W	5-0	Toronto
Nov. 19	T	3-3*	BOSTON
Nov. 20	W	2-0	Ottawa
Nov. 22	W	4-3*	NY RANGERS
Nov. 24	W	5-1	BUFFALO
Nov. 26	W	3-2	CAROLINA
Nov. 29	W	6-3	MONTREAL
Dec. 1	W	1-0	Montreal
Dec. 4	L	0-4	NEW JERSEY
Dec. 6	W	5-2	ANAHEIM
Dec. 9	W	2-1	Los Angeles
Dec. 10	W	3-0	Anaheim
Dec. 12	T	2-2*	Phoenix
Dec. 16	T	1-1*	TAMPA BAY
Dec. 19	T	3-3*	Colorado
Dec. 20	L	1-4	St. Louis
Dec. 26	W	4-1	Washington
Dec. 27	L	0-1	MONTREAL
Dec. 29	W	5-1	NY ISLANDERS
Dec. 31	W	3-2	CAROLINA
Jan. 3	L	4-5*	COLORADO
Jan. 6	L	4-2	NY ISLANDERS
Jan. 7	L	1-3	New Jersey
Jan. 10	W	4-1	NEW JERSEY
Jan. 12	W	4-1	Carolina
Jan. 14	L	2-5	Boston
Jan. 20	T	0-0*	OTTAWA
Jan. 22	W	3-2	New Jersey
Jan. 24	W	4-2	BOSTON
Jan. 26	W	4-2	ST. LOUIS
Jan. 28	T	2-2*	Washington
Jan. 29	W	4-2	Boston
Jan. 31	W	4-2	TROIT
Feb. 2	L	2-4	NY ISLANDERS
Feb. 4	T	2-2*	WASHINGTON
Feb. 6	T	2-2*	Buffalo
Feb. 7	T	2-2*	Ottawa
Feb. 25	W	6-2	Montreal
Feb. 28	L	2-6	Boston
Mar. 2	W	3-1	TORONTO
Mar. 5	T	2-2*	CHICAGO
Mar. 7	W	6-4	PHILADELPHIA
Mar. 8	L	3-4*	Philadelphia
Mar. 11	W	4-1	CALGARY
Mar. 14	W	2-1	BUFFALO
Mar. 15	L	0-3	Buffalo
Mar. 18	W	4-2	EDMONTON
Mar. 21	W	4-3	PHILADELPHIA
Mar. 22	T	0-0*	Dallas
Mar. 26	L	3-4	NY ISLANDERS
Mar. 28	T	2-2*	NY RANGERS
Mar. 29	T	1-1*	OTTAWA
Apr. 1	L	2-3	SAN JOSE
Apr. 4	W	4-1	Tampa Bay
Apr. 5	L	1-3	Florida
Apr. 7	L	1-2	PHOENIX
Apr. 9	L	1-4	Ottawa
Apr. 11	T	3-3*	FLORIDA
Apr. 15	W	5-1	TAMPA BAY
Apr. 16	W	4-1	Carolina
Apr. 18	W	5-2	BOSTON

* - Overtime

1998-99

highlights

Jaromir Jagr records his 800th career point Jan. 31 at Montreal.

Penguins win five consecutive overtime games for the first time in club history and lead the NHL with 28 overtime points.

Penguins win ten games in a row, Jan. 28-Feb. 15, the second longest winning streak in team history.

Tom Barrasso, Peter Skudra and Jean-Sebastien Aubin all record shutouts, making it the first time in club history that three different goalies record shutouts in one season.

Jaromir Jagr captures his first Hart Trophy as league MVP. Jagr also wins his third Art Ross Trophy as the league's leading scorer.

transactions

June 17, 1998 - Obtained German Titov and Todd Hlushko from Calgary for Ken Wregget and Dave Roche.

Nov. 25, 1998 - Obtained Alexei Kovalev, Harry York and future considerations acquired from New York Rangers for Petr Nedved, Chris Tamer and Sean Pronger.

Mar. 11, 1999 - Obtained Matthew Barnaby from Buffalo for Stu Barnes.

scoring

PLAYERS	GP	G	A	PTS	PIM
Jaromir Jagr	81	44	83	127	66
Martin Straka	80	35	48	83	26
German Titov	72	11	45	56	34
Alexei Kovalev	77	23	30	53	49
Robert Lang	72	21	23	44	24
Kip Miller	77	19	23	42	22
Jan Hrdina	82	13	29	42	40
Kevin Hatcher	66	11	27	38	24
Stu Barnes	64	20	12	32	20
Rob Brown	58	13	11	24	16
Brad Werenka	81	6	18	24	93
Jiri Slegr	63	3	20	23	86
Matthew Barnaby	62	6	16	22	177
Aleksey Morozov	67	9	10	19	14
Dan Kesa	67	2	8	10	27
Bobby Dollas	70	2	8	10	60
Ian Moran	62	4	5	9	37
Maxim Galanov	51	4	3	7	14
Jeff Serowik	26	0	6	6	16
Darius Kasparaitis	48	1	4	5	70
Tom Barrasso	43	0	3	3	20
Martin Sonnenberg	44	1	1	2	19
Patrick Lebeau	8	1	0	1	2
Greg Andrusak	7	0	1	1	4
Victor Ignatjev	11	0	1	1	6
Ryan Savoia	3	0	0	0	0
Pavel Skrbek	4	0	0	0	2
Brian Bonin	5	0	0	0	0
Chris Tamer	11	0	0	0	32
Sven Butenschoen	17	0	0	0	6
J.S. Aubin	17	0	0	0	0
Neil Wilkinson	24	0	0	0	22
Peter Skudra	37	0	0	0	2
Tyler Wright	61	0	0	0	90

goaltending

GOALIE	W-L-T	GP	MP	GA	SO	GAA
J.S. Aubin	4-3-6	17	756	28	2	2.22
Tom Barrasso	19-16-3	43	2306	98	4	2.55
Peter Skudra	15-11-5	37	1914	89	3	2.79
TOTALS	38-30-14	82	5011	225	9	2.69

games

DATE	RESULT	SCORE	OPPONENT
Oct. 10	W	4-3	NY Islanders
Oct. 14	W	3-1	New Jersey
Oct. 17	T	3-3*	NY RANGERS
Oct. 21	L	0-5	Tampa Bay
Oct. 24	L	4-6	TORONTO
Oct. 26	W	2-0	Toronto
Oct. 28	W	5-2	Calgary
Oct. 30	T	2-2*	Vancouver
Oct. 31	L	1-4	Edmonton
Nov. 3	T	4-4*	PHILADELPHIA
Nov. 5	W	4-2	Ottawa
Nov. 7	T	0-0*	BOSTON
Nov. 10	W	3-2	NY ISLANDERS
Nov. 13	L	3-4	New Jersey
Nov. 14	W	4-0	FLORIDA
Nov. 17	L	1-4	PHILADELPHIA
Nov. 19	W	5-1	Tampa Bay
Nov. 21	W	5-2	TAMPA BAY
Nov. 25	L	4-5	Washington
Nov. 27	T	2-2*	NY RANGERS
Nov. 28	W	4-3	Montreal
Dec. 1	T	4-4*	ANAHEIM
Dec. 4	T	3-3*	Carolina
Dec. 5	L	1-2	Boston
Dec. 12	W	4-3	St. Louis
Dec. 15	W	3-2*	TAMPA BAY
Dec. 16	L	1-4	Florida
Dec. 19	W	3-0	WASHINGTON
Dec. 21	L	1-7	Toronto
Dec. 22	L	0-3	LOS ANGELES
Dec. 26	W	2-1*	OTTAWA
Dec. 30	W	7-4	FLORIDA
Jan. 2	W	4-2	Florida
Jan. 5	W	5-1	CALGARY
Jan. 7	W	4-2	CAROLINA
Jan. 9	W	2-1	ST. LOUIS
Jan. 13	L	3-5	Phoenix
Jan. 15	L	2-3	San Jose
Jan. 16	W	5-1	Los Angeles
Jan. 18	W	3-5	Anaheim
Jan. 21	L	2-5	NY ISLANDERS
Jan. 26	L	3-5	CAROLINA
Jan. 28	W	6-0	TORONTO
Jan. 30	W	5-2	BOSTON
Jan. 31	W	5-3	Montreal
Feb. 2	W	5-3	BUFFALO
Feb. 5	W	3-0	FLORIDA
Feb. 7	W	2-1	DETROIT
Feb. 9	W	3-2*	MONTREAL
Feb. 11	W	6-5*	VANCOUVER
Feb. 13	W	3-2*	Nashville
Feb. 15	W	7-3	WASHINGTON
Feb. 17	L	1-3	NY Islanders
Feb. 19	L	1-6	NY Rangers
Feb. 21	L	1-2	Philadelphia
Feb. 22	W	4-1	PHOENIX
Feb. 25	W	3-2	Colorado
Feb. 26	L	4-6	Dallas
Feb. 28	L	3-4	Washington
Mar. 3	T	4-4*	MONTREAL
Mar. 5	T	2-2*	EDMONTON
Mar. 7	L	1-3	COLORADO
Mar. 9	L	2-3	NEW JERSEY
Mar. 10	W	3-2*	Carolina
Mar. 13	W	4-0	PHILADELPHIA
Mar. 16	T	2-2*	DALLAS
Mar. 17	W	2-0	Tampa Bay
Mar. 20	T	1-1*	NASHVILLE
Mar. 21	T	2-2*	NY Rangers
Mar. 23	W	5-2	CHICAGO
Mar. 25	L	3-5	New Jersey
Mar. 27	T	1-1*	BUFFALO
Mar. 28	L	3-4*	Buffalo
Mar. 30	L	4-6	OTTAWA
Apr. 1	T	3-3*	Ottawa
Apr. 3	L	2-4	NEW JERSEY
Apr. 5	L	1-3	Buffalo
Apr. 8	L	1-3	Philadelphia
Apr. 11	W	3-0	Detroit
Apr. 15	L	2-4	Boston
Apr. 17	L	2-7	NY ISLANDERS
Apr. 18	W	2-1*	NY Rangers

* - Overtime

1999-00

2000-01

highlights

Jaromir Jagr opens the season with a 15-game point streak from Oct. 1-Nov. 13 (14+19=33)

Jaromir Jagr sets an NHL record by recording a point on 15 consecutive goals from Oct. 16-Nov. 4 (7+8=15)

Jaromir Jagr nets his fifth career hat trick and his 900th point on Nov. 26 vs. Ottawa.

Herb Brooks replaces Kevin Constantine as head coach on Dec. 9.

Jaromir Jagr records a career-best seven points (3+4) on Dec. 30.

Martin Straka ties the team record for two fastest goals by one player (four seconds) on Feb. 11 vs. Edmonton.

Jaromir Jagr captures his third consecutive Art Ross Trophy.

The Penguins and Philadelphia Flyers play the third-longest game in NHL history in Game Five of the Eastern Conference Semifinals. Goaltender Ron Tugnutt makes 70 saves in the four-and-a-half overtime, 2-1 loss.

transactions

Mar. 13, 2000 - Acquired Bob Boughner from Nashville for Pavel Skrbek

Mar. 14, 2000 - Acquired Ron Tugnutt and Janne Laukkanen from Ottawa for Tom Barrasso; Acquired Rene Corbet and Tyler Moss from Calgary for Brad Werenka; Acquired Josef Beranek from Edmonton for German Titov.

scoring

PLAYERS	GP	G	A	PTS	PIM
Jaromir Jagr	63	42	54	96	50
Alexei Kovalev	82	26	40	66	94
Robert Lang	78	23	42	65	14
Martin Straka	71	20	39	59	26
Jan Hrdina	70	13	33	46	43
Aleksey Morozov	68	12	19	31	14
Jiri Slegr	74	11	20	31	82
Pat Falloon	63	9	22	31	14
Josef Beranek	71	13	12	25	57
Matthew Barnaby	64	12	12	24	197
Rob Brown	50	10	13	23	10
Tyler Wright	50	12	10	22	45
Michal Rozsival	75	4	17	21	48
Janne Laukkanen	71	2	18	20	67
Rene Corbet	52	5	10	15	60
Darius Kasparaitis	73	3	12	15	146
Hans Jonsson	68	3	11	14	12
Ian Moran	73	4	8	12	28
Bob Boughner	73	3	4	7	166
Robert Dome	22	2	5	7	E
Andrew Ference	30	2	4	6	20
Tom Chorske	33	1	5	6	2
Peter Popovic	54	1	5	6	30
Steve Leach	56	2	3	5	24
John Slaney	29	1	4	5	10
Martin Sonnenberg	14	1	2	3	E
Dan Trebil	3	1	0	1	2
J.S. Aubin	51	0	1	1	2
Sven Butenschon	3	0	0	0	E
Peter Skudra	20	0	0	0	0
Dennis Bonvie	20	0	0	0	80
Ron Tugnutt	51	0	0	0	0

goaltending

GOALIE	W-L-T	GP	MP	GA	SO	GAA
Ron Tugnutt	4-2-0	7	374	15	0	2.41
J. S. Aubin	23-21-3	51	2789	120	2	2.58
Peter Skudra	5-7-3	20	922	48	1	3.12
Tom Barrasso	5-7-2	18	870	46	1	3.17
TOTALS	37-37-8	82	4984	236	4	2.84

games

DATE	RESULT	SCORE	OPPONENT
Oct. 1	L	4-6	Dallas
Oct. 7	W	7-5	New Jersey
Oct. 8	T	3-3*	COLORADO
Oct. 14	W	5-2	NY Rangers
Oct. 16	T	3-3*	CHICAGO
Oct. 23	L	2-3	CAROLINA
Oct. 27	L	1-2*	Anaheim
Oct. 28	L	3-5	Los Angeles
Oct. 30	T	1-1*	San Jose
Nov. 2	L	4-5	LOS ANGELES
Nov. 4	L	1-2	Ottawa
Nov. 6	L	4-7	TAMPA BAY
Nov. 10	W	5-4	MONTREAL
Nov. 12	L	2-3*	Detroit
Nov. 13	W	6-2	NASHVILLE
Nov. 16	W	3-2	BUFFALO
Nov. 18	L	1-2	Tampa Bay
Nov. 20	R	1-2*	Florida
Nov. 23	W	3-1	TORONTO
Nov. 26	W	5-0	OTTAWA
Nov. 27	L	3-5	Carolina
Nov. 30	W	4-1	Buffalo
Dec. 2	L	2-5	SAN JOSE
Dec. 4	L	2-3*	Toronto
Dec. 7	L	1-2	New Jersey
Dec. 9	W	4-0	WASHINGTON
Dec. 11	W	3-2	PHOENIX
Dec. 14	W	4-2	BOSTON
Dec. 15	W	6-3	Carolina
Dec. 18	L	2-5	FLORIDA
Dec. 20	L	1-5	Montreal
Dec. 21	W	4-0	NY Islanders
Dec. 23	W	4-3	TAMPA BAY
Dec. 26	W	4-2	Chicago
Dec. 29	L	2-3*	Washington
Dec. 30	W	9-3	NY ISLANDERS
Jan. 2	W	4-3	DETROIT
Jan. 5	L	1-3	NEW JERSEY
Jan. 7	W	5-2	TORONTO
Jan. 8	L	2-6	Philadelphia
Jan. 12	L	1-3	Phoenix
Jan. 13	L	3-4	Colorado
Jan. 15	L	2-4	Nashville
Jan. 19	W	3-1	ST. LOUIS
Jan. 22	L	2-4	Montreal
Jan. 23	T	4-4*	PHILADELPHIA
Jan. 25	L	3-4	NY RANGERS
Jan. 27	W	4-1	ATLANTA
Jan. 29	L	1-7	ANAHEIM
Jan. 31	W	2-1*	Atlanta
Feb. 1	W	3-2	WASHINGTON
Feb. 3	W	4-2	NY ISLANDERS
Feb. 9	W	5-2	ATLANTA
Feb. 11	T	2-2*	EDMONTON
Feb. 12	L	1-5	NY Islanders
Feb. 14	W	3-0	VANCOUVER
Feb. 16	T	1-1*	BUFFALO
Feb. 19	W	2-1	Florida
Feb. 21	L	1-2	Tampa Bay
Feb. 22	L	3-4	NY Rangers
Feb. 24	L	3-4*	Philadelphia
Feb. 26	T	2-2*	BOSTON
Feb. 28	T	1-1*	OTTAWA
Mar. 1	L	2-8	Calgary
Mar. 4	W	3-2	Edmonton
Mar. 8	L	0-3	MONTREAL
Mar. 9	L	0-7	Ottawa
Mar. 11	W	3-1	NY RANGERS
Mar. 13	L	2-3	NEW JERSEY
Mar. 16	W	4-2	FLORIDA
Mar. 18	L	2-3	Boston
Mar. 19	W	5-4	NY RANGERS
Mar. 21	W	8-2	NY Islanders
Mar. 24	W	5-3	Atlanta
Mar. 26	L	1-3	Philadelphia
Mar. 28	W	3-2	NEW JERSEY
Mar. 30	W	4-3*	Washington
Apr. 1	L	2-3	PHILADELPHIA
Apr. 3	W	3-2	CAROLINA
Apr. 5	W	4-2	Toronto
Apr. 7	W	2-1*	Buffalo
Apr. 9	L	1-3	Boston

* - Overtime

highlights

The Penguins open the 2000-01 season with two games against the Nashville Predators in Japan.

Jaromir Jagr records his 400th goal on Nov. 13 at Colorado.

Mario Lemieux announces his comeback to the NHL on Dec. 11. Lemieux posts three points (1+2) against the Toronto Maple Leafs in his first game back on Dec. 27.

Lemieux records career point 1,500 and Jagr records his 1,000th against Ottawa on Dec. 30.

Lemieux posts his 40th career hat trick on Jan. 24 vs. Montreal, the second most in league history.

Alexei Kovalev records hat tricks in back-to-back games against the Flyers (Feb. 7) and Devils (Feb. 10).

transactions

Dec. 28, 2000 - Acquired March Bergevin from St. Louis for Dan Trebil.

Jan. 14, 2001 - Acquired Kevin Stevens from Philadelphia for John Slaney.

Feb. 1, 2001 - Acquired Wayne Primeau from Tampa Bay for Matthew Barnaby.

Mar. 12, 2001 - Acquired Johan Hedberg and Bobby Dollas from San Jose for Jeff Norton.

scoring

PLAYERS	GP	G	A	PTS	PIM
Jaromir Jagr	81	52	69	121	42
Alexei Kovalev	79	44	51	95	96
Martin Straka	82	27	68	95	38
Robert Lang	82	32	48	80	28
Mario Lemieux	43	35	41	76	188
Jan Hrdina	78	15	28	43	48
Kevin Stevens	55	10	22	32	73
Josef Beranek	70	9	14	23	43
Hans Jonsson	58	4	18	22	22
Wayne Primeau	75	3	19	22	131
Janne Laukkanen	50	3	17	20	34
Aleksey Morozov	66	5	14	19	34
Darius Kasparaitis	77	3	16	19	111
Rene Corbet	43	8	9	17	57
Andrew Ference	36	4	11	15	28
Milan Kraft	42	7	7	14	8
Kip Miller	33	3	8	11	6
Frantisek Kucera	55	2	7	9	12
Toby Petersen	12	2	6	8	4
Ian Moran	40	3	4	7	28
Dan LaCouture	48	2	4	6	43
Michal Rozsival	30	1	4	5	26
Krzysztof Oliwa	36	1	4	5	165
Marc Bergevin	38	1	4	5	26
Bob Boughner	58	1	3	4	147
Billy Tibbetts	29	1	2	3	79
Bobby Dollas	21	1	1	2	18
Steve McKenna	54	1	1	2	119
Josef Melichar	18	0	2	2	21
J. S. Aubin	36	0	1	1	4
Greg Crozier	1	0	0	0	0
Dennis Bonvie	3	0	0	0	0
Rich Parent	7	0	0	0	0
Johan Hedberg	9	0	0	0	0
Garth Snow	35	0	0	0	8

goaltending

GOALIE	W-L-T	GP	MP	GA	SO	GAA
Johan Hedberg	7-1-1	9	545	24	0	2.64
Garth Snow	14-15-4	35	2032	101	3	2.98
Rich Parent	1-1-3	7	332	17	0	3.07
J. S. Aubin	20-14-1	36	2050	107	0	3.13
TOTALS	42-31-9	82	4978	256	3	3.09

games

DATE	RESULT	SCORE	OPPONENT
Oct. 6	L	1-3	NASHVILLE
Oct. 7	W	3-1	Nashville
Oct. 13	W	3-2	TAMPA BAY
Oct. 14	W	8-6	NY RANGERS
Oct. 18	L	2-3	CAROLINA
Oct. 19	T	3-3*	Ottawa
Oct. 21	W	5-2	COLUMBUS
Oct. 25	L	2-3	OTTAWA
Oct. 27	W	4-1	NY Rangers
Oct. 28	L	0-9	NEW JERSEY
Nov. 1	L	2-3	San Jose
Nov. 3	W	4-2	Vancouver
Nov. 4	T	1-1*	Calgary
Nov. 8	W	5-2	PHILADELPHIA
Nov. 10	W	4-2	New Jersey
Nov. 11	W	5-2	EDMONTON
Nov. 13	L	2-3*	Colorado
Nov. 16	L	3-4	St. Louis
Nov. 18	W	3-1	ATLANTA
Nov. 22	L	1-3	CAROLINA
Nov. 24	W	1-0	Philadelphia
Nov. 25	T	2-2*	LOS ANGELES
Nov. 28	L	1-3	Boston
Dec. 1	L	6-4	Buffalo
Dec. 2	L	2-3	BUFFALO
Dec. 5	W	4-2	Ottawa
Dec. 6	L	2-3	BOSTON
Dec. 9	L	1-5	Toronto
Dec. 10	W	4-3	Detroit
Dec. 13	L	4-7	TORONTO
Dec. 15	L	1-4	FLORIDA
Dec. 16	T	4-4*	Montreal
Dec. 20	T	2-2*	Florida
Dec. 21	T	1-1*	Tampa Bay
Dec. 23	L	2-8	DALLAS
Dec. 26	W	5-3	Buffalo
Dec. 27	W	5-0	TORONTO
Dec. 30	W	5-3	OTTAWA
Jan. 3	W	3-2	WASHINGTON
Jan. 5	L	3-4	MONTREAL
Jan. 8	W	5-3	Washington
Jan. 9	L	2-5	Boston
Jan. 12	W	4-3	NY Islanders
Jan. 13	L	5-6	NY Islanders
Jan. 15	W	3-2	ANAHEIM
Jan. 17	L	4-5	Phoenix
Jan. 19	L	5-6*	Dallas
Jan. 21	W	4-0	Chicago
Jan. 24	W	3-1	MONTREAL
Jan. 27	W	5-1	ATLANTA
Jan. 30	W	6-3	Atlanta
Jan. 31	L	1-5	PHILADELPHIA
Feb. 7	W	9-4	PHILADELPHIA
Feb. 10	W	5-4*	NEW JERSEY
Feb. 11	L	2-4	Minnesota
Feb. 14	W	2-1	MINNESOTA
Feb. 16	T	4-4*	New Jersey
Feb. 17	W	3-2*	Columbus
Feb. 19	L	1-5	COLORADO
Feb. 21	W	3-2*	FLORIDA
Feb. 23	W	6-4	NY RANGERS
Feb. 25	W	6-1	NY ISLANDERS
Feb. 28	L	2-4	Montreal
Mar. 2	W	7-5	NY Rangers
Mar. 3	L	3-4	Washington
Mar. 7	L	3-4	WASHINGTON
Mar. 8	W	5-3	Atlanta
Mar. 10	W	6-3	CALGARY
Mar. 12	T	3-3*	NY Rangers
Mar. 14	L	1-3	NY ISLANDERS
Mar. 16	W	6-3	Florida
Mar. 17	L	1-5	Tampa Bay
Mar. 20	T	2-2*	BOSTON
Mar. 23	L	3-5	Carolina
Mar. 25	W	4-2	New Jersey
Mar. 27	W	4-1	BUFFALO
Mar. 29	W	5-2	CHICAGO
Mar. 31	W	5-3	ST. LOUIS
Apr. 2	L	1-4	NY Islanders
Apr. 4	W	4-2	TAMPA BAY
Apr. 7	L	3-4*	Philadelphia
Apr. 8	W	6-4	Carolina

* - Overtime

37-37-8-6, 3rd, Atlantic Division

42-28-9-3, 3rd, Atlantic Division

2001-02

highlights

Rick Kehoe replaces Ivan Hlinka as head coach, Oct. 15.
 Toby Petersen records his first career hat trick, Oct. 16 vs. Ottawa.
 Johan Hedberg records his first career regular season shutout by making 29 saves against the Senators, Oct. 18.
 Alexei Kovalev records his 500th career point, Dec. 11 at Washington.
 Mario Lemieux records five points (2+3) during a 5-1 win against Tampa Bay on Jan. 23.
 Lemieux records career point 1,600 in a 5-4 loss to the Los Angeles Kings, Feb. 27.

transactions

Jan. 4, 2002 - Claimed Randy Robitaille off waivers from Los Angeles.
Mar. 15, 2002 - Claimed Shean Donovan off waivers from Atlanta.
Mar. 17, 2002 - Acquired Kent Manderville from Philadelphia for Billy Tibbetts.
Mar. 19, 2002 - Acquired Ville Nieminen and Rick Berry from Colorado for Darius Kasparaitis.

scoring

PLAYERS	GP	G	A	PTS	PIM
Alexei Kovalev	67	32	44	76	80
Jan Hrdina	79	24	33	57	50
Robert Lang	62	18	32	50	16
Aleksey Morozov	72	20	29	49	16
Randy Robitaille	58	14	23	37	33
Mario Lemieux	24	6	25	31	14
Michal Rozsival	79	9	20	29	47
Ville Nieminen	66	11	16	27	38
Stephane Richer	58	13	12	25	14
Kris Beech	79	10	15	25	45
Toby Petersen	79	8	10	18	4
Dan LaCouture	82	6	11	17	71
Milan Kraft	68	8	8	16	14
Shean Donovan	61	8	7	15	44
Jeff Toms	52	9	5	14	14
Darius Kasparaitis	69	2	12	14	123
Janne Laukkanen	47	6	7	13	28
Andrew Ference	75	4	7	11	73
Wayne Primeau	33	3	7	10	18
Ian Moran	64	2	8	10	54
Martin Straka	13	5	4	9	0
Kent Manderville	38	3	5	8	12
Jamie Pushor	76	0	8	8	84
Hans Jonsson	53	2	5	7	22
Billy Tibbetts	33	1	5	6	109
Kevin Stevens	32	1	4	5	25
John Jakopin	19	0	4	4	42
Tom Kostopoulos	11	1	2	3	9
Josef Melichar	60	0	3	3	68
Mike Wilson	21	1	1	2	17
Krzysztof Oliwa	57	0	2	2	150
Rick Berry	70	0	2	2	81
Shane Endicott	4	0	1	1	4
Eric Meloche	23	0	1	1	8
Johan Hedberg	66	0	1	1	22
J. S. Aubin	21	0	0	0	0

goaltending

GOALIE	W-L-T	GP	MP	GA	SO	GAA
Johan Hedberg	25-34-7	66	3877	178	6	2.75
J. S. Aubin	3-12-1	21	1094	65	0	3.56
TOTALS	28-46-8	82	4994	249	6	2.99

games

DATE	RESULT	SCORE	OPPONENT
Oct. 3	L	1-3	COLORADO
Oct. 6	L	2-4	ANAHEIM
Oct. 10	L	3-6	NY ISLANDERS
Oct. 14	L	1-4	Buffalo
Oct. 16	W	5-2	OTTAWA
Oct. 18	W	3-0	Ottawa
Oct. 20	L	1-2*	St. Louis
Oct. 23	W	4-2	Atlanta
Oct. 24	W	3-2	DALLAS
Oct. 27	L	0-4	Toronto
Oct. 28	T	2-2*	FLORIDA
Oct. 31	L	0-3	Philadelphia
Nov. 1	W	3-1	TORONTO
Nov. 3	W	2-1*	TAMPA BAY
Nov. 6	T	2-2*	Carolina
Nov. 7	L	0-2	Florida
Nov. 10	L	2-3*	Tampa Bay
Nov. 13	W	5-1	New Jersey
Nov. 14	T	3-3*	NY ISLANDERS
Nov. 17	W	1-0*	NY RANGERS
Nov. 21	L	1-4	VANCOUVER
Nov. 23	L	0-5	Nashville
Nov. 24	W	3-1	BUFFALO
Nov. 27	W	6-0	NEW JERSEY
Nov. 29	L	0-5	San Jose
Dec. 1	L	2-5	Phoenix
Dec. 4	W	1-0	Toronto
Dec. 6	W	4-1	Boston
Dec. 8	W	6-3	ATLANTA
Dec. 11	T	2-2*	Washington
Dec. 12	L	2-4	BOSTON
Dec. 14	L	2-5	MINNESOTA
Dec. 16	L	0-7	CAROLINA
Dec. 19	L	1-3	MONTREAL
Dec. 21	W	4-3	WASHINGTON
Dec. 22	T	4-4*	Washington
Dec. 26	L	2-5	New Jersey
Dec. 29	L	0-4	OTTAWA
Jan. 3	L	2-4	NY ISLANDERS
Jan. 5	L	4-1	NY RANGERS
Jan. 6	L	0-2	Chicago
Jan. 8	L	2-3	BOSTON
Jan. 10	W	2-0	Buffalo
Jan. 12	L	1-4	ST. LOUIS
Jan. 15	L	2-5	Vancouver
Jan. 17	W	6-4	Calgary
Jan. 19	W	1-0	Edmonton
Jan. 21	W	5-2	PHILADELPHIA
Jan. 23	W	5-1	TAMPA BAY
Jan. 24	W	5-4*	NY ISLANDERS
Jan. 26	W	3-2*	ATLANTA
Jan. 29	L	2-3*	Philadelphia
Jan. 30	L	3-6	SAN JOSE
Feb. 5	T	3-3*	Carolina
Feb. 7	L	0-1	Montreal
Feb. 9	L	1-2*	NEW JERSEY
Feb. 10	L	3-4	NY RANGERS
Feb. 12	L	1-5	Ottawa
Feb. 27	L	4-5	LOS ANGELES
Feb. 28	W	4-3*	Columbus
Mar. 2	L	2-4	DETROIT
Mar. 4	W	4-2	NY Islanders
Mar. 5	W	6-5*	FLORIDA
Mar. 7	L	1-3	CAROLINA
Mar. 9	W	3-2*	NY RANGERS
Mar. 11	L	2-4	COLUMBUS
Mar. 13	L	2-4	Anaheim
Mar. 16	L	3-4	Los Angeles
Mar. 18	W	4-2	Atlanta
Mar. 20	L	1-3	PHOENIX
Mar. 23	T	4-4*	PHILADELPHIA
Mar. 24	W	6-2	WASHINGTON
Mar. 27	L	3-4	NEW JERSEY
Mar. 30	L	1-2*	Montreal
Apr. 1	L	0-3	MONTREAL
Apr. 3	L	2-3	Florida
Apr. 4	L	2-4	Tampa Bay
Apr. 6	L	1-3	Philadelphia
Apr. 8	L	2-3	NY RANGERS
Apr. 10	T	4-4*	BUFFALO
Apr. 12	L	2-5	TORONTO
Apr. 13	L	1-7	Boston

* - Overtime

2002-03

highlights

Martin Straka records his 300th assist on Dec. 7 against the New York Islanders.
 Sebastien Caron stops 31 shots in his first NHL start, a 2-1 win against the Boston Bruins on Jan. 13.
 Mario Lemieux records his 1,000th career assist, recording four helpers in a 5-2 win in Boston on Feb. 8.
 Mario Lemieux nets his team record 11th career OT goal in a 4-3 win against the Edmonton Oilers, Feb. 18.
 Martin Straka records his 500th NHL point with a goal March 18 versus the Detroit Red Wings.

transactions

Feb. 9, 2003 - Acquired Shawn Heins from San Jose for a conditional draft pick.
Feb. 10, 2003 - Acquired Mikael Samuelsson, Rico Fata, Richard Lintner and Joel Bouchard from the NY Rangers for Alexei Kovalev, Dan LaCouture, Mike Wilson and Janne Laukkanen.
Mar. 11, 2003 - Acquired Matt Bradley from San Jose for Wayne Primeau.
Mar. 11, 2003 - Acquired Ramzi Abid, Guillaume Lefebvre and Dan Focht from Phoenix for Jan Hrdina and Francois Leroux.

scoring

PLAYERS	GP	G	A	PTS	PIM
Mario Lemieux	67	28	63	91	43
Martin Straka	60	18	28	46	12
Dick Tarnstrom	61	7	34	41	50
Aleksey Morozov	27	9	16	25	16
Mikael Samuelsson	80	10	14	24	40
Ville Nieminen	75	9	12	21	93
Rico Fata	63	7	12	19	16
Ramzi Abid	33	10	8	18	32
Mathias Johansson	58	5	10	15	16
Joel Bouchard	34	5	8	13	14
Milan Kraft	31	7	5	12	10
Tomas Surovy	26	4	7	11	10
Steve McKenna	79	9	1	10	128
Michal Rozsival	53	4	6	10	40
Alexandre Daigle	33	4	3	7	8
Kent Manderville	82	2	5	7	46
Eric Meloche	13	5	1	6	4
Richard Lintner	29	4	2	6	10
Michal Sivek	38	3	3	6	14
Guillaume Lefebvre	26	2	4	6	4
Hans Jonsson	63	1	4	5	36
Jamie Pushor	76	3	1	4	76
Brian Holzinger	14	1	3	4	8
Shawn Heins	47	1	2	3	42
Dan Focht	22	0	3	3	29
Johan Hedberg	41	0	2	2	18
Vladimir Vujtek	5	0	1	1	0
Tom Kostopoulos	8	0	1	1	0
Kris Beech	12	0	1	1	6
J. S. Aubin	21	0	1	1	2
Konstantin Koltsov	2	0	0	0	0
Ross Lupaschuk	3	0	0	0	4
Brooks Orpik	6	0	0	0	2
Josef Melichar	8	0	0	0	2
Sebastien Caron	24	0	0	0	6

goaltending

GOALIE	W-L-T	GP	MP	GA	SO	GAA
Sebastien Caron	7-14-2	24	1408	62	2	2.64
J. S. Aubin	6-13-0	21	1132	59	1	3.13
Johan Hedberg	14-22-4	41	2410	126	1	3.14
TOTALS	27-49-6	82	4972	255	4	3.08

DATE	RESULT	SCORE	OPPONENT
Oct. 10	L	0-6	TORONTO
Oct. 12	W	6-0	NY RANGERS
Oct. 14	W	5-4	Toronto
Oct. 16	W	3-2	ATLANTA
Oct. 19	T	3-3*	TAMPA BAY
Oct. 22	T	3-3*	Montreal
Oct. 25	L	3-7	Detroit
Oct. 26	W	5-2	BUFFALO
Oct. 28	W	3-2	WASHINGTON
Oct. 30	W	4-1	Ottawa
Nov. 2	W	5-3	TAMPA BAY
Nov. 6	L	3-4*	Florida
Nov. 8	L	1-4	Tampa Bay
Nov. 9	L	2-3	Carolina
Nov. 14	T	1-1*	Minnesota
Nov. 16	L	2-3	NY ISLANDERS
Nov. 18	L	4-5*	Montreal
Nov. 20	L	2-3*	MONTREAL
Nov. 22	W	3-1	Atlanta
Nov. 23	W	4-1	SAN JOSE
Nov. 27	W	7-2	PHILADELPHIA
Nov. 29	W	4-1	Buffalo
Nov. 30	L	2-3	BOSTON
Dec. 3	L	1-4	WASHINGTON
Dec. 6	L	1-3	New Jersey
Dec. 7	L	3-6	NY ISLANDERS
Dec. 10	L	2-4	Toronto
Dec. 12	L	2-5	San Jose
Dec. 14	L	2-3*	Los Angeles
Dec. 15	L	0-5	Anaheim
Dec. 17	L	2-5	Phoenix
Dec. 19	L	1-3	NEW JERSEY
Dec. 21	W	2-0	CALGARY
Dec. 23	W	5-2	BUFFALO
Dec. 26	W	6-1	NY RANGERS
Dec. 28	W	3-2	MONTREAL
Dec. 30	L	2-3*	ATLANTA
Dec. 31	L	2-5	Columbus
Jan. 3	W	4-1	Atlanta
Jan. 4	W	3-2*	NY ISLANDERS
Jan. 7	L	3-6	NY Islanders
Jan. 9	L	2-4	TORONTO
Jan. 11	L	1-3	NY RANGERS
Jan. 13	W	2-1	Boston
Jan. 15	W	2-0	Carolina
Jan. 17	W	3-2	Tampa Bay
Jan. 18	L	0-3	Florida
Jan. 21	T	0-0*	Buffalo
Jan. 23	L	1-4	BOSTON
Jan. 25	W	5-3	CHICAGO
Jan. 28	L	2-5	NY ISLANDERS
Jan. 30	L	1-2	Washington
Feb. 4	L	2-3	VANCOUVER
Feb. 6	L	0-6	FLORIDA
Feb. 8	W	5-2	BOSTON
Feb. 12	L	0-3	OTTAWA
Feb. 14	L	0-1	NY RANGERS
Feb. 15	W	4-1	New Jersey
Feb. 18	W	4-3*	EDMONTON
Feb. 20	L	2-5	COLORADO
Feb. 22	W	2-1*	ST. LOUIS
Feb. 23	L	3-4	NEW JERSEY
Feb. 25	L	3-5	LOS ANGELES
Feb. 27	L	0-6	Nashville
Mar. 1	L	1-4	Colorado
Mar. 2	L	1-3	Dallas
Mar. 4	L	1-4	PHOENIX
Mar. 6	L	0-4	CAROLINA
Mar. 8	L	1-5	OTTAWA
Mar. 9	L	2-4	Ottawa
Mar. 12	T	2-2*	NASHVILLE
Mar. 15	L	1-4	PHILADELPHIA
Mar. 16	L	2-4	FLORIDA
Mar. 18	L	1-5	DETROIT
Mar. 20	L	2-4	Philadelphia
Mar. 21	L	1-3	New Jersey
Mar. 23	T	1-1*	Chicago
Mar. 26	W	3-1	NY Rangers
Mar. 29	L	0-3	Philadelphia
Mar. 31	L	1-6	PHILADELPHIA
Apr. 2	W	3-2	CAROLINA
Apr. 5	L	3-5	Washington

* - Overtime

2003-04

highlights

Eddie Olczyk is named head coach of the Penguins on June 11.

Goaltender Marc-Andre Fleury stops 46 shots in his first game, a 3-0 loss to Los Angeles on Oct. 10. Left wing Ryan Malone also became the first Pittsburgh-born and trained player to play in the NHL.

Mario Lemieux picks up an assist against the New York Islanders on Oct. 29 to become the sixth player in NHL history to reach the 1,700-point mark. He achieves it in 887 games.

transactions

Nov. 30, 2003 - Acquired Sergei Anshakov and Martin Strbak from Los Angeles for Martin Straka.

Feb. 11, 2004 - Acquired Ric Jackman from Toronto for Drake Berehowsky.

Marh 4, 2004 - Claimed Jon Sim off waivers from Los Angeles.

March 8, 2004 - Acquired Alain Nasreddine from the New York Islanders for Steve Webb.

scoring

PLAYERS	GP	G	A	PTS	PIM
Dick Tarnstrom	80	16	36	52	38
Aleksey Morozov	75	16	34	50	24
Ryan Malone	81	22	21	43	64
Milan Kraft	66	19	21	40	18
Rico Fata	73	16	18	34	54
Konstantin Koltsov	82	9	20	29	30
Tomas Surovy	47	11	12	23	16
Tom Kostopoulos	60	9	13	22	67
Lasse Pirjeta	70	8	14	22	20
Drake Berehowsky	47	5	16	21	50
Brian Holzinger	61	6	15	21	38
Mike Eastwood	82	4	15	19	40
Jon Sim	63	8	10	18	33
Matt Bradley	82	7	9	16	65
Martin Strbak	49	5	11	16	46
Landon Wilson	54	6	4	10	47
Eric Meloche	25	3	7	10	20
Brooks Orpik	79	1	9	10	127
Mario Lemieux	10	1	8	9	6
Marc Bergevin	52	1	8	9	27
Josef Melichar	82	3	5	8	62
Patrick Boileau	16	3	4	7	8
Ramzi Abid	16	3	2	5	27
Dan Focht	52	2	3	5	105
Kelly Buchberger	71	1	3	4	109
Matt Hussey	3	2	1	3	0
Rob Scuderi	13	1	2	3	4
Steve McKenna	49	1	2	3	85
Matt Murley	18	1	1	2	14
Kris Beech	4	0	1	1	6
Martin Brochu	1	0	0	0	0
Reid Simpson	2	0	0	0	17
Steve Webb	5	0	0	0	2
Nolan Baumgartner	5	0	0	0	2
Andy Chiodo	8	0	0	0	2
Marc-Andre Fleury	21	0	0	0	0
Jean-Sebastien Aubin	22	0	0	0	2
Sebastien Caron	40	0	0	0	6

goaltending

GOALIE	W-L-T	GP	MP	GA	SO	GAA
Martin Brochu	0-0-0	1	33	1	0	1.82
J.S. Aubin	7-9-0	22	1067	53	1	2.98
Andy Chiodo	3-4-1	8	486	28	0	3.46
Marc-Andre Fleury	4-14-2	21	1154	70	1	3.64
Sebastien Caron	9-24-5	40	2213	138	1	3.74
TOTALS	23-51-8	82	4984	303	3	3.65

games

DATE	RESULT	SCORE	OPPONENT
Oct. 10	L	0-3	LOS ANGELES
Oct. 11	T	3-3*	Philadelphia
Oct. 16	L	1-4	Montreal
Oct. 18	W	4-3	DETROIT
Oct. 22	T	1-1*	CAROLINA
Oct. 24	L	1-2	NEW JERSEY
Oct. 25	L	2-7	NY ISLANDERS
Oct. 29	T	4-4*	NY ISLANDERS
Oct. 30	W	1-0	Chicago
Nov. 1	W	3-2*	BOSTON
Nov. 4	L	2-4	Toronto
Nov. 7	L	3-6	Florida
Nov. 8	L	0-9	Tampa Bay
Nov. 12	L	2-6	NY RANGERS
Nov. 14	W	2-1*	Buffalo
Nov. 15	L	2-3	FLORIDA
Nov. 19	L	2-6	MINNESOTA
Nov. 21	L	1-2*	New Jersey
Nov. 22	W	2-1*	OTTAWA
Nov. 26	T	1-1*	PHILADELPHIA
Nov. 28	L	1-4	NY RANGERS
Nov. 29	L	3-4	Carolina
Dec. 1	W	4-3	ATLANTA
Dec. 3	L	2-5	Philadelphia
Dec. 6	L	3-4	Edmonton
Dec. 7	L	1-6	Calgary
Dec. 9	OTL	1-2	Vancouver
Dec. 12	L	3-6	Atlanta
Dec. 13	W	5-3	COLUMBUS
Dec. 16	W	2-1	BUFFALO
Dec. 18	OTL	1-2*	Carolina
Dec. 20	L	4-7	ATLANTA
Dec. 22	L	1-4	Montreal
Dec. 26	T	3-3*	OTTAWA
Dec. 27	L	0-2	NEW JERSEY
Dec. 29	W	1-0	CHICAGO
Dec. 31	L	1-6	NY ISLANDERS
Jan. 1	T	2-3	Nashville
Jan. 3	L	1-4	NY RANGERS
Jan. 5	L	0-5	TORONTO
Jan. 7	W	4-2	New Jersey
Jan. 8	L	1-3	Boston
Jan. 10	L	0-8	MONTREAL
Jan. 12	W	2-1	Philadelphia
Jan. 13	L	1-3	TAMPA BAY
Jan. 16	L	2-4	Minnesota
Jan. 18	L	3-4	Washington
Jan. 20	L	0-3	NEW JERSEY
Jan. 22	L	5-6	Ottawa
Jan. 24	L	3-5	COLORADO
Jan. 27	T	2-6	TAMPA BAY
Jan. 29	L	1-5	Tampa Bay
Jan. 31	L	3-5	PHILADELPHIA
Feb. 1	L	1-4	Boston
Feb. 3	L	3-4	MONTREAL
Feb. 10	L	3-6	BOSTON
Feb. 12	L	1-5	Florida
Feb. 14	OTL	2-3*	St. Louis
Feb. 16	L	4-8	TORONTO
Feb. 18	L	3-4	NY ISLANDERS
Feb. 20	L	0-2	FLORIDA
Feb. 22	L	3-6	OTTAWA
Feb. 25	W	4-3*	Phoenix
Feb. 27	L	2-4	San Jose
Feb. 29	W	3-2*	NY ISLANDERS
Mar. 2	T	3-3*	NY ISLANDERS
Mar. 4	L	4-9	NASHVILLE
Mar. 6	W	2-1	ANAHEIM
Mar. 7	W	7-4	NY RANGERS
Mar. 9	W	4-0	DALLAS
Mar. 11	W	3-2	Toronto
Mar. 14	T	3-3*	PHILADELPHIA
Mar. 16	W	4-1	WASHINGTON
Mar. 17	L	1-6	New Jersey
Mar. 19	W	4-3*	CAROLINA
Mar. 21	W	4-3*	NY RANGERS
Mar. 23	W	5-2	NY Rangers
Mar. 26	L	1-5	Buffalo
Mar. 27	T	2-2*	BUFFALO
Mar. 30	L	2-4	Washington
Apr. 2	W	3-2	Atlanta
Apr. 4	W	4-3	WASHINGTON

* - Overtime

2005-06

highlights

Penguins win NHL Draft Lottery and select Sidney Crosby first-overall in the NHL Entry Draft.

Mario Lemieux appears in his 900th career game on Oct. 29.

Sidney Crosby's dramatic goal against the Montreal Canadiens gives the Penguins their first-ever overtime shootout win.

Mario Lemieux records a point in his last NHL game on Dec. 16.

Sidney Crosby becomes youngest player in NHL history to reach 100 points. He finished with 102.

transactions

July 30, 2005 - Penguins select Sidney Crosby first-overall in NHL Entry Draft.

Dec. 15, 2005 - Named Michel Therrien head coach.

Jan. 24, 2006 - Mario Lemieux announced his retirement.

March 9, 2006 - Acquired Janie Rita and Cory Cross from Edmonton for Dick Tarnstrom

March 9, 2006 - Acquired Kristofer Kolanos, Niklas Nordgren and a 2007 second-round pick from Carolina for Mark Recchi.

scoring

PLAYERS	GP	G	A	PTS	PIM
Sidney Crosby	81	39	63	102	110
Sergei Gonchar	75	12	46	58	100
John LeClair	73	22	29	51	61
Ryan Malone	77	22	22	44	63
Ziggy Palffy	42	11	31	42	12
Colby Armstrong	47	16	24	40	58
Ryan Whitney	68	6	32	38	85
Michel Ouellet	50	16	16	32	16
Andy Hilbert	47	12	15	27	38
Tomas Surovy	53	12	13	25	45
Mario Lemieux	26	7	15	22	16
Eric Boguniecki	47	6	10	16	33
Josef Melichar	72	3	12	15	66
Erik Christensen	33	6	7	13	34
Jani Rita	51	6	4	10	10
Konstantin Koltsov	60	3	6	9	20
Brooks Orpik	64	2	7	9	124
Maxime Talbot	48	5	3	8	59
Lasse Pirjeta	25	4	3	7	18
Niklas Nordgren	58	4	2	6	34
Matt Murley	41	1	5	6	24
Noah Welch	5	1	3	4	2
Rob Scuderi	57	0	4	4	36
Andre Roy	42	2	1	3	116
Shane Anderson	41	1	1	2	43
Eric Cairns	50	1	1	2	124
Ryan VandenBussche	20	1	0	1	42
Matt Hussey	13	0	1	1	0
Lyle Odelein	27	0	1	1	50
Guillaume Lefebvre	9	0	0	0	9
Alain Nasreddine	6	0	0	0	8

goaltending

GOALIE	W-L-OT	GP	MP	GA	SO	GAA
Marc-Andre Fleury	13-27-6	50	2,810	152	1	3.25
Sebastien Caron	8-9-5	26	1,313	87	1	3.98
Jocelyn Thibault	1-9-3	16	807	60	0	4.46
Dany Sabourin	0-1-0	1	21	4	0	11.43

games

DATE	RESULT	SCORE	OPPONENT
Oct. 5	L	1-5	New Jersey
Oct. 7	SOL	2-3	Carolina
Oct. 8	OTL	6-7	BOSTON
Oct. 10	OTL	2-3	Buffalo
Oct. 14	OTL	5-6	Philadelphia
Oct. 15	L	1-3	TAMPA BAY
Oct. 20	L	3-6	NEW JERSEY
Oct. 22	L	3-6	Boston
Oct. 25	OTL	3-4	FLORIDA
Oct. 27	W	7-5	ATLANTA
Oct. 29	L	3-5	CAROLINA
Nov. 1	OTW	4-3	New Jersey
Nov. 3	W	5-1	NY ISLANDERS
Nov. 5	L	3-6	Boston
Nov. 7	W	3-2	NY RANGERS
Nov. 9	L	0-5	Atlanta
Nov. 10	SOW	3-2	MONTREAL
Nov. 12	L	1-6	NY RANGERS
Nov. 14	SOL	2-3	NY ISLANDERS
Nov. 16	OTW	3-2	Philadelphia
Nov. 19	L	3-6	PHILADELPHIA
Nov. 22	W	5-4	WASHINGTON
Nov. 25	L	3-6	Florida
Nov. 27	L	1-4	Tampa Bay
Nov. 29	L	2-3	BUFFALO
Dec. 1	L	1-2	NY RANGERS
Dec. 3	L	2-3	CALGARY
Dec. 8	L	0-5	MINNESOTA
Dec. 10	L	2-3	COLORADO
Dec. 12	L	1-3	Detroit
Dec. 13	L	0-3	St. Louis
Dec. 16	OTL	3-4	BUFFALO
Dec. 17	L	3-4	Buffalo
Dec. 23	L	4-5	PHILADELPHIA
Dec. 27	OTL	2-3	TORONTO
Dec. 29	W	6-2	NEW JERSEY
Dec. 31	OTW	4-3	NY RANGERS
Jan. 2	OTL	2-3	Toronto
Jan. 3	W	6-4	Montreal
Jan. 6	L	4-6	Atlanta
Jan. 7	L	3-4	ATLANTA
Jan. 10	L	1-3	EDMONTON
Jan. 11	L	1-6	Columbus
Jan. 13	L	1-4	Chicago
Jan. 15	L	4-5	Nashville
Jan. 16	L	2-4	VANCOUVER
Jan. 19	L	2-4	NY RANGERS
Jan. 21	L	1-2	PHILADELPHIA
Jan. 23	L	2-4	Philadelphia
Jan. 25	W	8-1	WASHINGTON
Jan. 26	SOL	3-4	NY Islanders
Jan. 28	L	1-7	NY Rangers
Feb. 1	L	1-3	NY RANGERS
Feb. 12	L	2-7	OTTAWA
Feb. 4	SOL	4-5	NY ISLANDERS
Feb. 6	L	2-5	Ottawa
Feb. 8	L	1-3	BOSTON
Feb. 10	W	4-3	Carolina
Feb. 11	W	6-3	Washington
Mar. 1	L	3-4	OTTAWA
Mar. 4	L	5-7	CAROLINA
Mar. 7	SOL	4-5	TAMPA BAY
Mar. 8	L	3-6	Washington
Mar. 11	W	6-3	NEW JERSEY
Mar. 12	W	2-0	PHILADELPHIA
Mar. 16	L	1-2	New Jersey
Mar. 18	W	5-4	Montreal
Mar. 19	L	0-1	TORONTO
Mar. 21	L	2-5	Ottawa
Mar. 24	OTW	4-3	NY ISLANDERS
Mar. 26	L	5-6	MONTREAL
Mar. 29	L	3-5	FLORIDA
Mar. 31	W	4-0	NY Islanders
Apr. 2	OTL	2-3	NEW JERSEY
Apr. 5	L	4-6	New Jersey
Apr. 7	W	5-1	Florida
Apr. 8	L	0-1	Tampa Bay
Apr. 11	L	3-4	Philadelphia
Apr. 13	W	5-3	NY RANGERS
Apr. 15	SOL	4-5	NY Islanders
Apr. 17	W	6-1	NY ISLANDERS
Apr. 18	L	3-5	Toronto

ATTENDANCE

regular season

YEAR	ATTENDANCE	# of DATES	AVG. ATTENDANCE	SELLOUTS	CAPACITY
1967-68	274,049	37	7,407	0	12,580
1968-69	228,285	38	6,008	0	12,580
1969-70	265,936	38	6,998	0	12,580
1970-71	377,182	39	9,671	3	12,580
1971-72	375,711	39	9,634	5	12,580
1972-73	436,601	39	11,195	7	12,866
1973-74	396,197	39	10,159	4	13,431
1974-75	448,977	40	11,224	11	13,404
1975-76	458,198	40	11,455	0	16,402
1976-77	401,580	40	10,040	1	16,404
1977-78	421,933	40	10,548	2	16,033
1978-79	457,209	40	11,430	3	16,033
1979-80	426,156	40	10,653	2	16,033
1980-81	413,407	40	10,335	0	16,033
1981-82	451,965	40	11,299	5	16,033
1982-83	336,300	40	8,408	1	16,033
1983-84	273,550	40	6,839	0	16,033
1984-85	400,711	40	10,018	4	16,033
1985-86	503,020	40	12,576	13	16,033
1986-87	598,614	40	14,965	26	16,033
1987-88	606,638	40	15,166	26	16,168
1988-89	629,345	40	15,734	*34	16,025
1989-90	640,700	40	16,018	*34	#16,015
1990-91	637,072	40	15,927	28	16,164
1991-92	639,736	40	15,993	32	16,164
1992-93	660,290	41	16,105	30	16,164
1993-94	*685,589	41	*16,714	11	17,537
1994-95	386,599	24	16,108	9	17,181
1995-96	665,790	41	16,239	20	17,181
1996-97	684,346	41	16,691	21	17,181
1997-98	617,815	41	15,069	7	16,958
1998-99	607,822	41	14,825	5	16,958
1999-00	636,199	41	15,517	13	16,958
2000-01	655,926	40	16,398	26	16,958
2001-02	641,641	41	15,650	18	16,958
2002-03	604,970	41	14,755	8	16,958
2003-04	486,961	41	11,877	1	16,940
2005-06	647,975	41	15,804	12	16,940
2006-07	673,422	41	16,424	30	16,940

* Club Record # Capacity increased to 16,236 after home game #25

playoffs

YEAR	ATTENDANCE	# of DATES	SELLOUTS	AVG. ATTENDANCE
1969-70	53,592	5	2	10,718
1971-72	25,515	2	1	12,758
1974-75	66,833	5	4	13,367
1975-76	13,626	1	0	13,626
1976-77	25,967	2	0	12,984
1978-79	45,702	3	2	15,234
1979-80	26,901	2	0	13,451
1980-81	26,688	2	0	13,344
1981-82	25,457	2	0	12,729
1988-89	96,150	6	6	16,025
1990-91	*210,132	*13	*13	16,164
1991-92	161,640	10	10	16,164
1992-93	129,312	8	8	16,164
1993-94	46,412	3	0	15,471
1994-95	114,894	7	2	16,413
1995-96	171,597	10	9	17,159
1996-97	34,710	2	2	*17,355
1997-98	48,437	3	1	16,146
1998-99	99,787	6	4	16,631
1999-00	84,924	5	4	16,984
2000-01	137,184	8	8	17,148
2006-07	34,264	2	2	17,132

* Club Record

TRAINING CAMP

sites and records by year

YEAR	SITE	PRESEASON RECORD
1967-68	Brantford, Ont.	4-1-1
1968-69	Brantford, Ont	1-5-2
1969-70	Brantofrd, Ont	4-1-2
1970-71	Brantford, Ont	4-3-2
1971-72	Brantford, Ont	3-2-3
1972-73	Brantford, Ont	5-4-1
1973-74	Brantford, Ont	4-2-3
1974-75	Brantford, Ont	5-4-0
1975-76	Pittsburgh, PA	2-3-3
1976-77	Pittsburgh, PA	7-3-0
1977-78	Pittsburgh, PA	4-3-0
1978-79	Pittsburgh, PA	3-5-0
1979-80	Pittsburgh, PA	3-4-1
1980-81	Pittsburgh, PA	1-3-2
1981-82	Erie/Johnstown, PA	4-1-2
1982-83	Johnstown, PA	1-3-3
1983-84	Johnstown, PA	3-4-1
1984-85	Pittsburgh, PA	2-4-0
1985-86	Pittsburgh, PA	1-5-0
1986-87	Pittsburgh, PA	2-6-0
1987-88	Pittsburgh, PA	5-1-2
1988-89	Pittsburgh, PA	6-3-0
1989-90	Pittsburgh, PA	4-5-1
1990-91	Pittsburgh, PA	7-2-0
1991-92	Pittsburgh, PA/Denver, CO	4-3-2
1992-93	Pittsburgh, PA	3-5-1
1993-94	Pittsburgh, PA	5-4-0
1994-95	Pittsburgh, PA	3-5-1
1995-96	Canonsburg, PA	3-5-1
1996-97	Canonsburg, PA	2-6-1
1997-98	Canonsburg, PA	4-4-0
1998-99	Canonsburg, PA	4-2-3
1999-00	Canonsburg, PA	2-3-0-1
2000-01	Canonsburg/Wilkes-Barre, PA	3-4-0-0
2001-02	Canonsburg/Wilkes-Barre, PA	1-2-3-0
2002-03	Canonsburg/Wilkes-Barre, PA	2-4-1-0
2003-04	Canonsburg, PA	2-4-1-0
2005-06	Pittsburgh/Wilkes-Barre, PA	2-6-2
2006-07	Pittsburgh, PA/Moncton, Nova Scotia	2-2-3

TEAM AWARDS

MICHEL BRIERE MEMORIAL TROPHY - ROOKIE OF THE YEAR

The Michel Briere Memorial Trophy is awarded to the Penguins player judged to be the best rookie on the team. The trophy is presented in memory of the late Michel Briere, who was an outstanding forward in his only season with the Penguins in 1969-70.

1967-68	Les Binkley	1987-88	Rob Brown
1968-69	Jean Pronovost	1988-89	Zarley Zalapski
1969-70	Michel Briere	1989-90	Mark Recchi
1970-71	Greg Polis	1990-91	Jaromir Jagr
1971-72	Dave Burrows	1991-92	Jim Paek
1972-73	No Winner	1992-93	Shawn McEachern
1973-74	Ron Lalonde	1993-94	No Winner
1974-75	Pierre Larouche	1994-95	No Winner
1975-76	No Winner	1995-96	No Winner
1976-77	Greg Malone	1996-97	Patrick Lalime
1977-78	Peter Lee	1997-98	Peter Skudra
1978-79	Greg Millen & Rod Schutt	1998-99	Jan Hrdina
1979-80	Paul Marshall	1999-00	Jean-Sebastien Aubin
1980-81	Mark Johnson	2000-01	No Winner
1981-82	Mike Bullard	2001-02	Johan Hedberg
1982-83	Dave Hannan	2002-03	No Winner
1983-84	Roberto Romano	2003-04	Ryan Malone
1984-85	Mario Lemieux	2005-06	Sidney Crosby
1985-86	Jim Johnson	2006-07	Evgeni Malkin & Jordan Staal
1986-87	No Winner		

PLAYER'S PLAYER AWARD

The players hold a vote at the end of the season for the player they feel exemplifies leadership for the team both on and off of the ice, and a player who is dedicated to teamwork.

1967-68	No Award	1987-88	Mario Lemieux
1968-69	Val Fonteyne	1988-89	Randy Hillier
1969-70	Jean Pronovost & Dean Prentice	1989-90	Randy Hillier
1970-71	Jean Pronovost	1990-91	Mark Recchi
1971-72	Jean Pronovost	1991-92	Joe Mullen
1972-73	Lowell MacDonald	1992-93	Mario Lemieux
1973-74	Jean Pronovost	1993-94	Ron Francis
1974-75	Ron Schock	1994-95	Ron Francis
1975-76	Jean Pronovost	1995-96	Ron Francis
1976-77	Denis Herron	1996-97	Joe Mullen
1977-78	Denis Herron	1997-98	Ron Francis
1978-79	Greg Malone	1998-99	Jaromir Jagr & Martin Straka
1979-80	Rick Kehoe	1999-00	Martin Straka
1980-81	Rick Kehoe	2000-01	Martin Straka
1981-82	Mike Bullard	2001-02	Alexei Kovalev & Ian Moran
1982-83	Pat Boutette	2002-03	No Winner Announced
1983-84	Denis Herron	2003-04	Kelly Buchberger
1984-85	Warren Young	2005-06	John LeClair
1985-86	Terry Ruskowski	2006-07	Mark Recchi
1986-87	Dan Quinn & Terry Ruskowski		

TEAM AWARDS

A.T. CAGGIANO MEMORIAL BOOSTER CLUB AWARD

Presented in the memory of long time Penguins locker room attendant Anthony "A.T." Caggiano. Booster Club Members vote for the three stars after every home game and tally their votes at the end of the regular season to determine the winner.

1974-75	Vic Hadfield	1990-91	Mark Recchi
1975-76	Dave Burrows	1991-92	Mario Lemieux
1976-77	Dunc Wilson	1992-93	Mario Lemieux
1977-78	Denis Herron	1993-94	Ron Francis
1978-79	Randy Carlyle	1994-95	Jaromir Jagr
1979-80	George Ferguson	1995-96	Mario Lemieux
1980-81	Randy Carlyle	1996-97	Mario Lemieux
1981-82	Michel Dion	1997-98	Jaromir Jagr
1982-83	Michel Dion	1998-99	Jaromir Jagr
1983-84	Mike Bullard	1999-00	Jean-Sebastien Aubin
1984-85	Mario Lemieux	2000-01	Alexei Kovalev
1985-86	Mario Lemieux	2001-02	Alexei Kovalev
1986-87	Mario Lemieux	2002-03	Mario Lemieux
1987-88	Mario Lemieux	2003-04	Ryan Malone
1988-89	Mario Lemieux	2005-06	Sidney Crosby
1989-90	Mario Lemieux	2006-07	Sidney Crosby

BOB JOHNSON MEMORIAL "BADGER BOB" AWARD

Presented in the memory of the Penguins late head coach. The "Badger Bob" Award is presented to the player who, through his performance on the ice, his character and total dedication to his teammates for the success of the team, shows that every day is "A Great Day For Hockey."

1994-95	Ron Francis & Joe Mullen	2000-01	Martin Straka & Darius Kasparaitis
1995-96	Jaromir Jagr	2001-02	Ian Moran
1996-97	Joe Mullen	2002-03	No Winner Announced
1997-98	Ron Francis	2003-04	No Winner Announced
1998-99	Martin Straka	2005-06	No Winner Announced
1999-00	Jiri Slegr	2006-07	No Winner Announced

"BAZ" BASTIEN MEMORIAL AWARD - GOOD GUY AWARD

The Good Guy Award is presented by the Pittsburgh chapter of the Professional Hockey Writers Association to the player who the local media want to acknowledge for his cooperation throughout the year. The award is presented in the memory of the later Aldege "Baz" Bastien, Penguins general manager from 1976-83.

1983-84	Gary Rissling	1995-96	Petr Nedved
1984-85	Gary Rissling	1996-97	Ken Wreggert
1985-86	Terry Ruskowski	1997-98	Ron Francis
1986-87	Dan Frawley	1998-99	Jiri Slegr
1987-88	Randy Cunneyworth	1999-00	Rob Brown
1988-89	Jim Johnson	2000-01	Alexei Kovalev
1989-90	Troy Loney	2001-02	Johan Hedberg
1990-91	Phil Bourque	2002-03	Steve McKenna
1991-92	Larry Murphy	2003-04	Brooks Orpik
1992-93	Kevin Stevens	2005-06	Sidney Crosby
1993-94	Joe Mullen	2006-07	Pittsburgh Penguins team
1994-95	Larry Murphy		

TEAM AWARDS

THE EDWARD J. DeBARTOLO COMMUNITY SERVICE AWARD

The award recognizes the players who have donated a considerable amount of time during the season to working on community and charity projects.

1991-92	Troy Loney & Phil Bourque	1999-00	Matthew Barnaby & Ian Moran
1992-93	Jim Paek & Shawn McEachern	2000-01	Bob Boughner
1993-94	Ken Wregget & Tom Barrasso	2001-02	Andrew Ference
1994-95	Ron Francis & Bryan Trottier	2002-03	Johan Hedberg & Steve McKenna
1995-96	Dave Roche	2003-04	Steve McKenna & Rico Fata
1996-97	Joe Dziedzic & Chris Tamer	2005-06	Ryan Malone, Marc-Andre Fleury, Colby Armstrong & Ryan Whitney
1997-98	Chris Tamer & Tyler Wright		
1998-99	Rob Brown & Tyler Wright	2006-07	Mark Recchi

MASTERTON NOMINEE - COMEBACK PLAYER

The Pittsburgh chapter of the Professional Hockey Writers Association votes for the Penguins' Masterton nominee. Each NHL team selects a Masterton candidate from which the overall winner is chosen. The Masterton candidate is nominated as the player who best exemplifies the qualities of perseverance, sportsmanship and dedication to hockey.


1982-83	Greg Malone	1994-95	John Cullen
1983-84	Denis Herron	1995-96	Ron Francis
1984-85	Gary Rissling & Warren Young	1996-97	Joe Mullen
1985-86	Terry Ruskowski	1997-98	Rob Brown
1986-87	Randy Cunneyworth	1998-99	Darius Kasparaitis
1987-88	Randy Hillier	1999-00	Darius Kasparaitis
1988-89	Phil Bourque	2000-01	Ian Moran
1989-90	Mario Lemieux	2001-02	Stephane Richer
1990-91	Mario Lemieux	2002-03	Martin Straka
1991-92	Joe Mullen	2003-04	Landon Wilson
1992-93	Mario Lemieux	2005-06	John LeClair
1993-94	Kevin Stevens	2006-07	Alain Nasreddine

MOST VALUABLE PLAYER AWARD

Based on the overall contribution the player makes to the team.

1967-68	Les Binkley	1985-86	Mario Lemieux
1968-69	Keith McCreary	1986-87	Mario Lemieux
1969-70	Jean Pronovost	1987-88	Mario Lemieux
1970-71	Ron Schock	1988-89	Mario Lemieux
1971-72	Jean Pronovost	1989-90	Mario Lemieux
1972-73	Dave Burrows	1990-91	Mark Recchi
1973-74	Syl Apps, Dave Burrows, Jean Peonovost & Lowell MacDonald	1991-92	Mario Lemieux
1974-75	Ron Schock & Ron Stackhouse	1992-93	Mario Lemieux
1975-76	Pierre Larouche	1993-94	Ron Francis
1976-77	Dunc Wilson	1994-95	Jaromir Jagr
1977-78	Pete Mahovlich	1995-96	Mario Lemieux
1978-79	Ron Stackhouse & Orest Kindrachuk	1996-97	Mario Lemieux
1979-80	George Ferguson	1997-98	Ron Francis & Jaromir Jagr
1980-81	Randy Carlyle	1998-99	Jaromir Jagr
1981-82	Michel Dion	1999-00	Jaromir Jagr
1982-83	Doug Shedden	2000-01	Mario Lemieux
1983-84	Mike Bullard	2001-02	Alexei Kovalev
1984-85	Mario Lemieux	2002-03	Mario Lemieux
		2003-04	Dick Tarnstrom
		2005-06	Sidney Crosby
		2006-07	Sidney Crosby

PLAYOFFS



YEAR BY YEAR

1968	Did Not Qualify For Playoffs				
1969	Did Not Qualify For Playoffs				
1970	Quarterfinals vs. Oakland (Pittsburgh won series, 4-0)				
Apr. 8	Oakland	1	at Pittsburgh	2	W
Apr. 9	Oakland	1	at Pittsburgh	3	W
Apr. 11	Pittsburgh	5	at Oakland	2	W
Apr. 12	Pittsburgh	3	at Oakland	2 (OT)	W
	Semifinals vs. St. Louis (St. Louis won series, 4-2)				
Apr. 19	Pittsburgh	1	at St. Louis	3	L
Apr. 21	Pittsburgh	1	at St. Louis	4	L
Apr. 23	St. Louis	2	at Pittsburgh	3	W
Apr. 26	St. Louis	1	at Pittsburgh	2	W
Apr. 28	Pittsburgh	0	at St. Louis	5	L
Apr. 30	St. Louis	4	at Pittsburgh	3	L
1971	Did Not Qualify For Playoffs				
1972	Quarterfinals vs. Chicago (Chicago won series, 4-0)				
Apr. 5	Pittsburgh	1	at Chicago	3	L
Apr. 6	Pittsburgh	2	at Chicago	3	L
Apr. 8	Chicago	2	at Pittsburgh	0	L
Apr. 9	Chicago	6	at Pittsburgh	5 (OT)	L
1973	Did Not Qualify For Playoffs				
1974	Did Not Qualify For Playoffs				
1975	Preliminary Round vs. St. Louis (Pittsburgh won series, 2-0)				
Apr. 8	St. Louis	3	at Pittsburgh	4	W
Apr. 10	Pittsburgh	5	at St. Louis	3	W
	Quarterfinals vs. NY Islanders (NY Islanders won series, 4-3)				
Apr. 13	NY Islanders	4	at Pittsburgh	5	W
Apr. 15	NY Islanders	1	at Pittsburgh	3	W
Apr. 17	Pittsburgh	6	at NY Islanders	4	W
Apr. 20	Pittsburgh	1	at NY Islanders	3	L
Apr. 22	NY Islanders	4	at Pittsburgh	2	L
Apr. 24	Pittsburgh	1	at NY Islanders	4	L
Apr. 26	NY Islanders	1	at Pittsburgh	0	L
1976	Preliminary Round vs. Toronto (Toronto won series, 2-1)				
Apr. 6	Pittsburgh	1	at Toronto	4	L
Apr. 8	Toronto	0	at Pittsburgh	2	W
Apr. 9	Pittsburgh	0	at Toronto	4	L
1977	Preliminary Round vs. Toronto (Toronto won series, 2-1)				
Apr. 5	Toronto	4	at Pittsburgh	2	L
Apr. 7	Pittsburgh	6	at Toronto	4	W
Apr. 9	Toronto	5	at Pittsburgh	2	L
1978	Did Not Qualify For Playoffs				
1979	Preliminary Round vs. Buffalo (Pittsburgh won series, 2-1)				
Apr. 10	Pittsburgh	4	at Buffalo	3	W
Apr. 12	Buffalo	3	at Pittsburgh	1	L
Apr. 14	Pittsburgh	4	at Buffalo	3 (OT)	W
	Quarterfinals vs. Boston (Boston won series, 4-0)				
Apr. 16	Pittsburgh	2	at Boston	6	L
Apr. 18	Pittsburgh	3	at Boston	4	L
Apr. 21	Boston	2	at Pittsburgh	1	L
Apr. 22	Boston	4	at Pittsburgh	1	L

YEAR BY YEAR

1980	Preliminary Round vs. Boston (Boston won series, 3-2)				
Apr. 8	Pittsburgh	4	at Boston	2	W
Apr. 10	Pittsburgh	1	at Boston	4	L
Apr. 12	Boston	1	at Pittsburgh	4	W
Apr. 13	Boston	8	at Pittsburgh	3	L
Apr. 14	Pittsburgh	2	at Boston	6	L
1981	Preliminary Round vs. St. Louis (St. Louis won series, 3-2)				
Apr. 8	Pittsburgh	2	at St. Louis	4	L
Apr. 9	Pittsburgh	6	at St. Louis	4	W
Apr. 11	St. Louis	5	at Pittsburgh	4	L
Apr. 12	St. Louis	3	at Pittsburgh	6	W
Apr. 14	Pittsburgh	3	at St. Louis	4 (2OT)	L
1982	Preliminary Round vs. NY Islanders (NY won series, 3-2)				
Apr. 7	Pittsburgh	1	at NY Islanders	8	L
Apr. 8	Pittsburgh	2	at NY Islanders	7	L
Apr. 10	NY Islanders	1	at Pittsburgh	2 (OT)	W
Apr. 11	NY Islanders	2	at Pittsburgh	5	W
Apr. 13	Pittsburgh	3	at NY Islanders	4 (OT)	L
1983	Did Not Qualify For Playoffs				
1984	Did Not Qualify For Playoffs				
1985	Did Not Qualify For Playoffs				
1986	Did Not Qualify For Playoffs				
1987	Did Not Qualify For Playoffs				
1988	Did Not Qualify For Playoffs				
1989	Patrick Division Semifinals vs. NY Rangers (Pittsburgh won series, 4-0)				
Apr. 5	NY Rangers	1	at Pittsburgh	3	W
Apr. 6	NY Rangers	4	at Pittsburgh	7	W
Apr. 8	Pittsburgh	5	at NY Rangers	3	W
Apr. 9	Pittsburgh	4	at NY Rangers	3	W
	Patrick Division Finals vs. Philadelphia (Philadelphia won series, 4-3)				
Apr. 17	Philadelphia	3	at Pittsburgh	4	W
Apr. 19	Philadelphia	4	at Pittsburgh	2	L
Apr. 21	Pittsburgh	4	at Philadelphia	3 (OT)	W
Apr. 23	Pittsburgh	1	at Philadelphia	4	L
Apr. 25	Philadelphia	7	at Pittsburgh	10	W
Apr. 27	Pittsburgh	2	at Philadelphia	6	L
Apr. 29	Philadelphia	4	at Pittsburgh	1	L
1990	Did Not Qualify For Playoffs				
1991	Patrick Division Semifinals vs. New Jersey (Pittsburgh won series, 4-3)				
Apr. 3	New Jersey	3	at Pittsburgh	1	L
Apr. 5	New Jersey	4	at Pittsburgh	5 (OT)	W
Apr. 7	Pittsburgh	4	at New Jersey	3	W
Apr. 9	Pittsburgh	1	at New Jersey	4	L
Apr. 11	New Jersey	4	at Pittsburgh	2	L
Apr. 13	Pittsburgh	4	at New Jersey	3	W
Apr. 15	New Jersey	0	at Pittsburgh	4	W
	Patrick Division Finals vs. Washington (Pittsburgh won series, 4-1)				
Apr. 17	Washington	4	at Pittsburgh	2	L
Apr. 19	Washington	6	at Pittsburgh	7 (OT)	W
Apr. 21	Pittsburgh	3	at Washington	1	W
Apr. 23	Pittsburgh	3	at Washington	1	W
Apr. 25	Washington	1	at Pittsburgh	4	W

YEAR BY YEAR

Prince of Wales Conference Finals vs. Boston (Pittsburgh won series, 4-2)

May 1	Pittsburgh	3	at Boston	6	L
May 3	Pittsburgh	4	at Boston	5 (OT)	L
May 5	Boston	1	at Pittsburgh	4	W
May 7	Boston	1	at Pittsburgh	4	W
May 9	Pittsburgh	7	at Boston	2	W
May 11	Boston	3	at Pittsburgh	5	W

Stanley Cup Finals vs. Minnesota (Pittsburgh won series, 4-2)

May 15	Minnesota	5	at Pittsburgh	4	L
May 17	Minnesota	1	at Pittsburgh	4	W
May 19	Pittsburgh	1	at Minnesota	3	L
May 21	Pittsburgh	5	at Minnesota	3	W
May 23	Minnesota	4	at Pittsburgh	6	W
May 25	Pittsburgh	8	at Minnesota	0	W

1992 Patrick Division Semifinals vs. Washington (Pittsburgh won series, 4-3)

Apr. 19	Pittsburgh	1	at Washington	3	L
Apr. 21	Pittsburgh	2	at Washington	6	L
Apr. 23	Washington	4	at Pittsburgh	6	W
Apr. 25	Washington	7	at Pittsburgh	2	L
Apr. 27	Pittsburgh	5	at Washington	2	W
Apr. 29	Washington	4	at Pittsburgh	6	W
May 1	Pittsburgh	3	at Washington	1	W

Patrick Division Finals vs. NY Rangers (Pittsburgh won series, 4-2)

May 3	Pittsburgh	4	at NY Rangers	2	W
May 5	Pittsburgh	2	at NY Rangers	4	L
May 7	NY Rangers	6	at Pittsburgh	5 (OT)	L
May 9	NY Rangers	4	at Pittsburgh	5 (OT)	W
May 11	Pittsburgh	3	at NY Rangers	2	W
May 13	NY Rangers	1	at Pittsburgh	5	W

Prince of Wales Conference Finals vs. Boston (Pittsburgh won series, 4-0)

May 17	Boston	3	at Pittsburgh	4 (OT)	W
May 19	Boston	2	at Pittsburgh	5	W
May 21	Pittsburgh	5	at Boston	1	W
May 23	Pittsburgh	5	at Boston	1	W

Stanley Cup Finals vs. Chicago (Pittsburgh won series, 4-0)

May 26	Chicago	4	at Pittsburgh	5	W
May 28	Chicago	1	at Pittsburgh	3	W
May 30	Pittsburgh	1	at Chicago	0	W
June 1	Pittsburgh	6	at Chicago	5	W

1993 Patrick Division Semifinals vs. New Jersey (Pittsburgh won series, 4-1)

Apr. 18	New Jersey	3	at Pittsburgh	6	W
Apr. 20	New Jersey	0	at Pittsburgh	7	W
Apr. 22	Pittsburgh	4	at New Jersey	3	W
Apr. 25	Pittsburgh	1	at New Jersey	4	L
Apr. 26	New Jersey	3	at Pittsburgh	5	W

Patrick Division Finals vs. NY Islanders (NY Islanders won series, 4-3)

May 2	NY Islanders	3	at Pittsburgh	2	L
May 4	NY Islanders	0	at Pittsburgh	3	W
May 6	Pittsburgh	3	at NY Islanders	1	W
May 8	Pittsburgh	5	at NY Islanders	6	L
May 10	NY Islanders	3	at Pittsburgh	6	W
May 12	Pittsburgh	5	at NY Islanders	7	L
May 14	NY Islanders	4	at Pittsburgh	3 (OT)	L

1994 Eastern Conference Quarterfinals vs. Washington (Washington won series, 4-2)

Apr. 17	Washington	5	at Pittsburgh	3	L
Apr. 19	Washington	1	at Pittsburgh	2	W
Apr. 21	Pittsburgh	0	at Washington	2	L
Apr. 23	Pittsburgh	1	at Washington	4	L
Apr. 25	Washington	2	at Pittsburgh	3	W
Apr. 27	Pittsburgh	3	at Washington	6	L

YEAR BY YEAR

1995 Eastern Conference Quarterfinals vs. Washington (Pittsburgh won series, 4-3)

May 6	Washington	5	at Pittsburgh	4	L
May 8	Washington	3	at Pittsburgh	5	W
May 10	Pittsburgh	2	at Washington	6	L
May 12	Pittsburgh	2	at Washington	6	L
May 14	Washington	5	at Pittsburgh	6 (OT)	W
May 16	Pittsburgh	7	at Washington	1	W
May 18	Washington	0	at Pittsburgh	3	W

Eastern Conference Semifinals vs. New Jersey (New Jersey won series, 4-1)

May 20	New Jersey	2	at Pittsburgh	3	W
May 22	New Jersey	4	at Pittsburgh	2	L
May 24	Pittsburgh	1	at New Jersey	5	L
May 26	Pittsburgh	1	at New Jersey	2 (OT)	L
May 28	New Jersey	4	at Pittsburgh	1	L

1996 Eastern Conference Quarterfinals vs. Washington (Pittsburgh won series, 4-2)

Apr. 17	Washington	6	at Pittsburgh	4	L
Apr. 19	Washington	5	at Pittsburgh	3	L
Apr. 22	Pittsburgh	4	at Washington	1	W
Apr. 24	Pittsburgh	3	at Washington	2 (4OT)	W
Apr. 26	Washington	1	at Pittsburgh	4	W
Apr. 28	Pittsburgh	3	at Washington	2	W

Eastern Conference Semifinals vs. NY Rangers (Pittsburgh won series, 4-1)

May 3	NY Rangers	3	at Pittsburgh	4	W
May 5	NY Rangers	6	at Pittsburgh	3	L
May 7	Pittsburgh	3	at NY Rangers	2	W
May 9	Pittsburgh	4	at NY Rangers	1	W
May 11	NY Rangers	3	at Pittsburgh	7	W

Eastern Conference Finals vs. Florida (Florida won series, 4-3)

May 18	Florida	5	at Pittsburgh	1	L
May 20	Florida	2	at Pittsburgh	3	W
May 24	Pittsburgh	2	at Florida	5	L
May 26	Pittsburgh	2	at Florida	1	W
May 28	Florida	0	at Pittsburgh	3	W
May 30	Pittsburgh	3	at Florida	4	L
June 1	Florida	3	at Pittsburgh	1	L

1997 Eastern Conference Quarterfinals vs. Philadelphia (Philadelphia won series, 4-1)

Apr. 17	Pittsburgh	1	at Philadelphia	5	L
Apr. 19	Pittsburgh	2	at Philadelphia	3	L
Apr. 21	Philadelphia	5	at Pittsburgh	3	L
Apr. 23	Philadelphia	1	at Pittsburgh	4	W
Apr. 26	Pittsburgh	3	at Philadelphia	6	L

1998 Eastern Conference Quarterfinals vs. Montreal (Montreal won series, 4-2)

Apr. 23	Montreal	3	at Pittsburgh	2 (OT)	L
Apr. 25	Montreal	1	at Pittsburgh	4	W
Apr. 27	Pittsburgh	1	at Montreal	3	L
Apr. 29	Pittsburgh	6	at Montreal	3	W
May 1	Montreal	5	at Pittsburgh	2	L
May 3	Pittsburgh	0	at Montreal	3	L

1999 Eastern Conference Quarterfinals vs. New Jersey (Pittsburgh won series, 4-3)

Apr. 22	Pittsburgh	1	at New Jersey	3	L
Apr. 24	Pittsburgh	4	at New Jersey	1	W
Apr. 25	New Jersey	2	at Pittsburgh	4	W
Apr. 27	New Jersey	4	at Pittsburgh	2	L
Apr. 30	Pittsburgh	3	at New Jersey	4	L
May 2	New Jersey	2	at Pittsburgh	3 (OT)	W
May 4	Pittsburgh	4	at New Jersey	2	W

YEAR BY YEAR

Eastern Conference Semifinals vs. Toronto (Toronto won series, 4-2)

May 7	Pittsburgh	2	at Toronto	0	W
May 9	Pittsburgh	2	at Toronto	4	L
May 11	Toronto	3	at Pittsburgh	4	W
May 13	Toronto	3	at Pittsburgh	2 (OT)	L
May 15	Pittsburgh	1	at Toronto	4	L
May 17	Toronto	4	at Pittsburgh	3 (OT)	L

2000 Eastern Conference Quarterfinals vs. Washington (Pittsburgh won series, 4-1)

Apr. 13	Pittsburgh	7	at Washington	0	W
Apr. 15	Washington	1	at Pittsburgh	2 (OT)	W
Apr. 17	Washington	3	at Pittsburgh	4	W
Apr. 19	Pittsburgh	2	at Washington	3	L
Apr. 21	Pittsburgh	2	at Washington	1	W

Eastern Conference Semifinals vs. Philadelphia (Philadelphia won series, 4-2)

Apr. 27	Pittsburgh	2	at Philadelphia	0	W
Apr. 29	Pittsburgh	4	at Philadelphia	1	W
May 2	Philadelphia	4	at Pittsburgh	3 (OT)	L
May 4	Philadelphia	2	at Pittsburgh	1 (SOT)	L
May 7	Pittsburgh	3	at Philadelphia	6	L
May 9	Philadelphia	2	at Pittsburgh	1	L

2001 Eastern Conference Quarterfinals vs. Washington (Pittsburgh won series, 4-2)

Apr. 12	Pittsburgh	0	at Washington	1	L
Apr. 14	Pittsburgh	2	at Washington	1	W
Apr. 16	Washington	0	at Pittsburgh	3	W
Apr. 18	Washington	4	at Pittsburgh	3 (OT)	L
Apr. 21	Pittsburgh	2	at Washington	1	W
Apr. 23	Washington	3	at Pittsburgh	4 (OT)	W

Eastern Conference Semifinals vs. Buffalo (Pittsburgh won series, 4-3)

Apr. 26	Pittsburgh	3	at Buffalo	0	W
Apr. 28	Pittsburgh	3	at Buffalo	1	W
Apr. 30	Buffalo	4	at Pittsburgh	1	L
May 2	Buffalo	5	at Pittsburgh	2	L
May 5	Pittsburgh	2	at Buffalo	3 (OT)	L
May 8	Buffalo	2	at Pittsburgh	3 (OT)	W
May 10	Pittsburgh	3	at Buffalo	2 (OT)	W

Eastern Conference Finals vs. New Jersey (New Jersey won series, 4-1)

May 12	Pittsburgh	1	at New Jersey	3	L
May 15	Pittsburgh	4	at New Jersey	2	W
May 17	New Jersey	3	at Pittsburgh	0	L
May 19	New Jersey	5	at Pittsburgh	0	L
May 22	Pittsburgh	2	at New Jersey	4	L

2002 Did Not Qualify For Playoffs

2003 Did Not Qualify For Playoffs

2004 Did Not Qualify For Playoffs

2005 No Season

2006 Did Not Qualify For Playoffs

2007 Eastern Conference Quarterfinals vs. Ottawa (Ottawa won series, 4-1)

Apr. 11	Pittsburgh	3	at Ottawa	6	L
Apr. 14	Pittsburgh	4	at Ottawa	3	W
Apr. 15	Ottawa	4	at Pittsburgh	2	L
Apr. 17	Ottawa	2	at Pittsburgh	1	L
Apr. 19	Pittsburgh	0	at Ottawa	3	L

PLAYOFF RECORDS

vs. teams

OPPONENT	SERIES	W	L	GP	W	L	GF	GA	LAST SERIES
Washington	7	6	1	42	26	16	137	121	2001 CQF - Won 4-2
New Jersey	5	3	2	29	14	15	80	86	2001 QF - Lost 4-1
Boston	4	2	2	19	10	9	67	62	1992 SF - Won 4-0
NY Rangers	3	3	0	15	12	3	64	45	1996 CSF - Won 4-1
St. Louis	3	1	2	13	6	7	40	45	1981 PR - Lost 3-2
NY Islanders	3	0	3	19	8	11	58	67	1993 DF - Lost 4-3
Toronto	3	0	3	12	4	8	27	39	1999 CSF - Lost 4-2
Buffalo	2	2	0	10	6	4	26	26	2001 CSF - Won 4-3
Chicago	2	1	1	8	4	4	23	24	1992 F - Won 4-0
Minnesota	1	1	0	6	4	2	28	16	1991 F - Won 4-2
Oakland	1	1	0	4	4	0	13	6	1970 QF - Won 4-0
Ottawa	1	0	1	5	1	4	10	18	2007 CQF - Lost 4-1
Florida	1	0	1	7	3	4	15	20	1996 CF - Lost 4-3
Montreal	1	0	1	6	2	4	15	18	1998 CQF - Lost 4-2
Philadelphia	3	0	3	18	6	12	51	66	2000 CSF - Lost 4-2
TOTAL	40	20	20	213	110	103	654	659	

records by game

	OVERALL	HOME	ROAD
Game One	17-23	10-11	7-12
Game Two	25-15	16-5	9-10
Game Three	22-17	9-11	13-6
Game Four	16-20	6-11	10-9
Game Five	15-15	10-4	5-11
Game Six	10-9	6-3	4-6
Game Seven	5-4	2-4	3-0
TOTAL	110-103	59-49	51-54

records by series

	SERIES PLAYED	W-L
Record in Stanley Cup Finals	2	2-0
Record in Semifinals/Conference Finals	5	2-3
Record in Quarterfinals/Division Finals	13	5-8
Record in Preliminary Round/Division Semifinals/Conference Quarterfinals	20	11-9
Record in Two-Game Series	1	1-0
Record in Three-Game Series	3	1-2
Record in Four-Game Series	6	4-2
Record in Five-Game Series	11	4-7
Record in Six-Game Series	10	5-5
Record in Seven-Game Series	9	5-4

PLAYOFF RECORDS

coaches' playoff records

COACHES	SERIES	W-L	GAMES	W-L
Bob Johnson	4	4-0	24	16-8
Scott Bowman	6	5-1	33	23-10
Ivan Hlinka	3	2-1	18	9-9
Eddie Johnston	8	3-5	46	22-24
Gene Ubriaco	2	1-1	11	7-4
Herb Brooks	2	1-1	11	6-5
Marc Bolleau	2	1-1	9	5-4
Kevin Constantine	3	1-2	19	8-11
Red Kelly	3	1-2	14	6-8
Johnny Wilson	3	1-2	12	4-8
Ken Schinkel	2	0-2	6	2-4
Craig Patrick	1	0-1	5	1-4
Michel Therrien	1	0-1	5	1-4
TOTAL	40	20-20	213	110-103

penguins' playoff leaders

GAMES PLAYED

1. Jagr	140
2. Lemieux	107
3. Stevens	103
4. Barrasso	101
5. Francis	97

POINTS

1. Lemieux	172
2. Jagr	147
3. Stevens	106
4. Francis	100

ASSISTS

1. Lemieux	96
2. Jagr	82
3. Francis	68
4. Stevens	60
5. Murphy	57

GOALS

1. Lemieux	76
2. Jagr	65
3. Stevens	46
4. Francis	32
5. Mullen	16

POWER-PLAY GOALS

1. Lemieux	29
2. Stevens	20
3. Jagr	19

SHORTHANDED GOALS

1. Lemieux	7
2. Jagr	2
Errey	2
Olczyk	2

GAME-WINNING GOALS

1. Jagr	14
2. Lemieux	11
3. Stevens	9
Francis	9

WINS

1. Barrasso	56
2. Wregget	13
3. Hedberg	9

GAA

1. Tugnut	1.77
2. Binkley	2.09
3. Hedberg	2.30
4. Inness	2.67
5. Wregget	2.86

SHUTOUTS

1. Barrasso	6
2. Hedberg	2
Tugnut	2
3. Wregget	1
Pietrangelo	1
Plasse	1

PLAYOFF RECORDS

miscellaneous team records

Years in the Playoffs	20	
Most Consecutive Years in the Playoffs	11	1991 to 2001
Most Consecutive Wins	14	(May 9, 1992 to Apr. 22, 1993)#
Most Consecutive Home Wins	9	(May 9, 1992 to Apr 26, 1993)
Most Consecutive Road Wins	6	(May 11, 1992 to Apr. 22, 1993)

= NHL Record

goaltenders' playoff records

PLAYER	GP	MP	GF	GA	ENG	SO	SAVES	GAA	W-L
Jean-Sebastien Aubin	1	1	0	0	0	0	0	0.00	0-0
Jocelyn Thibault	1	8	2	0	0	0	1	0.00	0-0
Wendell Young	1	39	1	1	0	0	10	1.54	0-0
Ron Tugnut	11	746	29	22	0	2	376	1.77	6-5
Les Binkley	7	428	18	15	0	0	183	2.10	5-2
Johan Hedberg	18	1123	38	43	1	2	439	2.30	9-9
Gary Inness	9	540	27	24	3	0	273	2.67	5-4
Michel Plasse	3	180	3	8	0	1	85	2.67	1-2
Ken Wregget	26	1597	82	78	5	1	816	2.86	13-12
Tom Barrasso	101	5918	334	287	12	6	2523	2.91	56-42
Peter Skudra	1	20	2	1	0	0	10	3.00	0-0
Frank Pietrangelo	5	288	19	15	1	1	133	3.13	4-1
Al Smith	3	180	5	10	0	0	79	3.33	1-2
Denis Herron	10	601	26	35	3	0	298	3.49	3-7
Jim Rutherford	4	240	8	14	0	0	131	3.50	0-4
Marc-Andre Fleury	5	287	8	18	0	0	132	3.76	1-4
Greg Millen	10	625	35	40	1	0	297	3.84	4-6
Michel Dion	5	310	13	22	0	0	164	4.26	2-3
TOTALS	213	13,137	654	659	26	13	5950	3.01	110-103

PLAYOFF RECORDS

shutouts

Goaltender	Date	Opponent	Score	Saves
FOR PITTSBURGH				
Michel Plasse	4/8/76	vs. Toronto	2-0	21
Frank Pietrangelo	4/15/91	vs. New Jersey	4-0	27
Tom Barrasso	4/25/91	at Minnesota	8-0	39
Tom Barrasso	5/30/92	at Chicago	1-0	27
Tom Barrasso	4/20/93	vs. New Jersey	7-0	36
Tom Barrasso	5/4/93	vs. NY Islanders	3-0	26
Ken Wregget	5/18/95	vs. Washington	3-0	33
Tom Barrasso	5/28/96	vs. Florida	3-0	28
Tom Barrasso	5/7/99	at Toronto	2-0	20
Ron Tugnutt	4/13/00	at Washington	7-0	32
Ron Tugnutt	4/27/00	at Philadelphia	2-0	28
Johan Hedberg	4/16/01	vs. Washington	3-0	34
Johan Hedberg	4/26/01	at Buffalo	3-0	25
FOR OPPONENTS				
Jacques Plante	4/28/70	at St. Louis	5-0	21
Gary Smith	4/8/72	vs. Chicago	2-0	31
Glenn Resch	4/26/75	vs. NY Islanders	1-0	30
Wayne Thomas	4/9/76	at Toronto	4-0	26
Don Beaupre	4/21/94	at Washington	2-0	27
Andy Moog	5/3/98	at Montreal	3-0	21
Olaf Kolzig	4/12/01	at Washington	1-0	16
Martin Brodeur	5/17/01	vs. New Jersey	3-0	20
Martin Brodeur	5/19/01	vs. New Jersey	5-0	21
Ray Emery	4/19/07	at Ottawa	3-0	20

hat-tricks

Player	Date	Opponent	Goaltender(s)
FOR PITTSBURGH			
Ken Schinkel	4/11/70	at Oakland	Gary Smith
Mario Lemieux#	4/25/89	vs. Philadelphia	Ron Hextall
Mario Lemieux	4/23/92	vs. Washington	Don Beaupre
Ron Francis	5/9/92	vs. NY Rangers	Mike Richter/John Vanbiesbrouck (2)
Kevin Stevens*	5/21/92	at Boston	Andy Moog
Mario Lemieux	5/11/96	vs. NY Rangers	Mike Richter
Jaromir Jagr	5/11/96	vs. NY Rangers	Mike Richter
Martin Straka	4/25/99	at New Jersey	Martin Brodeur
FOR OPPONENTS			
Dino Ciccarelli	4/25/92	vs. Washington	Tom Barrasso/Ken Wregget (2)
Dirk Graham	5/30/92	at Chicago	Tom Barrasso
Andy Delmore	5/7/00	at Philadelphia	Ron Tugnutt (2)/Peter Skudra

* = Four Goals

= Five Goals, NHL Record

penalty shots

Player	Date	Opponent	Goaltender	Result
FOR PITTSBURGH				
Jaromir Jagr	5/11/92	vs. NY Rangers	John Vanbiesbrouck	GOAL
Shawn McEachern	5/13/92	vs. NY Rangers	John Vanbiesbrouck	No Goal
Aleksey Morozov	4/23/98	vs. Montreal	Andy Moog	No Goal
Martin Straka	5/2/01	vs. Buffalo	Dominik Hasek	No Goal
FOR OPPONENTS				
Michal Pivonka	5/10/95	at Washington	Tom Barrasso	No Goal
Joe Juneau	4/24/96	at Washington	Ken Wregget	No Goal

PLAYOFF RECORDS

overtime games

DATE	PLAYER	TIME	OPPONENT	GAME #	SCORE
5/10/01	Darius Kasparaitis	13:01	at Buffalo	Game #7	3-2
5/8/01	Martin Straka	11:29	vs. Buffalo	Game #6	3-2
5/5/01	Stu Barnes	8:34	at Buffalo	Game #5	2-3
4/23/01	Martin Straka	13:04	vs. Washington	Game #6	4-3
4/18/01	Jeff Halpern	4:01	vs. Washington	Game #4	3-4
5/4/00	Keith Primeau	92:01	vs. Philadelphia	Game #4	1-2
5/2/00	Andy Delmore	11:01	vs. Philadelphia	Game #3	3-4
4/15/00	Jaromir Jagr	5:49	vs. Washington	Game #2	2-1
5/17/99	Garry Valk	1:58	vs. Toronto	Game #6	3-4
5/13/99	Sergei Berezin	2:18	vs. Toronto	Game #4	2-3
5/2/99	Jaromir Jagr	8:59	vs. New Jersey	Game #6	3-2
4/23/98	Benoit Brunet	18:43	vs. Montreal	Game #1	2-3
4/24/96	Petr Nedved	79:15	at Washington	Game #4	3-2
5/26/95	Neil Broten	18:36	at New Jersey	Game #4	1-2
5/14/95	Luc Robitaille	4:30	vs. Washington	Game #5	6-5
5/14/93	David Volek	5:16	vs. NY Islanders	Game #7	3-4
5/17/92	Jaromir Jagr	9:44	vs. Boston	Game #1	4-3
5/9/92	Ron Francis	2:47	vs. NY Rangers	Game #4	5-4
5/7/92	Kris King	1:29	vs. NY Rangers	Game #3	5-6
5/3/91	Vladimir Ruzicka	8:14	at Boston	Game #2	4-5
4/19/91	Kevin Stevens	8:10	vs. Washington	Game #2	7-6
4/5/91	Jaromir Jagr	8:52	vs. New Jersey	Game #2	5-4
4/21/89	Phil Bourque	12:08	at Philadelphia	Game #3	4-3
4/13/82	John Tonelli	6:10	at NY Islanders	Game #5	3-4
4/10/82	Rick Kehoe	4:14	vs. NY Islanders	Game #3	2-1
4/14/81	Mike Crombeen	25:16	at St. Louis	Game #5	3-4
4/14/79	Geroge Ferguson	0:47	at Buffalo	Game #3	4-3
4/9/72	Pit Martin	0:12	vs. Chicago	Game #4	5-6
4/12/70	Michel Briere	8:28	at Oakland	Game #4	3-2

OVERALL OVERTIME RECORD: 15-14

HOME OVERTIME RECORD: 5-5

ROAD OVERTIME RECORD: 10-9

opponent scoring leaders

PLAYER	TEAM(S)	GP	G	A	PTS	PIM
Peter Bondra	Washington	39	19	12	31	8
Michal Pivonka	Washington	31	8	18	26	60
Calle Johansson	Washington	35	8	18	26	14
Dale Hunter	Washington	27	7	17	24	87
Joe Juneau	Washington	18	5	17	22	14
Ray Bourque	Boston	14	4	14	18	29
Mike Ridley	Washington	18	3	15	18	4
Dimitri Khristich	Washington	25	6	10	16	25
Tim Kerr	Phil./NY Rangers	11	1	15	16	2
Brian Leetch	NY Rangers	15	4	12	16	6

opponent goaltending leaders

PLAYER	TEAM(S)	GP	MP	GA	SO	GAA	W-L
Glenn Resch	NY Islanders	4	240	4	1	1.00	4-0
Jacques Plante	St. Louis	3	180	4	1	1.33	2-1
Brian Boucher	Philadelphia	6	463	14	0	1.80	4-2
Wayne Thomas	Toronto	5	300	9	1	1.80	3-2
Martin Brodeur	New Jersey	17	1042	33	2	1.90	11-6
Ray Emery	Ottawa	5	299	10	1	2.01	4-1
Curtis Joseph	Toronto	6	363	13	0	2.15	4-2
Gerry Cheevers	Boston	9	540	20	0	2.22	7-2
Dominik Hasek	Chicago/Buffalo	7	453	17	0	2.25	3-4
Olaf Kolzig	Washington	18	1044	42	1	2.41	6-11
Gary Smith	Oakland/Chicago	5	308	13	1	2.53	1-4

TEAM RECORDS

series

MOST GOALS - BOTH TEAMS

2-Game Series	15	1975	Pgh 9 - StL 6
3-Game Series	23	1977	Tor 13 - Pgh 10
4-Game Series	30	1989	Pgh 19 - NYR 11
5-Game Series	41	1981	Pgh 21 - StL 20
6-Game Series	45	1991	Pgh 27 - Bos 18
7-Game Series	55	1989	Phi 31 - Pgh 24
	55	1995	Pgh 29 - Wsh 26

MOST GOALS - PITTSBURGH

2-Game Series	9	1975	vs. St. Louis
3-Game Series	10	1977	vs. Toronto
4-Game Series	19	1989	vs. NY Rangers
	19	1992	vs. Boston
5-Game Series	23	1993	vs. New Jersey
6-Game Series	28	1991	vs. Minnesota
7-Game Series	29	1995	vs. Washington

MOST GOALS - OPPONENTS

2-Game Series	6	1975	by St. Louis
3-Game Series	13	1977	by Toronto
4-Game Series	16	1979	by Boston
5-Game Series	22	1982	by NY Islanders
6-Game Series	20	1994	by Washington
7-Game Series	31	1989	by Philadelphia

FEWEST GOALS - BOTH TEAMS

2-Game Series	15	1975	Pgh 9 - StL 6
3-Game Series	11	1976	Tor 8 - Pgh 3
4-Game Series	19	1970	Pgh 13 - Oak 6
5-Game Series	24	2001	NJ 17 - Pgh 7
6-Game Series	24	2001	Pgh 14 - Wsh 10
7-Game Series	34	2001	Pgh 17 - Buf 17

FEWEST GOALS - PITTSBURGH

2-Game Series	9	1975	vs. St. Louis
3-Game Series	3	1976	vs. Toronto
4-Game Series	7	1979	vs. Boston
5-Game Series	7	2001	vs. New Jersey
6-Game Series	10	1970	vs. St. Louis
7-Game Series	15	1996	vs. Florida

FEWEST GOALS - OPPONENTS

2-Game Series	6	1975	by St. Louis
3-Game Series	8	1976	by Toronto
4-Game Series	6	1970	by Oakland
5-Game Series	8	2000	by Washington
6-Game Series	10	2001	by Washington
7-Game Series	17	2001	by Buffalo

MOST POWER-PLAY GOALS

Pittsburgh	11	1992	vs. Washington
Opponents	9	1989	by Philadelphia
Both Teams	19	1989	Pgh 10 - Phi 9

MOST POWER-PLAY CHANCES

Pittsburgh	42	1989	vs. Philadelphia
	42	1995	vs. Washington
Opponents	44	1995	by Washington
Both Teams	86	1995	Wsh 44 - Pgh 42

MOST PENALTIES

Pittsburgh	85	1989	vs. Philadelphia
Opponents	95	1989	by Philadelphia
Both Teams	180	1989	Phi 95 - Pgh 85

FEWEST PENALTIES

Pittsburgh	9	1975	vs. St. Louis
Opponents	15	1975	by St. Louis
	15	2001	by New Jersey
Both	24	1975	StL 15 - Pgh 9

MOST PENALTY MINUTES

Pittsburgh	242	1989	vs. Philadelphia
Opponents	270	1989	by Philadelphia
Both Teams	512	1989	Phi 270 - Pgh 242

FEWEST PENALTY MINUTES

Pittsburgh	18	1975	vs. St. Louis
Opponents	30	2001	by New Jersey
Both Teams	61	1976	Tor 36 - Pgh 25

TEAM RECORDS

game

LARGEST MARGIN OF VICTORY

Home	7	4/20/93, 7-0 vs. New Jersey
Road	8	5/25/91, 8-0 at Minnesota

LARGEST MARGIN OF DEFEAT

Home	5	4/13/80, 8-3 vs. Boston
	5	4/25/92, 7-2 vs. Washington
	5	5/19/01, 5-0 vs. New Jersey
Road	7	4/7/82, 8-1 at NY Islanders

MOST GOALS

Both Teams, Home	17	4/25/89, 10-7 win vs. Philadelphia
Both Teams, Road	12	5/12/93, 7-5 loss at NY Islanders

Pittsburgh, Home

	10	4/25/89, 10-7 win vs. Philadelphia
--	----	------------------------------------

Pittsburgh, Road

	8	5/25/91, 8-0 win vs. Minnesota
--	---	--------------------------------

Opponent, Home

	8	4/13/80, 8-3 loss vs. Boston
--	---	------------------------------

Opponent, Road

	8	4/7/82, 8-1 loss at NY Islanders
--	---	----------------------------------

MOST POWER-PLAY GOALS

For	4	4/29/92 vs. Washington
Against	3	Seven Times, Last 4/18/01 vs. Washington
Both Teams	5	4/18/01, Pgh 2 - Wsh 3
	5	4/29/92, Pgh 4 - Wsh 1
	5	4/23/92, Pgh 3 - Wsh 2
	5	4/19/91, Pgh 2 - Wsh 3

MOST POWER-PLAY CHANCES

For	12	4/23/92 vs. Washington
Against	11	4/23/92 vs. Washington
Both Teams	23	Pgh 12 - Wsh 11

MOST SHORT-HANDED GOALS

For	2	4/23/97 vs. Philadelphia
Against	2	Five Times, Last 4/26/97 at Philadelphia

MOST SHOTS

Pittsburgh, Regulation	49	4/26/70 vs. St. Louis
Pittsburgh, Overtime	65	4/24/96 at Washington
Opponent, Regulation	61	5/4/96 at Florida
Opponent, Overtime	72	5/4/00 vs. Philadelphia

MOST SAVES

Pittsburgh, Regulation	56	5/24/96 at Florida
Pittsburgh, Overtime	70	5/4/00 vs. Philadelphia
Opponent, Regulation	49	4/26/70 by St. Louis
Opponent, Overtime	61	4/24/96 by Washington

FEWEST SHOTS

Pittsburgh	13	5/4/99 at New Jersey
Opponent	16	4/23/70 by St. Louis

FEWEST SAVES

Pittsburgh	14	4/23/70 vs. St. Louis
Opponent	9	5/4/95 at New Jersey

MOST PENALTIES

Both Teams, Home	48	4/6/89, Pgh 25 - NYR 23
Both Teams, Road	37	4/29/00, Pgh 15 - Phi 22
Pittsburgh	25	4/6/89 vs. NY Rangers
Opponent	23	4/6/89 by NY Rangers

FEWEST PENALTIES

Both Teams, Home	5	5/17/01 Pgh 3 - NJ 3
Both Teams, Road	3	5/1/92 Pgh 2 - Wsh 1
Pittsburgh	2	5/17/01 vs. New Jersey
	2	5/1/92 at Washington
	2	5/5/92 at NY Rangers
Opponents	1	5/22/01 by New Jersey
	1	5/4/99 by New Jersey
	1	5/1/92 by Washington

MOST PENALTY MINUTES

Both Teams, Home	125	4/25/89 Phi 79 - Pgh 46
Both Teams, Road	154	4/29/00 Phi 104 - Pgh 50
Pittsburgh	83	4/19/70 at St. Louis
Opponent	104	4/29/00 at Philadelphia

FEWEST PENALTY MINUTES

Both Teams, Home	10	5/17/01, Pgh 6 - NJ 4
Both Teams, Road	6	5/1/92, Pgh 4 Wsh 2
Pittsburgh	4	5/17/01 vs. New Jersey
	4	5/1/92 at Washington
	4	5/5/92 at NY Rangers
Opponent	2	5/22/01 by New Jersey
	2	5/4/99 at New Jersey

TEAM RECORDS

period

MOST GOALS

Both Teams, Home	7	4/6/89	Pgh 5 - NYR 2
	7	4/25/89	Pgh 6 - Phi 1
Both Teams, Road	8	5/8/93	Pgh 4 - NYI 4
Pittsburgh, Home	6	4/25/89	vs. Philadelphia
Pittsburgh, Road	4	4/9/81	at NY Rangers
	4	5/8/93	at St. Louis

Opponent, Home	5	4/13/80	by Boston
Opponent, Road	4	4/8/82	by NY Islanders
	4	5/8/93	by NY Islanders

MOST SHOTS

Pittsburgh, Home	21	4/15/75	vs. NY Islanders
Pittsburgh, Road	20	5/7/96	at NY Rangers
Opponent, Home	28	4/21/97	vs. Philadelphia
Opponent, Road	23	5/24/96	at Florida

MOST SAVES

Pittsburgh	27	4/21/97	vs. Philadelphia
Opponent	21	4/15/75	by NY Islanders

FEWEST SAVES

Pittsburgh	1	4/21/01	vs. Washington
	1	4/19/94	vs. Washington
Opponent	2	5/8/01	by Buffalo
	2	5/19/92	by Boston

FEWEST SHOTS

Pittsburgh	1	5/19/92	vs. Boston
Opponent	1	4/21/01	by Washington
	1	4/19/94	by Washington

MOST PENALTIES

Both Teams, Home	24	4/6/89	vs. NY Rangers
Both Teams, Road	24	4/29/00	at Philadelphia
Pittsburgh	15	4/29/00	at Philadelphia
Opponent	22	4/29/00	at Philadelphia

MOST PENALTY MINUTES

Both Teams, Home	84	4/25/89	Phi 51 - Pgh 33
Both Teams, Road	128	4/29/00	Phi 92 - Pgh 36
Pittsburgh, Home	35	5/17/91	vs. Minnesota
Pittsburgh, Road	40	4/19/70	at St. Louis
Opponent, Home	51	4/25/89	vs. Philadelphia
Opponent, Road	92	4/29/00	at Philadelphia

fastest goals

BY ONE PENGUINS PLAYER

Two	0:11	4/17/96	vs. Washington	Petr Nedved
------------	------	---------	----------------	-------------

OVERALL BY PENGUINS

Two	0:07	4/13/80	vs. Boston	Ron Stackhouse and Rick Kehoe
Three	1:29	5/10/93	vs. NY Islanders	Mario Lemieux, Rick Tocchet and Larry Murphy
Four	4:52	4/5/89	vs. Philadelphia	Mario Lemieux (3) and Bob Errey

BY ONE OPPONENT PLAYER

Two	0:25	4/24/75	at NY Islanders	Ed Westfall and Garry Howatt (both ENG)
------------	------	---------	-----------------	---

AT START OF GAME

by Penguins	0:15	4/8/81	at St. Louis	Greg Malone
by Opponent	0:14	4/26/97	at Philadelphia	Eric Lindros

AT START OF PERIOD OTHER THAN FIRST

by Pittsburgh	0:24	4/15/75	vs. NY Islanders	Jean Pronovost
by Opponent	0:06*	4/25/89	vs. Philadelphia	Pelle Eklund

PLAYER RECORDS

career

Games Played	140	Jaromir Jagr
Goals	76	Mario Lemieux
Assists	96	Mario Lemieux
Points	172	Mario Lemieux
Penalty Minutes	170	Kevin Stevens
Power Play Goals	29	Mario Lemieux
Games Played, Goalie	101	Tom Barrasso
Wins	56	Tom Barrasso
Goals Against Average	1.77	Ron Tugnutt
Minutes Played	5,918	Tom Barrasso

year

Goals	17	1991	Kevin Stevens
Assists	28	1991	Mario Lemieux
Points	44	1991	Mario Lemieux
Penalty Minutes	66	1989	Phil Bourque
Power-Play Goals	8	1992	Mario Lemieux
Game-Winning Goals	5	1992	Mario Lemieux
Shots	93	1991	Mario Lemieux
Goals, Defenseman	5	1991	Larry Murphy
Assists, Defenseman	18	1991	Larry Murphy
Points, Defenseman	23	1991	Larry Murphy
Saves	578	1991	Tom Barrasso
Longest Goal Streak	7	4/26/96 to 5/11/96 (10) 5/3/91 to 5/17/91 (8)	Mario Lemieux
Longest Assist Streak	10	4/19/91 to 5/11/91 (16)	Mario Lemieux
Longest Point Streak	15	4/13/91 to 5/17/91 (29 points, 11+18)	Mario Lemieux

series

Goals	9	1989 vs. Philadelphia	Mario Lemieux
Assists	11	1995 vs. Washington	Ron Francis
Points	17	1992 vs. Washington	Mario Lemieux
Penalty Minutes	43	1989 vs. NY Rangers 1970 vs. St. Louis	Randy Hillier Tracy Pratt

game

Goals	5	4/25/89 vs. Philadelphia	Mario Lemieux
Assists	4	Seven Times - Last Time 4/22/96 at Washington	Mario Lemieux
Points	8	4/25/89 vs. Philadelphia (5+3)*	Mario Lemieux
Shots	12	4/24/96 at Washington 4/29/92 vs. Washington	Jaromir Jagr Kevin Stevens
Penalties	8	4/13/80 at Boston	Kim Clackson
Penalty Minutes	32	4/19/70 at St. Louis	Tracy Pratt
Saves	70	5/4/00 vs. Philadelphia	Ron Tugnutt

period

Goals	4	4/25/89 vs. Philadelphia*	Mario Lemieux
Assists	3	5/8/95 vs. Washington 4/19/91 vs. Washington 4/25/89 vs. Philadelphia	Ran Francis Paul Coffey Mario Lemieux
Points	4	4/23/92 vs. Washington (2+2)* 4/25/89 vs. Philadelphia (4+0)*	Mario Lemieux Mario Lemieux
Shots	7	4/11/91 vs. New Jersey	Larry Murphy
Penalties	6	4/13/80 at Boston	Kim Clackson
Penalty Minutes	26	4/13/80 at Boston	Kim Clackson
Saves	27	4/21/97 vs. Philadelphia	Ken Wreggett

* = NHL Record

PLAYOFF SCORING

PLAYER	GP	G	A	PTS	PIM	PLAYER	GP	G	A	PTS	PIM
1. Mario Lemieux	107	76	96	172	87	60. Chris Tamer	37	0	8	8	52
2. Jaromir Jagr	140	65	82	147	121	61. Ken Schinkel	13	6	1	7	4
3. Kevin Stevens	103	46	60	106	170	62. Vic Hadfield	10	5	2	7	11
4. Ron Francis	97	32	68	100	67	63. Mark Johnson	10	4	3	7	6
5. Larry Murphy	74	15	57	72	73	64. Stu Barnes	11	3	4	7	2
6. Martin Straka	65	19	27	46	30	65. Paul Gardner	10	2	5	7	10
7. MARK RECCHI	29	10	28	38	33	66. Dean Prentice	12	2	5	7	8
8. Rick Tocchet	32	15	22	37	68	67. Scott Young	17	1	6	7	2
9. Joe Mullen	62	16	15	31	20	68. Ian Moran	61	1	6	7	20
10. Alexei Kovalev	39	11	17	28	40	69. Kjell Samuelsson	44	0	7	7	72
11. Paul Coffey	23	4	22	26	37	70. Tom Barrasso	101	0	7	7	36
12. Phil Bourque	56	13	12	25	107	71. Gary McAdam	12	3	3	6	9
13. Jan Hrdina	40	10	14	24	22	72. Chuck Amason	9	2	4	6	4
14. Petr Nedved	23	11	12	23	28	73. Jiri Hrdina	35	2	4	6	22
15. Troy Loney	66	8	14	22	97	74. Mike Ramsey	13	0	6	6	4
16. Rick Kehoe	37	4	17	21	2	75. SIDNEY CROSBY	5	3	2	5	4
17. Rob Brown	41	9	10	19	34	76. Jeff Daniels	12	3	2	5	0
18. Robert Lang	45	7	12	19	6	77. Kindrachuk	7	4	1	5	7
19. Jean Pronovost	29	9	9	18	12	78. Kevin Miller	18	3	2	5	8
20. Shawn McEachern	48	6	11	17	24	79. Tyler Wright	30	3	2	5	40
21. Ulf Samuelsson	66	4	12	16	123	80. Ross Lonsberry	17	2	3	5	13
22. Sergei Zubov	18	1	14	15	26	81. Norm Maciver	12	1	4	5	8
23. George Ferguson	22	4	11	15	13	82. Dave Tippett	12	1	4	5	14
24. Rod Schutt	22	8	6	14	26	83. Jim Paek	27	1	4	5	8
25. Bryan Trottier	46	7	7	14	57	84. Gord Roberts	43	1	4	5	95
26. Randy Carlyle	22	6	8	14	41	85. Tom Bladon	8	0	5	5	2
27. Ron Schock	29	2	12	14	23	86. Jim Johnson	11	0	5	5	44
28. Bob Errey	49	9	4	13	51	87. Josef Beranek	29	0	5	5	8
29. Ron Stackhouse	32	5	8	13	38	88. Pat Boutette	5	3	1	4	8
30. Jiri Slegr	29	3	10	13	33	89. Dave Burrows	20	1	3	4	16
31. Tomas Sandstrom	36	7	5	12	50	90. Joe Dziedzic	21	1	3	4	23
32. Paul Stanton	44	2	10	12	66	91. Mario Faubert	10	2	2	4	6
33. Luc Robitaille	12	7	4	11	26	92. SERGEI GONCHAR	5	1	3	4	2
34. Gregg Sheppard	17	4	7	11	2	93. Nick Harbaruk	14	3	1	4	20
35. John Cullen	20	3	8	11	36	94. Darius Kasparaitis	38	2	2	4	50
36. Jock Callander	22	3	8	11	12	95. Francois Leroux	33	1	3	4	34
37. Pierre Larouche	15	2	9	11	2	96. EVGENI MALKIN	5	0	4	4	8
38. Lowell MacDonald	15	6	4	10	8	97. Keith McCreary	11	0	4	4	6
39. Janne Laukkanen	29	4	6	10	24	98. Wayne Primeau	18	1	3	4	2
40. Andrew Ference	18	3	7	10	16	99. Fredrik Olausson	11	0	4	4	2
41. J.J. Daigneault	17	1	9	10	36	100. GARY ROBERTS	5	2	2	4	2
42. Dan Quinn	11	6	3	9	10	101. Duane Rupp	10	2	2	4	8
43. Bob Kelly	15	6	3	9	23	102. JORDAN STAAL	5	3	0	3	2
44. Bryan Smolinski	18	5	4	9	10	103. Bob Leiter	4	3	0	3	0
45. Aleksey Morozov	39	4	5	9	8	104. Jim Hamilton	6	3	0	3	0
46. Kip Miller	13	2	7	9	19	105. Eddie Olczyk	11	3	0	3	16
47. Dave Roche	16	2	7	9	51	106. Andre St. Laurent	5	2	1	3	8
48. Colin Campbell	19	2	7	9	51	107. Blair Chapman	10	2	1	3	9
49. Zarley Zalapski	11	1	8	9	13	108. Troy Murray	12	2	1	3	12
50. Michel Briere	10	5	3	8	17	109. Rene Corbet	24	2	1	3	21
51. Mike Bullard	9	4	4	8	8	110. Brad Werenka	19	2	1	3	14
52. Syl Apps	19	4	4	8	23	111. Chris Joseph	25	2	1	3	20
53. Kevin Hatcher	24	4	4	8	20	112. Wally Boyer	10	1	2	3	0
54. German Titov	11	3	5	8	4	113. Dunc McCallum	10	1	2	3	12
55. Randy Cunneyworth	11	3	5	8	26	114. Bob Woytowich	10	1	2	3	2
56. Greg Malone	18	3	5	8	32	115. Jason Woolley	5	0	3	3	0
57. Glen Murray	18	2	6	8	10	116. Greg Hotham	5	0	3	3	6
58. Peter Taglianetti	39	1	7	8	83	117. Jim Morrison	8	0	3	3	10
59. Peter Lee	19	0	8	8	4	118. Russ Anderson	10	0	3	3	28

PLAYOFF SCORING

PLAYER	GP	G	A	PTS	PIM	PLAYER	GP	G	A	PTS	PIM
119. Bryan Hextall	14	0	3	3	43	178. Drake Berehowsky	1	0	0	0	0
120. Mike Needham	14	2	0	2	4	179. Larry DePalma	1	0	0	0	0
121. RYAN WHITNEY	5	1	1	2	6	180. Steve Dykstra	1	0	0	0	2
122. MICHEL OUELLET	5	0	2	2	6	181. NILS EKMAN	1	0	0	0	0
123. Stan Gilbertson	3	1	1	2	2	182. Maxim Galanov	1	0	0	0	0
124. Nick Libbett	5	1	1	2	0	183. Steve Gatzos	1	0	0	0	0
125. Rick MacLeish	5	1	1	2	0	184. Tuomas Gronman	1	0	0	0	0
126. Kevin McClelland	5	1	1	2	5	185. Greg Hawgood	1	0	0	0	0
127. Bob Stewart	5	1	1	2	2	186. Victor Ignatjev	1	0	0	0	2
128. Dave Michayluk	7	1	1	2	0	187. Andreas Johansson	1	0	0	0	0
129. Pat Price	10	1	1	2	49	188. Paul Marshall	1	0	0	0	0
130. Brad Lauer	12	1	1	2	4	189. Peter Skudra	1	0	0	0	0
131. Grant Jennings	38	1	1	2	38	190. JOCELYN THIBAUT	1	0	0	0	0
132. Darryl Edestrand	4	0	2	2	0	191. Wendell Young	1	0	0	0	0
133. Greg Polis	4	0	2	2	0	192. Richard Zemlak	1	0	0	0	10
134. Glen Sather	10	0	2	2	17	193. Mike Corrigan	2	0	0	0	0
135. Bob Boughner	29	0	3	3	37	194. Chris Dahlquist	2	0	0	0	0
136. Gord Dineen	11	0	2	2	8	195. Todd Hlushko	2	0	0	0	0
137. Val Fonteyne	14	0	2	2	2	196. GEORGES LARAQUE	2	0	0	0	0
138. Matthew Barnaby	24	0	2	2	64	197. Michal Rozsival	2	0	0	0	4
139. John Slaney	2	1	0	1	2	198. Bob Simpson	2	0	0	0	0
140. Len Barrie	4	1	0	1	8	199. Lex Hudson	2	0	0	0	0
141. COLBY ARMSTRONG	5	0	1	1	11	200. Craig Muni	3	0	0	0	0
142. MAXIME TALBOT	5	0	1	1	7	201. Larry Bignell	3	0	0	0	2
143. Greg Johnson	5	1	0	1	2	202. Brian Bonin	3	0	0	0	0
144. Peter Laframboise	9	1	0	1	0	203. Randy Boyd	3	0	0	0	11
145. Pat Falloon	10	1	0	1	2	204. Kim Clackson	3	0	0	0	37
146. Greg Andrusak	12	1	0	1	6	205. Corey Foster	3	0	0	0	4
147. Bobby Dallas	13	1	0	1	6	206. Al Smith	3	0	0	0	0
148. Dan Kesa	13	1	0	1	0	207. Simon Nolet	3	0	0	0	0
149. Randy Gilhen	16	1	0	1	14	208. RONALD PETROVICKY	3	0	0	0	2
150. Pete Mahovlich	2	0	1	1	0	209. Michel Plasse	3	0	0	0	0
151. Don Awrey	3	0	1	1	0	210. Stefan Bergvist	4	0	0	0	2
152. Wayne Bianchin	3	0	1	1	6	211. Steve Cardwell	4	0	0	0	2
153. Jacques Cossette	3	0	1	1	4	212. ERIC CHRISTENSEN	4	0	0	0	6
154. Dave McLlwain	3	0	1	1	0	213. Kim Davis	4	0	0	0	0
155. Ed Van Impe	3	0	1	1	2	214. Pat Graham	4	0	0	0	2
156. Tim Horton	4	0	1	1	2	215. Richard Park	4	0	0	0	2
157. Al McDonough	4	0	1	1	0	216. Jim Rutherford	4	0	0	0	0
158. Eddie Shack	4	0	1	1	15	217. Mike Stapleton	4	0	0	0	0
159. Frank Pietrangelo	5	0	1	1	2	218. Dale Tallon	4	0	0	0	4
160. Gary Rissling	5	0	1	1	4	219. Michel Dion	5	0	0	0	0
161. Greg Brown	6	0	1	1	4	220. MARK EATON	5	0	0	0	2
162. Barry Wilkins	6	0	1	1	4	221. Rusty Fitzgerald	5	0	0	0	4
163. Marc Chorney	7	0	1	1	2	222. MARC-ANDRE FLEURY	5	0	0	0	0
164. Bob Paradise	7	0	1	1	17	223. Pat Hughes	5	0	0	0	21
165. Bob McManama	8	0	1	1	6	224. Dan LaCouture	5	0	0	0	2
166. Dennis Owchar	8	0	1	1	6	225. RYAN MALONE	5	0	0	0	0
167. Dave Hannan	8	0	1	1	4	226. JOSEF MELICHAR	5	0	0	0	2
168. Paul Baxter	10	0	1	1	42	227. Krzysztof Oliwa	5	0	0	0	16
169. Tracy Pratt	10	0	1	1	51	228. BROOKS ORPIK	5	0	0	0	8
170. Alex Hicks	11	0	1	1	4	229. Sean Pronger	5	0	0	0	4
171. Marc Bergevin	12	0	1	1	2	230. JARKKO RUUTU	5	0	0	0	10
172. Dmitri Mironov	15	0	1	1	10	231. ROB SCUDERI	5	0	0	0	2
173. Randy Hillier	17	0	1	1	73	232. Doug Brown	6	0	0	0	2
174. Neil Wilkinson	20	0	1	1	18	233. Les Binkley	7	0	0	0	0
175. Ken Wregget	26	0	1	1	9	234. Bob Blackburn	7	0	0	0	4
176. Hans Jonsson	27	0	1	1	14	235. Martin Sonnenberg	7	0	0	0	0
177. Jean-Sebastien Aubin	1	0	0	0	0	236. Milan Kraft	8	0	0	0	2

PLAYOFF SCORING

PLAYER	GP	G	A	PTS	PIM	PLAYER	GP	G	A	PTS	PIM
237. Jim McKenzie	8	0	0	0	4						
238. Alek Stojanov	9	0	0	0	19						
239. Rod Buskas	10	0	0	0	23						
240. Dennis Herron	10	0	0	0	5						
241. Greg Millen	10	0	0	0	0						
242. Peter Popovic	10	0	0	0	10						
243. Mike Hudson	11	0	0	0	6						
244. Ron Tugnutt	11	0	0	0	2						
245. Lew Morrison	13	0	0	0	0						
246. Jay Caulfield	14	0	0	0	30						
247. Bryan Watson	14	0	0	0	38						
248. Johan Hedberg	18	0	0	0	0						
BENCH					34						
TOTALS	213	654	1103	1757	4041						

MEDIA INFORMATION



MEDIA INFORMATION

DAILY PRACTICE SESSIONS: Practice sessions are open to all members of the media. Please have your season pass readily available for practices at Mellon Arena. A monthly practice schedule will be distributed to the media at the beginning of each month throughout the season via fax and email. Generally, Penguins game-day morning skates are held at 10:30 a.m. followed by the visiting team at 11:30 a.m. at Mellon Arena. On the road, the Penguins normally hold a game-day morning skate at 11:30 a.m. Please confirm location and time with the media relations staff as last-minute changes do occur.

INDIVIDUAL GAME PASSES: Members of the media must contact Jennifer Bullano in the Penguins media relations department no later than 24 hours before the desired game. Passes will be issued to working media and photographers only. Passes will be left at the press gate located at Gate 3 of Mellon Arena two hours prior to game time. You can reach the gate from Washington Place, which runs in front of the arena where the marquis stands. Passes will be available at Gate #3 until the opening face-off. Once the game begins, the passes will be moved to Gate #2 of Mellon Arena, which is located on the corner of Centre Avenue and Mario Lemieux Place.



The Penguins require all members of the media to display credentials at all times at practice sessions and games.

PRESS BOX: The press box is located on the west side of the building above section D-24. It is for game personnel and members of the media covering the game only. When necessary, overflow media will be assigned seats in the auxiliary seating area. Elevators to the press box are located adjacent to the

media entrance at Gate #3. Take the elevator to the 5th floor and exit either right or left, taking the stairs to the press level.

Out-of-town scores, injury updates and any additional news will be posted throughout the game on the four bulletin boards in the press box. One board is located on the wall in between booths A and B – two boards are located on the wall in the middle of the press box behind press row – and one board is located on the wall between booths H and I.

PRESS LOUNGE: The press lounge is located at Gate # 3, just beyond the press gate on the right. Members of the media and game night staff must show their passes at the door for admittance. The press lounge will open two hours prior to game time with dinner and beverages. The press lounge is equipped with wireless internet, telephone lines and electrical outlets and is available during and after the game for filing purposes.

LOCKER ROOM ACCESS: The Penguins locker room will open to the media no later than five minutes after the conclusion of the game per NHL regulations. ONLY working members of the media with appropriate identification will be admitted. Access to the Penguins training room and players' dressing area is prohibited. Please enter and exit the locker room through the door located in the hallway of Gate #2.

At the conclusion of practice, the locker room will be open as per League requirements.

MEDIA INFORMATION

Please enter the locker room from the runway after practices and morning skates.

GAME BROADCAST INTERVIEWS: All requests from rights-holders for pre-tape interviews and intermission interviews with players, coaches or management must be confirmed during the morning skate before the players and/or coaches leave the building. In the event the Club does not hold a morning skate, arrangements for interviews will be made accordingly.

POSTGAME PROCEDURES: Penguins head coach Michel Therrien will hold a press conference after each game in the press lounge. Postgame quote sheets for both head coaches will be available after the game in the press box, press lounge and locker rooms.

SERVICES: Game notes and statistics will be available in the press lounge and press box prior to the game. Additional information from the NHL and press releases will also be available at these locations throughout the season

Game summaries are available after each period in the press box. Final game summaries are distributed in the press box, press lounge and both the home and away locker rooms after the game. Out-of-town scores will be distributed throughout the game. If you require any special needs, please see a member of the Penguins' media relations staff.

PHOTOGRAPHERS: Photographers may shoot from designated areas assigned by the Penguins media relations staff. Photo location assignments will be posted in the press lounge prior to each game. Anyone shooting from unauthorized locations will be removed from the game. Individual game photo passes must be secured by calling the media relations office at least 24 hours in advance of each game.

INFORMATION HOTLINE: Media updates including practice times and locations are available by calling the Penguins media information hotline at 412-642-1986.

RADIO NETWORK: "The X", 105.9 FM, will serve as the Penguins flagship radio station for the 2007-08 season. Hall of Famer Mike Lange and two-time Stanley Cup champion Phil Bourque will call the action for all 82 games. "The X" is part of the Clear Channel Communications group.



TELEVISION COVERAGE: FSN Pittsburgh continues its extraordinary coverage of Penguins games this season. Paul Steigerwald and two-time Stanley Cup champion Bob Errey will call the action. As in past seasons, Versus and NBC will televise selected Penguins games in 2007-08 as well.



Penguins Fans First.

PENGUINS MEDIA RELATIONS CONTACT NUMBERS:

Frank Buonomo	Senior Director of Team Services and Media Relations	(412) 642-1922
Brian Werger	Assistant Director of Media Relations	(412) 642-1812
Jennifer Bullano	Manager of Media Relations	(412) 642-1827
Joe Sager	Director of Content/Publications	(412) 642-2188

MEDIA RELATIONS STAFF

brian werger

Assistant Director of Media Relations

Brian Werger enters his second season with the Penguins after joining the club as the assistant director of media relations in January 2007.

Prior to joining the organization, Werger worked for nine seasons in the United Hockey League (UHL). He served as the director of business operations/game operations for the Quad City Mallards for five seasons before assuming the role of vice president of media relations at the UHL office the next four seasons.

The native of Keota, Iowa, graduated from St. Ambrose University (Davenport, Iowa) with a B.A. in sports management and a business management minor. Werger was a member of the St. Ambrose basketball team for three seasons and twice earned Academic All-Conference honors.

He resides in the North Hills.



jennifer bullano

Manager of Media Relations

Jennifer Bullano returns for her second season as the manager of media relations. She previously worked as an intern for the Penguins' media relations department. Jen worked for the Walt Disney Company in guest relations and VIP services before joining the Penguins.

Her responsibilities include game notes, stats, credential requests and press releases.

The Pittsburgh native graduated from Penn State University with a B.A. in public relations and earned an MBA with an emphasis in sports, arts and entertainment management from Point Park University.

She resides in Shadyside.



joe sager

Director of Content/Publications

Joe Sager enters his third season as Director of Content/Publications for the Penguins.

He serves as the team's reporter – posting stories on the Penguins' Web site and writing for and editing IceTime, the Penguins' official game program. In addition, he assists the Penguins' media relations department and oversees production of department publications.

Sager serves as an on-air contributor for Penguins broadcasts in pregame and intermission segments and co-hosts Penguins Hotline with Bob Grove.

Prior to joining the Penguins, Sager was a sports writer for the New Castle News for five years. He is a regular contributor to USA Hockey Magazine as well as The Monthly Post Magazine and other publications.

The Pittsburgh native graduated from Slippery Rock University in 2000 with a B.A. in communications. He and his wife, Ashleigh, reside in the North Hills.



FSN PITTSBURGH BROADCAST TEAM

paul steigerwald

Play-by-play announcer

Pittsburgh native Paul Steigerwald enters his second season as play-by-play announcer for Penguins telecasts on FSN Pittsburgh.

He spent six seasons as the radio voice of the Penguins and served the previous 14 seasons as color commentator on Penguins TV and radio broadcasts.

"Staggy," a tireless worker and interviewer, is well-known by coaches and players across the NHL.


Steigerwald developed his interest in hockey as a youngster in the South Hills – in part because his neighbor, former Penguins GM Jack Riley, gave local kids tickets to attend Penguins games.

He attended Kent State University, where he worked as one of the hockey club's broadcasters, and began his professional broadcasting career with the Johnstown Red Wings (EHL) in 1979.

Steigerwald joined the Penguins organization in 1980 as director of marketing and also served as intermission host for radio and television broadcasts. In 1985, he joined the broadcast team as a color commentator. He left the Penguins front office in 1988 for a position in the sports department of KDKA-TV but still maintained his color commentator duties.

In addition, Steigerwald served as play-by-play broadcaster with the Altoona Curve baseball club during the 2005, '06 and '07 seasons.

He has two sons, Blake and Dylan.



bob errey

Color analyst

Bob Errey returns for his fourth season on Penguins' television broadcasts, where he joins Paul Steigerwald.

Previously, Errey worked as the color commentator for Penguins' radio broadcasts alongside Steigerwald for four seasons.

Errey was the Penguins' first-round draft pick in 1983 and played 11 seasons in Pittsburgh, recording 132 goals, 272 points and 651 penalty minutes in 572 games.

A speedy two-way winger and excellent penalty killer, Errey was a key member of both Stanley Cup championship teams in 1991 and 1992.

Errey also played for Buffalo, San Jose, Detroit, Dallas and the New York Rangers in a 15-year NHL career. In 895 games, he registered 170 goals, 382 points and 1,005 penalty minutes.



Penguins Fans First.

PENGUINS RADIO NETWORK

mike lange

Play-by-play announcer

One of the most unique broadcasters in professional sports, Mike Lange enters his 32nd season with the Penguins and will handle radio play-by-play on the club's flagship station, 105.9 FM "The X."


Known for his creative and colorful style, including trademark phrases such as "Buy Sam A Drink And Get His Dog One, Too," Lange was awarded the Foster Hewitt award by the Hockey Hall of Fame in 2001.

Lange's relationship with the Penguins began in 1974-75, when he broke into the NHL as a radio play-by-play man, He left for one season but returned in 1976-77 and has been a fixture on the Penguins' scene ever since.

Lange did radio exclusively until 1979, when games were simulcast on radio and TV. He served as the television voice of the Penguins through 2005-06, before returning to the radio booth in 2006-07.

A native of Sacramento, California, Lange earned a degree in broadcasting from Sacramento State University before starting his career as the voice of the Phoenix Roadrunners (WHL) in 1970. He also served as the play-by-play voice of the San Diego Gulls (WHL) in 1973-74 before joining the Penguins.

In addition to his tenure with the Penguins, Lange handled play-by-play duties for the Pittsburgh Pirates in 1986-87. A well-known member of the Pittsburgh community, Lange makes numerous personal appearances throughout the year and is actively involved in charity work.



phil bourque

Color analyst

Two-time Stanley Cup champion Phil Bourque begins his fourth season on the Penguins broadcast team, serving as color commentator alongside Mike Lange.

A gritty winger/defenseman, Bourque was signed by Pittsburgh as a free agent in 1982, and went on to record 164 points (75+89) in 344 regular season games with the Penguins between 1983 and 1992. For his career he totaled 199 points (88+111) in 477 games with the Penguins, Rangers and Senators.

Since retiring from professional hockey in 2000, Bourque has co-hosted Penguins pre- and post-game shows on the Penguins Radio Network and worked as a contributor for FSN Pittsburgh's coverage of Penguins hockey.



NHL INFORMATION

Order of Selection for Entry Draft: The order of selection among the Member Clubs in each season shall be determined in the following manner:

A composite of all Member Clubs shall be prepared by placing:

*First the Clubs which failed to qualify for the next preceding playoffs in the order of points earned by each of them in the regular schedule of the preceding season starting with the Club having the lowest points total and followed by the Club having the next lowest points total, and so forth.

*The Clubs which participated in the next preceding playoffs (but had not been ranked first in their respective Divisions and had not won the Stanley Cup that season) in order of points earned by each of them in the regular schedule of the next preceding season starting with the Club having the lowest total points and followed by the Club having the next lowest total points, and so forth.

*The Clubs which had been ranked first in their Divisions during the next preceding season (but had not won the Stanley Cup that season) in the order of points earned by each of them in the regular schedule of the next preceding season starting with the Club having the lowest total points and followed by the Club having the next lowest total points, and so forth.

*The Stanley Cup winner shall select last, thus, positioning all Clubs on the list.

In the event of a tie for any position, such tie shall be resolved by application of the rules governing the determination of final League standings. The resulting list shall constitute the order of selection.

Entry Draft Player Eligibility: All players age 19 or older (1. any player who will be age 18 on or before September 15 in the year in which such Entry Draft is held, or 2. reaches his 19th birthday between September 16 and December 31, both dates included, next following Entry Draft, can attain eligibility by delivering to the League a written notice (Opt in Form) prior to the later of May 1, or seven days following the date such player finishes competing on his team in the year in which such draft is to be held.) are eligible for claim in the Entry Draft, except:

*A player on the Reserve List of a Club, other than as a try-out;

*A player who has been claimed in two prior Entry Drafts;

*A player who previously played in the League and became a free agent pursuant to the Collective Bargaining Agreement;

*A player age 21 or older who had played hockey for at least one season in North America when he was age 18, 19 or 20.



Unsigned Draft Choices: A player aged 18 or 19 who was selected in the first three rounds of the Entry Draft and who was not signed by his NHL Club may not be retained by the Club and must be returned to his junior Club no later than the day prior to the opening of the NHL regular season.

A player aged 18 or 19 who was selected in the fourth or subsequent rounds who has not been signed by his NHL Club may not be retained by his Club and must be returned to his junior Club no later than the fourth day prior to the opening of the NHL regular season.

Entry Level Players:

*Players 18 through 21 years of age when signing their first contract must remain in the entry-level system for a period of three years; players age 22 and 23 when signing their first contract are in the entry level system for two years; while those age 24 when first under contract are in the entry level system for one year. Age is defined as the player's age on September 15 of the calendar year in which he signs the contract, regardless of his actual age on the date he signs such contract.

*In the event that a signed 18 or 19-year-old player does not play a minimum of 10 NHL games (regular season and/or playoffs) in his first season under contract, the term of his player contract and his number of years in the entry level system will be extended for a period of one year. The exception to this is a 19-year-old player who turns 20 years of age between September 16 and December 31 in his first contract year.

*In the event that a player signs his first contract at age 18 and has had his Player Contract extended

NHL INFORMATION

for one season already, and such player does not play at least 10 NHL games (regular season and/or playoffs) in the second season under that player's Player Contract, then the term of his Player Contract and his number of years in the Entry Level System shall be extended for one additional year.

23-Man Roster: There may be a maximum of 23 players on each Club's playing roster at any one time from the commencement of the NHL regular season through the trade deadline. Prior to the start of the season, each Club must submit to the NHL its "Opening Day Playing Roster" which shall be comprised of not more than 23 players. Each Club must have a roster of at least 20 players, composed of 18 skaters and two goaltenders. Players on Injured Reserve do not count in the 23-Man Roster limit.

Injured Reserve List: In the event that a player is injured and a Club wishes to place him on the Injured Reserve List, the Club must follow these procedures:

1. A Club may place a player on the injured reserve list if such player is injured, disabled or ill and unable to perform his duties as a hockey player after having passed the Club's initial physical examination in that season.

2. A player who has an injury that renders him physically unable to play for a minimum of seven days after that date of the injury can be placed on the Club's Injured Reserve List. Once a player is placed on the injured reserve, the Club may replace said player on its NHL roster with another player. All determinations that a player has suffered an injury warranting injured reserve status must be made by the Club's medical staff and in accordance with the Club's medical standards.

3. A player placed on Injured Reserve is ineligible to compete in NHL games for a period of not less than seven days from the date of injury.

4. Players on Injured Reserve may attend Club meetings and meals, travel with the Club and participate in practice sessions.

5. Players on Injured Reserve are prohibited from appearing in games, participating in pre-game warm-ups with their Clubs, or dressing in game uniforms on game days.



Regular Season Waivers:

1. For the purposes of regular season waivers, the five-year exemption for an 18-year-old skater and four-year exemption for a 19-year-old skater are both reduced to three years commencing the first season that the 18 or 19-year-old plays in 11 NHL games or more. For the purposes of the waiver draft, these exemptions are both reduced to four years commencing the first season that the 18 or 19-year-old plays in 11 NHL games or more. The next two seasons, regardless of whether the skater plays any games in either season, shall count as the second and third years toward satisfying the exemption.

2. For purposes of regular season waivers, the six-year exemption for an 18-year-old goaltender and five-year exemption for a 19-year-old goaltender are both reduced to four years commencing the first season that the 18 or 19-year-old plays in 11 NHL games or more. For purposes of the waiver draft, these exemptions are both reduced to five years commencing the first season that the 18 or 19-year-old plays in 11 games or more. The next three seasons, regardless of whether the goalie plays any games in any season, shall count as the next three years toward satisfying the exemption.

3. The first season in which a player who is age 20 or older plays in one or more professional games shall constitute the first year for calculating the number of years he is exempt from waivers.

NOTE: Professional games include NHL regular season games, NHL playoff games, all minor league regular season and playoff games and any other professional games including but not limited to, play in European Leagues when players is on loan to such Clubs and while player is party to a Player Contract.

4. The rights granted to assign a player (who is otherwise required to clear waivers) to a minor NHL Club expire for any player, who, after clearing the waiver draft or regular-season waivers, is not sent to a minor NHL Club, or is recalled from a minor NHL Club (except on emergency recall) and remains on an NHL roster for 30 days cumulative or plays 10 NHL games cumulative.



UPMC ... not on the roster, still leading in assists.

Official and Exclusive Sports Medicine Provider of the Pittsburgh Penguins.

UPMC

www.upmc.com | 1-800-533-UPMC

2007-08 SCHEDULE



PITTSBURGH PENGUINS
2007 2008 SCHEDULE

Be sure to check the starting times of all games before you head to Mellon Arena!

2007 OCTOBER

S	M	T	W	T	F	S
	1	2	3	4	5 @CAR 7:00	6 ANA 7:30
7	8	9	10 MON 7:30	11	12 @TOR 7:00	13
14	15	16	17 NJ 7:30	18	19 CAR 7:30	20 @WAS 7:00
21	22	23 NYR 7:00	24	25 TOR 7:30	26	27 MON 7:30
28	29	30 @MIN 7:00	31			

2007 NOVEMBER

S	M	T	W	T	F	S
					1 @COL 9:00	2 @NYI 7:00
4	5 @NJ 7:30	6	7 PHI 7:00	8 @NYR 7:00	9	10 @PHI 7:00
11	12 NJ 7:30	13	14	15 NYI 7:30	16	17 NYR 7:30
18	19	20	21 NJ 7:30	22 @OTT 7:30	23	24 ATL 7:30
25	26	27	28	29	30 DAL 7:30	

2007 DECEMBER

S	M	T	W	T	F	S
						1 @TOR 7:00
2	3 PHX 7:30	4	5 @EDM 9:00	6 @CAL 9:00	7	8 @VAN 10:00
9	10	11 @PHI 7:00	12	13 OTT 7:30	14	15 @NYI 7:00
16	17	18 @NYR 7:00	19	20 @BOS 7:00	21 NYI 7:30	22
23 BOS 3:00	24	25	26	27 WAS 7:30	28	29 BUF 7:30
30	31					

2008 JANUARY

S	M	T	W	T	F	S
		1 @BUF 1:00	2 TOR 7:30	3	4	5 FLA 7:30
6	7	8 @FLA 7:30	9	10 @TB 7:30	11	12 @ATL 7:00
13	14 NYR 7:00	15	16	17	18 TB 7:30	19 @MON 7:00
20	21 WAS 7:30	22	23	24 @PHI 7:00	25	26
27	28	29 @NJ 7:00	30 @ATL 7:00	31		

2008 FEBRUARY

S	M	T	W	T	F	S
						1 CAR 7:30
3	4 @NJ 7:00	5	6	7 NYI 7:30	8	9 LA 1:00
10 PHI *TBA	11	12	13 BOS 7:30	14 @CAR 7:00	15	16
17 @BUF *TBA	18	19 FLA 7:30	20	21 @MON 7:30	22	23 OTT 3:00
24 SJ 3:00	25	26 @NYI 7:00	27	28 @BOS 7:00	29	

2008 MARCH

S	M	T	W	T	F	S
						1 @OTT 3:00
2 ATL *TBA	3	4 @TB 7:30	5	6 @FLA 7:30	7	8
9 @WAS *TBA	10	11	12 BUF 7:30	13	14	15
16 PHI *TBA	17	18 @NYR 7:00	19	20 TB 7:30	21	22 NJ 7:30
23	24 @NYI 7:00	25 @NJ 7:00	26	27 NYI 7:30	28	29
30 NYR *TBA	31 @NYR 7:00					

2008 APRIL

S	M	T	W	T	F	S
		1	2 PHI 7:30	3	4	5
6 @PHI *TBA	7	8	9	10	11	12

*TBA - Afternoon game with a starting time affected by a national TV broadcast. Visit pittsburghpenguins.com for up-to-date schedule information.

HOME AWAY PROMOTION