

OCTOBER 1980

SUN	MON	TUES	WEDS	THRU	FRI	SAT
	/		1	2	3	4
5	6	7	8	9 PHIL	10	11 WIN
12 NYR	13	14	15 HART	16	17	18 BUFF
19	20	21 TOR	22 STL	23	24	25 CALG
26	27	28	29 BUFF	30	31 WIN	

FEBRUARY 1981

SUN	MON	TUES	WEDS	THRU	FRI	SAT
1	2 CHI	3	4 WIN	5	6 COLO	7 CALG
8	9	10	11	12 NYI	13	14 VAN
15	16	17 PHIL	18	19 HART	20	21 BUFF
22 COLO	23	24	25 WIN	26 WASH	27	28 NYR

NOVEMBER 1980

SUN	MON	TUES	WEDS	THRU	FRI	SAT
						1 MINN
2	3 EDM	4	5 TOR	6	7	8 DET
9 BOST	10	11	12 WASH	13	14 NYR	15 BOST
16	17	18	19 MINN	20	21	22 COLO
23/30	24	25	26 VAN	27 BOST	28	29 NYR

MARCH 1981

SUN	MON	TUES	WEDS	THRU	FRI	SAT
1	2 QUE	3	4 LA	5	6	7 MINN
8 EDM	9	10	11 MONT	12	13	14 QUE
15	16 EDM	17 VAN	18	19 LA	20	21 COLO
22	23	24	25 TOR	26	27	28 NYI
29 EDM	30	31 QUE				

DECEMBER 1980

SUN	MON	TUES	WEDS	THRU	FRI	SAT
	1	2	3 TOR	4 MONT	5	6 CHI
7 BUFF	8	9	10 MONT	11	12 WASH	13 PHIL
14	15	16	17 LA	18	19 VAN	20 CALG
21	22	23 STL	24	25	26 HART	27 QUE
28	29	30	31 DET			

APRIL 1981

SUN	MON	TUES	WEDS	THRU	FRI	SAT
			1	2 DET	3	4 BOST
5 HART	6	7	8	9	10	11
12	13	14	15	16	17	18
19	20	21	22	23	24	25
26	27	28	29	30		

JANUARY 1981

SUN	MON	TUES	WEDS	THRU	FRI	SAT
				1	2	3 DET
4 CHI	5	6	7 NYI	8 MONT	9	10 CHI
11	12	13 NYI	14 STL	15	16	17 LA
18	19	20	21 PHIL	22	23	24 CALG
25	26	27 STL	28 MINN	29	30	31 WASH

- AWAY
- HOME
- Televised Game on WPGH-TV (Channel 53)

Starting Time:
Saturdays 8:05/Week Nites & Sundays 7:35

1980/81



PITTSBURGH
Penguins

FACT BOOK

PITTSBURGH
Penguins



1980-81 HOME SCHEDULE

DAY	DATE	OPPONENT	TIME
Saturday	October 11	Winnipeg	8:05
Wednesday	October 15	Hartford	7:35
Saturday	October 18	Buffalo	8:05
Wednesday	October 22	St. Louis	7:35
Saturday	October 25	Calgary	8:05
Wednesday	November 5	Toronto	7:35
Saturday	November 8	Detroit	8:05
Wednesday	November 12	Washington	7:35
Saturday	November 15	Boston	8:05
Wednesday	November 19	Minnesota	7:35
Saturday	November 22	Colorado	8:05
Wednesday	November 26	Vancouver	7:35
Saturday	November 29	NY Rangers	8:05
Saturday	December 6	Chicago	8:05
Wednesday	December 10	Montreal	7:35
Saturday	December 13	Philadelphia	8:05
Saturday	December 27	Quebec	8:05
Saturday	January 3	Detroit	8:05
Wednesday	January 7	NY Islanders	7:35
Saturday	January 10	Chicago	8:05
Wednesday	January 14	St. Louis	7:35
Saturday	January 17	Los Angeles	8:05
Wednesday	January 21	Philadelphia	7:35
Saturday	January 24	Calgary	8:05
Wednesday	January 28	Minnesota	7:35
Saturday	January 31	Washington	8:05
Thursday	February 12	NY Islanders	7:35
Saturday	February 14	Vancouver	8:05
Thursday	February 19	Hartford	7:35
Saturday	February 21	Buffalo	8:05
Sunday	February 22	Colorado	7:35
Wednesday	February 25	Winnipeg	7:35
Saturday	February 28	NY Rangers	8:05
Wednesday	March 4	Los Angeles	7:35
Sunday	March 8	Edmonton	7:35
Wednesday	March 11	Montreal	7:35
Saturday	March 14	Quebec	8:05
Wednesday	March 25	Toronto	7:35
Sunday	March 29	Edmonton	7:35
Saturday	April 4	Boston	8:05

PITTSBURGH
Penguins

1980-81

FACT BOOK

Published by: **Pittsburgh Penguins, Inc.**

EDITOR: Terry Schifffhauer

ASSISTANT EDITOR: Cindy Himes

PHOTOS: Paul Salva

COVER PHOTO: Paul Salva

\$2.50

PITTSBURGH PENGUINS

Phone (412) 434-8911 Civic Arena TWX 710-664-3081
 Gate #7
 Pittsburgh, Pennsylvania 15219

Chairman of the Executive Committee . . . **Edward J. DeBartolo, Sr.**
 Chairman of the Board & President **Vincent J. Bartimo**
 Vice President & General Counsel **J. Paul Martha**
 Secretary & Treasurer **Thomas F. Rossetti**
 General Manager **Baz Bastien**
 Coach **Eddie Johnston**
 Assistant Coach **Mike Corrigan**
 Director of Player Personnel **Ken Schinkel**
 Western Scout **Clare Rothermal**
 Eastern Scout **Billy Taylor**
 Director of Media Relations **Terry Schiffhauer**
 Director of Marketing **Paul Steigerwald**
 Ticket Manager **Tom Wood**
 Trainer **Steve Thomas**
 Equipment Manager **John Doolan**
 Team Physicians **Dr. Chuck Stone, Dr. Russ Leslie**
 Dr. Larry Ellis, Dr. Lee Dameshek
 Team Dentists **Dr. Stephen Todorovich**
 Dr. David Wessel
 Team Photographer **Paul Salva**
 Executive Offices **Civic Arena, Gate #7**
 Home Ice **Civic Arena**
 Seating Capacity **16,033**
 Location of Press Box **East Side of Building**
 Dimensions of Rink **200 feet by 85 feet**
 Nickname **Penguins**
 Club Colors **Black, Gold & White**
 Uniforms **Home: White base trimmed
 with gold and black.
 Away: Black base trimmed
 with gold and white.**
 Club Trains at **Pittsburgh, Pa.**
 Radio Station **WWSW (970)**
 Play-by-Play Announcer **Mike Lange**
 Television Station **WPGH-TV (53)**
 Television Commentators **Mike Lange &
 Terry Schiffhauer**



EDWARD J. DeBARTOLO, SR.
 Chairman of the Executive Committee

Edward J. DeBartolo is Chairman of the Board and Chief Executive Officer of The Edward J. DeBartolo Corporation, privately-held national real estate development firm that designs, builds, owns and operates more shopping centers and enclosed malls than any other builder in the world.


Mr. DeBartolo is a graduate of the University of Notre Dame and a registered civil engineer. He organized his firm in 1948, opened his first shopping center in 1949 and went on to develop over a hundred major, regional centers and enclosed malls within three decades.

He is acclaimed in this country and in foreign lands for his expertise in selecting sites, planning, designing, building, owning and operating large shopping mall projects. He owns the projects he builds and is one of the nation's largest landlords.

In addition to the vast shopping center empire, Mr. DeBartolo's holdings include the San Francisco 49ers football team, the Pittsburgh Penguins, thoroughbred horse racing operations in Ohio, Louisiana and Illinois, harness racing in Illinois, hotels and motels, industrial and executive office parks, racquetball facilities, a foreign trade zone and overseas terminal, orange groves in Florida and majority interest in four Florida banks. He is currently negotiating for purchase of the Chicago White Sox baseball team and for management control of the Civic Arena and surrounding area.

Mr. DeBartolo is a civic and community leader and fund raiser and has headed the Ohio Cancer Crusade and Heart Fund Campaigns. He is a member of the Thoroughbred Racing Association, Urban Land Institute and the National Realty Committee, and has served on the Board of the International Council of Shopping Centers and on the Advisory Council of the University of Notre Dame.

VINCENT J. BARTIMO
President & Chairman of the Board



If one were to ask Vin Bartimo what provided the springboard for his multi-faceted administrative assignment with the DeBartolo Corporation, he would refer to the fourteen years he spent as a reporter, columnist and newspaper assistant-publisher.

Armed with a Bachelor of Journalism degree from the University of Missouri and a Master's in Journalism from Boston University, Bartimo, a native of the Boston area, covered national and international politics, during which time he travelled most of the globe. He still retains a White House press pass, and the certificate granted to him from Harvard University, where he was the youngest member of the Fourth Estate ever invited to address the prestigious Neiman Fellows.

But sports was an area he particularly enjoyed, and in addition to writing a sports column in New England for four years, he co-published The Horsemen's Journal, the magazine of the Horsemen's Benevolent Protective Association. He successfully represented the horsemen in their negotiations with track management, as he had formerly represented his fellow journalists in the Newspaper Guild.

His reputation as a firm but fair negotiator brought him his first administrative assignment in racing, as Vice-President and General Manager of Green Mountain Race Track in Pownal, Vt., which increased consistently in handle and attendance throughout his 12-year leadership.


His racing affiliations brought him to the DeBartolo Corporation in 1975, when he took over the operation of Edward J. DeBartolo, Sr.'s Louisiana Downs, a thirty-one million dollar thoroughbred facility in Bossier City, La., as its President and General Manager.

The track had encountered serious difficulties in its first season, at the conclusion of which Bartimo took the reins. The DeBartolo-Bartimo combination reversed both the image and the financial prognosis in their first year of association. The Downs re-opens June 30th for a 105 day Summer-Fall meeting.

Bartimo has also represented the DeBartolos as management consultant with the San Francisco 49ers, purchased recently by Edward DeBartolo, Jr.

According to Bartimo, "There are tremendous similarities between Pittsburgh and my home-base, the Boston area. They are both sports-oriented cities, with unusually knowledgeable and enthusiastic fans. They are also critical, which they should be. They are entitled to be given the best performance a club can produce. This is what we believe in, and this is what we are here to do in Pittsburgh for the Penguin fans."

PAUL MARTHA
Vice President & General Counsel



Paul Martha is responsible for the day to day operation of the Pittsburgh Penguins, but his responsibilities continue to mount as the DeBartolo Corporation continues to expand in the sports world.

Work with the San Francisco 49'ers, negotiations for the purchase of the Chicago White Sox, involvement in the operation of the Civic Arena and the daily hockey problems have kept this former All American football star on the move.

Paul earned his Bachelor of Science degree at the University of Pittsburgh where he was a football standout and later Doctor of Law degree at Duquesne University. He also had time to play in the NFL with the Steelers and Denver Broncos.

He and his wife Bobbie are the parents of three sons.

THOMAS F. ROSSETTI
Secretary & Treasurer



Thomas F. Rossetti is Controller of Diversified Operations of the Edward J. DeBartolo Corporation and serves as the Secretary & Treasurer of the Pittsburgh Penguins.

Born in Brooklyn, New York and a former New Jersey resident, Mr. Rossetti attended St. Francis College in Loretto, Pennsylvania where he received his bachelor's degree in Accounting in 1970.

He joined the DeBartolo organization in 1973 and has served in various capacities and researches any proposed sports or related acquisitions for the Company.

Tom and his wife Christine are the parents of three sons.

BAZ BASTIEN
General Manager



Baz Bastien spends most of his waking hours trying to improve the Pittsburgh Penguins. Not a day goes by without the wily general manager talking to another manager, coach or scout to learn what players are available, what youngsters are developing or what is taking place in the complex world of hockey.


An eye injury cut short a possible great career as a goaltender, but his off-ice accomplishments include Pittsburgh's only hockey championship when he guided the American League Hornets to the Calder Cup in 1967. He is a former Dapper Dan Award winner, Hockey News Executive of the Year and two-time winner of the Balmer Award for his contribution to hockey in Pittsburgh.

Baz and Eddie Johnston represent the only management combination of ex-goaltenders in the National Hockey League.

PENGUINS' STAFF



Ken Schinkel
Director of
Player Personnel



Clare Rothermal
Western Scout




Billy Taylor
Eastern Scout




Terry Schiffhauer
Director of
Press Relations



Cindy Himes
Press Relations
Assistant



Paul Steigerwald
Director of
Marketing



Steve Thomas
Trainer



John Doolan
Equipment Manager



Tom Wood
Ticket Manager

Behind the Scenes

Peggy Dolan, Karen Spine, Diane Dubis, Bill Bekavac, Charlotte Wood, Tim Pearson, Denise LeDonne, Peggy Bastien, Kathy Hamilton & Marian Sefcik.


EDDIE JOHNSTON
Head Coach



Eddie Johnston turned the Chicago Black Hawks around in one year and he expects to do the same thing in Pittsburgh. "E.J." has already set a goal of 85 points for the 1980-81 Penguins and if training camp is any sign, this year's Pens will be the most exciting and hard working crew ever to skate in the Civic Arena. With Mike Corrigan assisting him fulltime and hockey great Bobby Orr offering part time advise, Johnston will not let a stone go unturned in his effort to bring a winner to Pittsburgh. Eddie played for two Stanley Cup winners in Boston before finishing his career with Toronto, St. Louis and Chicago. He coached the Moncton Black Hawks in his first coaching job in 1978-79 in the American Hockey League. E.J. was the last goaltender to play every minute of a season when he played all 70 games in 1963-63 with the Bruins. He and his wife Diane are the parents of two children.

Season	Club	League	Regular Season				Playoffs			
			GP	MP	GA	SO AVG	GP	MP	GA	SO AVG
1956-57	Winnipeg	WHL	50	3000	193	2 3.86	-	-	-	-
1957-58	Shawinigan	QHL	63	3760	230	5 3.65	14	840	49	1 3.50
1958-59	Edmonton	WHL	49	2950	163	1 3.32	3	180	12	0 4.00
1959-60	Reinstated as amateur									
1960-61	Hull-Ottawa	EPHL	70	4200	187	11 2.67	14	8.40	28	0 2.00
1961-62	Spokane	WHL	70	4310	237	3 3.30	16	9.58	58	1 3.63
1962-63	Boston	NHL	50	2907	196	1 4.05	-	-	-	-
1963-64	Boston	NHL	70	4200	211	6 3.01	-	-	-	-
1964-65	Boston	NHL	47	2820	163	3 3.47	-	-	-	-
1965-66	Los Angeles	WHL	5	260	10	1 2.31	-	-	-	-
1965-66	Boston	NHL	33	1743	108	1 3.72	-	-	-	-
1966-67	Boston	NHL	34	1880	116	0 3.70	-	-	-	-
1967-68	Boston	NHL	28	1524	73	0 2.87	-	-	-	-
1968-69	Boston	NHL	24	1440	74	2 3.08	1	65	4	0 3.70
1969-70	Boston	NHL	37	2176	108	3 2.98	1	60	4	0 4.00
1970-71	Boston	NHL	38	2280	96	4 2.52	1	60	7	0 7.00
1971-72	Boston	NHL	38	2260	102	2 2.70	7	420	13	1 1.86
1972-73	Boston	NHL	45	2510	137	5 3.27	3	160	9	0 3.38
1973-74	Toronto	NHL	26	1516	78	1 3.09	1	60	6	0 6.00
1974-75	St. Louis	NHL	30	1800	93	2 3.10	1	60	5	0 5.00
1975-76	St. Louis	NHL	38	2152	130	1 3.62	-	-	-	-
1976-77	St. Louis	NHL	38	2111	108	1 3.07	3	138	9	0 3.91
1977-78	St. Louis	NHL	12	650	45	0 4.15	-	-	-	-
1977-78	Chicago	NHL	4	240	17	0 4.25	-	-	-	-
NHL Totals			592	34209	1855	32 3.25	18	1023	57	1 3.34

MIKE CORRIGAN
Assistant Coach



Mike Corrigan joins the Penguins as a full-time assistant after spending the last few weeks of the 1979-80 season assisting Johnny Wilson. Mike, an aggressive forward during his playing days with Vancouver, Los Angeles and Pittsburgh had his career halted when he broke an ankle in a 1978 games against Buffalo. Mike and his wife Claudette are the parents of four children. Besides assisting Coach Eddie Johnston, Mike will be responsible for most of the pre-scouting of opponents and preparation of game plans.

Season	Club	League	Regular Season					Playoffs				
			GP	G	A	PTS	PIM	GP	G	A	PTS	PIM
1965-66	Rochester	AHL	3	1	0	1	4	-	-	-	-	
1965-66	Tulsa	CPHL	-	-	-	-	-	8	1	5	6	5
1965-66	Victoria	WHL	-	-	-	-	-	6	0	0	0	0
1966-67	Rochester	AHL	49	11	21	32	34	-	-	-	-	
1966-67	Tulsa	CPHL	15	4	3	7	5	-	-	-	-	
1967-68	Los Angeles	NHL	5	0	0	0	2	-	-	-	-	
1967-68	Springfield	AHL	58	24	30	54	57	4	1	2	3	13
1968-69	Springfield	AHL	66	17	16	33	85	-	-	-	-	
1969-70	Los Angeles	NHL	36	6	4	10	30	-	-	-	-	
1969-70	Springfield	AHL	37	19	23	42	49	14	7	7	14	51
1970-71	Vancouver	NHL	76	21	28	49	103	-	-	-	-	
1971-72	Vancouver	NHL	19	3	4	7	25	-	-	-	-	
1971-72	Los Angeles	NHL	56	12	22	34	95	-	-	-	-	
1972-73	Los Angeles	NHL	78	37	30	67	146	-	-	-	-	
1973-74	Los Angeles	NHL	75	16	26	42	119	3	0	1	1	4
1974-75	Los Angeles	NHL	80	13	21	34	61	3	0	0	0	4
1975-76	Los Angeles	NHL	71	22	21	43	71	9	2	2	4	12
1976-77	Fort Worth	CHL	2	1	3	4	2	-	-	-	-	
1976-77	Pittsburgh	NHL	73	14	27	41	36	2	0	0	0	0
1977-78	Pittsburgh	NHL	25	8	12	20	10	-	-	-	-	
NHL Totals			594	152	195	347	698	17	2	3	5	20

RECORD - YEAR BY YEAR

YEAR	GP	W	L	T	PTS	GF	GA	FINISH
1979-80	80	30	37	13	73	251	303	Third*
1978-79	80	36	31	13	85	281	279	Second*
1977-78	80	25	37	18	68	254	321	Fourth
1976-77	80	34	33	13	81	240	252	Third*
1975-76	80	35	33	12	82	339	303	Third*
1974-75	80	37	28	15	89	326	289	Third*
1973-74	78	28	41	9	65	242	273	Fifth
1972-73	78	32	37	9	73	257	265	Fifth
1971-72	78	26	38	14	66	220	258	Fourth*
1970-71	78	21	37	20	62	221	240	Sixth
1969-70	76	26	38	12	64	183	238	Second*
1968-69	76	20	45	11	51	189	252	Fifth
1967-68	74	27	34	13	67	195	216	Fifth
TOTAL	1018	377	469	172	926	3197	3489	

* - Qualified for Stanley Cup Playoffs

HOME RECORD

YEAR	GP	W	L	T	PTS	GF	GA
1979-80	40	20	13	7	47	145	134
1978-79	40	23	12	5	51	152	120
1977-78	40	16	15	9	41	143	147
1976-77	40	22	12	6	50	139	119
1975-76	40	23	11	6	52	196	137
1974-75	40	25	5	10	60	192	113
1973-74	39	15	18	6	36	124	116
1972-73	39	24	11	4	52	150	104
1971-72	39	18	15	6	42	132	125
1970-71	39	18	12	9	45	126	92
1969-70	38	17	13	8	42	105	108
1968-69	38	12	20	6	30	99	113
1967-68	37	15	12	10	40	115	101
TOTAL	509	248	169	92	588	1818	1529

AWAY RECORD

YEAR	GP	W	L	T	PTS	GF	GA
1979-80	40	10	24	6	26	106	169
1978-79	40	13	19	8	34	129	159
1977-78	40	9	22	9	27	111	174
1976-77	40	12	21	7	31	101	133
1975-76	40	12	22	6	30	143	166
1974-75	40	12	23	5	29	134	176
1973-74	39	13	23	3	29	118	157
1972-73	39	8	26	5	21	107	161
1971-72	39	8	23	8	24	88	133
1970-71	39	3	25	11	17	95	148
1969-70	38	9	25	4	22	77	130
1968-69	38	8	25	5	21	90	139
1967-68	37	12	22	3	27	80	115
TOTAL	509	129	300	80	338	1379	1960

PLAYOFF RECORD

1979-80	Lost to Boston 3-2 in Preliminary Round
1978-79	Eliminated Buffalo 2-1 in Preliminary Round Lost to Boston 4-0 in Quarter-final Round
1976-77	Lost to Toronto 2-1 in Preliminary Round
1975-76	Lost to Toronto 2-1 in Preliminary Round
1974-75	Eliminated St. Louis 2-0 in Preliminary Round Lost to New York Islanders 4-3 in Quarter-final Round
1971-72	Lost to Chicago 4-0 in Quarter-final Round
1969-70	Eliminated Oakland 4-0 in Quarter-final Round Lost to St. Louis 4-2 in Semi-final Round

PENGUIN COACHES & RECORDS

1967-68	George "Red" Sullivan
1968-69	George "Red" Sullivan
1969-70	Leonard "Red" Kelly
1970-71	Leonard "Red" Kelly
1971-72	Leonard "Red" Kelly
1972-73	Leonard "Red" Kelly & Ken Schinkel (Jan. 13, 1973)
1973-74	Ken Schinkel & Marc Boileau (Feb. 6, 1974)
1974-75	Marc Boileau
1975-76	Marc Boileau & Ken Schinkel (Jan. 17, 1976)
1976-77	Ken Schinkel
1977-78	Johnny Wilson
1978-79	Johnny Wilson
1979-80	Johnny Wilson

	Games	Won	Lost	Tied	Points	Percentage
Marc Boileau	151	66	61	24	156	.517
Ken Schinkel	203	83	92	28	194	.478
Johnny Wilson	240	91	105	44	226	.471
Red Kelly	274	90	132	52	232	.423
Red Sullivan	150	47	79	24	118	.393
TOTAL	1018	377	469	172	926	.454


PENS ON RADIO & TELEVISION

The Penguins will broadcast all 80 games this season on the Pittsburgh Penguin Radio Network. WWSW Radio (970 AM) will be the flagship station. Other stations on the network include:

WHJB-AM (620 AM) in Greensburg, Pa.
 WKST-AM (1280 AM) in New Castle, Pa.
 WBVP-AM (1230 AM) in Beaver Falls, Pa.
 WEIR-AM (1430 AM) in Weirton, W. Va.

The Penguins will simulcast 20 games on WPGH-TV (Channel 53).

Mike Lange, the Voice of the Penguins will call all of the shots on radio and television. This will be the sixth season for the innovator of the sayings, "Great Balls of Fire," "Lookout Loretta" and "You Have to Be Here to Believe it." Mike is also the Voice of the Washington Diplomats of the North American Soccer League.



Mike Lange
Voice of the Penguins

1980-81 TV SCHEDULE

Thu.	Oct. 9	Philadelphia Flyers	8:00 PM
Sun.	Oct. 12	New York Rangers	7:30 PM
Tue.	Oct. 21	Toronto Maple Leafs	8:00 PM
Sat.	Nov. 1	Minnesota North Stars	9:00 PM
Sun.	Nov. 9	Boston Bruins	7:00 PM
Fri.	Nov. 14	New York Rangers	7:30 PM
Thu.	Nov. 27	Boston Bruins	7:30 PM
Wed.	Dec. 3	Toronto Maple Leafs	8:00 PM
Sun.	Dec. 7	Buffalo Sabres	7:00 PM
Fri.	Dec. 12	Washington Capitals	8:00 PM
Tue.	Dec. 23	St. Louis Blues	9:00 PM
Fri.	Dec. 26	Hartford Whalers	7:30 PM
Sun.	Jan. 4	Chicago Black Hawks	8:30 PM
Tue.	Jan. 13	New York Islanders	8:00 PM
Tue.	Jan. 27	St. Louis Blues	9:00 PM
Tue.	Feb. 17	Philadelphia Flyers	8:00 PM
Thu.	Feb. 26	Washington Capitals	7:30 PM
Sat.	Mar. 7	Minnesota North Stars	9:00 PM
Thu.	Apr. 2	Detroit Red Wings	7:30 PM
Sun.	Apr. 5	Hartford Whalers	7:00 PM

RUSS ANDERSON

Defense 6'3" 210 lbs.
 Age: 25 (February 12, 1955)
 Born: Minneapolis, Minn.
 Shoots: Left
 Acquired: 1975 Amateur Draft
 (2nd round)



Russ Anderson begins his fifth season with the Penguins and he continues to improve. This past year he finished seventh in the NHL in the plus/minus percentage, with his partner Ron Stackhouse finishing fifth overall. A contract problem kept Russ out of training camp for the first two weeks, but as in the past when the tough gets going, Russ Anderson will be there to serve as the club's policeman. Russ established club records with 9 penalties for 51 minutes when he was involved in the Edmonton battle on January 19.

Season	Club	League	Regular Season					Playoffs				
			GP	G	A	PTS	PIM	GP	G	A	PTS	PIM
1974-75	U. of Minn.	WCHA	30	2	7	9	35	-	-	-	-	-
1975-76	U. of Minn.	WCHA	28	0	5	81	-	-	-	-	-	
1976-77	Hershey	AHL	11	0	4	4	35	-	-	-	-	-
1976-77	Pittsburgh	NHL	66	2	11	13	81	3	0	1	1	14
1977-78	Pittsburgh	NHL	74	2	16	18	150	-	-	-	-	-
1978-79	Pittsburgh	NHL	72	3	13	16	93	2	0	0	0	0
1979-80	Pittsburgh	NHL	76	5	22	27	150	5	0	2	2	14
NHL Totals			288	12	62	74	474	10	0	3	3	28
PGH Totals			288	12	62	74	474	10	0	3	3	28

PAUL BAXTER

Defense 5'11" 200 lbs.
 Age: 25 (October 25, 1955)
 Born: Winnipeg, Man.
 Shoots: Right
 Acquired: Trade with
 Quebec in 1980



Paul Baxter comes to the Penguins after four seasons with the Quebec Nordiques in both the WHA and NHL. Originally drafted in 1975, Baxter adds a new dimension to the Pens' backline with an aggressive style of play plus the ability to score goals. Although missing almost 20 games last year, he still managed to score 7 goals and pick up 145 penalty minutes. The native of Winnipeg holds the distinction of being the most penalized player in the history of the World Hockey Association, but he is working to improve his defensive skills to go along with his offensive strength.

Season	Club	League	Regular Season					Playoffs				
			GP	G	A	PTS	PIM	GP	G	A	PTS	PIM
1974-75	Cleveland	WHA	5	0	0	0	37	-	-	-	-	-
1975-76	Syracuse	NAHL	3	1	2	3	9	-	-	-	-	-
1975-76	Cleveland	WHA	67	3	7	10	201	3	0	0	0	10
1976-77	Maine	NAHL	6	1	4	5	52	-	-	-	-	-
1976-77	Quebec	WHA	66	6	17	23	244	12	2	2	4	35
1977-78	Quebec	WHA	76	6	29	35	240	11	4	7	11	42
1978-79	Quebec	WHA	76	10	36	46	240	4	0	2	2	7
1979-80	Quebec	NHL	61	7	13	20	145	-	-	-	-	-
NHL Totals			61	7	13	20	145	-	-	-	-	-
PGH Totals			-	-	-	-	-	-	-	-	-	-

RANDY CARLYLE

Defense 5'10" 200 lbs.
 Age: 24 (April 19, 1956)
 Born: Sudbury, Ontario
 Shoots: Left
 Acquired: Trade with Toronto
 in 1978



Randy Carlyle will be the first to admit that last year was not his best in the NHL. His offensive contributions slipped to 8 goals and 28 assists, and his shots on goal were below par. With Coach Eddie Johnston's style of mobile defensemen being involved in the offense, Randy can be one of the key performers this year. In the off season Randy drives harness horses and is also a part owner in the Sudbury team in the OHA where he played his junior hockey. Despite an off year, Randy still was the top scoring defenseman on the club last year, but will figure heavily in Pittsburgh's success in 1980-81.

Season	Club	League	Regular Season					Playoffs				
			GP	G	A	PTS	PIM	GP	G	A	PTS	PIM
1973-74	Sudbury	OHA	12	0	8	8	21	-	-	-	-	-
1974-75	Sudbury	OHA	67	17	47	64	118	-	-	-	-	-
1975-76	Sudbury	OHA	60	15	64	79	126	-	-	-	-	-
1976-77	Dallas	CHL	26	2	7	9	63	-	-	-	-	-
1976-77	Toronto	NHL	45	0	5	5	51	9	0	1	1	20
1977-78	Dallas	CHL	21	3	14	17	31	-	-	-	-	-
1977-78	Toronto	NHL	49	2	11	13	31	7	0	1	1	8
1978-79	Pittsburgh	NHL	70	13	34	47	78	7	0	0	0	12
1979-80	Pittsburgh	NHL	67	8	28	36	45	5	1	0	1	4
NHL Totals			231	23	78	101	205	28	2	2	3	45
PGH Totals			137	21	62	83	123	12	1	0	1	16

Traded to **PITTSBURGH** by **TORONTO** with George Ferguson for Dave Burrows, June 13, 1978.

MARIO FAUBERT

Defense 6'1" 190 lbs.
 Age: 25 (December 2, 1954)
 Born: Valleyfield, Quebec
 Shoots: Right
 Acquired: 1974 Amateur Draft
 (4th round)




Mario Faubert finally got a chance to spend an entire season in the NHL and responded with a steady performance. Surgery for an appendectomy and a knee injury cut short his chances in two previous training camps, but with a few years of experience and a few more pounds, Mario is developing into a good two-way defender. A great rush that resulted in a goal against Atlanta also resulted in a bruised back that hampered him for most of the second half. Mario scored 4 of his 5 goals on the power play and his puck handling ability and adequate shot will allow him plenty of time on the ice this year.

Season	Club	League	Regular Season					Playoffs				
			GP	G	A	PTS	PIM	GP	G	A	PTS	PIM
1972-73	St. Louis U.	CCHA	38	3	36	39	68	-	-	-	-	-
1973-74	St. Louis U.	CCHA	40	8	35	43	62	-	-	-	-	-
1974-75	Hershey	AHL	54	13	21	34	76	11	2	7	9	4
1974-75	Pittsburgh	NHL	10	1	0	1	6	-	-	-	-	-
1975-76	Hershey	AHL	39	7	16	23	37	10	4	6	10	14
1975-76	Pittsburgh	NHL	21	1	8	9	10	-	-	-	-	-
1976-77	Hershey	AHL	32	8	19	27	42	-	-	-	-	-
1976-77	Pittsburgh	NHL	47	2	11	13	32	3	1	0	1	2
1977-78	Binghamton	AHL	7	0	3	3	12	-	-	-	-	-
1977-78	Pittsburgh	NHL	18	0	6	6	11	-	-	-	-	-
1978-79	Binghamton	AHL	73	7	33	40	50	10	3	7	10	6
1979-80	Pittsburgh	NHL	49	5	13	18	31	2	0	1	1	0
NHL Totals			145	9	38	47	90	5	1	1	2	2
PGH Totals			145	9	38	47	90	5	1	1	2	2

GEORGE FERGUSON

Right Wing 6'0" 195 lbs.
 Age: 28 (August 22, 1952)
 Born: Trenton, Ontario
 Shoots: Right
 Acquired: Trade with Toronto
 in 1978



The "Fergie Flyer" is a model of consistency and hustle. He has had back to back 21-goal seasons since coming to the Pens from Toronto and has enjoyed his two best years in the NHL with the Pens. He led the club in shorthanded goals with three, but will always be remembered for his 1979 overtime goal in Buffalo that enabled the Penguins to win the series from the Sabres. He shares the Stanley Cup Playoff record of scoring three goals in one period. George went from unsung hero of a year ago to become the winner of the Budweiser Most Valuable Player Award and was given the Three Star Award from the Booster Club. He is one of the most popular players ever to play in Pittsburgh.

Season	Club	League	Regular Season					Playoffs				
			GP	G	A	PTS	PIM	GP	G	A	PTS	PIM
1969-70	Oshawa	OHA	49	19	21	40	20	-	-	-	-	-
1970-71	Oshawa	OHA	8	2	0	2	19	-	-	-	-	-
1970-71	Toronto	OHA	53	12	15	27	83	-	-	-	-	-
1971-72	Toronto	OHA	62	36	56	92	104	-	-	-	-	-
1972-73	Toronto	NHL	72	10	13	23	34	-	-	-	-	-
1973-74	Oklahoma City	CHL	35	16	33	49	21	-	-	-	-	-
1973-74	Toronto	NHL	16	0	4	4	4	3	0	1	1	2
1974-75	Toronto	NHL	69	19	30	49	61	7	1	0	1	7
1975-76	Toronto	NHL	79	12	32	44	76	10	2	4	6	2
1976-77	Toronto	NHL	50	9	15	24	24	9	0	3	3	7
1977-78	Toronto	NHL	73	7	16	23	37	13	5	1	6	7
1978-79	Pittsburgh	NHL	80	21	29	50	37	7	2	1	3	0
1979-80	Pittsburgh	NHL	73	28	21	49	36	5	0	3	3	4
NHL Totals			512	99	167	266	309	54	10	13	23	29
PGH Totals			153	42	57	99	73	12	2	4	6	4

Traded to **PITTSBURGH** by **TORONTO** with Randy Carlyle for Dave Burrows, June 13, 1978.

JIM HAMILTON

Left Wing 6'0" 180 lbs.
 Age: 23 (January 18, 1957)
 Born: Barrie, Ontario
 Shoots: Left
 Acquired: 1977 Amateur Draft
 (2nd round)



After three seasons in the minors with a couple of trips to Pittsburgh, Jim Hamilton may be ready to break into the lineup. A strong skater with a good shot, he has worked hard to improve his checking and two-way play. Another hero from Pittsburgh's playoff win over Buffalo, he tied the Stanley Cup Playoff record by scoring a goal just five seconds after Buffalo had scored. Jim's biggest problem will be the numbers game where he is one of six left wings on the roster.

Season	Club	League	Regular Season					Playoffs				
			GP	G	A	PTS	PIM	GP	G	A	PTS	PIM
1973-74	London	OHA	70	9	14	23	19	-	-	-	-	-
1974-75	London	OHA	68	17	24	41	108	-	-	-	-	-
1975-76	London	OHA	53	24	23	47	37	-	-	-	-	-
1976-77	London	OHA	65	39	53	92	40	-	-	-	-	-
1977-78	Gr. Rapids	IHL	22	7	15	22	12	-	-	-	-	-
1977-78	Binghamton	AHL	31	4	4	8	19	-	-	-	-	-
1977-78	Pittsburgh	NHL	25	2	4	6	2	-	-	-	-	-
1978-79	Binghamton	AHL	66	25	24	49	34	6	2	3	5	2
1978-79	Pittsburgh	NHL	2	0	0	0	0	4	3	0	3	0
1979-80	Syracuse	AHL	50	16	19	35	33	4	0	1	1	0
1979-80	Pittsburgh	NHL	10	2	0	2	0	-	-	-	-	-
NHL Totals			37	4	4	8	2	4	3	0	3	0
PGH Totals			37	4	4	8	2	4	3	0	3	0

ROB HOLLAND

Goaltender 6'1" 182 lbs.
 Age: 23 (September 10, 1957)
 Born: Montreal, Quebec
 Shoots: Left
 Acquired: Trade with Montreal
 in 1979



Rob Holland made an auspicious debut into the NHL last year. On October 14 in Boston, he was called upon to replace an injured Greg Millen and in his first game he played 34 minutes, stopped 19 shots, was the game's number one star and led the Pens to a 4-1 win in Boston. He then went on to play a club record 1,114 consecutive minutes. He picked up his first NHL shutout with a scoreless tie on March 2 against the New York Islanders. Rob will have to battle Nick Ricci for the right to serve as backup to Greg Millen during the coming season.

Season	Club	League	Regular Season					Playoffs				
			GP	MP	GA	SO	AVG	GP	MP	GA	SO	AVG
1974-75	Longueuil	QHL	36	2139	187	0	5.22	*	*	*	*	*
1975-76	Montreal	QJHL	37	1995	147	0	4.42	*	*	*	*	*
1976-77	Montreal	QJHL	45	2314	184	0	4.77	*	*	*	*	*
1977-78	Nova Scotia	AHL	38	2270	120	1	3.17	5	299	14	0	2.81
1978-79	Nova Scotia	AHL	43	2377	154	2	3.89	1	60	7	0	7.00
1979-80	Pittsburgh	NHL	34	1974	126	1	3.83	-	-	-	-	-
NHL Totals			34	1974	126	1	3.83	-	-	-	-	-
PGH Totals			34	1974	126	1	3.83	-	-	-	-	-

Traded to **PITTSBURGH** by **MONTREAL** with Pat Hughes for Denis Herron and second round draft choice in 1982, August 30, 1979.

PAT HUGHES

Right Wing 6'1" 185 lbs.
 Age: 24 (March 25, 1955)
 Born: Toronto, Ontario
 Shoots: Right
 Acquired: Trade with Montreal
 in 1979




Pat Hughes considers last year as a learning experience and looks forward to this season with enthusiasm. He checked in with 18 goals and was the most penalized forward with 78 minutes, but despite previous time in the NHL, last year was his first chance to play a full year. He may have the hardest shot on the club and has overpowered several goaltenders with his shot. Now that he has a year under his belt, his defensive play should improve and also his offensive contributions.

Season	Club	League	Regular Season					Playoffs					
			GP	G	A	PTS	PIM	GP	G	A	PTS	PIM	
1973-74	U. of Mich.	WCHA	35	14	12	26	40	*	*	*	*	*	*
1974-75	U. of Mich.	WCHA	38	24	19	43	64	*	*	*	*	*	*
1975-76	U. of Mich.	WCHA	35	16	18	34	70	*	*	*	*	*	*
1976-77	Nova Scotia	AHL	77	29	39	68	144	12	2	2	4	8	
1976-77	Montreal	NHL	3	0	0	0	2	*	*	*	*	*	
1977-78	Nova Scotia	AHL	74	40	28	68	128	11	5	9	14	24	
1978-79	Montreal	NHL	41	9	8	17	22	8	1	2	3	4	
1979-80	Pittsburgh	NHL	76	18	14	32	78	5	0	0	0	21	
NHL Totals			120	27	22	49	102	5	0	0	0	21	
PGH Totals			76	18	14	32	78	5	0	0	0	21	

Traded to **PITTSBURGH** by **MONTREAL** with Rob Holland for Denis Herron and second round draft choice in 1982, August 30, 1979.

MARK JOHNSON

Center 5'9" 160 lbs.
 Age: 23 (September 22, 1957)
 Born: Madison, Wisconsin
 Shoots: Left
 Acquired: 1977 Amateur Draft
 (4th round)




The brightest spot of the 1979-80 season was the signing of Olympic hero Mark Johnson to a Pittsburgh contract. The chants of U.S.A. filled the Civic Arena everytime he touched the puck and his first goal in Pittsburgh was a memorable occasion. His best performances came in the playoffs against Boston when he scored the first and winning goal in the opening game of the series.

Now that the excitement of the Olympics has subsided, Mark is ready for his first full season as a pro. Mark's father is the coach at Wisconsin University where Mark set many records and was the Collegiate Player of the Year. An off-season bridegroom to his high school sweetheart, he goes by the nickname of "Magic" and that's just what he will perform this year with the Pens. Mark was the winner of the Balmer Award last year for his contribution to hockey, not only in Pittsburgh, but proudly for the United States.

Season	Club	League	Regular Season					Playoffs				
			GP	G	A	PTS	PIM	GP	G	A	PTS	PIM
1976-77	Wisconsin U.	WCHA	43	36	44	80	16	-	-	-	-	-
1977-78	Wisconsin U.	WCHA	42	48	38	86	24	-	-	-	-	-
1978-79	Wisconsin U.	WCHA	40	41	49	90	34	-	-	-	-	-
1979-80	Pittsburgh	NHL	17	3	5	8	4	5	2	2	4	0
NHL Totals			17	3	5	8	4	5	2	2	4	0
PGH Totals			17	3	5	8	4	5	2	2	4	0

RICK KEHOE

Right Wing 5'11" 180 lbs.
 Age: 29 (July 15, 1951)
 Born: Windsor, Ontario
 Shoots: Right
 Acquired: Trade with Toronto
 in 1974



Rick Kehoe picked up a pair of trophies last year as the club's leading scorer and as the Player's Player. Rick led the club with 30 goals and 30 assists. Now the senior forward on the team, he has averaged 30 goals a year with the Pens since coming from Toronto in 1974. He led the Pens in shots of goal (239) and power play goals (7). He is now second in goals (177) and fourth in points (351) on Pittsburgh's all-time scoring list. Rick also broke a personal jinx of having never scored in 27 Stanley Cup playoff games, and led the team in scoring with 7 points.

67-
67-34
67-44


Season	Club	League	Regular Season					Playoffs				
			GP	G	A	PTS	PIM	GP	G	A	PTS	PIM
1969-70	London	OHA	23	3	2	5	6	-	-	-	-	-
1969-70	Hamilton	OHA	32	2	4	6	7	-	-	-	-	-
1970-71	Hamilton	OHA	58	39	41	80	43	-	-	-	-	-
1971-72	Tulsa	CHL	32	18	21	39	20	-	-	-	-	-
1971-72	Toronto	NHL	38	8	8	16	4	2	0	0	0	2
1972-73	Toronto	NHL	77	33	42	75	20	-	-	-	-	-
1973-74	Toronto	NHL	69	18	22	40	8	-	-	-	-	-
1974-75	Pittsburgh	NHL	76	32	31	63	22	9	0	2	2	0
1975-76	Pittsburgh	NHL	71	29	47	76	6	3	0	0	0	0
1976-77	Pittsburgh	NHL	80	30	27	57	10	3	0	2	2	0
1977-78	Pittsburgh	NHL	70	29	21	50	10	-	-	-	-	-
1978-79	Pittsburgh	NHL	57	27	18	45	2	7	0	2	2	0
1979-80	Pittsburgh	NHL	79	30	30	60	4	5	2	5	7	0
NHL Totals			617	236	246	482	86	29	2	11	13	2
PGH Totals			433	177	174	351	54	27	2	11	13	0

1974-74
1974-74

Traded to **PITTSBURGH** by **TORONTO** for Blaine Stoughton and Pittsburgh's first round draft pick in 1977 Amateur Draft, September 13, 1974.

OREST KINDRACHUK

Center 5'10" 175 lbs.
 Age: 29 (September 14, 1950)
 Born: Nanton, Alta.
 Shoots: Left
 Acquired: Trade with Philadelphia in 1978



The day Pittsburgh went into first place in their division also marked the day that Orest Kindrachuk started to have problems that bothered him for the entire second half of the season. The Captain had 13 goals and 18 assists in 38 games when a hip pointer sidelined him for most of the season. Without his playmaking ability and overall leadership, the bottom fell out of what was a strong year for the Pens. He shared the club's MVP award two years ago, but his contributions can not always be measured in points scored.

Season	Club	League	Regular Season					Playoffs				
			GP	G	A	PTS	PIM	GP	G	A	PTS	PIM
1967-68	Saskatoon	WCJHL	58	24	37	61	44	-	-	-	-	-
1968-69	Saskatoon	WCHL	41	21	25	46	33	-	-	-	-	-
1969-70	Saskatoon	WCHL	4	3	4	7	5	-	-	-	-	-
1970-71	Saskatoon	WCHL	61	49	100	149	103	-	-	-	-	-
1971-72	San Diego	WHL	61	18	36	54	71	4	1	1	2	0
1972-73	Philadelphia	WHL	2	0	0	0	0	-	-	-	-	-
1972-73	Richmond	AHL	72	35	51	86	133	3	0	1	1	10
1973-74	Philadelphia	NHL	71	11	30	41	85	17	5	4	9	17
1974-75	Philadelphia	NHL	60	10	21	31	72	14	0	2	2	12
1975-76	Philadelphia	NHL	76	26	49	75	101	16	4	7	11	4
1976-77	Philadelphia	NHL	78	15	36	51	79	10	2	1	3	0
1977-78	Philadelphia	NHL	73	17	45	62	128	12	5	5	10	13
1978-79	Pittsburgh	NHL	79	18	42	60	84	7	4	1	5	7
1979-80	Pittsburgh	NHL	52	17	29	46	63	-	-	-	-	-
NHL Totals			491	114	252	366	612	76	20	20	40	53
PGH Totals			131	35	71	106	147	7	4	1	5	7

Traded to **PITTSBURGH** by **PHILADELPHIA** with Tom Bladon and Ross Lonsberry for Pittsburgh's first pick in 1978 Amateur Draft, June 14, 1978.

PETER LEE

Right Wing 5'9" 180 lbs.
 Age: 24 (January 2, 1956)
 Born: Ellesmere, England
 Shoots: Right
 Acquired: Trade with Montreal
 in 1977



Peter Lee's goal output was cut in half last year as he scored only 16 goals after a 32-goal season the year before. He and teammate Rod Schutt were Montreal's first two picks in the 1976 Amateur Draft and both came to Pittsburgh in trades from the Canadiens. Peter was held without a shot on goal in only seven games last year. He was the Most Valuable Player in the Ontario Hockey Association in his final year of junior hockey after he scored 81 goals and 161 points. If the goal-scoring touch returns, Peter Lee will be among the club leaders in that department.

Season	Club	League	Regular Season					Playoffs				
			GP	G	A	PTS	PIM	GP	G	A	PTS	PIM
1971-72	Ottawa	OHA	12	1	0	1	0	-	-	-	-	-
1972-73	Ottawa	OHA	63	25	51	76	110	-	-	-	-	-
1973-74	Ottawa	OHA	69	38	42	80	40	-	-	-	-	-
1974-75	Ottawa	OHA	70	68	58	126	82	-	-	-	-	-
1975-76	Ottawa	OHA	66	81	80	161	59	-	-	-	-	-
1976-77	Nova Scotia	AHL	76	33	27	60	88	12	5	3	8	6
1977-78	Nova Scotia	AHL	23	8	11	19	25	-	-	-	-	-
1977-78	Pittsburgh	NHL	60	5	13	18	19	-	-	-	-	-
1978-79	Pittsburgh	NHL	80	32	26	58	24	7	0	3	3	0
1979-80	Pittsburgh	NHL	74	16	29	45	20	4	0	1	1	0
NHL Totals			214	53	68	121	63	11	0	4	4	0
PGH Totals			214	53	68	121	63	11	0	4	4	0

Traded to **PITTSBURGH** by **MONTREAL** with Pete Mahovlich for Pierre Larouche and rights to Peter Marsh, November 29, 1977.

NICK LIBETT

Left Wing 6'1" 185 lbs.
 Age: 34 (December 9, 1945)
 Born: Stratford, Ontario
 Shoots: Left
 Acquired: Trade with Detroit
 in 1979



Nick Libett will be doing his best to keep a couple of younger players down on the farm. He will be starting his second year with the Pens and fourteenth in the NHL. A durable performer, he has missed only a few games in his career and should hit the 1,000 game barrier this year.

Season	Club	League	Regular Season					Playoffs				
			GP	G	A	PTS	PIM	GP	G	A	PTS	PIM
1962-63	Hamilton	OHA	32	1	4	5	*	*	*	*	*	*
1963-64	Hamilton	OHA	49	23	19	42	*	*	*	*	*	*
1963-64	Cincinnati	CHL	3	0	2	2	0	*	*	*	*	*
1964-65	Hamilton	OHA	51	24	37	61	*	*	*	*	*	*
1965-66	Hamilton	OHA	42	22	22	44	39	*	*	*	*	*
1965-66	Memphis	CHL	4	1	0	1	2	*	*	*	*	*
1966-67	Memphis	CHL	62	12	18	30	30	7	2	2	4	4
1967-68	San Diego	WHL	10	4	2	6	0	*	*	*	*	*
1967-68	Detroit	NHL	22	2	1	3	12	*	*	*	*	*
1967-68	Fort Worth	CHL	40	11	28	39	22	*	*	*	*	*
1968-69	Detroit	NHL	75	10	14	24	34	*	*	*	*	*
1969-70	Detroit	NHL	76	20	20	40	39	4	2	0	2	2
1970-71	Detroit	NHL	78	16	13	29	25	*	*	*	*	*
1971-72	Detroit	NHL	77	31	22	53	50	*	*	*	*	*
1972-73	Detroit	NHL	78	19	34	53	56	*	*	*	*	*
1973-74	Detroit	NHL	67	24	24	48	37	*	*	*	*	*
1974-75	Detroit	NHL	80	23	28	51	39	*	*	*	*	*
1975-76	Detroit	NHL	80	20	26	46	71	*	*	*	*	*
1976-77	Detroit	NHL	80	14	27	41	25	*	*	*	*	*
1977-78	Detroit	NHL	80	23	22	45	46	7	3	1	4	0
1978-79	Detroit	NHL	68	15	19	34	20	*	*	*	*	*
1979-80	Pittsburgh	NHL	78	14	12	26	14	5	1	1	2	0
NHL Totals			939	231	262	493	468	16	6	2	8	2
PGH Totals			78	14	12	26	14	5	1	1	2	0

Traded to **PITTSBURGH** by **DETROIT** for Pete Mahovlich, August 3, 1979.

ROSS LONSBERRY

Left Wing 5'11" 195 lbs.
 Age: 33 (February 7, 1947)
 Born: Humboldt, Sask.
 Shoots: Left
 Acquired: Trade with Philadelphia in 1978



Ross Lonsberry continues to play textbook hockey with his effective checking and overall playmaking. His best performance came in the playoffs when he scored two goals against Boston to put the Pens within one win of upsetting the Bruins. For the second year in a row, Ross had a penalty shot, but Gilles Meloche was able to stop the cagy veteran.

Season	Club	League	Regular Season					Playoffs				
			GP	G	A	PTS	PIM	GP	G	A	PTS	PIM
1963-64	Estevan	SJHL	61	18	26	44	55	-	-	-	-	-
1964-65	Estevan	SJHL	56	40	56	96	130	-	-	-	-	-
1964-65	Minneapolis	CPHL	2	0	0	0	0	5	1	0	1	4
1965-66	Estevan	SJHL	60	67	77	144	109	-	-	-	-	-
1966-67	Boston	NHL	8	0	1	1	2	-	-	-	-	-
1966-67	Buffalo	AHL	7	1	1	2	4	-	-	-	-	-
1966-67	Oklahoma	CPHL	46	12	10	22	83	11	3	2	5	31
1967-68	Oklahoma	CPHL	41	16	18	34	116	7	3	3	6	22
1967-68	Boston	NHL	19	2	2	4	12	-	-	-	-	-
1968-69	Oklahoma	CHL	65	28	39	67	169	12	4	8	12	21
1968-69	Boston	NHL	6	0	0	0	2	-	-	-	-	-
1969-70	Los Angeles	NHL	76	20	22	42	118	-	-	-	-	-
1970-71	Los Angeles	NHL	76	25	28	53	80	-	-	-	-	-
1971-72	Los Angeles	NHL	50	9	14	23	39	-	-	-	-	-
1971-72	Philadelphia	NHL	32	7	7	14	22	-	-	-	-	-
1972-73	Philadelphia	NHL	77	21	29	50	59	11	4	3	7	9
1973-74	Philadelphia	NHL	75	32	19	51	48	17	4	9	13	18
1974-75	Philadelphia	NHL	80	24	25	49	99	17	4	3	7	10
1975-76	Philadelphia	NHL	80	19	28	47	87	16	4	3	7	12
1976-77	Philadelphia	NHL	75	23	32	55	43	10	1	2	3	29
1977-78	Philadelphia	NHL	78	18	30	48	45	12	2	2	4	6
1978-79	Pittsburgh	NHL	80	24	22	46	38	7	0	2	2	9
1979-80	Pittsburgh	NHL	76	15	18	33	36	5	2	1	3	2
NHL Totals			888	239	277	516	730	95	21	25	46	85
PGH Totals			156	39	40	79	74	12	2	3	5	11

Traded to **PITTSBURGH** by **PHILADELPHIA** with Tom Bladon and Orest Kindrachuk for Pittsburgh's first choice in 1978 Amateur Draft, June 14, 1978.

GILLES LUPIEN

Defense 6'6" 210 lbs.
 Age: 26 (February 19, 1954)
 Born: Brownsburg, Que.
 Shoots: Left
 Acquired: Trade with Montreal in 1980



The acquisition of Gilles Lupien immediately added respect to the Penguins. One of the biggest players in the NHL, Gilles has paid his dues with three years in the AHL and limited action for three years with the Canadiens. With a chance to play regularly, Gilles should develop into a fine defender. He has been on a couple of Stanley Cup winners, but the time has come for him to play an earn some respect.

Season	Club	League	Regular Season					Playoffs				
			GP	G	A	PTS	PIM	GP	G	A	PTS	PIM
1973-74	Montreal	QJHL	44	3	29	32	268	-	-	-	-	-
1974-75	Nova Scotia	AHL	73	6	9	15	316	6	0	0	0	61
1975-76	Nova Scotia	AHL	56	2	6	8	134	9	0	4	4	29
1976-77	Nova Scotia	AHL	69	2	16	22	215	12	0	2	2	35
1977-78	Nova Scotia	AHL	7	1	2	3	10	-	-	-	-	-
1977-78	Montreal	NHL	46	1	3	4	108	8	0	0	0	17
1978-79	Montreal	NHL	72	1	9	10	124	13	0	0	0	2
1979-80	Montreal	NHL	56	1	7	8	109	4	0	0	0	2
NHL Totals			174	3	19	22	341	25	0	0	0	21
PGH Totals			-	-	-	-	-	-	-	-	-	-

Traded to **PITTSBURGH** by **MONTREAL** for option of higher third round pick in 1983 Entry Draft, September 26, 1980.

GREG MALONE

Left Wing 6'0" 190 lbs.
 Age: 24 (March 8, 1956)
 Born: Chatham, N.B.
 Shoots: Left
 Acquired: 1976 Amateur Draft
 (2nd round)




He was averaging exactly a point a game and was headed for his best year in the NHL when a clean check put him out of action for the year. Greg Malone wasn't around when he was named the star of the game in Toronto on February 13, but if he recovers from the knee surgery he should lead the Pens to their best year ever. Against Quebec on November 28 he tied the club record with six assists and six points in one game. Pens were (10-12-2) after Greg went out of the lineup. His younger brother Jim was a first round pick by the New York Rangers this year.

Season	Club	League	Regular Season					Playoffs				
			GP	G	A	PTS	PIM	GP	G	A	PTS	PIM
1973-74	Oshawa	OHA	62	11	45	56	63	-	-	-	-	-
1974-75	Oshawa	OHA	68	37	41	56	63	-	-	-	-	-
1975-76	Oshawa	OHA	61	36	36	72	75	-	-	-	-	-
1976-77	Pittsburgh	NHL	66	18	19	37	43	3	1	1	2	2
1977-78	Pittsburgh	NHL	78	18	43	61	80	-	-	-	-	-
1978-79	Pittsburgh	NHL	80	35	30	65	52	7	0	1	1	10
1979-80	Pittsburgh	NHL	51	19	32	51	46	-	-	-	-	-
NHL Totals			275	90	124	214	221	10	1	2	3	12
PGH Totals			275	90	124	214	221	10	1	2	3	12

PAUL MARSHALL

Left Wing 6'2" 185 lbs.
 Age: 20 (September 7, 1960)
 Born: Toronto, Ontario
 Shoots: Left
 Acquired: 1979 Amateur Draft
 (2nd round)



When Paul Marshall arrived in Pittsburgh last year he wasted little time in making a contribution. His first NHL goal resulted in being a winning goal in Boston. As an underage player last year he led the club in game winning goals with five. He missed 24 games when he required surgery to repair a separated shoulder suffered against Chicago. Paul was a second round draft pick in 1979, but will have his work cut out for him in trying to land a berth on this year's roster.

Season	Club	League	Regular Season					Playoffs				
			GP	G	A	PTS	PIM	GP	G	A	PTS	PIM
1977-78	Hamilton	OHA	58	36	34	70	54	*	*	*	*	*
1978-79	Brantford	OHA	67	42	72	114	59	*	*	*	*	*
1979-80	Pittsburgh	NHL	46	9	12	21	9	1	0	0	0	0
NHL Totals			46	9	12	21	9	1	0	0	0	0
PGH Totals			46	9	12	21	9	1	0	0	0	0

GARY McADAM

Left Wing 5'11" 175 lbs.
 Age: 24 (December 31, 1955)
 Born: Smiths Falls, Ontario
 Shoots: Left
 Acquired: Trade with Buffalo
 in 1979



Gary McAdam had 18 goals by late January, but managed to score only one more goal the rest of the year for one of the real mysteries of last year. Nicknamed "Wheels" for his speedy skating, he was the only player to score the three-goal hat trick for the Pens when he registered three goals against Quebec on November 28. Gary managed only one goal in 78 shots on goal the balance of the season and is ready to hit the 20-goal mark this year.

Season	Club	League	Regular Season					Playoffs				
			GP	G	A	PTS	PIM	GP	G	A	PTS	PIM
1972-73	Ottawa	OHA	61	14	8	22	23	*	*	*	*	*
1973-74												
1974-75	St. Catharine	OHA	65	24	53	77	111	*	*	*	*	*
1975-76	Buffalo	NHL	31	1	2	3	2	1	0	0	0	0
1975-76	Hershey	AHL	24	14	13	27	45	10	3	2	5	9
1976-77	Buffalo	NHL	73	13	16	29	17	6	1	0	1	0
1977-78	Buffalo	NHL	79	19	22	41	44	8	2	2	4	7
1978-79	Buffalo	NHL	40	6	5	11	13	*	*	*	*	*
1978-79	Pittsburgh	NHL	28	5	9	14	2	7	2	1	3	0
1979-80	Pittsburgh	NHL	78	19	22	41	63	5	1	2	3	9
NHL Totals			329	63	76	139	141	27	6	5	11	16
PGH Totals			106	24	31	55	65	12	3	3	6	9

Traded to **PITTSBURGH** by **BUFFALO** for Dave Schultz, February 6, 1979.

GREG MILLEN

Goaltender 5'9" 160 lbs.
 Age: 23 (June 25, 1957)
 Born: Toronto, Ontario
 Shoots: Left
 Acquired: 1977 Amateur Draft
 (6th round)



Greg Millen is expected to be the number one goalie this year and with that honor will go the brunt of the workload. A pulled hamstring put Greg out of action early in the year, but he showed his worth with some great goaltending in the playoffs against Boston. He came the closest to stopping Philadelphia's record setting unbeaten streak when a disputed goal gave the Flyers a 1-1 tie. Greg set a record with three assists and also had shutouts against Chicago (0-0) and Washington (4-0). With an ex-goalie as coach, Greg can only get better.

Season	Club	League	Regular Season					Playoffs				
			GP	MP	GA	SO	AVG	GP	MP	GA	SO	AVG
1976-77	Peterboro	OHA	59	3457	249	0	4.25	-	-	-	-	-
1977-78	Kalamazoo	IHL	3	180	14	0	4.67	-	-	-	-	-
1977-78	Sault											
	Ste. Marie	OHA	24	1469	105	1	4.28	-	-	-	-	-
1978-79	Pittsburgh	NHL	28	1532	86	2	3.37	-	-	-	-	-
1979-80	Pittsburgh	NHL	44	2586	157	2	3.64	5	300	21	0	4.20
NHL Totals			72	4118	243	4	3.37	5	300	21	0	4.20
PGH Totals			72	4118	243	4	3.37	5	300	21	0	4.20

NICK RICCI

Goaltender 5'10" 160 lbs.
 Age: 21 (June 3, 1959)
 Born: Niagara Falls, Ontario
 Shoots: Left
 Acquired: 1979 Amateur Draft
 (5th round)



Nick Ricci played just four games in the NHL last year, but gave indications that he is going to be a good one when his time arrives. His first pre-season showing resulted in a 23-save period against Washington. A fifth round draft pick from Niagara Falls, he beat Los Angeles and Minnesota at home after losing his first game in Detroit and a tough one to Philadelphia. A strong pre-season could land him a spot with the Pens, but for sure a promotion from the International Hockey League to the American Hockey League

Season	Club	League	Regular Season					Playoffs				
			GP	MP	GA	SO	AVG	GP	MP	GA	SO	AVG
1978-79	Niagara Falls	OHA	52	3129	183	3	3.49	*	*	*	*	*
1979-80	Gr. Rapids	IHL	29	1585	113	1	4.28	-	-	-	-	-
1979-80	Pittsburgh	NHL	4	240	14	0	3.50	-	-	-	-	-
NHL Totals			4	240	14	0	3.50	-	-	-	-	-
PGH Totals			4	240	14	0	3.50	-	-	-	-	-

ROD SCHUTT

Left Wing 5'10" 185 lbs.
 Age: 24 (October 13, 1956)
 Born: Bancroft, Ontario
 Shoots: Left
 Acquired: Trade with Montreal
 in 1978




Rod Schutt's goal production also slipped a bit last year, but the loss of center Greg Malone affected his play and that of linemate Peter Lee. Rod will be looking for a big year this season before the Pens pay their debt to Montreal with a first round draft pick. He was Rookie of the Year in the American Hockey League in 1977. He is one of five ex-Montreal Canadiens on the roster.

Season	Club	League	Regular Season					Playoffs				
			GP	G	A	PTS	PIM	GP	G	A	PTS	PIM
1972-73	Pembroke	CJHL	55	31	55	86	61	-	-	-	-	-
1973-74	Sudbury	OHA	67	15	41	56	47	-	-	-	-	-
1974-75	Sudbury	OHA	69	43	61	104	66	-	-	-	-	-
1975-76	Sudbury	OHA	63	72	63	135	42	-	-	-	-	-
1976-77	Nova Scotia	AHL	80	33	51	84	56	12	8	8	16	4
1977-78	Nova Scotia	AHL	77	36	44	80	57	11	4	7	11	2
1977-78	Montreal	NHL	2	0	0	0	0	-	-	-	-	-
1978-79	Pittsburgh	NHL	74	24	21	45	33	7	2	0	2	4
1979-80	Pittsburgh	NHL	73	18	21	39	43	5	2	1	3	6
NHL Totals			149	42	42	84	76	12	4	1	5	10
PGH Totals			74	24	21	45	33	7	2	0	2	4

Traded to **PITTSBURGH** by **MONTREAL** for Pittsburgh's first choice in 1981 Amateur Draft, October 18, 1978.

GREGG SHEPPARD

Center 5'8" 170 lbs.
 Age: 31 (April 23, 1949)
 Born: N. Battleford, Sask.
 Shoots: Left
 Acquired: Three way trade
 with Boston and
 Atlanta in 1978




The key to success this year for the Penguins could be the return of prominence of center Gregg Sheppard. A teammate of Eddie Johnston's at Boston, Gregg will be counted upon in key situations. Gregg starts his third year with Pittsburgh and ninth in the NHL.

Season	Club	League	Regular Season					Playoffs				
			GP	G	A	PTS	PIM	GP	G	A	PTS	PIM
1966-67	Estevan	CMHL	52	44	24	68	-	-	-	-	-	
1967-68	Estevan	WCHL	58	35	46	81	68	-	-	-	-	
1968-69	Estevan	WCHL	54	42	42	84	33	-	-	-	-	
1968-69	Okla. City	CHL	4	0	0	0	0	-	-	-	-	
1969-70	Okla. City	CHL	65	26	29	55	19	-	-	-	-	
1969-70	Salt Lake	WHL	5	0	0	0	2	-	-	-	-	
1970-71	Okla. City	CHL	68	25	50	75	45	5	2	3	5	5
1971-72	Okla. City	CHL	72	41	52	93	43	6	4	7	11	4
1972-73	Boston	AHL	8	5	5	10	2	-	-	-	-	
1972-73	Boston	NHL	64	24	26	50	18	5	2	1	3	0
1973-74	Boston	NHL	75	16	31	47	21	16	11	8	19	4
1974-75	Boston	NHL	76	30	48	78	19	3	3	1	4	5
1975-76	Boston	NHL	70	31	43	74	28	12	5	6	11	6
1976-77	Boston	NHL	77	31	36	67	20	14	5	7	12	8
1977-78	Boston	NHL	54	23	36	59	24	15	2	10	12	6
1978-79	Pittsburgh	NHL	60	15	22	37	9	7	1	2	3	0
1979-80	Pittsburgh	NHL	76	13	24	37	20	5	1	1	2	0
NHL Totals			552	183	266	449	159	77	30	36	66	29
PGH Totals			136	28	46	74	29	17	2	3	5	0

Traded to **PITTSBURGH** by **BOSTON** with **PITTSBURGH** sending Jean Pronovost to **ATLANTA** and **ATLANTA** sending Dick Redmond to **BOSTON**, September 6, 1978.

RON STACKHOUSE

Defense 6'3" 210 lbs.
 Age: 31 (August 26, 1949)
 Born: Haliburton, Ontario
 Shoots: Right
 Acquired: Trade with Detroit
 in 1974



Ron Stackhouse may be one player who will enjoy the new system of hockey in Pittsburgh and he should add heavily to his total as Pittsburgh's all-time leading scorer among defensemen. He had the fifth best plus/minus percentage in the entire NHL last year and was named the first winner of the Pepsi-Cola Outstanding Defenseman Award. Ron also scored a goal in the NHL All-Star game that keyed a winning rally in his first all star game selection. When the Pens played wide open hockey he scored 26 goals and 131 points in two years and high scoring and good defensive play will be his strong points this year.

Season	Club	League	Regular Season					Playoffs				
			GP	G	A	PTS	PIM	GP	G	A	PTS	PIM
1967-68	Peterboro	OHA	49	13	9	22	88	-	-	-	-	-
1968-69	Peterboro	OHA	54	15	31	46	52	-	-	-	-	-
1969-70	Providence	AHL	65	1	5	6	37	-	-	-	-	-
1969-70	Seattle	WHL	-	-	-	-	-	5	0	0	0	0
1970-71	California	NHL	78	8	24	32	73	-	-	-	-	-
1971-72	California	NHL	6	1	3	4	6	-	-	-	-	-
1971-72	Detroit	NHL	73	5	25	30	83	-	-	-	-	-
1972-73	Detroit	NHL	78	5	29	34	82	-	-	-	-	-
1973-74	Detroit	NHL	33	2	14	16	33	-	-	-	-	-
1973-74	Pittsburgh	NHL	36	4	15	19	33	-	-	-	-	-
1974-75	Pittsburgh	NHL	72	15	45	60	52	9	2	6	8	10
1975-76	Pittsburgh	NHL	80	11	60	71	76	3	0	0	0	0
1976-77	Pittsburgh	NHL	80	7	34	41	72	3	2	1	3	0
1977-78	Pittsburgh	NHL	50	5	15	20	36	-	-	-	-	-
1978-79	Pittsburgh	NHL	75	10	33	43	54	7	0	0	0	4
1979-80	Pittsburgh	NHL	78	6	27	53	36	5	1	0	1	18
NHL Totals			739	79	324	403	636	27	5	7	12	32
PGH Totals			393	52	202	254	323	22	4	7	11	14

Traded to **DETROIT** by **CALIFORNIA** for Tom Webster, October 22, 1971. Traded to **PITTSBURGH** by **DETROIT** for Jim Rutherford and Jack Lynch, January 17, 1974.

BOB STEWART

Defense 6'1" 205 lbs.
 Age: 29 (November 10, 1950)
 Born: Charlottetown, P.E.I.
 Shoots: Left
 Acquired: Trade with St. Louis
 in 1979



After nine seasons in the National Hockey League, Bob Stewart finally had a chance to play in the playoffs and against the team that turned him professional. He is a defensive defenseman and always has had the reputation as a hard hitter and aggressive player.

Season	Club	League	Regular Season					Playoffs				
			GP	G	A	PTS	PIM	GP	G	A	PTS	PIM
1970-71	Oklahoma City	CHL	61	6	16	22	270	5	0	1	1	23
1971-72	Boston	NHL	8	0	0	0	15	-	-	-	-	-
1971-72	Oklahoma City	CHL	10	1	3	4	34	-	-	-	-	-
1971-72	Boston	AHL	39	1	7	8	102	-	-	-	-	-
1971-72	California	NHL	16	1	2	3	44	-	-	-	-	-
1972-73	California	NHL	63	4	17	21	181	-	-	-	-	-
1973-74	California	NHL	47	2	5	7	69	-	-	-	-	-
1974-75	California	NHL	67	5	12	17	93	-	-	-	-	-
1975-76	California	NHL	76	4	17	21	112	-	-	-	-	-
1976-77	Cleveland	NHL	73	1	12	13	108	-	-	-	-	-
1977-78	Cleveland	NHL	72	2	15	17	84	-	-	-	-	-
1978-79	St. Louis	NHL	78	5	13	18	47	-	-	-	-	-
1979-80	St. Louis	NHL	10	0	1	1	4	-	-	-	-	-
1979-80	Pittsburgh	NHL	65	3	7	10	52	5	1	1	2	2
NHL Totals			575	27	101	128	809	5	1	1	2	2
PGH Totals			65	3	7	10	52	5	1	1	2	2

Traded to **CALIFORNIA** by **BOSTON** with Reggie Leach and Rick Smith for Carol Vadnais and Don O'Donoghue, February 23, 1972. Claimed by **MINNESOTA** as fill in Cleveland-Minnesota Dispersal Draft, June 15, 1978. **MINNESOTA** then traded Stewart to **ST. LOUIS** for a second round choice in the 1981 Entry Draft for future considerations, June 15, 1978. Traded to **PITTSBURGH** by **ST. LOUIS** for Blair Chapman, November 13, 1979.

MIKE BULLARD

Center 5'10" 183 lbs.
 Age: 19 (March 10, 1961)
 Born: Ottawa, Ontario
 Shoots: Left
 Acquired: 1980 Amateur Draft (1st round)



Season	Club	League	Regular Season					Playoffs				
			GP	G	A	PTS	PIM	GP	G	A	PTS	PIM
1978-79	Brantford	OHA	66	43	56	99	66	-	-	-	-	-
1979-80	Brantford	OHA	66	66	84	150	86	-	-	-	-	-

BRIAN CROSS

Defense 6'0" 185 lbs.
 Age: 21 (May 22, 1959)
 Born: Brantford, Ontario
 Shoots: Right
 Acquired: 1979 Amateur Draft (4th round)



Season	Club	League	Regular Season					Playoffs				
			GP	G	A	PTS	PIM	GP	G	A	PTS	PIM
1976-77	Windsor/ Kitchener	OHA	57	4	20	24	101	*	*	*	*	*
1977-78	Kitchener/ Sudbury	OHA	46	5	10	15	69	*	*	*	*	*
1978-79	Sudbury/ Brantford	OHA	68	24	37	61	222	*	*	*	*	*
1979-80	Gr. Rapids	IHL	55	10	31	41	85	-	-	-	-	-
1979-80	Syracuse	AHL	15	1	2	3	20	-	-	-	-	-

TONY FELTRIN

Defense 6'1" 185 lbs.
 Age: 18 (December 6, 1961)
 Born: Ladysmith, B.C.
 Shoots: Left
 Acquired: 1980 Amateur Draft (4th round)



Season	Club	League	Regular Season					Playoffs				
			GP	G	A	PTS	PIM	GP	G	A	PTS	PIM
1978-79	Victoria	WCHL	47	2	11	13	119	-	-	-	-	-
1979-80	Victoria	WCHL	71	6	25	31	138	-	-	-	-	-

RANDY BOYD

Defense 5'11" 192 lbs.
 Age: 18 (January 23, 1962)
 Born: Coniston, Ontario
 Shoots: Left
 Acquired: 1980 Amateur Draft (3rd round)

Season	Club	League	Regular Season					Playoffs				
			GP	G	A	PTS	PIM	GP	G	A	PTS	PIM
1979-80	Ottawa	OHA	65	3	21	24	148	-	-	-	-	-

GORDIE LAXTON

Goaltender 5'10" 200 lbs.
 Age: 25 (March 16, 1955)
 Born: Montreal, Quebec
 Shoots: Left
 Acquired: 1975 Amateur Draft (1st round)



Season	Club	League	Regular Season					Playoffs				
			GP	MP	GA	SO	AVG	GP	MP	GA	SO	AVG
1975-76	Hershey	AHL	31	1857	104	0	3.36	6	309	19	0	3.69
1975-76	Pittsburgh	NHL	8	414	31	0	4.49	-	-	-	-	-
1976-77	Hershey	AHL	18	958	80	0	5.01	-	-	-	-	-
1976-77	Pittsburgh	NHL	6	253	26	0	6.17	-	-	-	-	-
1977-78	Gr. Rapids	IHL	45	2651	183	0	4.14	-	-	-	-	-
1977-78	Pittsburgh	NHL	2	73	9	0	7.40	-	-	-	-	-
1978-79	Gr. Rapids	IHL	63	3742	192	3	3.08	19	1178	81	1	4.13
1978-79	Pittsburgh	NHL	1	60	8	0	8.00	-	-	-	-	-
1979-80	Syracuse	AHL	2	69	11	0	9.56	-	-	-	-	-
1979-80	Gr. Rapids	IHL	20	1197	90	0	4.51	-	-	-	-	-
NHL Totals			17	800	74	0	5.55	-	-	-	-	-
PGH Totals			17	800	74	0	5.55	-	-	-	-	-

DOUG SHEDDEN

Center 6'0" 184 lbs.
 Age: 19 (April 29, 1961)
 Born: Wallaceburg, Ontario
 Shoots: Right
 Acquired: 1980 Amateur Draft (5th round)



Season	Club	League	Regular Season					Playoffs				
			GP	G	A	PTS	PIM	GP	G	A	PTS	PIM
1979-80	Kitchener	OHA	16	10	16	26	26	-	-	-	-	-
1979-80	S.S. Marie	OHA	45	30	44	74	59	-	-	-	-	-

PAT GRAHAM

Left Wing 6'1" 190 lbs.
 Age: 19 (May 25, 1961)
 Born: Toronto, Ontario
 Shoots: Left
 Acquired: 1980 Amateur Draft (6th round)



Season	Club	League	Regular Season					Playoffs				
			GP	G	A	PTS	PIM	GP	G	A	PTS	PIM
1979-80	Toronto	OHA	2	1	0	1	16	-	-	-	-	-
1979-80	Niagara Falls	OHA	59	31	32	63	75	-	-	-	-	-

KIM DAVIS

Center 5'11" 180 lbs.
 Age: 23 (October 31, 1957)
 Born: Flin Flon, Manitoba
 Shoots: Left
 Acquired: 1977 Amateur Draft (3rd round)



Season	Club	League	Regular Season					Playoffs				
			GP	G	A	PTS	PIM	GP	G	A	PTS	PIM
1977-78	Gr. Rapids	IHL	63	28	43	71	191	-	-	-	-	-
1977-78	Pittsburgh	NHL	1	0	0	0	0	-	-	-	-	-
1978-79	Gr. Rapids	IHL	80	44	59	103	235	22	12	15	27	77
1978-79	Pittsburgh	NHL	1	1	0	1	0	-	-	-	-	-
1979-80	Syracuse	AHL	44	13	13	26	62	-	-	-	-	-
1979-80	Pittsburgh	NHL	24	3	7	10	43	4	0	0	0	0
NHL Totals			26	4	7	11	43	4	0	0	0	0
PGH Totals			26	4	7	11	43	4	0	0	0	0

ROB GARNER

Center 5'11" 180 lbs.
 Age: 21 (August 17, 1958)
 Born: Weston, Ontario
 Shoots: Left
 Acquired: 1978 Amateur Draft (5th round)



Season	Club	League	Regular Season					Playoffs				
			GP	G	A	PTS	PIM	GP	G	A	PTS	PIM
1975-76	Toronto	OHA	37	6	8	14	20	-	-	-	-	-
1976-77	Toronto	OHA	62	31	35	66	58	-	-	-	-	-
1977-78	Toronto	OHA	48	38	35	73	111	-	-	-	-	-
1978-79	Binghamton	AHL	77	15	19	34	97	10	5	3	8	19
1979-80	Cincinnati	CHL	27	5	8	13	36	-	-	-	-	-
1979-80	Syracuse	AHL	46	12	13	25	21	4	0	1	1	21

BENNETT WOLF

Defense 6'3" 205 lbs.
 Age: 21 (October 23, 1959)
 Born: Kitchener, Ontario
 Shoots: Right
 Acquired: 1979 Amateur Draft (3rd round)



Season	Club	League	Regular Season					Playoffs				
			GP	G	A	PTS	PIM	GP	G	A	PTS	PIM
1976-77	Kitchener	OHA	7	0	1	1	16	*	*	*	*	*
1977-78	Toronto	OHA	66	3	13	16	334	*	*	*	*	*
1978-79	Toronto/ Kitchener	OHA	47	3	18	21	281	*	*	*	*	*
1979-80	Gr. Rapids	IHL	51	3	14	17	417	-	-	-	-	-
1979-80	Syracuse	AHL	-	-	-	-	-	4	0	0	0	39

PENGUINS AMATEUR DRAFT CHOICES

1969 AMATEUR DRAFT			1975 AMATEUR DRAFT				
Rd.	Player	Choice					
1.	Rick Kessell	C	15	12.	Richard Perron	D	195
2.	Michel Briere	C	26	13.	Richard Hindmarch	RW	206
3.	Yvon Labre	D	38	14.	William Davis	D	216
4.	Rusty Patenaude	RW	50	15.	J. D. Mathers	D	223
5.	Paul Hoganson	G	62	1976 AMATEUR DRAFT			
1970 AMATEUR DRAFT			1.	Blair Chapman	RW	2	
1.	Greg Polis	LW	7	2.	Greg Malone	C	19
2.	John Stewart	LW	21	3.	Peter Marsh	RW	29
3.	Larry Bignell	D	35	3.	Morris Lukowich	LW	47
4.	Connie Forey	LW	49	4.	Greg Redquest	G	65
5.	Steve Cardwell	LW	63	5.	Brendan Lowe	D	83
6.	Bob Fitchener	C	77	6.	Vic Sirko	D	101
7.	Jim Pearson	D	90	1977 AMATEUR DRAFT			
8.	Cam Newton	G	112	1.	Traded to Toronto for Rick Kehoe		
9.	Ron Lemieux	RW	120	2.	Jim Hamilton	LW	30
1971 AMATEUR DRAFT			3.	Kim Davis	LW	48	
1.	Traded to St. Louis for Ron Schock		4.	Mark Johnson	C	66	
2.	Brian McKenzie	C	18	5.	Greg Millen	G	102
3.	Joe Norris	D	32	1978 AMATEUR DRAFT			
4.	Gerry Methe	D	46	1.	Traded to Philadelphia for Orest Kindrachuk, Tom Bladon & Ross Lonsberry		
5.	Dave Murphy	G	60	2.	Mike Meeker	RW	25
6.	Ian Williams	RW	74	3.	Traded to Montreal for Don Awrey		
7.	Doug Elliott	D	88	4.	Shane Pearsall	LW	61
1972 AMATEUR DRAFT			5.	Rob Garner	C	75	
1.	Traded to Minnesota for Bob Woytowich		1979 AMATEUR DRAFT				
2.	Jack Lynch	D	24	1.	Traded to Washington for Hartland Monahan		
2.	Bernie Lukowich	LW	30	2.	Paul Marshall	LW	31
3.	Denis Herron	G	40	3.	Bennett Wolf	D	52
4.	Ron Lalonde	C	56	4.	Brian Cross	D	73
5.	Brian Walker	C	72	5.	Nick Ricci	G	94
6.	Jeff Ablett	LW	88	6.	Marc Chorney	D	115
7.	D'Arcy Keating	D	104	1980 AMATEUR DRAFT			
8.	Yves Bergeron	RW	120	1.	Mike Bullard	C	9
9.	Jay Babcock	LW	136	2.	Traded to Chicago for Dale Tallon		
10.	Don Atchison	G	149	3.	Randy Boyd	D	51
1973 AMATEUR DRAFT			4.	Tony Feltrin	D	72	
1.	Blaine Stoughton	RW	7	5.	Doug Shedden	C/RW	93
2.	Wayne Bianchin	LW	23	6.	Pat Graham	LW	114
2.	Colin Campbell	D	27	7.	Traded to Winnipeg for future considerations		
4.	Traded to Detroit for Andy Brown		4.	Robert Geale	C	156	
4.	Dennis Owchar	D	55	9.	Brian Lundberg	D	177
5.	Guido Tenesi	D	71	10.	Steve McKenzie	D	198
6.	Don Seiling	LW	87	1974 AMATEUR DRAFT			
7.	Terry Ewasiuk	LW	103	1.	Pierre Larouche	C	8
8.	Fred Comrie	C	119	2.	Jacques Cossette	RW	27
9.	Gord Lane	D	134	3.	Traded to Detroit for Nelson Debenedet		
10.	Randy Airmoe	D	150	4.	Mario Faubert	D	62
11.	Don McLeod	C	164	5.	Bruce Aberhart	G	80
1974 AMATEUR DRAFT			6.	William Schneider	LW	98	
1.	Pierre Larouche	C	8	7.	Robbie Laird	LW	116
2.	Jacques Cossette	RW	27	8.	Larry Finck	D	133
3.	Traded to Detroit for Nelson Debenedet		9.	Jim Chicoyne	D	150	
4.	Mario Faubert	D	62	10.	Rick Uhrich	RW	166
5.	Bruce Aberhart	G	80	11.	Serge Gamelin	RW	181
6.	William Schneider	LW	98				
7.	Robbie Laird	LW	116				
8.	Larry Finck	D	133				
9.	Jim Chicoyne	D	150				
10.	Rick Uhrich	RW	166				
11.	Serge Gamelin	RW	181				

1979-80 SCORING REGULAR SEASON

	GP	G	A	PTS	PIM
Rick Kehoe	79	30	30	60	4
Greg Malone	51	19	32	51	46
George Ferguson	73	21	28	49	36
Orest Kindrachuk	52	17	29	46	63
Peter Lee	74	16	29	45	20
Gary McAdam	78	19	22	41	63
Rod Schutt	73	18	21	39	43
Gregg Sheppard	76	13	24	37	20
Randy Carlyle	67	8	28	36	45
Ross Lonsberry	76	15	18	33	36
Ron Stackhouse	78	6	27	33	36
Pat Hughes	76	18	14	32	78
Russ Anderson	76	5	22	27	150
Nick Libett	78	14	12	26	14
Paul Marshall	46	9	12	21	9
Mario Faubert	49	5	13	18	31
Dale Tallon	32	5	9	14	18
Bob Stewart	75	3	8	11	56
Kim Davis	24	3	7	10	43
Mark Johnson	17	3	5	8	4
Tom Bladon	57	2	6	8	35
Greg Millen	44	0	3	3	14
Kim Clackson	46	0	3	3	166
Jim Hamilton	10	2	0	2	0
Rob Holland	34	0	0	0	2
Bench	-	-	-	-	10
TOTAL	80	251	401	652	1038

GOALIES

	GP	MP	GF	GA	ENG	SO	AVG	W-L-T
Nick Ricci	4	240	14	14	0	0	3.50	2-2-0
Greg Millen	44	2586	133	157	2	2	3.64	18-18-7
Rob Holland	34	1974	104	126	4	1	3.83	10-17-6
TOTAL	80	4800	251	297	6	3	3.79	30-37-13

(303)

1979-80 PLAYOFF SCORING

	GP	G	A	PTS	PIM
Rick Kehoe	5	2	5	7	0
Mark Johnson	5	2	2	4	0
Ross Lonsberry	5	2	1	3	2
Rod Schutt	5	2	1	3	6
Gary McAdam	5	1	2	3	9
George Ferguson	5	0	3	3	4
Bob Stewart	5	1	1	2	2
Nick Libett	5	1	1	2	0
Gregg Sheppard	5	1	1	2	0
Russ Anderson	5	0	2	2	14
Ron Stackhouse	5	1	0	1	18
Randy Carlyle	5	1	0	1	4
Tom Bladon	1	0	1	1	0
Mario Faubert	2	0	1	1	0
Peter Lee	4	0	1	1	0
Dale Tallon	4	0	0	0	4
Kim Clackson	3	0	0	0	37
Paul Marshall	1	0	0	0	0
Kim Davis	4	0	0	0	0
Pat Hughes	5	0	0	0	21

GOALTENDING

	GPI	MINS.	GA	ENG	SO	AVG	W	L
Greg Millen	5	300	21	0	0	4.20	2	3

1979-80 INDIVIDUAL SCORING BREAKDOWN

NAME	WG	TG	GF	PPG	SHG	H	A	1H	2H	TOT
Russ Anderson	0	0	1	0	0	3	2	2	3	5
Tom Bladon	1	0	0	1	0	1	1	2	0	2
Randy Carlyle	1	0	1	3	0	4	4	3	5	8
Kim Davis	1	0	0	0	0	3	0	0	3	3
Mario Faubert	0	0	0	4	0	5	0	3	2	5
George Ferguson	3	0	0	1	3*	15	6	11	10	21
Jim Hamilton	0	0	0	0	0	1	1	1	1	2
Pat Hughes	0	1	2	5	0	8	10	10	8	18
Mark Johnson	1	0	1	1	0	1	2	0	3	3
Rick Kehoe	3	2*	6*	7*	0	19*	11	16*	14*	30*
Orest Kindrachuk	1	0	4	2	2	9	8	13	4	17
Peter Lee	2	1	2	4	0	11	5	9	7	16
Nick Libett	2	1	4	1	1	7	7	9	5	14
Ross Lonsberry	0	2*	1	2	0	9	6	7	8	15
Greg Malone	2	1	2	5	0	12	7	11	8	19
Gary McAdam	2	0	4	3	0	7	12*	15	4	19
Paul Marshall	5*	1	1	1	0	7	2	5	4	9
Rod Schutt	2	1	5	3	0	11	7	9	9	18
Gregg Sheppard	2	0	0	3	0	5	8	9	4	13
Ron Stackhouse	1	1	1	2	0	4	2	2	4	6
Bob Stewart	0	0	0	0	0	2	1	2	1	3
Dale Tallon	1	0	0	4	0	1	4	1	4	5
TOTAL	30	11	35	52	6	145	106	140	111	251

* Denotes Leader in Category

Key to Abbreviations:

WG - Winning Goal; **TG** - Tying Goal; **GF** - First Goal of Game;

PPG - Power Play Goal; **SHG** - Shorthanded Goal; **H** - Home Goals;

A - Away Goals; **1H** - First Half of Season; **2H** - Second Half of Season

TOT - Total Goals

1979-80 NHL SCORING LEADERS

NAME-TEAM	GP	G	A	PTS
Marcel Dionne, Los Angeles	80	53	84	137
Wayne Gretzky, Edmonton	79	51	86	137
Guy Lafleur, Montreal	74	50	75	125
Gil Perreault, Buffalo	80	40	66	106
Mike Rogers, Hartford	80	44	61	105
Bryan Trottier, NY Islanders	78	42	62	104
Charlie Simmer, Los Angeles	64	56	45	101
Blaine Stoughton, Hartford	80	56	44	100
Darryl Sittler, Toronto	73	40	57	97
Blair MacDonald, Edmonton	80	46	48	94
Bernie Federko, St. Louis	79	38	56	94
Al MacAdam, Minnesota	80	42	51	93
Kent Nilsson, Atlanta	80	40	53	93
Mike Bossy, NY Islanders	75	51	41	92
Rick Middleton, Boston	80	40	52	92
Pierre Larouche, Montreal	73	50	41	91
Dave Taylor, Los Angeles	61	37	53	90
Danny Gare, Buffalo	76	56	33	89
Steve Shutt, Montreal	77	47	42	89
Real Cloutier, Quebec	67	42	46	88
Steve Payne, Minnesota	80	42	43	85
Bobby Smith, Minnesota	61	27	56	83
Dale McCourt, Detroit	80	30	51	81
Mark Howe, Hartford	74	24	56	80

LEAGUE LEADERS

Goals	Charlie Simmer, Los Angeles	56
	Blaine Stoughton, Hartford	56
	Danny Gare, Buffalo	56
Assists	Wayne Gretzky, Edmonton	86
Points	Marcel Dionne, Los Angeles	137
	Wayne Gretzky, Edmonton	137
Penalty Minutes	Jimmy Mann, Winnipeg	287
Power Play Goals	Charlie Simmer, Los Angeles	21
Shorthanded Goals	Anders Kallur, NY Islanders	4
	Reggie Leach, Philadelphia	4
Winning Goals	Danny Gare, Buffalo	11
Shutouts	Tony Esposito, Chicago	6
Goals Against Avg.	Bob Sauve, Buffalo	2.36

1979-80 NHL LEADING GOALTENDERS

GOALTENDERS	TEAM	GP	MINS	GA	ENG	SO	AVG	W-L-T
Bob Sauve	Buffalo	32	1880	74	1	4	2.36	20-8-4
Don Edwards	Buffalo	49	2920	125	1	2	2.57	27-9-12
BUFFALO	TOTAL	80	4800	201	6	2.51	47-17-16	
Gilles Gilbert	Boston	33	1933	88	1	1	2.73	20-9-3
Gerry Cheevers	Boston	42	2479	116	3	4	2.81	24-11-7
BOSTON	TOTAL	80	4800	234	5	2.93	46-21-13	
Denis Herron	Montreal	34	1909	80	1	0	2.51	25-3-3
Michel Larocque	Montreal	39	2259	125	0	3	3.52	17-13-8
MONTREAL	TOTAL	80	4800	240	3	3.00	47-20-13	
Bill Smith	NY Islanders	38	2114	104	4	2	2.95	15-14-7
Glenn Resch	NY Islanders	45	2606	132	1	3	3.04	23-14-6
NY ISLANDERS	TOTAL	80	4800	247	5	3.09	39-28-13	
Tony Esposito	Chicago	69	4140	205	6	6	2.97	31-22-16
Mike Veisor	Chicago	11	660	37	2	0	3.36	3-5-3
CHICAGO	TOTAL	80	4800	250	6	3.13	34-27-19	
Gilles Meloche	Minnesota	54	3141	160	1	1	3.06	27-20-5
Gary Edwards	Minnesota	26	1539	82	1	0	3.20	9-7-10
MINNESOTA	TOTAL	80	4800	253	1	3.16	36-28-16	
Pete Peeters	Philadelphia	40	2373	108	1	1	2.73	29-5-5
Phil Myre	Philadelphia	41	2367	141	2	0	3.57	18-7-5
PHILADELPHIA	TOTAL	80	4800	254	1	3.18	48-12-20	
Dan Bouchard	Atlanta	53	3076	163	5	2	3.18	23-19-10
Pat Riggin	Atlanta	25	1368	73	0	2	3.20	11-9-2
ATLANTA	TOTAL	80	4800	269	4	3.36	35-32-13	
Mike Liut	St. Louis	64	3661	194	1	2	3.18	32-23-9
Ed Staniowski	St. Louis	22	1108	80	2	0	4.33	2-11-3
ST. LOUIS	TOTAL	80	4800	278	2	3.48	34-34-12	
Gary Bromley	Vancouver	15	860	43	0	1	3.00	8-2-4
Glen Hanlon	Vancouver	57	3341	193	4	0	3.47	17-29-10
VANCOUVER	TOTAL	80	4800	281	1	3.51	27-37-16	

PITTSBURGH CAREER SCORING — THIRTEEN YEARS

NAME	GP	G	A	PTS	PIM					
1. Jean Pronovost	753	316	287	603	306					
2. Syl Apps	495	151	349	500	241					
3. Ron Schock	619	124	280	404	201					
4. Rick Kehoe	433	177	174	351	54					
5. Lowell MacDonald	328	140	166	306	60					
6. Ron Stackhouse	471	58	229	287	359					
7. Pierre Larouche	240	119	134	253	99					
8. Ken Schinkel	371	93	143	236	86					
9. Greg Malone	275	90	124	214	221					
10. Bryan Hextall	335	71	115	186	498					
11. Greg Polis	256	88	70	158	146					
12. Bob Kelly	250	69	85	154	462					
13. Keith McCreary	292	82	59	141	199					
14. Vic Hadfield	163	61	79	140	118					
15. Al McDonough	152	56	74	130	46					
16. Dave Burrows	520	24	106	130	273					
17. Peter Lee	214	53	68	121	63					
18. Val Fonteyne	349	39	82	121	4					
19. Pete Mahovlich	117	39	75	114	76					
20. Wayne Bianchin	265	68	41	109	130					
21. Orest Kindrachuk	131	35	71	106	147					
22. Duane Rupp	265	21	83	104	170					
23. Andy Bathgate	150	35	68	103	89					
24. Nick Harbaruk	308	40	61	101	257					
25. Blair Chapman	227	48	51	99	71					
26. George Ferguson	153	42	57	99	73					
27. Wally Boyer	203	32	62	94	81					
28. Bob Woytowich	248	22	71	93	151					
29. Dean Prentice	144	47	42	89	32					
30. Chuck Arnason	149	46	40	86	50					
31. Rod Schutt	147	42	42	84	76					
32. Randy Carlyle	137	21	62	83	123					
33. Ross Lonsberry	156	39	40	79	74					
34. Gregg Sheppard	136	28	46	74	29					
35. Russ Anderson	288	12	62	74	474					
36. Darryl Edestrand	158	25	47	72	140					
37. Dennis Owchar	168	18	49	67	146					
38. Colin Campbell	243	14	52	66	517					
39. Bryan Watson	304	8	57	65	871					
40. Mike Corrigan	98	22	39	61	46					
41. Barry Wilkins	133	5	56	61	203					
42. Earl Ingarfield	90	23	37	60	16					
43. Gene Ubriaco	114	33	26	59	30					
44. Eddie Shack	87	30	29	59	96					
45. Gary McAdam	106	24	31	55	65					
46. Gene Carr	70	17	37	54	76					
47. Noel Price	143	8	45	53	109					
48. Charlie Burns	76	13	38	51	22					
49. Dunc McCallum	185	14	35	49	228					
50. Dave Schultz	113	13	34	47	535					
51. Mario Faubert	145	9	38	47	90					
52. Billy Dea	139	26	20	46	12					
53. Paul Andrea	90	18	27	45	4					
54. Michel Briere	76	12	32	44	20					
55. Ab McDonald	74	22	21	43	38					
56. Dale Tallon	95	10	33	43	53					
57. Tom Edur	58	5	38	43	18					
58. Leo Boivin	114	14	26	40	100					
59. Bob Paradise	203	7	33	40	209					
60. Glen Sather	122	20	17	37	210					
61. Lou Angotti	71	17	20	37	36					
62. Art Stratton	58	16	21	37	16					
63. Stan Gilbertson	115	19	17	36	19					
64. Bob McManama	99	11	25	36	28					
65. Tom Bladon	135	6	29	35	99					
66. Pat Hughes	76	18	14	32	78					
67. Bob Leiter	78	14	17	31	18					
68. Ron Lalonde	108	10	20	30	16					
69. Jim Morrison	132	5	25	30	72					
70. Steve Durbano	66	4	23	27	309					
71. Nick Libett	78	14	12	26	14					
72. Lew Morrison	214	13	13	26	12					
73. Jack Lynch	64	1	25	26	61					
74. Jean Guy Lagace	106	4	20	24	119					
75. Ab DeMarco	42	9	13	22	8					
76. Paul Marshall	46	9	12	21	9					
77. Billy Speer	102	4	17	21	71					
78. Steve Cardwell	53	9	11	20	35					
79. Brian Spencer	86	9	11	20	81					
80. Bob Blackburn	124	8	12	20	105					
81. Billy Harris	55	7	13	20	8					
82. Rick Kessell	83	2	18	20	4					
83. Bernie Lukowich	53	9	10	19	32					
84. Bob Dillabough	61	7	12	19	20					
85. Rene Robert	49	7	11	18	42					
86. Pete Laframboise	35	5	13	18	8					
87. Simon Nolet	39	9	8	17	2					
88. Bob Rivard	27	5	12	17	4					
89. Tracy Pratt	83	5	12	17	158					
90. Ted Snell	55	4	12	16	8					
91. Nick Beverley	67	2	14	16	21					
92. George Konik	52	7	8	15	26					
93. Jacques Cossette	64	8	6	14	29					
94. Rod Zaine	37	8	5	13	21					
95. John Stewart	40	4	9	13	32					
96. Don Awrey	79	1	12	13	40					
97. John Flesch	29	7	5	12	19					
98. Al MacNeil	74	2	10	12	58					
99. Blaine Stoughton	34	5	6	11	8					
100. Wayne Hicks	15	4	7	11	2					
101. Kim Davis	26	4	7	11	43					
102. Tim Horton	44	2	9	11	40					
103. Bob Stewart	65	3	7	10	52					
104. Nelson DeBenedet	31	6	3	9	11					
105. Jim Hamilton	39	4	4	8	2					
106. Mark Johnson	17	3	5	8	4					
107. Sheldon Kannegiesser	75	2	6	8	76					
108. George Swarbrick	31	1	7	8	36					
109. Ed Van Impe	22	0	8	8	22					
110. Tom Cassidy	26	3	4	7	15					

ALL TIME GOALTENDING 1967-80

NAME	GP	MP	GA	ENG	SO	AVG	W-L-T	SAVES
Roy Edwards	15	847	36	2	0	2.55	2-8-4	355
Hank Bassen	25	1299	62	2	1	2.86	7-10-3	616
Marv Edwards	1	60	3	0	0	3.00	0-1-0	30
Al Smith	91	5027	257	3	4	3.07	24-42-17	2277
Les Binkley	196	11046	574	8	11	3.12	58-94-34	5021
Jim Rutherford	115	6252	327	6	4	3.14	44-49-14	2915
Joe Daley	38	2143	112	4	2	3.14	11-18-6	1094
Gary Inness	100	5366	299	6	2	3.34	39-37-13	2591
Denis Herron	176	9997	568	9	3	3.41	65-66-34	4975
Nick Ricci	4	240	14	0	0	3.50	2-2-0	123
Dunc Wilson	66	3807	224	1	5	3.53	23-30-10	1750
Greg Millen	72	4118	243	4	4	3.54	32-29-8	1846
Michel Plasse	75	4190	251	1	2	3.59	33-24-14	2013
Cam Newton	16	814	51	2	0	3.76	4-7-1	360
Andy Brown	45	2476	156	0	1	3.78	16-20-6	1126
Bob Holland	34	1974	126	4	1	3.83	10-17-6	804
Bob Johnson	12	476	40	0	0	5.04	3-4-1	237
Bob Taylor	2	78	7	1	0	5.38	0-1-0	41
Gordie Laxton	17	800	74	2	0	5.55	4-9-1	359
Paul Hoganson	2	57	7	0	0	7.37	0-1-0	21
Greg Redquest	1	13	3	0	0	13.85	0-0-0	2
TOTAL	1018	61,080	3434	55	40	3.43	377-469-172	28,556

(3489)

111. Joe Noris	35	2	5	7	20
112. Harvey Bennett	32	3	3	6	53
113. Kelly Pratt	22	0	6	6	15
114. Ron Snell	7	3	2	5	6
115. Yvon Labre	37	2	3	5	32
116. Robin Burns	41	0	5	5	32
117. Denis Herron	176	0	5	5	28
118. Derek Sanderson	13	3	1	4	0
119. Mike McMahon	12	1	3	4	19
120. Jim Wiley	26	0	4	4	2
121. Dick Mattiussi	44	0	4	4	32
122. Jim Shires	18	1	2	3	2
123. Larry Bignell	20	0	3	3	2
124. Ron Jones	25	0	3	3	15
125. Kim Clackson	45	0	3	3	24
126. Michel Plasse	75	0	3	3	24
127. Greg Millen	72	0	3	3	14
128. Billy Hicke	12	2	0	2	6
129. Brian McKenzie	6	1	1	2	4
130. Doug Barrie	8	1	1	2	8
131. Garry Swain	9	1	1	2	0
132. Ed Gilbert	45	1	1	2	0
133. Hartland Monahan	7	2	0	2	2
134. John Arbour	17	0	2	2	35
135. Tom Price	19	0	2	2	8
136. Dunc Wilson	66	0	2	2	21
137. Gary Inness	100	0	2	2	4
138. Mel Pearson	2	0	1	1	0
139. Roy Edwards	15	0	1	1	0
140. Cam Newton	16	0	1	1	9
141. Jim Rutherford	115	0	1	1	18
142. Les Binkley	196	0	1	1	2
143. Marv Edwards	1	0	0	0	0
144. Greg Redquest	1	0	0	0	0
145. Paul Hoganson	2	0	0	0	0
146. Lex Hudson	2	0	0	0	0
147. Bob Taylor	2	0	0	0	0
148. Yves Bergeron	3	0	0	0	0
149. Steve Lyon	3	0	0	0	2
150. Bob Stumpf	3	0	0	0	4
151. Bill Lecaine	4	0	0	0	0
152. Mike Meeker	4	0	0	0	5
153. Nick Ricci	4	0	0	0	0
154. Ted Lanyon	5	0	0	0	4
155. Bob Johnson	12	0	0	0	6
156. Hank Nowak	13	0	0	0	11
157. Gordie Laxton	17	0	0	0	0
158. Hank Bassen	25	0	0	0	8
159. Rob Holland	34	0	0	0	2
160. Joe Daley	38	0	0	0	2
161. Andy Brown	45	0	0	0	62
162. Al Smith	93	0	0	0	191
163. Bench					120
TOTAL	1018	3197	5180	8277	12,303

ALL TIME LEADERS

GAMES		GOALS		
Jean Pronovost	753	Jean Pronovost	316	
Ron Schock	619	Rick Kehoe	177	
Dave Burrows	520	Syl Apps	151	
Syl Apps	495	Lowell MacDonald	140	
Ron Stackhouse	471	Ron Schock	124	
Rick Kehoe	433	Pierre Larouche	119	
Ken Schinkel	371	Ken Schinkel	93	
Val Fonteyne	349	Greg Malone	90	
Bryan Hextall	335	Greg Polis	88	
Lowell MacDonald	328	Keith McCreary	82	
Nick Harbaruk	308	Bryan Hextall	71	
Bryan Watson	304	Bob Kelly	69	
Keith McCreary	292	Wayne Bianchini	68	
Russ Anderson	288	Vic Hadfield	61	
Greg Malone	275	Ron Stackhouse	58	
ASSISTS				
Syl Apps	349	Jean Pronovost	603	
Jean Pronovost	287	Syl Apps	500	
Ron Schock	280	Ron Schock	404	
Ron Stackhouse	229	Rick Kehoe	351	
Rick Kehoe	174	Lowell MacDonald	306	
Lowell MacDonald	166	Ron Stackhouse	287	
Ken Schinkel	143	Pierre Larouche	253	
Pierre Larouche	134	Ken Schinkel	236	
Greg Malone	124	Greg Malone	214	
Bryan Hextall	115	Bryan Hextall	186	
Dave Burrows	106	Greg Polis	158	
Bob Kelly	85	Bob Kelly	154	
Duane Rupp	83	Keith McCreary	141	
Val Fonteyne	82	Vic Hadfield	140	
Vic Hadfield	79	Al McDonough	130	
		Dave Burrows	130	
PENALTY MINUTES				
Bryan Watson	871	Dave Burrows	273	
Dave Schultz	535	Nick Harbaruk	257	
Colin Campbell	517	Syl Apps	241	
Bryan Hextall	498	Dunc McCallum	228	
Russ Anderson	474	Greg Malone	221	
Bob Kelly	462	Glen Sather	210	
Ron Stackhouse	359	Bob Paradise	209	
Steve Durbano	309	Barry Wilkins	203	
Jean Pronovost	306	Ron Schock	201	

SEASON LEADERS

SEASON	GOALS	ASSISTS	POINTS	PENALTY MINUTES
1979-80	Rick Kehoe	30 Greg Malone	32 Rick Kehoe	60 Kim Clackson
	George Ferguson	21 Rick Kehoe	30 Greg Malone	51 Russ Anderson
1978-79	Greg Malone	35 Orest Kindrachuk	42 Greg Malone	65 Dave Schultz
	Peter Lee	32 Pete Mahovlich	39 Orest Kindrachuk	60 Colin Campbell
1977-78	Jean Pronovost	40 Greg Malone	43 Jean Pronovost	65 Dave Schultz
	Rick Kehoe	29 Tom Edur	38 Pete Mahovlich	61 Russ Anderson
			Greg Malone	61
1976-77	Jean Pronovost	33 Syl Apps	43 Jean Pronovost	64 Bob Kelly
	Rick Kehoe	30 Pierre Larouche	34 Pierre Larouche	63 Russ Anderson
		Ron Stackhouse	34	
1975-76	Pierre Larouche	53 Syl Apps	67 Pierre Larouche	111 Steve Durbano
	Jean Pronovost	52 Ron Stackhouse	60 Jean Pronovost	104 Bob Kelly
1974-75	Jean Pronovost	43 Ron Schock	63 Ron Schock	86 Colin Campbell
	Rick Kehoe	32 Syl Apps	55 Syl Apps	79 Bob Kelly
1973-74	Lowell MacDonald	43 Syl Apps	61 Syl Apps	85 Steve Durbano
	Jean Pronovost	40 Lowell MacDonald	39 Lowell MacDonald	82 Bryan Watson
1972-73	Al McDonough	35 Syl Apps	56 Syl Apps	85 Bryan Watson
	Lowell MacDonald	34 Al McDonough	41 Al McDonough	76 Bryan Hextall
		Lowell MacDonald	41	
1971-72	Jean Pronovost	30 Syl Apps	44 Syl Apps	59 Bryan Watson
	Greg Polis	30 Ken Schinkel	30 Jean Pronovost	53 Bryan Hextall
1970-71	Jean Pronovost	21 Bryan Hextall	32 Bryan Hextall	48 Bryan Hextall
	Dean Prentice	21 Wally Boyer	30 Jean Pronovost	45 Bryan Watson
	Keith McCreary	21		119
1969-70	Dean Prentice	26 Michel Briere	32 Dean Prentice	51 Bryan Watson
1968-69	Keith McCreary	25 Charlie Burns	38 Ken Schinkel	52 Dunc McCallum
1967-68	Ab McDonald	22 Andy Bathgate	39 Andy Bathgate	59 Leo Bovin
				74

PENALTY SHOTS

Date	Place	Player - Team	Goalie - Team	Result
Dec. 23, 1967	Pittsburgh	Bill Collins, Minn.	Les Binkley, Pgh.	no goal
Jan. 31, 1968	St. Louis	George Konik, Pgh.	Glen Hall, St. L.	GOAL
Feb. 5, 1969	Pittsburgh	Charlie Burns, Pgh.	Ed Giacomini, NYR	no goal
Mar. 18, 1970	Pittsburgh	Keith McCreary, Pgh.	Ed Giacomini, NYR	no goal
Jan. 14, 1971	Detroit	Jean Pronovost, Pgh.	Roy Edwards, Det.	GOAL
Feb. 24, 1971	Pittsburgh	Greg Polis, Pgh.	Ernie Wakely, St. L.	no goal
Feb. 9, 1972	Toronto	Syl Apps, Pgh.	Bernie Parent, Tor.	GOAL
Nov. 12, 1972	Buffalo	Lowell MacDonald, Pgh.	Roger Crozier, Buf.	no goal
Jan. 10, 1973	Pittsburgh	Ron Schock, Pgh.	Roy Edwards, Det.	no goal
Mar. 10, 1973	Pittsburgh	Ron Schock, Pgh.	Ed Giacomini, NYR	no goal
Feb. 16, 1974	Pittsburgh	Chuck Arnason, Pgh.	Gilles Meloche, Cal.	no goal
Mar. 5, 1974	NY Islanders	Ralph Stewart, NYI	Andy Brown, Pgh.	no goal
Nov. 20, 1974	Toronto	Dave Keon, Tor.	Gary Inness, Pgh.	GOAL
Nov. 14, 1976	NY Rangers	Bill Goldsworthy, NYR	Dunc Wilson, Pgh.	no goal
Nov. 21, 1976	Pittsburgh	Alain Daigle, Chi.	Dunc Wilson, Pgh.	no goal
Nov. 30, 1976	Washington	Ron Schock, Pgh.	Bernie Wolfe, Wash.	no goal
Dec. 16, 1976	Pittsburgh	Al MacAdam, Clev.	Denis Herron, Pgh.	GOAL
Oct. 15, 1977	Pittsburgh	Orest Kindrachuk, Phila.	Dunc Wilson, Pgh.	no goal
Dec. 4, 1977	Washington	Blair Chapman, Pgh.	Jim Bedard, Wash.	no goal
Jan. 21, 1978	Pittsburgh	Pete Mahovlich, Pgh.	Jim Bedard, Wash.	no goal
Mar. 22, 1978	Pittsburgh	Blair Chapman, Pgh.	Bill McKenzie, Colo.	no goal
Dec. 5, 1978	NY Islanders	Ross Lonsberry, Pgh.	Glenn Resch, NYI	no goal
Feb. 9, 1980	Pittsburgh	Ross Lonsberry, Pgh.	Gilles Meloche, Minn.	no goal

53

Pittsburgh shooters have scored 3 times in 16 attempts.
 Pittsburgh goalies have been scored upon 2 times in 7 attempts.
 Of the thirteen penalty shots taken in Pittsburgh, there has only been one successful shot.

BEST SEASONS

GOALS - ONE SEASON		ASSISTS - ONE SEASON	
Pierre Larouche	53 (1975-76)	Syl Apps	67 (1975-76)
Jean Pronovost	52 (1975-76)	Ron Schock	63 (1974-75)
Lowell MacDonald	43 (1973-74)	Syl Apps	61 (1973-74)
Jean Pronovost	43 (1974-75)	Ron Stackhouse	60 (1975-76)
Jean Pronovost	40 (1973-74)	Pierre Larouche	58 (1975-76)
Jean Pronovost	40 (1977-78)	Syl Apps	56 (1972-73)
Al McDonough	35 (1972-73)	Syl Apps	55 (1974-75)
Greg Malone	35 (1978-79)	Jean Pronovost	52 (1975-76)
Lowell MacDonald	34 (1972-73)	Rick Kehoe	47 (1975-76)
Jean Pronovost	33 (1976-77)	Ron Stackhouse	45 (1974-75)
Rick Kehoe	32 (1974-75)	Syl Apps	44 (1971-72)
Syl Apps	32 (1975-76)	Ron Schock	44 (1975-76)
Peter Lee	32 (1978-79)	Lowell MacDonald	43 (1975-76)
Vic Hadfield	31 (1974-75)	Syl Apps	43 (1976-77)
Pierre Larouche	31 (1974-75)	Greg Malone	43 (1977-78)
Jean Pronovost	30 (1971-72)	Vic Hadfield	42 (1974-75)
Greg Polis	30 (1971-72)	Orest Kindrachuk	42 (1978-79)
Vic Hadfield	30 (1975-76)		
Rick Kehoe	30 (1976-77)		
Rick Kehoe	30 (1979-80)		
Rick Kehoe	30 (1979-80)		
POINTS - ONE SEASON		PENALTY MINUTES - ONE SEASON	
Pierre Larouche	111 (1975-76)	Dave Schultz	378 (1977-78)
Jean Pronovost	104 (1975-76)	Bryan Watson	212 (1971-72)
Syl Apps	99 (1975-76)	Bryan Watson	189 (1969-70)
Ron Schock	86 (1974-75)	Bryan Watson	179 (1972-73)
Syl Apps	85 (1972-73)	Colin Campbell	172 (1974-75)
Syl Apps	85 (1973-74)	Kim Clackson	166 (1979-80)
Lowell MacDonald	82 (1973-74)	Steve Durbano	161 (1975-76)
Syl Apps	79 (1974-75)	Dave Schultz	157 (1978-79)
Al McDonough	76 (1972-73)	Russ Anderson	150 (1977-78)
Rick Kehoe	76 (1975-76)	Russ Anderson	150 (1979-80)
Lowell MacDonald	75 (1972-73)	Bob Kelly	149 (1975-76)
Jean Pronovost	75 (1974-75)	Steve Durbano	138 (1973-74)
Vic Hadfield	73 (1974-75)	Bryan Watson	137 (1973-74)
Lowell MacDonald	73 (1975-76)	Colin Campbell	137 (1978-79)
Jean Pronovost	72 (1973-74)	Bryan Hextall	133 (1970-71)
Ron Stackhouse	71 (1975-76)	Bryan Hextall	126 (1971-72)

1979-80 GAME-BY-GAME RESULTS

GAME DAY	DATE	OPPONENT	RESULT	SCORE	W-L-T	GF-GA
1. Wed.	Oct. 10	WINNIPEG	W	4-2	1-0-0	4-2
2. Sat.	Oct. 13	HARTFORD	T	3-3	1-0-1	7-5
3. Sun.	Oct. 14	Boston	W	4-1	2-0-1	11-6
4. Wed.	Oct. 17	LOS ANGELES	L	4-5	2-1-1	15-11
5. Sat.	Oct. 20	WASHINGTON	W	5-1	3-1-1	20-12
6. Sun.	Oct. 21	NY Rangers	L	3-6	3-2-1	23-18
7. Wed.	Oct. 24	Buffalo	L	3-7	3-3-1	26-25
8. Thu.	Oct. 25	Montreal	L	5-8	3-4-1	31-33
9. Wed.	Oct. 31	COLORADO	W	4-2	4-4-2	35-35
10. Sat.	Nov. 3	ATLANTA	T	3-3	4-4-2	38-38
11. Wed.	Nov. 7	MONTREAL	T	3-3	4-4-3	41-41
12. Sat.	Nov. 10	BOSTON	L	1-6	4-5-3	42-47
13. Sun.	Nov. 11	NY Rangers	W	4-1	5-5-3	46-48
14. Thu.	Nov. 15	Los Angeles	T	3-3	5-5-4	49-51
15. Fri.	Nov. 16	Vancouver	L	2-5	5-6-4	51-56
16. Sun.	Nov. 18	Winnipeg	W	3-2	6-6-4	54-58
17. Wed.	Nov. 21	ST. LOUIS	W	5-2	7-6-4	59-50
18. Fri.	Nov. 23	Atlanta	L	1-4	7-7-4	60-64
19. Sat.	Nov. 24	NY RANGERS	W	5-3	8-7-4	65-67
20. Wed.	Nov. 28	QUEBEC	W	7-2	9-7-4	72-69
21. Fri.	Nov. 30	Hartford	L	5-4	9-8-4	77-76
22. Sat.	Dec. 1	COLORADO	W	5-4	10-8-4	82-80
23. Wed.	Dec. 5	VANCOUVER	T	3-3	10-8-5	85-83
24. Fri.	Dec. 7	Washington	W	5-3	11-8-5	90-86
25. Sat.	Dec. 8	CHICAGO	T	3-3	11-8-6	93-89
26. Tue.	Dec. 11	St. Louis	T	3-3	11-8-7	96-92
27. Wed.	Dec. 12	NY ISLANDERS	T	3-3	11-8-8	99-95
28. Sat.	Dec. 15	NY Islanders	T	3-3	11-8-9	102-98
29. Sun.	Dec. 16	Quebec	L	1-4	11-9-9	103-102
30. Wed.	Dec. 19	Chicago	T	0-0	11-9-10	103-102
31. Thu.	Dec. 20	Philadelphia	T	1-1	11-9-11	104-103
32. Sat.	Dec. 22	NY RANGERS	L	3-4	11-10-11	107-107
33. Wed.	Dec. 26	DETROIT	W	6-4	12-10-11	113-111
34. Fri.	Dec. 28	Atlanta	W	4-2	13-10-11	117-113
35. Sat.	Dec. 29	ATLANTA	W	3-2	14-10-11	120-115
36. Mon.	Dec. 31	Minnesota	L	2-4	14-11-11	122-119
37. Wed.	Jan. 2	MONTREAL	W	5-3	15-11-11	127-122
38. Thu.	Jan. 3	NY Islanders	W	4-3	16-11-11	131-125
39. Sat.	Jan. 5	BUFFALO	L	4-5	16-12-11	135-130
40. Mon.	Jan. 7	Toronto	L	5-9	16-13-11	140-139
41. Wed.	Jan. 9	VANCOUVER	W	4-2	17-13-11	144-141
42. Sat.	Jan. 12	CHICAGO	L	2-3	17-14-11	146-144
43. Wed.	Jan. 16	TORONTO	W	6-4	18-14-11	152-148
44. Thu.	Jan. 17	Hartford	L	1-7	18-15-11	153-155
45. Sat.	Jan. 19	EDMONTON	L	2-5	18-16-11	155-160
46. Wed.	Jan. 23	Edmonton	L	3-4	18-17-11	158-164
47. Thu.	Jan. 24	Colorado	L	1-4	18-18-11	159-168
48. Sat.	Jan. 26	BOSTON	L	4-6	18-19-11	163-174
49. Sun.	Jan. 27	Boston	W	5-3	19-19-11	168-177
50. Wed.	Jan. 30	ST. LOUIS	L	3-4	19-20-11	171-181
51. Thu.	Jan. 31	Detroit	L	3-4	12-21-11	174-185
52. Sat.	Feb. 2	PHILADELPHIA	L	0-4	19-22-11	174-189
53. Thu.	Feb. 7	Buffalo	L	0-9	19-23-11	174-198
54. Sat.	Feb. 9	MINNESOTA	L	2-5	19-24-11	176-203
55. Sun.	Feb. 10	Chicago	L	2-3	19-25-11	178-206
56. Wed.	Feb. 13	Toronto	W	4-2	20-25-11	182-208
57. Sat.	Feb. 16	Montreal	L	1-8	20-26-11	183-216
58. Sun.	Feb. 17	Philadelphia	L	5-6	20-27-11	188-222
59. Wed.	Feb. 20	DETROIT	W	7-5	21-27-11	195-227
60. Sat.	Feb. 23	QUEBEC	W	2-1	22-27-11	197-228
61. Sun.	Feb. 24	Quebec	L	0-2	22-28-11	197-230
62. Wed.	Feb. 27	WINNIPEG	W	3-2	23-28-11	200-232
63. Sun.	Mar. 2	NY ISLANDERS	T	0-0	23-28-12	200-232
64. Mon.	Mar. 3	St. Louis	L	1-5	23-29-12	201-237
65. Wed.	Mar. 5	TORONTO	L	3-5	23-30-12	204-242
66. Sat.	Mar. 6	EDMONTON	W	5-4	24-30-12	209-246
67. Sun.	Mar. 9	Detroit	L	2-6	24-31-12	211-252
68. Tue.	Mar. 11	PHILADELPHIA	L	3-4	24-32-12	214-256
69. Wed.	Mar. 12	LOS ANGELES	W	4-2	25-32-12	218-258
70. Sat.	Mar. 15	MINNESOTA	W	5-2	26-32-12	223-260
71. Tue.	Mar. 18	Minnesota	L	3-4	26-33-12	226-264
72. Fri.	Mar. 21	Edmonton	L	2-9	26-34-12	228-273
73. Sun.	Mar. 23	Winnipeg	W	4-2	27-34-12	232-275
74. Tue.	Mar. 25	Vancouver	W	4-2	28-34-12	236-277
75. Thu.	Mar. 27	Los Angeles	T	2-2	28-34-13	238-279
76. Fri.	Mar. 28	Colorado	L	0-5	28-35-13	238-284
77. Sun.	Mar. 30	WASHINGTON	W	4-0	29-35-13	242-284
78. Tue.	Apr. 1	Washington	L	2-6	29-36-13	244-290
79. Wed.	Apr. 2	HARTFORD	W	6-4	30-36-13	250-294
80. Sat.	Apr. 5	BUFFALO	L	1-9	30-37-13	251-303

1979-80 GAME-BY-GAME HOME RESULTS

GAME DAY	DATE	OPPONENT	RESULT	SCORE	W-L-T	GF-GA
1. Wed.	Oct. 10	Winnipeg	W	4-2	1-0-0	4-2
2. Sat.	Oct. 13	Hartford	T	3-3	1-0-1	7-5
3. Wed.	Oct. 17	Los Angeles	L	4-5	1-1-1	11-10
4. Sat.	Oct. 20	Washington	W	5-1	2-1-1	16-11
5. Wed.	Oct. 31	Colorado	W	4-2	3-1-1	20-13
6. Sat.	Nov. 3	Atlanta	T	3-3	3-1-2	23-16
7. Wed.	Nov. 7	Montreal	T	3-3	3-1-3	26-19
8. Sat.	Nov. 10	Boston	L	1-6	3-2-3	27-25
9. Wed.	Nov. 21	St. Louis	W	5-2	4-2-3	32-27
10. Sat.	Nov. 24	NY Rangers	W	5-3	5-2-3	37-30
11. Wed.	Nov. 28	Quebec	W	7-2	6-2-3	44-32
12. Sat.	Dec. 1	Colorado	W	5-4	7-2-3	49-36
13. Wed.	Dec. 5	Vancouver	T	3-3	7-2-4	52-39
14. Sat.	Dec. 8	Chicago	T	3-3	7-2-5	55-42
15. Wed.	Dec. 12	NY Islanders	T	3-3	7-2-6	58-45
16. Sat.	Dec. 22	NY Rangers	L	3-4	7-3-6	61-49
17. Wed.	Dec. 26	Detroit	W	6-4	8-3-6	67-53
18. Sat.	Dec. 29	Atlanta	W	3-2	9-3-6	70-55
19. Wed.	Jan. 2	Montreal	W	5-3	10-3-6	75-58
20. Sat.	Jan. 5	Buffalo	L	4-5	10-4-6	79-63
21. Wed.	Jan. 9	Vancouver	W	4-2	11-4-6	83-65
22. Sat.	Jan. 12	Chicago	L	2-3	11-5-6	85-68
23. Wed.	Jan. 16	Toronto	W	6-4	12-5-6	91-72
24. Sat.	Jan. 19	Edmonton	L	2-5	12-6-6	93-77
25. Sat.	Jan. 26	Boston	L	4-6	12-7-6	97-83
26. Wed.	Jan. 30	St. Louis	L	3-4	12-8-6	100-87
27. Sat.	Feb. 2	Philadelphia	L	0-4	12-9-6	100-91
28. Sat.	Feb. 9	Minnesota	L	2-5	12-10-6	102-96
29. Wed.	Feb. 20	Detroit	W	7-5	13-10-6	109-101
30. Sat.	Feb. 23	Quebec	W	2-1	14-10-6	111-102
31. Wed.	Feb. 27	Winnipeg	W	3-2	15-10-6	114-104
32. Sun.	Mar. 2	NY Islanders	T	0-0	15-10-7	114-104
33. Wed.	Mar. 5	Toronto	L	3-5	15-11-7	117-109
34. Sat.	Mar. 8	Edmonton	W	5-4	16-11-7	122-113
35. Tue.	Mar. 11	Philadelphia	L	3-4	16-12-7	125-117
36. Wed.	Mar. 12	Los Angeles	W	4-2	17-12-7	129-119
37. Sat.	Mar. 15	Minnesota	W	5-2	18-12-7	134-121
38. Sun.	Mar. 30	Washington	W	4-0	19-12-7	138-121
39. Wed.	Apr. 2	Hartford	W	6-4	20-12-7	144-125
40. Sat.	Apr. 5	Buffalo	L	1-9	20-13-7	145-134

1979-80 GAME-BY-GAME AWAY RESULTS

GAME DAY	DATE	OPPONENT	RESULT	SCORE	W-L-T	GF-GA
1. Sun.	Oct. 14	Boston	W	4-1	1-0-0	7-1
2. Sun.	Oct. 21	NY Rangers	L	3-6	1-1-0	7-7
3. Wed.	Oct. 24	Buffalo	L	3-7	1-2-0	10-14
4. Thu.	Oct. 25	Montreal	L	5-8	1-3-0	15-22
5. Sun.	Nov. 11	NY Rangers	W	4-1	2-3-0	19-23
6. Thu.	Nov. 15	Los Angeles	T	3-3	2-3-1	22-26
7. Fri.	Nov. 16	Vancouver	L	2-5	2-4-1	24-31
8. Sun.	Nov. 18	Winnipeg	W	3-2	3-4-1	27-33
9. Fri.	Nov. 23	Atlanta	L	1-4	3-5-1	28-37
10. Fri.	Nov. 30	Hartford	L	5-7	3-6-1	33-44
11. Fri.	Dec. 7	Washington	W	5-3	4-6-1	38-47
12. Tue.	Dec. 11	St. Louis	T	3-3	4-6-2	41-50
13. Sat.	Dec. 15	NY Islanders	T	3-3	4-6-3	44-53
14. Sun.	Dec. 16	Quebec	L	1-4	4-7-3	45-57
15. Wed.	Dec. 19	Chicago	T	0-0	4-7-4	45-57
16. Thu.	Dec. 20	Philadelphia	T	1-1	4-7-5	46-58
17. Fri.	Dec. 28	Atlanta	W	4-2	5-7-5	50-60
18. Mon.	Dec. 31	Minnesota	L	2-4	5-8-5	52-64
19. Thu.	Jan. 3	NY Islanders	W	4-3	6-8-5	56-67
20. Mon.	Jan. 7	Toronto	L	5-9	6-9-5	61-76
21. Thu.	Jan. 17	Hartford	L	1-7	6-10-5	62-83
22. Wed.	Jan. 23	Edmonton	L	3-4	6-11-5	65-87
23. Thu.	Jan. 24	Colorado	L	1-4	6-12-5	66-91
24. Sun.	Jan. 27	Boston	W	5-3	7-12-5	71-94
25. Thu.	Jan. 31	Detroit	L	3-4	7-13-5	74-98
26. Thu.	Feb. 7	Buffalo	L	0-9	7-14-5	74-107
27. Sun.	Feb. 20	Chicago	L	2-3	7-15-5	76-110
28. Wed.	Feb. 13	Toronto	W	4-2	8-15-5	80-112
29. Sat.	Feb. 16	Montreal	L	1-8	8-16-5	81-120
30. Sun.	Feb. 17	Philadelphia	L	5-6	8-17-5	86-126
31. Sun.	Feb. 24	Quebec	L	0-2	8-18-5	86-128
32. Mon.	Mar. 3	St. Louis	L	1-5	8-19-5	87-133
33. Sun.	Mar. 9	Detroit	L	2-6	8-20-5	89-139
34. Tue.	Mar. 18	Minnesota	L	3-4	8-21-5	92-143
35. Fri.	Mar. 21	Edmonton	L	2-9	8-22-5	94-152
36. Sun.	Mar. 23	Winnipeg	W	4-2	9-22-5	98-154
37. Tue.	Mar. 25	Vancouver	W	4-2	10-22-5	102-156
38. Thu.	Mar. 27	Los Angeles	T	2-2	10-22-6	104-158
39. Fri.	Mar. 28	Colorado	L	0-5	10-23-6	104-163
40. Tue.	Apr. 1	Washington	L	2-6	10-24-6	106-169

1980-81 PITTSBURGH PENGUINS ROSTER

PLAYER	HGT	WGT	PLACE OF BIRTH	DATE	1979-80 Club	GP	G	A	PTS	PIM
FORWARDS										
Bullard, Mike	5'10"	185	Ottawa, Ontario	Mar. 10, 1961	Brantford (OHA)	66	66	84	150	86
Davis, Kim	5'11"	180	Flin Flon, Man.	Oct. 31, 1957	Syracuse (AHL)	44	13	13	26	62
					Pittsburgh	24	3	7	10	43
Ferguson, George	6'0"	195	Trenton, Ontario	Aug. 22, 1952	Pittsburgh	73	21	28	49	36
Garner, Rob	5'11"	180	Weston, Ontario	Aug. 17, 1958	Cincinnati (CHL)	27	5	8	13	36
					Syracuse (AHL)	46	12	13	25	21
Graham, Pat	6'1"	190	Toronto, Ontario	May 25, 1961	Toronto	2	1	0	1	16
					Niagara Falls (OHA)	59	31	32	63	75
Hamilton, Jim	6'0"	180	Barrie, Ontario	Jan. 18, 1957	Syracuse (AHL)	50	16	19	35	33
					Pittsburgh	10	2	0	2	0
Hughes, Pat	6'1"	185	Toronto, Ontario	Mar. 25, 1955	Pittsburgh	76	18	14	32	78
Johnson, Mark	5'9"	160	Madison, Wis.	Sept. 22, 1957	Pittsburgh	17	3	5	8	4
Kehoe, Rick	5'11"	180	Windsor, Ontario	July 15, 1951	Pittsburgh	79	30	30	60	4
Kindrachuk, Orest	5'10"	175	Nanton, Alta.	Sept. 14, 1950	Pittsburgh	52	17	29	46	63
Lee, Peter	5'9"	180	Ellesmere, England	Jan. 2, 1956	Pittsburgh	74	16	29	45	20
Libett, Nick	6'1"	185	Stratford, Ont.	Dec. 9, 1945	Pittsburgh	78	14	12	26	14
Lonsberry, Ross	5'11"	195	Humboldt, Sask.	Feb. 7, 1947	Pittsburgh	76	15	18	33	36
Maione, Greg	6'0"	190	Chatham, N.B.	Mar. 8, 1956	Pittsburgh	51	19	32	51	46
Marshall, Paul	6'2"	185	Toronto, Ontario	Sept. 7, 1960	Pittsburgh	46	9	12	21	9
McAdam, Gary	5'11"	175	Smith Falls, Ont.	Dec. 31, 1955	Pittsburgh	78	19	22	41	63
Schutt, Rod	5'10"	185	Bancroft, Ontario	Oct. 13, 1956	Pittsburgh	73	18	21	39	43
Shedden, Doug	6'0"	184	Wallaceburg, Ont.	Apr. 26, 1961	Kitchener (OHA)	16	10	16	26	26
					S.S. Marie (OHA)	45	30	44	74	59
Sheppard, Gregg	5'8"	170	N. Battleford, Sask.	Apr. 23, 1949	Pittsburgh	76	13	24	37	20
DEFENSEMEN:										
Anderson, Russ	6'3"	210	Minneapolis, Minn.	Feb. 12, 1955	Pittsburgh	76	5	22	27	150
Baxter, Paul	5'11"	200	Winnipeg, Man.	Oct. 25, 1955	Quebec	61	7	13	20	145
Boyd, Randy	5'11"	192	Coniston, Ont.	Jan. 23, 1962	Ottawa (OHA)	65	3	21	24	148
Carlyle, Randy	5'10"	200	Sudbury, Ont.	Apr. 19, 1956	Pittsburgh	67	8	28	36	45
Chorney, Marc	6'0"	200		Nov. 8, 1959	U. of N. Dakota	39	7	38	45	54
Cross, Brian	6'0"	185	Brantford, Ont.	May 22, 1959	Grand Rapids (IHL)	55	10	31	41	85
					Syracuse (AHL)	15	1	2	3	20
Faubert, Mario	6'1"	190	Valleyfield, Que.	Dec. 2, 1954	Pittsburgh	49	5	13	18	31
Feltrin, Tony	6'1"	185	Ladysmith, B.C.	Dec. 6, 1961	Victoria (WCHL)	71	6	25	31	138
Lupien, Gilles	6'6"	210	Lachute, Que.	Apr. 20, 1954	Montreal	56	1	7	8	109
Stackhouse, Ron	6'3"	210	Haliburton, Ont.	Aug. 26, 1949	Pittsburgh	78	6	27	33	36
Stewart, Bob	6'1"	205	Charlottetown, P.E.I.	Nov. 10, 1950	St. Louis	10	0	1	1	4
					Pittsburgh	65	3	7	10	52
Wolf, Bennett	6'3"	205	Kitchener, Ont.	Oct. 23, 1959	Grand Rapids (IHL)	51	3	14	17	417
GOALTENDERS										
Holland, Rob	6'1"	182	Montreal, Que.	Sept. 10, 1957	Pittsburgh	34	1974	126	1	3.83
Laxton, Gordie	5'10"	200	Montreal, Que.	Mar. 16, 1955	Syracuse (AHL)	2	69	11	0	9.56
					Grand Rapids (IHL)	20	1197	90	0	4.51
Millen, Greg	5'9"	160	Toronto, Ontario	June 25, 1957	Pittsburgh	44	2586	157	2	3.64
Ricci, Nick	5'10"	160	Niagara Falls, Ont.	June 31, 1959	Grand Rapids (IHL)	29	1585	113	1	4.28
					Pittsburgh	4	240	14	0	3.50

POWER PLAY GOALS 1979-80

FOR (52 in 262 chances)

vs ATLANTA - (3-12) Schutt, Sheppard & Faubert
 vs BOSTON - (1-13) Malone
 vs BUFFALO - (3-14) Carlyle, Libett & Lonsberry
 vs CHICAGO - (2-16) Kehoe & Carlyle
 vs COLORADO - (2-11) Malone & Kehoe

vs DETROIT - (3-13) Faubert 2, & Sheppard
 vs EDMONTON - (6-21) Malone 2, Tallon, Kindrachuk, Carlyle & Hughes
 vs HARTFORD - (0-9)
 vs LOS ANGELES - (3-13) Hughes, Lee & Sheppard
 MINNESOTA — (5-19) Lonsberry, Malone Kindrachuk, Schutt & Kehoe
 vs MONTREAL - (2-6) McAdam 2

vs NY ISLANDERS - (3-16) Kehoe, Lee & Sheppard
 vs NY RANGERS - (3-16) Kehoe, Marshall & Schutt
 vs PHILADELPHIA - (3-11) Stackhouse, Tallon & Ferguson
 vs QUEBEC - (3-10) Bladon, Lee & Hughes
 vs ST. LOUIS - (1-10) Tallon

vs TORONTO - (3-17) Faubert, Lee Hughes

vs VANCOUVER - (3-12) McAdam, Hughes & Stackhouse
 vs WASHINGTON - (3-13) Kehoe 2 & Tallon
 vs WINNIPEG - (1-17) Johnson

Penguin Scorers

Name	Goals	Assists	Name	Goals	Assists
Kehoe	7	3	Anderson	12	3
Malone	5	2	Carlyle	6	2
Hughes	5	2	Clackson	6	2
Lee	4	2	Schutt	5	2
Faubert	4	1	Stewart	5	1
Tallon	4	1	Stackhouse	4	1
McAdam	3	1	McAdam	3	1
Sheppard	3	1	Sheppard	3	1
Carlyle	3	1	Faubert	3	1
			Bench	3	1
			Ferguson	3	

AGAINST (64 in 245 chances)

vs ATLANTA - (4-9) Pronovost 2, Vail & Nilsson
 vs BOSTON - (3-13) Redmond 2, McNab
 vs BUFFALO - (7-14) Seiling 2, Ruff, Gare, Perreault, Smith & Ramsay
 vs CHICAGO - (0-7)
 vs COLORADO - (4-14) Valiquette 2, Ramage & Delorme

vs DETROIT - (5-11) Labraaten 2, Foligno 2 & Ogrodnick
 vs EDMONTON - (3-13) MacDonald 2, & Gretzky
 vs HARTFORD - (2-6) G. Howe & Bennett
 vs LOS ANGELES - (2-18) Simmer & Taylor

vs MINNESOTA - (3-18) Young, MacAdam & Payne
 vs MONTREAL - (3-8) Lafleur, Shutt & Mondou
 vs NY ISLANDERS - (3-10) Kallur, Nystrom & Gillies
 vs NY RANGERS - (1-9) Esposito

vs PHILADELPHIA - (4-14) Kelly 2, Wilson & Dailey
 vs QUEBEC - (1-7) Leduc
 vs ST. LOUIS (5-11) Babych 2, Dunlop 2 & Zuke

vs TORONTO - (7-15) Sittler 3, Hickey 2,

Palement & Boschman
 vs VANCOUVER - (2-16) Smyl 2,

vs WASHINGTON - (3-13) Walter, Gartner, & Hangsleben
 vs WINNIPEG - (2-19) Sullivan & Wilson

Penguins in Penalty Box

1979-80 SHORTHANDED GOALS

The Penguins scored 6 shorthanded goals in 1979-80. **George Ferguson** (Toronto, Washington & Winnipeg) scored three shorthanded goals. **Orest Kindrachuk** (Vancouver & Winnipeg) scored two and **Nick Libett** (Los Angeles) scored the remaining shorthanded goal.

Opponents scored 4 shorthanded goals against the Penguins. **Dale McCourt** (Detroit), **Ron Chipperfield** (Edmonton), **Blaine Stoughton** (Hartford) and **Mike Rogers** (Hartford) scored shorthanded against the Pens.

TEAM BY TEAM RECORDS 1979-80

PITTSBURGH VS	GP	W	L	T	GF	GA	PTS
Atlanta	4	2	1	1	11	11	5
Boston	4	2	2	0	14	16	4
Buffalo	4	0	4	0	8	30	0
Chicago	4	0	2	2	7	9	2
Colorado	4	2	2	0	10	15	4
Detroit	4	2	2	0	18	19	4
Edmonton	4	1	3	0	12	22	2
Hartford	4	1	2	1	15	21	3
Los Angeles	4	1	1	2	13	12	4
Minnesota	4	1	3	0	12	15	2
Montreal	4	1	2	1	14	22	3
NY Islanders	4	1	0	3	10	9	5
NY Rangers	4	2	2	0	15	14	4
Philadelphia	4	0	3	1	9	15	1
Quebec	4	2	2	0	10	9	4
St. Louis	4	1	2	1	12	14	3
Toronto	4	2	2	0	18	20	4
Vancouver	4	2	1	1	13	12	5
Washington	4	3	1	0	16	10	6
Winnipeg	4	4	0	0	14	8	8
TOTAL	80	30	37	13	251	303	73
vs Norris Division	16	5	7	4	60	74	14
vs Adams Division	20	7	13	0	62	90	14
vs Patrick Division	20	8	7	5	61	59	21
vs Smythe Division	24	10	10	4	68	80	24

OVERALL 1967-80

PITTSBURGH VS	GP	W	L	T	GF	GA	PTS
Atlanta	35	13	14	8	105	115	34
Boston	66	12	43	11	183	283	35
Buffalo	50	11	20	19	154	196	41
Chicago	63	18	36	9	176	223	45
Cleveland	69	35	16	18	256	194	88
Colorado	24	13	7	4	93	76	30
Detroit	74	33	33	8	254	239	74
Edmonton	4	1	3	0	12	22	2
Hartford	4	1	2	1	15	21	3
Los Angeles	85	36	38	11	245	250	83
Minnesota	72	35	29	8	251	218	78
Montreal	74	10	54	10	190	343	30
NY Islanders	34	13	10	11	107	93	37
NY Rangers	62	19	35	8	180	228	46
Philadelphia	73	21	38	14	174	243	56
Quebec	4	2	2	0	10	9	4
St. Louis	73	27	34	12	211	226	66
Toronto	66	27	28	11	223	237	65
Vancouver	46	28	13	5	193	149	61
Washington	36	18	14	4	151	116	40
Winnipeg	4	4	0	0	14	8	8
TOTAL	1018	377	469	172	3197	3489	926

PITTSBURGH PENGUIN RECORDS TEAM

MOST POINTS, ONE SEASON: 89 (1974-75) (37 wins & 15 ties)
MOST HOME POINTS, ONE SEASON: 60 (1974-75) (25 wins & 10 ties)
MOST AWAY POINTS, ONE SEASON: 34 (1978-79) (13 wins & 8 ties)
FEWEST POINTS, ONE SEASON: 51 (1968-69) (20 wins & 11 ties)
FEWEST HOME POINTS, ONE SEASON: 30 (1968-69) (12 wins & 6 ties)
FEWEST AWAY POINTS, ONE SEASON: 17 (1970-71) (3 wins & 11 ties)
MOST WINS, ONE SEASON: 37 (1974-75)
MOST HOME WINS, ONE SEASON: 25 (1974-75)
MOST AWAY WINS, ONE SEASON: 13 (1973-74) & (1978-79)
FEWEST WINS, ONE SEASON: 20 (1968-69)
FEWEST HOME WINS, ONE SEASON: 12 (1968-69)
FEWEST AWAY WINS, ONE SEASON: 3 (1970-71)
MOST LOSSES, ONE SEASON: 45 (1968-69)
MOST HOME LOSSES, ONE SEASON: 20 (1968-69)
MOST AWAY LOSSES, ONE SEASON: 26 (1972-73)
FEWEST LOSSES, ONE SEASON: 28 (1974-75)
FEWEST HOME LOSSES, ONE SEASON: 5 (1974-75)
FEWEST AWAY LOSSES, ONE SEASON: 19 (1978-79)
MOST TIES, ONE SEASON: 20 (1970-71)
MOST HOME TIES, ONE SEASON: 10 (1967-68) & (1974-75)
MOST AWAY TIES, ONE SEASON: 11 (1970-71)
FEWEST TIES, ONE SEASON: 9 (1972-73) & (1973-74)
FEWEST HOME TIES, ONE SEASON: 4 (1972-73)
FEWEST AWAY TIES, ONE SEASON: 3 (1967-68) & (1973-74)
LONGEST WINNING STREAK: 4 (Eight Times)
LONGEST HOME WINNING STREAK: 9 (February 26 to April 5, 1975)
LONGEST AWAY WINNING STREAK: 3 (Four Times)
LONGEST UNBEATEN STREAK: 11 (Feb. 7 to Feb. 23, 1976) (7-0-4)
LONGEST HOME UNBEATEN STREAK: 20 (Nov. 30, 1974 to Feb. 22, 1975) (12-0-8)
LONGEST AWAY UNBEATEN STREAK: 7 (Mar. 13 to Mar. 27, 1979) (5-0-2)
LONGEST LOSING STREAK: 7 (Nov. 6 to Nov. 20, 1968) (Jan. 16 to Jan. 29, 1969)
LONGEST HOME LOSING STREAK: 5 (Jan. 19 to Feb. 9, 1980)
LONGEST AWAY LOSING STREAK: 9 (Jan. 7 to Feb. 18, 1973)
LONGEST WINLESS STREAK: 10 (Mar. 5 to Mar. 22, 1970) (0-7-3)
LONGEST HOME WINLESS STREAK: 6 (Nov. 23 to Dec. 21, 1968) (0-4-2)
LONGEST AWAY WINLESS STREAK: 18 (Oct. 25, 1970 to Jan. 14, 1971) (0-11-7)
MOST CONSECUTIVE GAMES SCORING: 49 (Jan. 13, 1976 to Oct. 27, 1976)
MOST CONSECUTIVE GAMES,
OPPONENTS SCORING: 126 (Nov. 24, 1974 to Mar. 2, 1976)
MOST CONSECUTIVE TIE GAMES: 4 (Dec. 8 to Dec. 25, 1979)

GOALS

MOST GOALS FOR, ONE SEASON: 339 (1975-76)
MOST HOME GOALS FOR, ONE SEASON: 196 (1975-76)
MOST AWAY GOALS FOR, ONE SEASON: 143 (1975-76)
FEWEST GOALS FOR, ONE SEASON: 182 (1969-70)
MOST GOALS AGAINST, ONE SEASON: 321 (1977-78)
MOST HOME GOALS AGAINST, ONE SEASON: 147 (1977-78)
MOST AWAY GOALS AGAINST, ONE SEASON: 176 (1974-75)
FEWEST GOALS AGAINST, ONE SEASON: 216 (1967-68)
FEWEST HOME GOALS AGAINST, ONE SEASON: 92 (1970-71)
FEWEST AWAY GOALS AGAINST, ONE SEASON: 115 (1967-68)
LARGEST WIN: 12 - 1 vs Washington (March 15, 1975)
LARGEST LOSS: 12 - 0 at Montreal (February 22, 1979)
LARGEST TIE: 6 - 6 vs California (March 2, 1968)
 at Buffalo (February 18, 1971)
 at Washington (November 12, 1975)
 at Toronto (February 19, 1977)
 vs St. Louis (October 25, 1978)
SCORELESS TIES: vs California (December 27, 1967)
 vs California (December 27, 1967)
 at New York Rangers (March 8, 1970)
 vs Philadelphia (October 17, 1970)
 vs Minnesota (March 13, 1971)
 vs Los Angeles (November 23, 1974)
 at Cleveland (February 3, 1977)
 at Chicago (December 19, 1979)
 vs NY Islanders (March 2, 1980)
MOST GOALS FOR, ONE HOME GAME: 12 vs Washington (Mar. 15, 1975)
MOST GOALS FOR, ONE AWAY GAME: 9 at California (Dec. 17, 1975)
 9 at Vancouver (Mar. 13, 1979)
MOST GOALS AGAINST, ONE HOME GAME: 9 vs Montreal (Oct. 23, 1976)
 9 vs Buffalo (Apr. 5, 1980)
MOST GOALS AGAINST, ONE AWAY GAME: 12 at Montreal (Feb. 22, 1979)
MOST GOALS FOR, TWO GAMES: 18 (March 15 to 16, 1975)
MOST GOALS FOR, THREE GAMES: 23 (February 17 to 21, 1976)
MOST GOALS FOR, FOUR GAMES: 29 (February 15 to 21, 1976)
MOST GOALS FOR, FIVE GAMES: 33 (November 13 to 20, 1974)
 (February 14 to 21, 1976)
MOST GOALS AGAINST, TWO GAMES: 17 (October 7 to 9, 1976)
MOST GOALS AGAINST, THREE GAMES: 22 (October 6 to 9, 1976)
MOST GOALS AGAINST, FOUR GAMES: 26 (October 6 to 13, 1976)
MOST GOALS AGAINST, FIVE GAMES: 30 (March 15 to 22, 1978)
FEWEST GOALS FOR, TWO GAMES: 0 (Four Times)
FEWEST GOALS FOR, THREE GAMES: 1 Oct. 31 to Nov. 4, 1973)
FEWEST GOALS FOR, FOUR GAMES: 2 (Oct. 31 to Nov. 7, 1973)
FEWEST GOALS FOR, FIVE GAMES: 5 (Four Times)
FEWEST GOALS AGAINST, TWO GAMES: 1 (Eleven Times)
FEWEST GOALS AGAINST, THREE GAMES: 1 (Feb. 20 to 24, 1973)
FEWEST GOALS AGAINST, FOUR GAMES: 3 (Feb. 20 to 25, 1973)
FEWEST GOALS AGAINST, FIVE GAMES: 5 (Feb. 20 to 28, 1973)

MOST GOALS, BOTH TEAMS, HOME GAME: 14

(Nov. 22, 1972 vs St. Louis) (Oct. 6, 1976 vs Vancouver)
(Jan. 11, 1978 vs Montreal)

MOST GOALS, BOTH TEAMS, AWAY GAME: 15

(Dec. 21, 1974 at Minnesota)

MOST GOALS FOR, ONE HOME PERIOD: 7 (Nov. 22, 1972 vs St. Louis)**MOST GOALS FOR, ONE AWAY PERIOD: 5 (Oct. 28, 1973 at NY Rangers)****MOST GOALS AGAINST, ONE HOME PERIOD: 5**

(Mar. 2, 1968 vs California) (Jan. 19, 1972 vs Vancouver)
(Mar. 10, 1976 vs Buffalo) (Nov. 10, 1979 vs Boston)
(Apr. 5, 1980 vs Buffalo)

MOST GOALS AGAINST, ONE AWAY PERIOD: 6 (Oct. 7, 1976 at Montreal)

(Nov. 23, 1978 at Montreal)

MOST GOALS, BOTH TEAMS, ONE PERIOD: 8 (Eight Times)**ASSISTS****MOST ASSISTS, ONE SEASON: 567 (1975-76)****MOST ASSISTS, ONE HOME GAME: 20 (Mar. 15, 1975 vs Washington)****MOST ASSISTS, ONE AWAY GAME: 14 (Mar. 16, 1974 at Vancouver)****MOST ASSISTS, OPPONENT, HOME GAME: 14 (Oct. 23, 1968 vs Chicago)**

(Feb. 12, 1972 vs NY Rangers) (Oct. 21, 1975 vs Montreal)
(Feb. 4, 1978 vs Boston)

MOST ASSISTS, OPPONENT, AWAY GAME: 21 (Feb. 22, 1979 at Montreal)**MOST ASSISTS, BOTH TEAMS, HOME GAME: 26**

(Oct. 6, 1976 vs Vancouver)

MOST ASSISTS, BOTH TEAMS, AWAY GAME: 24 (Jan. 2, 1974 at Minnesota)

(Jan. 7, 1980 at Toronto)

MOST ASSISTS, ONE HOME PERIOD: 11 (Nov. 22, 1972 vs St. Louis)**MOST ASSISTS, ONE AWAY PERIOD: 9 (Oct. 28, 1973 at NY Rangers)****MOST ASSISTS, OPPONENT, HOME PERIOD: 10**

(Jan. 19, 1972 vs Vancouver) (Nov. 10, 1979 vs Boston)

MOST ASSISTS, OPPONENT, AWAY PERIOD: 11 (Oct. 7, 1976 at Montreal)**MOST ASSISTS, BOTH TEAMS, HOME PERIOD: 15**

(Oct. 6, 1976 vs Vancouver)

MOST ASSISTS, BOTH TEAMS, AWAY PERIOD: 14

(Dec. 11, 1976 at NY Islanders)

POINTS**MOST POINTS, ONE SEASON: 906 (1975-76) (339 goals & 567 assists)****MOST POINTS, ONE HOME GAME: 32 (Mar. 15, 1975 vs Washington)****MOST POINTS, ONE AWAY GAME: 22 (Mar. 16, 1974 at Vancouver)**

(Mar. 13, 1979 at Vancouver)

MOST POINTS, OPPONENT, HOME GAME: 23

(Oct. 13, 1973 vs NY Rangers)

MOST POINTS, OPPONENT, AWAY GAME: 33

(Feb. 22, 1979 at Montreal)

MOST POINTS, BOTH TEAMS, HOME GAME: 40

(Oct. 6, 1976 vs Vancouver)

MOST POINTS, BOTH TEAMS, AWAY GAME: 38

(Jan. 7, 1980 at Toronto)

MOST POINTS, ONE HOME PERIOD: 18 (Nov. 22, 1972 vs St. Louis)**MOST POINTS, ONE AWAY PERIOD: 14 (Oct. 28, 1973 at NY Rangers)****MOST POINTS, OPPONENT, HOME PERIOD: 15**

(Jan. 19, 1972 vs Vancouver) (Nov. 10, 1979 vs Boston)

MOST POINTS, OPPONENT, AWAY PERIOD: 17 (Oct. 7, 1976 at Montreal)**MOST POINTS, BOTH TEAMS, HOME PERIOD: 23**

(Oct. 6, 1976 vs Vancouver)

MOST POINTS, BOTH TEAMS, AWAY PERIOD: 21

(Mar. 6, 1974 at Vancouver) (Dec. 11, 1976 at NY Islanders)

PENALTIES - SEASON**MOST PENALTIES, ONE SEASON: 444 (1977-78) (355-60-29)****FEWEST PENALTIES, ONE SEASON: 248 (1967-78) (237-6-5)****MOST MINORS, ONE SEASON: 392 (1974-75)****FEWEST MINORS, ONE SEASON: 237 (1967-68)****MOST MAJORS, ONE SEASON: 60 (1977-78)****FEWEST MAJORS, ONE SEASON: 6 (1967-68)****MOST MISCONDUCTS, ONE SEASON: 29 (1977-78)****FEWEST MISCONDUCTS, ONE SEASON: 1 (1968-69)****PENALTY MINUTES - SEASON****MOST PENALTY MINUTES, ONE SEASON: 1300 (1977-78) (355-60-29)****FEWEST PENALTY MINUTES, ONE SEASON: 554 (1967-68) (237-6-5)****PENALTIES - GAME****MOST PENALTIES, HOME GAME: 28 (Jan. 19, 1980 vs Edmonton) (12-8-8)****MOST PENALTIES, AWAY GAME: 22 (Nov. 2, 1977 at Detroit) (11-8-3)****MOST PENALTIES, OPPONENT,**

HOME GAME: 24 (Jan. 19, 1980 vs Edmonton) (9-9-6)

MOST PENALTIES, OPPONENT,

AWAY GAME: 25 (Nov. 2, 1977 at Detroit) (14-8-3)

MOST PENALTIES, BOTH TEAMS,

HOME GAME: 52 (Jan. 19, 1980 vs Edmonton) (21-17-14)

MOST PENALTIES, BOTH TEAMS,

AWAY GAME: 47 (Nov. 2, 1977 at Detroit) (25-16-6)

PENALTY MINUTES - GAME**MOST PENALTY MINUTES, HOME GAME: 144**

(Jan. 19, 1980 vs Edmonton) (12-8-8)

MOST PENALTY MINUTES, AWAY GAME: 92

(Nov. 2, 1977 at Detroit) (11-8-3)

MOST PENALTY MINUTES, OPPONENT,

HOME GAME: 123 (Jan. 19, 1980 vs Edmonton) (9-9-6)

MOST PENALTY MINUTES, OPPONENT,

AWAY GAME: 98 (Nov. 2, 1977 at Detroit) (14-8-3)

MOST PENALTY MINUTES, BOTH TEAMS,

HOME GAME: 267 (Jan. 19, 1980 vs Edmonton)

(Pittsburgh 144, Edmonton 123)

MOST PENALTY MINUTES, BOTH TEAMS,

AWAY GAME: 190 (Nov. 2, 1977 at Detroit) (25-16-6)

(Detroit 98, Pittsburgh 92)

PENALTIES - PERIOD

MOST PENALTIES, HOME PERIOD: 24 (Jan. 19, 1980 vs Edmonton) (9-7-8)

MOST PENALTIES, AWAY PERIOD: 16 (Nov. 2, 1977 at Detroit) (7-6-3)

MOST PENALTIES, OPPONENT,

HOME PERIOD: 10 (Jan. 19, 1980 vs Edmonton) (5-6-8)

MOST PENALTIES, OPPONENT,

AWAY PERIOD: 15 (Nov. 2, 1977 at Detroit) (6-6-3)

MOST PENALTIES, BOTH TEAMS,

HOME PERIOD: 43 (Jan. 19, 1980 vs Edmonton) (14-15-14)

MOST PENALTIES, BOTH TEAMS,

AWAY PERIOD: 31 (Nov. 2, 1977 at Detroit) (13-12-6)

PENALTY MINUTES - PERIOD

MOST PENALTY MINUTES,

HOME PERIOD: 133 (Jan. 19, 1980 vs Edmonton) (9-7-8)

MOST PENALTY MINUTES,

AWAY PERIOD: 74 (Nov. 2, 1977 at Detroit) (7-6-3)

MOST PENALTY MINUTES, OPPONENT,

HOME PERIOD: 110 (Jan. 19, 1980 vs Edmonton) (5-8-6)

MOST PENALTY MINUTES, OPPONENT,

AWAY PERIOD: 72 (Nov. 2, 1977 at Detroit) (6-6-3)

MOST PENALTY MINUTES, BOTH

TEAMS, HOME PERIOD: 243 (Jan. 19, 1980 vs Edmonton) (14-15-14)

MOST PENALTY MINUTES, BOTH

TEAMS, AWAY PERIOD: 146 (Nov. 2, 1977 at Detroit) (13-12-6)

INDIVIDUAL

MOST SEASONS: 10 - Jean Pronovost (1968-78)

MOST GAMES PLAYED: 753 - Jean Pronovost (1968-78)

MOST CONSECUTIVE GAMES PLAYED: 320 - Ron Schock

POINTS

MOST POINTS, ALL TIME: 603 - Jean Pronovost

MOST POINTS, ONE SEASON: 111 - Pierre Larouche (1975-76)

MOST HOME POINTS, ONE SEASON: 63 - Pierre Larouche (1975-76)

MOST AWAY POINTS, ONE SEASON: 51 - Syl Apps (1975-76)

- Jean Pronovost (1975-76)

MOST CONSECUTIVE GAMES,

SCORING POINTS: 16 - Jean Pronovost (Nov. 1-Dec. 3, 1975) (14 goals & 13 assists) - Pierre Larouche (Mar. 2-Apr. 4, 1976) (16 goals & 11 assists)

MOST POINTS, SEASON, CENTER: 111 - Pierre Larouche (1975-76)

MOST POINTS, SEASON, LEFT WING: 82 - Lowell MacDonald (1973-74)

MOST POINTS, SEASON, RIGHT WING: 104 - Jean Pronovost (1975-76)

MOST POINTS, SEASON, DEFENSEMAN: 71 - Ron Stackhouse (1975-76)

MOST POINTS, SEASON, GOALIE: 3 - Greg Millen (1979-80)

MOST POINTS, SEASON, ROOKIE: 68 - Pierre Larouche (1974-75)

MOST POINTS, ONE GAME: 6 - Syl Apps

(Dec. 13, 1972 vs NY Islanders) (3-3) - Ron Stackhouse

(Mar. 8, 1972 vs Philadelphia) (0-6) - Greg Malone

(Nov. 28, 1979 vs Quebec) (0-6)

MOST POINTS, ONE PERIOD: 4 - Syl Apps (Mar. 24, 1971 vs Detroit) (0-4)

- Ron Stackhouse (Mar. 8, 1975 vs Philadelphia) (0-4)

- Syl Apps (Mar. 19, 1976 at Washington) (1-3)

MOST POINTS, ONE MONTH: 27 - Syl Apps (March, 1974) (3-24)

GOALS

MOST GOALS, ALL TIME: 316 - Jean Pronovost

MOST GOALS, ONE SEASON: 53 - Pierre Larouche (1975-76)

52 - Jean Pronovost (1975-76)

MOST HOME GOALS, ONE SEASON: 28 - Jean Pronovost (1975-76)

MOST AWAY GOALS, ONE SEASON: 26 - Pierre Larouche (1975-76)

MOST CONSECUTIVE GAMES,

SCORING GOALS: 7 - Jean Pronovost (Mar. 2-14, 1972) (7)

- Jean Pronovost (Feb. 27 - Mar. 10, 1974) (9)

- Pierre Larouche (Mar. 24 - Apr. 4, 1976) (9)

- Jean Pronovost (Jan. 2-14, 1978) (9)

MOST GOALS, SEASON, CENTER: 53 - Pierre Larouche (1975-76)

MOST GOALS, SEASON, LEFT WING: 43 - Lowell MacDonald (1973-74)

MOST GOALS, SEASON, RIGHT WING: 52 - Jean Pronovost (1975-76)

MOST GOALS, SEASON, DEFENSEMAN: 15

- Darryl Edestrand (1972-73) - Ron Stackhouse (1974-75)

MOST GOALS, ONE GAME: 3 - Lowell MacDonald (4 times), Pierre Larouche

(4), Jean Pronovost (3), Rick Kehoe (3), Al McDonough (3), Syl Apps (2),

Bob Kelly (2), Ken Schinkel (2), Andy Bathgate, Glen Sather, Duane Rupp,

Bob Leiter, Eddie Shack, Stan Gilbertson, Blair Chapman, Pete Mahovlich,

Wayne Bianchin, Ron Stackhouse, Orest Kindrachuk, Greg Malone &

Gary McAdam

(See Page 107 for Hat Trick information)

MOST GOALS, ONE PERIOD: 3 - Al McDonough (Nov. 18, 1972 vs Atlanta)

- Lowell MacDonald (Nov. 13, 1973 vs Minnesota)

- Rick Kehoe (Mar. 10, 1976 vs Buffalo)

MOST GOALS, ONE MONTH: 14 - Jean Pronovost (January, 1978)

ASSISTS

MOST ASSISTS, ALL TIME: 349 - Syl Apps

MOST ASSISTS, ONE SEASON: 67 - Syl Apps (1975-76)

MOST HOME ASSISTS, ONE SEASON: 46 - Ron Schock (1974-75)

MOST AWAY ASSISTS, ONE SEASON: 33 - Syl Apps (1975-76)

MOST CONSECUTIVE GAMES,

SCORING ASSISTS: 9 - Syl Apps (Mar. 2-20, 1974) (15)

- Syl Apps (Mar. 2-20, 1975) (15), - Tom Edur (Dec. 26, 1977

- Jan. 11, 1978) (12), - Greg Malone (Mar. 4-19, 1978) (10)

MOST ASSISTS, SEASON, CENTER: 67 - Syl Apps (1975-76)

MOST ASSISTS, SEASON, LEFT WING: 43 - Lowell MacDonald (1975-76)

MOST ASSISTS, SEASON, RIGHT WING: 52 - Jean Pronovost (1975-76)

MOST ASSISTS, SEASON, DEFENSEMAN: 60 - Ron Stackhouse (1975-76)

MOST ASSISTS, SEASON, GOALIE: 3 - Greg Millen (1979-80)

MOST ASSISTS, SEASON, ROOKIE: 37 - Pierre Larouche (1974-75)

MOST ASSISTS, ONE GAME: 6

- Ron Stackhouse (Mar. 8, 1975 vs Philadelphia) - Greg Malone
(Nov. 28, 1979 vs Quebec)

MOST ASSISTS, ONE PERIOD: 4 - Syl Apps (Mar. 24, 1971 vs Detroit)

- Ron Stackhouse (Mar. 8, 1975 vs Philadelphia)

MOST ASSISTS, ONE MONTH: 24 - Syl Apps (March, 1974)**PENALTIES****MOST PENALTIES, ALL TIME: 302 - Bryan Watson (238-49-15)****MOST PENALTIES, ONE SEASON: 98 - Dave Schultz (1977-78) (64-18-16)****MOST HOME PENALTIES, ONE SEASON: 40 - Dave Schultz (1977-78) (25-8-7)****MOST AWAY PENALTIES, ONE SEASON: 58 - Dave Schultz (1977-78) (39-10-9)****MOST PENALTIES, ONE GAME: 9 - Dave Schultz (Apr. 6, 1978 at Detroit) (5-2-2) - Russ Anderson (Jan. 19, 1980 vs Edmonton)****MOST PENALTIES, ONE PERIOD: 8 - Russ Anderson (Jan. 19, 1980 vs Edmonton)****PENALTY MINUTES****MOST PENALTY MINUTES, ALL TIME: 871 - Bryan Watson (238-49-15)****MOST PENALTY MINUTES, ONE SEASON: 378 - Dave Schultz (1977-78) (64-18-16)****MOST HOME PENALTY MINUTES, ONE SEASON: 160 - Dave Schultz (1977-78) (25-8-7)****MOST AWAY PENALTY MINUTES, ONE SEASON: 218 - Dave Schultz (1977-78) (39-10-9)****MOST PENALTY MINUTES, SEASON, CENTER: 133 - Bryan Hextall (1970-71)****MOST PENALTY MINUTES, SEASON, LEFT WING: 378 - Dave Schultz (1977-78)****MOST PENALTY MINUTES, SEASON, RIGHT WING: 108 - Nick Harbaruk (1970-71)****MOST PENALTY MINUTES, SEASON, DEFENSEMAN: 212 - Bryan Watson (1971-72)****MOST PENALTY MINUTES, SEASON, GOALIE: 60 - Andy Brown (1973-74)****MOST PENALTY MINUTES, ONE GAME: 51 - Russ Anderson (Jan. 19, 1980 vs Edmonton)****MOST PENALTY MINUTES, ONE PERIOD: 46 - Russ Anderson (Jan. 19, 1980 vs Edmonton)****MINORS-MAJORS-MISCONDUCTS****MOST MINORS, ONE SEASON: 64 - Dave Schultz (1977-78)****MOST MINORS, ONE GAME: 5 - Bryan Watson (Feb. 21, 1970 at California) - Dave Schultz (Apr. 6, 1978 at Detroit)****MOST MINORS, ONE PERIOD: 4 - Dave Schultz (Apr. 6, 1978 at Detroit)****MOST MAJORS, ONE SEASON: 18 - Dave Schultz (1977-78)****MOST MAJORS, ONE GAME: 3 - Russ Anderson (Jan. 19, 1980 vs Edmonton)****MOST MAJORS, ONE PERIOD: 2 - several players****MOST MISCONDUCTS, ONE SEASON: 16 - Dave Schultz (1977-78)****MOST MISCONDUCTS, PERIOD/GAME: 3 - Russ Anderson (Jan. 19, 1980 vs Edmonton)****SHUTOUTS****MOST SHUTOUTS WON, ONE SEASON: 6 (1967-68) & (1976-77)****MOST HOME SHUTOUTS WON, ONE SEASON: 3 (1967-68) & (1976-77)****MOST AWAY SHUTOUTS WON, ONE SEASON: 3 (1967-68), (1972-73) & (1976-77)****FEWEST SHUTOUTS WON, ONE SEASON: 0 (1977-78)****FEWEST HOME SHUTOUTS WON, ONE SEASON: 0 (1971-72) & (1977-78)****FEWEST AWAY SHUTOUTS WON, ONE SEASON: 0 (1968-69), (1970-71), (1973-74), (1975-76) & (1977-78)****MOST SHUTOUTS LOST, ONE SEASON: 13 (1969-70)****MOST HOME SHUTOUTS LOST, ONE SEASON: 4 (1969-70), (1970-71) (1973-74)****MOST AWAY SHUTOUTS LOST, ONE SEASON: 9 (1969-70)****FEWEST SHUTOUTS LOST, ONE SEASON: 2 (1975-75) & (1977-78)****LARGEST HOME SHUTOUT WIN: 8 - 0 (Mar. 24, 1974 vs Detroit)****LARGEST AWAY SHUTOUT WIN: 9 - 0 (Feb. 7, 1980 at Buffalo)****LARGEST HOME SHUTOUT LOSS: 6 - 0 (Oct. 27, 1973 vs Philadelphia)****LARGEST AWAY SHUTOUT LOSS: 12 - 0 (Feb. 22, 1979 at Montreal)****GOALIES****MOST GAMES, ALL TIME: 196 - Les Binkley****MOST GAMES, ONE SEASON: 60 - Denis Herron (1977-78)****MOST MINUTES, ALL TIME: 11,046 - Les Binkley (5,590 & 5,456)****MOST MINUTES, ONE SEASON: 3,534 - Denis Herron (1977-78)****MOST GOALS AGAINST, ALL TIME: 574 - Les Binkley****MOST GOALS AGAINST, ONE SEASON: 210 - Denis Herron (1977-78)****LOWEST AVERAGE, ALL TIME: 2.86 - Hank Bassen****LOWEST AVERAGE, ONE SEASON: 2.86 - Hank Bassen (1967-68)****MOST SHUTOUTS, ALL TIME: 11 - Les Binkley****MOST SHUTOUTS, ONE SEASON: 6 - Les Binkley (1967-68)****MOST HOME SHUTOUTS, ONE SEASON: 3 - Les Binkley (1967-68)****MOST AWAY SHUTOUTS, ONE SEASON: 3 - Les Binkley (1967-68)**

- Dunc Wilson (1976-77)

MOST SAVES, ALL TIME: 5,031 - Les Binkley**MOST SAVES, ONE SEASON: 1,920 - Denis Herron (1977-78)****MOST SAVES PER GAME AVG, ONE SEASON: 32.6 - Denis Herron (1977-78)****MOST WINS, ALL TIME: 65 - Denis Herron****MOST WINS, ONE SEASON: 24 - Gary Inness (1974-75)-Michel Plasse (1975-76)****MOST HOME WINS, ONE SEASON: 16 - Jim Rutherford (1972-73)**

- Gary Inness (1974-75) - Michel Plasse (1975-76)

MOST AWAY WINS, ONE SEASON: 10 - Les Binkley (1967-68)**MOST LOSSES, ALL TIME: 94 - Les Binkley (43 & 51)****MOST LOSSES, ONE SEASON: 31 - Les Binkley (1968-69)****MOST HOME LOSSES, ONE SEASON: 17 - Les Binkley (1968-69)****MOST AWAY LOSSES, ONE SEASON: 17 - Les Binkley (1967-68)****MOST TEAM POINTS, ONE SEASON: 58 - Gary Inness (1974-75)**

- Michel Plasse (1975-76)

MOST WINS IN A ROW: 6 - Al Smith (February 15 to March 4, 1970)**MOST HOME WINS IN A ROW: 13 - Jim Rutherford**

(February 16 to November 22, 1972)

MOST AWAY WINS IN A ROW: 4 - Les Binkley (Feb. 25 to Mar. 30, 1968)**MOST LOSSES IN A ROW: 7 - Andy Brown (Nov. 24, 1973 to Jan. 16, 1974)**

MOST HOME LOSSES IN A ROW: 4 - Les Binkley (Nov. 6 to 16, 1968)
 Les Binkley (Dec. 4 to 21, 1968) - Greg Millen (Jan. 9 to Feb. 9, 1980)
MOST AWAY LOSSES IN A ROW: 10 - Joe Daley (Nov. 13, 1968 to Mar. 20, 1969)
LONGEST UNBEATEN STREAK: 11 - Michel Plasse
 (January 25 to March 6, 1976) (6-0-5)
LONGEST HOME UNBEATEN STREAK: 18 - Michel Plasse (January 11 to December 31, 1975) (14-0-4)
LONGEST AWAY UNBEATEN STREAK: 7 - Denis Herron (March 3 to March 27, 1979) (5-0-2)
LONGEST WINLESS STREAK: 15 - Al Smith (Jan. 28 to Apr. 1, 1971) (0-10-5)
LONGEST HOME WINLESS STREAK: 9 - Les Binkley (November 6 to December 21, 1968) (0-8-1)
LONGEST AWAY WINLESS STREAK: 26 - Al Smith (March 5, 1970 to April 1, 1971) (0-18-8)

SHOTS & SAVES — PERIOD

MOST SHOTS FOR, HOME PERIOD: 27 vs Washington (Low) March 15, 1975
MOST SHOTS FOR, AWAY PERIOD: 22 at Minnesota (Worsley) March 23, 1974
 22 at Minnesota (Lopresti) November 16, 1977
MOST SHOTS AGAINST HOME PERIOD: 23 vs Detroit (Binkley)
 December 4, 1968 - 23 vs Montreal (Wilson-Laxton) October 23, 1976
MOST SHOTS AGAINST, AWAY PERIOD: 28 at NY Islanders (Herron)
 December 5, 1978
FEWEST SHOTS FOR, HOME PERIOD: 2 vs St. Louis (Plante)
 November 19, 1969 - 2 vs Buffalo (Desjardins)
 January 15, 1977
FEWEST SHOTS FOR, AWAY PERIOD: 1 at Boston (Cheevers)
 December 15, 1968 - 1 at NY Rangers (Giacomin) March 8, 1970 - 1 at Chicago
 (Esposito) February 10, 1974
FEWEST SHOTS AGAINST HOME PERIOD: 1 vs NY Rangers (Holland)
 November 24, 1979
FEWEST SHOTS AGAINST, AWAY PERIOD: 1 at Washington (Herron)
 January 6, 1977
MOST SAVES FOR, HOME PERIOD: 21 vs NY Rangers (Binkley)
 November 16, 1968, 21 vs NY Rangers (Binkley) March 18, 1970
MOST SAVES FOR, AWAY PERIOD: 25 at NY Islanders (Herron)
 December 5, 1978
MOST SAVES AGAINST, HOME PERIOD: 23 vs California (Simmons)
 January 22, 1975 - 23 vs Washington (Low) March 15, 1975
MOST SAVES AGAINST, AWAY PERIOD: 22 at Minnesota (Worsley)
 March 23, 1974
FEWEST SAVES FOR, HOME PERIOD: 1 vs California (Rutherford)
 March 3, 1973 - 1 vs California (Brown) February 16, 1974 - 1 vs
 NY Rangers (Holland) November 24, 1979
FEWEST SAVES FOR, AWAY PERIOD: 1 at St. Louis (Binkley) March 19, 1970 -
 1 at Los Angeles (Hoganson-Smith) March 20, 1971 - 1 at Washington (Herron)
 January 6, 1977
FEWEST SAVES AGAINST, HOME PERIOD: 1 vs Toronto (Palmateer)
 December 26, 1976 - 1 vs Buffalo (Desjardins) January 15, 1977
FEWEST SAVES AGAINST, AWAY PERIOD: 0 at Boston (Cheevers)
 December 15, 1968

SHOTS & SAVES - GAME

MOST SHOTS FOR, HOME GAME: 65 vs Washington (Low-Belhumeur)
 March 15, 1975
MOST SHOTS FOR, AWAY GAME: 49 at Toronto (Hamel) November 20, 1974
 49 at Chicago (Esposito) February 25, 1979
MOST SHOTS AGAINST, HOME GAME: 55 vs Montreal (Wilson-Laxton)
 October 23, 1976
MOST SHOTS AGAINST, AWAY GAME: 59 at Atlanta (Wilson-Herron)
 March 15, 1977
FEWEST SHOTS FOR, HOME GAME: 18 vs St. Louis (Plante) November 19, 1969
FEWEST SHOTS FOR, AWAY GAME: 11 at Boston (Gilbert) March 27, 1977
FEWEST SHOTS AGAINST, HOME GAME: 13 vs Los Angeles (Smith)
 October 22, 1969
FEWEST SHOTS AGAINST, AWAY GAME: 15 at California (Binkley)
 October 17, 1971
MOST SAVES FOR, HOME GAME: 47 vs Buffalo (Johnson) November 30, 1974
MOST SAVES FOR, AWAY GAME: 51 at Philadelphia (Inness)
 November 9, 1975 - 52 at Atlanta (Wilson-Herron) March 15, 1977
MOST SAVES AGAINST, HOME GAME: 53 vs Montreal (Thomas)
 March 10, 1974
MOST SAVES AGAINST AWAY GAME: 47 at Chicago (Esposito)
 February 25, 1979
FEWEST SAVES FOR, HOME GAME: 11 vs Los Angeles (Smith)
 October 22, 1969 - 11 vs NY Rangers (Millen)
 December 22, 1979
FEWEST SAVES FOR, AWAY GAME: 13 at St. Louis (Newton) April 3, 1971
 13 at Montreal (Inness-Brown) February 28, 1974
FEWEST SAVES AGAINST, HOME GAME: 14 vs Buffalo (Desjardins-Smith)
 January 1, 1977
FEWEST SAVES AGAINST, AWAY GAME: 11 at Boston (Gilbert) March 27, 1977
 11 at Montreal (Larocque) December 29, 1977

FASTEST GOALS

- FASTEST TWO GOALS, ONE PLAYER:** 7 seconds by Wally Boyer, Mar. 5, 1970 at Detroit vs Roy Edwards
- FASTEST TWO GOALS, OPPONENT, ONE PLAYER:** 15 seconds by Bill Goldsworthy, Minnesota Mar. 23, 1974 vs Gary Inness at Minnesota
- FASTEST TWO GOALS, BOTH TEAMS: (NHL RECORD)** 4 seconds by Wayne Bianchin (Pittsburgh) & Guy Chouinard (Atlanta) Mar. 15, 1977 at Atlanta
- FASTEST TWO PITTSBURGH GOALS:** 9 seconds by Al McDonough & Ken Schinkel, Nov. 22, 1972 vs St. Louis
- FASTEST TWO OPPONENT GOALS:** 6 seconds by Guy Lafleur & Steve Shutt (Montreal), Apr. 2, 1975 at Montreal
- FASTEST TWO PITTSBURGH ASSISTS:** 7 seconds by Ron Schock, Mar. 5, 1970 at Detroit on goals by Wally Boyer
- FASTEST TWO OPPONENT ASSISTS:** 6 seconds by Pete Mahovlich (Montreal) Apr. 2, 1975 at Montreal
- FASTEST THREE PITTSBURGH GOALS, ONE PLAYER:** 4:17 by Lowell MacDonald, Nov. 13, 1973 vs Cesare Maniago vs Minnesota
- FASTEST THREE OPPONENT GOALS, ONE PLAYER:** 3:26 by Stan Gilbertson (Washington) Apr. 6, 1975 vs Bob Johnson at Washington
- FASTEST THREE GOALS, BOTH TEAMS:** 39 seconds by Blair Chapman (Pittsburgh), Denis Potvin (NY Islanders), & Mike Bossy (NY Islanders), Dec. 5, 1978 at NY Islanders
- FASTEST THREE PITTSBURGH GOALS:** 27 seconds by Al McDonough, Ken Schinkel & Ron Schock, Nov. 22, 1972 vs St. Louis
- FASTEST THREE OPPONENT GOALS:** 51 seconds by Guy Lafleur (2) & Pete Mahovlich (Montreal), Jan. 26, 1975 at Montreal
- FASTEST FOUR PITTSBURGH GOALS, ONE PLAYER:** Never accomplished by one player
- FASTEST FOUR OPPONENT GOALS, ONE PLAYER:** 34:40 by Stan Gilbertson (Washington) Apr. 6, 1975 vs Bob Johnson at Washington
- FASTEST FOUR GOALS, BOTH TEAMS:** 1:17 by Pierre Larouche (Pittsburgh), Guy Lafleur (Montreal), Lafleur & Pete Mahovlich (Montreal) on Jan. 26, 1975 at Montreal
- FASTEST FOUR PITTSBURGH GOALS:** 1:49 by Bryan Hextall, Jean Pronovost, Al McDonough & Ken Schinkel on Nov. 22, 1972 vs St. Louis and 1:49 by Jean Pronovost, Al McDonough, Ken Schinkel & Ron Schock on Nov. 22, 1972 vs St. Louis
- FASTEST FOUR OPPONENT GOALS:** 2:05 by Jocelyn Guevremont, Dennis Ververgaert, Gerry O'Flaherty & Don Tannahill of Vancouver on Mar. 16, 1974 at Vancouver
- FASTEST FIVE GOALS, BOTH TEAMS:** 4:25 by Rick Kehoe (Pittsburgh), Ron Schock (Pittsburgh), Murray Oliver (Minnesota), Syl Apps (Pittsburgh) & Barry Gibbs (Minnesota) on Dec. 21, 1974 at Minnesota
- FASTEST FIVE PITTSBURGH GOALS:** 2:07 by Bryan Hextall, Jean Pronovost, Al McDonough, Ken Schinkel & Ron Schock on Nov. 22, 1972 vs St. Louis
- FASTEST FIVE OPPONENT GOALS:** 6:18 by Pierre Mondou, Rod Langway, Mario Tremblay, Jacques Lemaire (2) by Montreal on Nov. 23, 1978 at Montreal

- FASTEST PITTSBURGH GOAL, START OF GAME:** 6 seconds by Jean Pronovost, Mar. 25, 1976 at St. Louis (Ties NHL Record)
- FASTEST OPPONENT GOALS: START OF GAME:** 9 seconds by Ross Lonsberry (Philadelphia) Oct. 20, 1977 at Philadelphia
- FASTEST PITTSBURGH GOAL, START OF SECOND PERIOD:** 7 seconds by Lowell MacDonald, Feb. 10, 1973 at Boston
- FASTEST OPPONENT GOAL, START OF SECOND PERIOD:** 7 seconds by Joey Johnston (California) Oct. 20, 1973 at Pittsburgh
7 seconds by Stan Gilbertson (Washington) Nov. 12, 1975 at Washington
- FASTEST PITTSBURGH GOAL, START OF THIRD PERIOD:** 12 seconds by Greg Polis, Apr. 1, 1972 at Philadelphia
- FASTEST OPPONENT GOAL, START OF THIRD PERIOD:** 16 seconds by Gerry Ehman (California) Mar. 17, 1971 at California
16 seconds by Doug Jarrett (Chicago) Feb. 24, 1974 at Chicago
- EARLIEST WINNING GOAL:** 35 seconds by Ken Schinkel, Oct. 17, 1972 at NY Islanders (5-0)
- EARLIEST WINNING GOAL, OPPONENT:** 9 seconds by Ross Lonsberry (Philadelphia) Oct. 20, 1977 at Philadelphia (11-0)

SCORING SUMMARIES

PITTSBURGH VS ATLANTA

1979-80	GP	W	L	T	PTS	GF	GA	PPG	SHG	PEN	PIM
PITTSBURGH	4	2	1	1	5	11	11	3	0	13	48
ATLANTA	4	1	2	1	3	11	11	4	0	14	34

AT PITTSBURGH (1-0-1)

Nov. 3 ATL. 3 (Bouchard)
 Nov. 23 PGH. 1 (Holland)
 Dec. 28 PGH. 4 (Millen)
 Dec. 29 ATL. 2 (Bouchard)

AT ATLANTA (1-1-0)

at PGH. 3 (Holland)
 at ATL. 4 (Bouchard)
 at ATL. 2 (Bouchard)
 at PGH. 3 (Millen)

(Atlanta Leads All-Time Series 14-13-8)

GOALS BY PERIODS

SHOTS BY PERIODS

	1st	2nd	3rd	Total	1st	2nd	3rd	Total
PITTSBURGH	5	3	3	11	45	35	41	121
ATLANTA	4	4	3	11	43	36	36	115

PITTSBURGH

ATLANTA

PLAYER	GP	G	A	PTS	PIM	PLAYER	GP	G	A	PTS	PIM
Hughes	4	2	1	3	7	Pronovost	4	3	4	7	2
Faubert	4	1	2	3	0	MacMillan	4	0	4	4	0
McAdam	4	2	0	2	2	Unger	4	2	1	3	2
Malone	2	1	1	2	0	Houston	4	1	2	3	0
Schutt	4	1	1	2	2	Nilsson	4	1	2	3	0
Tallon	2	0	2	2	0	Reinhardt	4	0	2	2	0
Anderson	4	0	2	2	7	Clement	2	1	0	1	0
Lee	4	0	2	2	0	Chouinard	3	1	0	1	0
Lonsberry	4	0	2	2	20	Rautakallio	4	1	0	1	4
Sheppard	3	1	0	1	0	Vail	4	1	0	1	0
Ferguson	4	1	0	1	4	Boldirev	4	0	1	1	0
Kindrachuk	4	1	0	1	2	Plett	3	0	1	1	11
Libett	4	1	0	1	0	Gorman	1	0	0	0	0
Marshall	2	0	1	1	0	Bennett	3	0	0	0	0
Clackson	3	0	1	1	0	Bouchard	4	0	0	0	0
Kehoe	4	0	1	1	0	Marsh	4	0	0	0	4
Carlyle	1	0	0	0	0	Murdoch	4	0	0	0	4
Holland	2	0	0	0	0	Rota	4	0	0	0	5
Millen	2	0	0	0	0	Russell	4	0	0	0	0
Stewart	3	0	0	0	0	Shand	4	0	0	0	2
Bladon	4	0	0	0	2						
Stackhouse	4	0	0	0	0						
Bench					2						
TOTAL	4	11	16	27	13-48	TOTAL	4	11	17	28	14-34

GOALTENDERS	GP	MP	GA	SO	SAVES	AVG	W-L-T
-------------	----	----	----	----	-------	-----	-------

Greg Millen (P)	2	120	4	0	59	2.00	2-0-0
Rob Holland (P)	2	120	7	0	45	3.50	0-1-1
Dan Bouchard (A)	4	240	11	0	110	2.75	1-2-1

SCORING SUMMARIES

PITTSBURGH VS BOSTON

1979-80	GP	W	L	T	PTS	GF	GA	PPG	SHG	PEN	PIM
PITTSBURGH	4	2	2	0	4	14	16	1	0	19	53
BOSTON	4	2	2	0	4	16	14	3	0	19	53

AT PITTSBURGH (0-2-0)

Oct. 14 PGH. 4 (Millen/Holland)
 Nov. 10 BOS. 6 (Belanger)
 Jan. 26 BOS. 6 (Cheevers)
 Jan. 27 PGH. 5 (Millen)

AT BOSTON (2-0-0)

at BOS. 1 (Gilbert)
 at PGH. 1 (Holland)
 at PGH. 4 (Holland)
 at BOS. 3 (Cheevers)

(Boston Leads All-Time Series (43-12-11))

GOALS BY PERIODS

SHOTS BY PERIODS

	1st	2nd	3rd	Total	1st	2nd	3rd	Total
Pittsburgh	3	3	8	14	29	31	46	106
Boston	3	6	7	16	35	35	36	105

PITTSBURGH

BOSTON

PLAYER	GP	G	A	PTS	PIM	PLAYER	GP	G	A	PTS	PIM
Malone	4	3	3	6	0	Cashman	4	3	4	7	0
Kehoe	4	1	5	6	0	Redmond	4	2	3	5	0
Lee	4	2	2	4	0	Middleton	4	1	4	5	2
Libett	4	1	2	3	0	Foster	3	2	2	4	2
Carlyle	4	1	1	2	2	Ratelle	4	2	2	4	0
Sheppard	4	1	1	2	0	McNab	2	2	1	3	2
Stackhouse	4	1	1	2	4	Bourque	4	1	2	3	4
Ferguson	2	1	0	1	0	Miller	4	1	2	3	0
Hamilton	2	1	0	1	0	O'Reilly	2	0	2	2	2
Marshall	2	1	0	1	2	Lalonde	3	0	2	2	0
Lonsberry	4	1	0	1	4	MacTavish	2	1	0	1	0
Faubert	2	0	0	1	0	Schmautz	2	1	0	1	2
Kindrachuk	2	0	1	1	0	Marcotte	2	0	1	1	0
Hughes	3	0	1	1	0	Secord	3	0	1	1	5
Schutt	3	0	1	1	0	Wensink	3	0	1	1	0
Anderson	4	0	1	1	6	McCrimmon	4	0	1	1	4
McAdam	4	0	1	1	4	Smith	4	0	1	1	2
Davis	1	0	0	0	0	Belanger	1	0	0	0	0
Millen	2	0	0	0	0	Gilbert	1	0	0	0	0
Stewart	2	0	0	0	0	Milbury	1	0	0	0	0
Tallon	2	0	0	0	0	O'Brien	1	0	0	0	0
Bladon	3	0	0	0	0	Cheevers	2	0	0	0	0
Holland	3	0	0	0	2	Park	2	0	0	0	0
Clackson	4	0	0	0	29	Songin	2	0	0	0	0
						Doak	4	0	0	0	2
						Jonathan	4	0	0	0	26
TOTAL	4	14	21	35	19-53	TOTAL	4	16	29	45	19-53

GOALTENDERS GP MP GA SO SAVES AVG W-L-T

Greg Millen (P)	2	86	4	0	27	2.79	1-0-0
Rob Holland (P)	3	154	11(1)	0	62	4.29	1-2-0
Yues Belanger (B)	1	60	1	0	19	1.00	1-0-0
Gilles Gilbert (B)	1	60	4	0	25	4.00	0-1-0
Gerry Cheevers (B)	2	120	9	0	48	4.50	1-1-0

SCORING SUMMARIES

PITTSBURGH VS BUFFALO

1979-80	GP	W	L	T	PTS	GF	GA	PPG	SHG	PEN	PIM
PITTSBURGH	4	0	4	0	0	8	30	3	0	20	43
BUFFALO	4	4	0	0	8	30	8	7	0	19	52

AT PITTSBURGH (0-2-0)

Oct. 24 PGH. 3 (Holland)
 Jan. 5 BUF. 5 (Edwards)
 Feb. 7 PGH. 0 (Millen)
 Apr. 5 BUF. 9 (Sauve)

AT BUFFALO (0-2-0)

at BUF. 7 (Edwards)
 at PGH. 4 (Millen)
 at BUF. 9 (Edwards)
 at PGH. 1 (Holland)

(Buffalo Leads All-Time Series (20-11-19))

GOALS BY PERIODS

SHOTS BY PERIODS

	1st	2nd	3rd	Total	1st	2nd	3rd	Total
PITTSBURGH	2	5	1	8	30	32	39	101
BUFFALO	7	10	13	30	38	36	48	122

PITTSBURGH

BUFFALO

PLAYER	GP	G	A	PTS	PIM	PLAYER	GP	G	A	PTS	PIM
Kehoe	4	1	2	3	0	Perreault	4	5	4	9	2
Malone	3	2	0	2	2	Gare	4	5	2	7	0
Carlyle	4	1	1	2	4	McKegney	4	4	3	7	0
Ferguson	4	1	1	2	2	Smith	4	2	5	7	0
Hughes	4	0	2	2	6	Ramsay	4	3	3	6	2
Libett	4	1	0	1	0	Martin	4	1	4	5	2
Lonsberry	4	1	0	1	2	Van Boxmeer	4	1	4	5	9
Sheppard	4	1	0	1	0	Seiling	4	4	0	4	0
Anderson	3	0	1	1	2	Dunn	4	0	4	4	2
Lee	3	0	1	1	0	Hajt	4	0	4	4	0
McAdam	4	0	1	1	0	Schoenfeld	4	0	4	4	6
Schutt	4	0	1	1	0	Dudley	3	1	2	3	0
Clackson	1	0	0	0	0	Playfair	4	0	3	3	6
Johnson	1	0	0	0	0	Ruff	3	2	0	2	0
Bladon	2	0	0	0	2	Ramsey	1	1	1	2	2
Hamilton	2	0	0	0	0	Savard	2	0	2	2	2
Holland	2	0	0	0	0	Luce	4	1	0	1	0
Kindrachuk	2	0	0	0	9	Korab	2	0	1	1	2
Millen	2	0	0	0	2	Mongrain	2	0	1	1	2
Tallon	2	0	0	0	0	Edwards	3	0	1	1	0
Faubert	3	0	0	0	4	Gould	1	0	0	0	0
Marshall	3	0	0	0	0	McClanahan	1	0	0	0	0
Stewart	3	0	0	0	4	Sauve	1	0	0	0	0
Stackhouse	4	0	0	0	4	Schultz	1	0	0	0	15
TOTAL	4	8	10	18	20-43	TOTAL	4	30	48	78	19-52

GOALTENDERS GP MP GA SO SAVES AVG W-L-T

Greg Millen (P)	2	120	14	0	42	7.00	0-2-0
Rob Holland (P)	2	120	16	0	50	8.00	0-2-0
Bob Sauve (B)	1	60	1	0	27	1.00	1-0-0
Don Edwards (B)	3	180	7	1	66	2.33	3-0-0

SCORING SUMMARIES

PITTSBURGH VS CHICAGO

1979-80	GP	W	L	T	PTS	GF	GA	PPG	SHG	PEN	PIM
PITTSBURGH	4	0	2	2	2	9	7	2	0	12	35
CHICAGO	4	2	0	2	6	7	9	0	0	21	56

AT PITTSBURGH (0-1-1)

Dec. 8 CHI. 3 (Esposito)
 Dec. 19 PGH. 0 (Millen)
 Jan. 12 CHI. 3 (Esposito)
 Feb. 10 PGH. 2 (Holland)

AT CHICAGO (0-1-1)

at PGH. 3 (Holland)
 at CHI. 0 (Esposito)
 at PGH. 2 (Millen)
 at CHI. 3 (Esposito)

(Chicago Leads All-Time Series (36-18-9))

GOALS BY PERIODS

SHOTS BY PERIODS

	1st	2nd	3rd	Total	1st	2nd	3rd	Total
PITTSBURGH	1	3	3	7	39	53	44	136
CHICAGO	2	3	4	9	32	41	38	111

PITTSBURGH

CHICAGO

PLAYER	GP	G	A	PTS	PIM	PLAYER	GP	G	A	PTS	PIM
Kehoe	4	3	2	5	0	Lysiak	4	1	3	4	0
Ferguson	4	2	0	2	2	Daigle	4	2	1	3	0
Kindrachuk	2	1	1	2	0	Wilson	4	1	2	3	2
Carlyle	4	1	1	2	0	Bordeleau	3	1	1	2	0
Bladon	4	0	2	2	0	Preston	4	1	1	2	0
Lonsberry	4	0	2	2	0	Brown	4	0	2	2	0
Stackhouse	4	0	2	2	0	Kerr	4	0	2	2	0
Anderson	4	0	1	1	6	Trimper	1	1	0	1	4
Sheppard	4	0	1	1	0	Fox	3	1	0	1	2
Davis	1	0	0	0	0	Mulvey	4	1	0	1	4
Tallon	1	0	0	0	0	Sedlbauer	1	0	1	1	0
Holland	1	0	0	0	0	Lecuyer	3	0	1	1	2
Marshall	2	0	0	0	0	Bulley	4	0	1	1	11
Millen	2	0	0	0	0	O'Connell	4	0	1	1	2
Clackson	3	0	0	0	9	Ruskowski	4	0	1	1	8
Stewart	3	0	0	0	0	Hutchison	2	0	0	0	2
Hughes	4	0	0	0	2	Ribble	2	0	0	0	0
Lee	4	0	0	0	0	Higgins	3	0	0	0	0
Libett	4	0	0	0	0	Koroll	3	0	0	0	0
Malone	4	0	0	0	0	Murray	3	0	0	0	0
McAdam	4	0	0	0	10	Esposito	4	0	0	0	0
Schutt	4	0	0	0	4	Marks	4	0	0	0	17
Bench					2	Bench					2
TOTAL	4	7	12	19	12-35	TOTAL	4	9	17	26	21-56

GOALTENDERS GP MP GA SO SAVES AVG W-L-T

Greg Millen (P)	2	120	3	1	53	1.50	0-1-1
Rob Holland (P)	2	120	6	0	49	3.00	0-1-1
Tony Esposito (C)	4	240	7	1	129	1.75	2-0-2

SCORING SUMMARIES

1979-80	GP	W	L	T	PTS	GF	GA	PPG	SHG	PEN	PIM
PITTSBURGH	4	2	2	0	4	10	15	2	0	16	32
COLORADO	4	2	2	0	4	15	10	4	0	13	26

AT PITTSBURGH (2-0-0)

Oct. 31 COL. 2 (Astrom)
 Dec. 1 COL. 4 (Astrom/McKenzie)
 Jan. 24 PGH. 1 (Holland)
 Mar. 28 PGH. 0 (Millen)

PITTSBURGH VS COLORADO

AT COLORADO (0-2-0)

at PGH. 4 (Holland)
 at PGH. 5 (Millen)
 at COL. 4 (Astrom)
 at COL. 5 (McKenzie)

(Pittsburgh leads All-Time Series (13-7-4))

GOALS BY PERIODS

	1st	2nd	3rd	Total
PITTSBURGH	4	1	5	10
COLORADO	5	5	5	15

SHOTS BY PERIODS

	1st	2nd	3rd	Total
PITTSBURGH	37	34	39	110
COLORADO	29	41	39	109

PITTSBURGH

PLAYER	GP	G	A	PTS	PIM
Malone	3	2	2	4	4
Kehoe	4	3	0	3	2
Schutt	3	2	1	3	0
Sheppard	3	1	2	3	0
Lee	4	0	3	3	0
Carlyle	3	1	1	2	0
Libett	4	1	1	2	0
Kindrachuk	2	0	2	2	0
Ferguson	4	0	2	2	0
Marshall	2	0	1	1	0
Lonsberry	3	0	1	1	2
Stewart	3	0	1	1	4
Anderson	4	0	1	1	4
Davis	1	0	0	0	2
Hamilton	1	0	0	0	0
Johnson	1	0	0	0	0
Holland	2	0	0	0	0
Millen	2	0	0	0	0
Tallon	2	0	0	0	0
Bladon	3	0	0	0	2
Clackson	3	0	0	0	10
Stackhouse	3	0	0	0	0
Faubert	4	0	0	0	0
Hughes	4	0	0	0	2
McAdam	4	0	0	0	0
Bench					2
TOTAL	4	10	18	28	16-32

COLORADO

PLAYER	GP	G	A	PTS	PIM
Pierce	4	2	3	5	2
Robert	4	2	3	5	2
DeBlois	3	2	2	4	2
McEwen	3	0	4	4	2
Valiquette	4	3	0	3	0
McDonald	2	1	1	2	0
Berry	4	1	1	2	0
Delorme	4	1	1	2	2
Morrison	2	0	2	2	0
Comeau	1	1	0	1	0
Smith	1	1	0	1	0
Ramage	3	1	0	1	2
Attwell	1	0	1	1	0
Hickey	1	0	1	1	0
Quenneville	1	0	1	1	0
Beverley	2	0	1	1	0
Paiement	2	0	1	1	2
Christie	4	0	1	1	0
Johansen	4	0	1	1	4
Ashby	1	0	0	0	0
Beck	1	0	0	0	0
Croteau	1	0	0	0	0
Giallonardo	1	0	0	0	0
Gillis	2	0	0	0	2
McKechnie	1	0	0	0	0
Owchar	1	0	0	0	0
Schmautz	1	0	0	0	0
Sheehan	1	0	0	0	0
Skinner	1	0	0	0	0
Turner	1	0	0	0	0
Kitchen	2	0	0	0	0
McKenzie	2	0	0	0	0
Astrom	3	0	0	0	2
Saleski	3	0	0	0	4
TOTAL	4	15	24	39	13-26

GOALTENDERS

	GP	MP	GA	SO	SAVES	AVG	W-L-T
Rob Holland (P)	2	120	5(1)	0	39	2.50	1-1-0
Greg Millen (P)	2	120	9	0	55	4.50	1-1-0
Bill McKenzie (C)	2	100	2	1	46	1.20	1-1-0
Hardy Astrom (C)	3	140	7(1)	0	54	3.00	1-1-0

SCORING SUMMARIES

1979-80	GP	W	L	T	PTS	GF	GA	PPG	SHG	PEN	PIM
PITTSBURGH	4	2	2	0	4	18	19	3	0	17	53
DETROIT	4	2	2	0	4	19	18	5	1	17	37

AT PITTSBURGH (2-0-0)

Dec. 26 DET. 4 (Rutherford)
 Jan. 31 PGH. 3 (Millen)
 Feb. 20 DET. 5 (Vachon)
 Mar. 9 PGH 2 (Ricci)

PITTSBURGH VS DETROIT

AT DETROIT (0-2-0)

at PGH. 6 (Millen)
 at DET. 4 (Vachon)
 at PGH. 7 (Holland)
 at DET. 6 (Vachon)

(All-Time Series Tied (33-33-8))

GOALS BY PERIODS

	1st	2nd	3rd	Total
PITTSBURGH	6	6	6	18
DETROIT	8	5	6	19

SHOTS BY PERIODS

	1st	2nd	3rd	Total
PITTSBURGH	39	37	40	116
DETROIT	50	41	35	126

PITTSBURGH

PLAYER	GP	G	A	PTS	PIM
Sheppard	4	2	6	8	0
Kehoe	4	2	3	5	0
Lonsberry	4	2	2	4	0
Stackhouse	4	2	2	4	0
Schutt	4	1	3	4	4
Lee	4	1	2	3	5
Anderson	4	0	3	3	6
Faubert	3	2	0	2	2
Libett	4	2	0	2	0
Hughes	4	1	1	2	6
Davis	2	0	2	2	20
Kindrachuk	3	0	2	2	0
Malone	1	1	0	1	0
Carlyle	3	1	0	1	2
Marshall	3	1	0	1	0
Johnson	1	0	1	1	0
Clackson	3	0	1	1	2
Ferguson	3	0	1	1	0
Stewart	4	0	1	1	4
Holland	1	0	0	0	0
Ricci	1	0	0	0	0
Millen	2	0	0	0	0
Tallon	2	0	0	0	0
McAdam	3	0	0	0	0
Bench					2
TOTAL	4	18	30	48	17-53

DETROIT

PLAYER	GP	G	A	PTS	PIM
Foligno	4	7	2	9	0
McCourt	4	2	5	7	0
Ogrodnick	3	1	4	5	0
Mahovich	74	1	4	5	0
Labraaten	4	3	1	4	0
Nedomansky	4	1	3	4	0
Huber	3	0	3	3	11
Long	4	0	3	3	10
Thompson	4	2	0	2	0
Lyle	1	1	1	2	0
Bergman	2	0	2	2	4
Larson	4	0	2	2	2
Joly	3	1	0	1	4
Korn	4	0	1	1	4
Hamel	3	0	1	1	0
Woods	4	0	1	1	0
Rutherford	1	0	0	0	0
Sobchuk	1	0	0	0	0
Bolduc	2	0	0	0	0
Hicks	2	0	0	0	0
Hogaboam	2	0	0	0	0
Peterson	2	0	0	0	0
Polonich	3	0	0	0	0
Vachon	3	0	0	0	0
Bench					2
TOTAL	4	19	33	52	17-37

GOALTENDERS

	GP	MP	GA	SO	SAVES	AVG	W-L-T
Greg Millen (P)	2	120	8	0	42	4.00	1-1-0
Rob Holland (P)	1	60	5	0	31	5.00	1-0-0
Nick Ricci (P)	1	60	6	0	34	6.00	0-1-0
Rogie Vachon (D)	3	180	12	0	66	4.00	2-1-0
Jim Rutherford (D)	1	60	6	0	32	6.00	0-1-0

SCORING SUMMARIES

PITTSBURGH VS EDMONTON

1979-80	GP	W	L	T	PTS	GF	GA	PPG	SHG	PEN	PIM
PITTSBURGH	4	1	3	0	2	12	22	6	0	50	200
EDMONTON	4	3	1	0	6	22	12	3	1	55	202

AT PITTSBURGH (1-1-0)

Jan. 19 EDM. 5 (Mio)
 Jan. 23 PGH. 3 (Holland)
 Mar. 8 EDM. 4 (Cutts/Corsi)
 Mar. 21 PGH. 2 (Millen)

AT EDMONTON (0-2-0)

at PGH. 2 (Millen)
 at EDM. 4 (Mio)
 at PGH. 5 (Millen)
 at EDM. 9 (Low)

(Edmonton leads All-Time Series (3-1-0))

GOALS BY PERIODS

SHOTS BY PERIODS

	1st	2nd	3rd	Total	1st	2nd	3rd	Total
PITTSBURGH	4	5	3	12	34	35	37	106
EDMONTON	4	11	7	22	45	39	44	128

PITTSBURGH

EDMONTON

PLAYER	GP	G	A	PTS	PIM	PLAYER	GP	G	A	PTS	PIM
Malone	2	3	1	4	5	Gretzky	4	7	5	12	0
Kindrachuk	3	1	3	4	35	McDonald	4	4	4	8	2
McAdam	4	1	2	3	6	Ashby	2	2	2	4	0
Stackhouse	3	0	3	3	2	Price	4	1	3	4	13
Hughes	4	2	0	2	17	Callighen	2	1	2	3	11
Tallon	2	1	1	2	0	Chipperfield	3	1	2	3	0
Carlyle	3	1	1	2	9	Hamilton	3	1	2	3	2
Kehoe	4	1	1	2	0	Low	3	0	3	3	9
Faubert	4	0	2	2	2	Semenko	3	1	1	2	27
Sheppard	4	0	2	2	0	Lumley	4	1	1	2	36
Libett	4	1	0	1	0	Hicks	4	0	2	2	6
Lonsberry	4	1	0	1	0	Weir	4	0	2	2	0
Marshall	1	0	1	1	0	Connor	3	1	0	1	31
Davis	2	0	1	1	5	Campbell	4	1	0	1	15
Anderson	3	0	1	1	55	Hunter	4	1	0	1	0
Lee	3	0	1	1	2	Murdoch	1	0	1	1	2
Schutt	3	0	1	1	0	Schmautz	2	0	1	1	2
Ferguson	4	0	1	1	0	Siltanen	2	0	1	1	0
Stewart	4	0	1	1	4	Fogolin	4	0	1	1	0
Bladon	1	0	0	0	13	Bianchin	1	0	0	0	0
Hamilton	1	0	0	0	0	Corsi	1	0	0	0	0
Holland	1	0	0	0	0	Cutts	1	0	0	0	0
Johnson	1	0	0	0	0	Low	1	0	0	0	0
Millen	3	0	0	0	2	Mio	2	0	0	0	0
Clackson	4	0	0	0	43	Driscoll	3	0	0	0	0
						Messier	4	0	0	0	40
TOTAL	4	12	23	35	50-200	TOTAL	4	22	33	55	55-202

GOALTENDERS

	GP	MP	GA	SO	SAVES	AVG	W-L-T
Rob Holland (P)	1	60	4	0	26	4.00	0-1-0
Greg Millen (P)	3	180	18	0	80	6.00	1-2-0
Ron Low (E)	1	60	2	0	25	2.00	1-0-0
Ed Mio (E)	2	120	5	0	45	2.50	2-0-0
Jim Corsi (E)	1	20	1	0	6	3.00	0-1-0
Don Cutts (E)	1	40	4	0	18	6.00	0-0-0

SCORING SUMMARIES

PITTSBURGH VS HARTFORD

1979-80	GP	W	L	T	PTS	GF	GA	PPG	SHG	PEN	PIM
PITTSBURGH	4	1	2	1	3	15	21	0	0	9	21
HARTFORD	4	2	1	1	5	21	15	2	2	13	37

AT PITTSBURGH (1-0-1)

Oct. 13 HART. 3 (Garrett)
 Nov. 30 PGH. 5 (Holland)
 Jan. 18 PGH. 1 (Millen)
 Apr. 2 HART. 2 (Garrett)

AT HARTFORD (0-1-1)

at PGH. 3 (Millen)
 at HART. 7 (Smith)
 at HART. 7 (Garrett)
 at PGH. 6 (Millen)

(Hartford leads All-Time Series (2-1-1))

GOALS BY PERIODS

SHOTS BY PERIODS

	1st	2nd	3rd	Total	1st	2nd	3rd	Total
PITTSBURGH	5	8	2	15	38	51	50	139
HARTFORD	8	6	7	21	41	38	42	121

PITTSBURGH

HARTFORD

PLAYER	GP	G	A	PTS	PIM	PLAYER	GP	G	A	PTS	PIM
Kehoe	4	3	3	6	0	Rogers	4	2	5	7	2
McAdam	4	3	2	5	4	Stoughton	4	2	4	6	0
Ferguson	4	1	3	4	0	Keon	4	1	4	5	0
Schutt	4	1	3	4	0	Douglas	4	4	0	4	0
Lee	4	1	2	3	0	Howe	3	2	2	4	0
Lonsberry	4	2	0	2	0	Boutette	2	1	3	4	2
Johnson	1	1	1	2	0	Howe	4	2	1	3	0
Kindrachuk	2	1	1	2	0	Hangsleben	3	1	2	3	4
Anderson	4	1	1	2	0	Sims	3	1	2	3	0
Carlyle	3	0	2	2	2	Allison	3	0	3	3	0
Sheppard	4	1	0	1	2	Carroll	3	2	0	2	0
Malone	2	0	1	1	2	Bennett	2	1	1	2	0
Bladon	4	0	1	1	2	Lacroix	2	0	2	2	0
Libett	4	0	1	1	0	Ley	4	0	2	2	5
Davis	1	0	0	0	0	Rowe	1	1	0	1	0
Holland	1	0	0	0	0	Fotiu	4	1	0	1	14
Tallon	1	0	0	0	2	Antonovich	1	0	1	1	0
Hughes	3	0	0	0	7	Johnston	1	0	1	1	0
Marshall	3	0	0	0	0	Renaud	1	0	1	1	0
Millen	3	0	0	0	0	Garrett	3	0	1	1	0
Stewart	3	0	0	0	0	Roberts	4	0	1	1	0
Faubert	4	0	0	0	0	Hill	1	0	0	0	0
Stackhouse	4	0	0	0	0	Neufield	1	0	0	0	0
						Plumb	1	0	0	0	0
						Schurman	1	0	0	0	0
						Smith	1	0	0	0	0
						Debol	2	0	0	0	0
						Giroux	2	0	0	0	8
						Warner	2	0	0	0	2
TOTAL	4	15	21	36	9-21	TOTAL	4	21	36	57	13-37

GOALTENDERS

	GP	MP	GA	SO	SAVES	AVG	W-L-T
Greg Millen (P)	3	180	14	0	78	4.67	1-1-1
Rob Holland (P)	1	60	7	0	22	7.00	0-1-0
John Garrett (H)	3	180	10	0	95	3.33	1-1-1
Al Smith (H)	1	60	5	0	28	5.00	1-0-0

SCORING SUMMARIES

1979-80	GP	W	L	T	PTS	GF	GA	PPG	SHG	PEN	PIM
PITTSBURGH	4	1	1	2	4	13	12	3	1	27	71
LOS ANGELES	4	1	1	2	4	12	13	2	0	21	51

AT PITTSBURGH (1-0-1)

Oct. 17 L.A. 5 (Grahame)
 Nov. 15 PGH. 3 (Holland)
 Mar. 12 L.A. 2 (Keans)
 Mar. 27 PGH.2 (Millen)

PITTSBURGH VS LOS ANGELES

AT LOS ANGELES (0-1-1)

at PGH. 4 (Holland)
 at L.A. 3 (Lessard)
 at PGH. 4 (Ricci)
 at L.A. 2 (Lessard)

(Los Angeles leads All-Time Series (38-36-11))

GOALS BY PERIODS

	1st	2nd	3rd	Total
PITTSBURGH	1	5	7	13
LOS ANGELES	2	6	4	12

SHOTS BY PERIODS

	1st	2nd	3rd	Total
PITTSBURGH	30	38	41	109
LOS ANGELES	30	58	34	122

PITTSBURGH

PLAYER	GP	G	A	PTS	PIM
Kindrachuk	3	1	4	5	2
Kehoe	4	2	2	4	0
Carlyle	4	1	2	3	6
Lonsberry	3	1	1	2	0
Schutt	3	1	1	2	0
Ferguson	4	1	1	2	9
Hughes	4	1	1	2	6
Lee	4	1	1	2	5
McAdam	4	1	1	2	0
Sheppard	4	1	1	2	0
Anderson	3	0	2	2	2
Stackhouse	4	0	2	2	4
Libett	3	1	0	1	2
Marshall	3	1	0	1	0
Johnson	2	0	1	1	2
Bladon	3	0	1	1	0
Millen	1	0	0	0	0
Ricci	1	0	0	0	0
Tallon	1	0	0	0	10
Davis	2	0	0	0	0
Faubert	2	0	0	0	2
Holland	2	0	0	0	0
Malone	2	0	0	0	4
Clackson	3	0	0	0	9
Stewart	3	0	0	0	8

LOS ANGELES

PLAYER	GP	G	A	PTS	PIM
Simmer	4	5	3	8	0
Dionne	4	2	6	8	0
Taylor	3	2	2	4	6
Goring	2	1	2	3	0
Palmer	3	0	2	2	2
Halward	4	0	2	2	0
Murphy	4	0	2	2	0
Harris	2	1	0	1	2
Jensen	4	1	0	1	0
Korab	2	0	1	1	9
Mulhern	2	0	1	1	0
Apps	1	0	0	0	0
Grahame	1	0	0	0	0
Holt	1	0	0	0	2
Keans	1	0	0	0	0
Kelly	1	0	0	0	0
Manery	1	0	0	0	4
Selwood	1	0	0	0	0
Carlson	2	0	0	0	0
Lessard	2	0	0	0	0
Lewis	2	0	0	0	2
Gibbs	3	0	0	0	0
Goldup	3	0	0	0	0
Howse	3	0	0	0	0
Wells	3	0	0	0	2
Hopkins	4	0	0	0	5
St. Laurent	4	0	0	0	7
Wilson	4	0	0	0	10

TOTAL 4 13 21 34 27-71 TOTAL 4 12 21 33 21-51

GOALTENDERS GP MP GA SO SAVES AVG W-L-T

Nick Ricci (P)	1	60	2	0	32	2.00	1-0-0
Greg Millen (P)	1	60	2	0	29	2.00	0-0-1
Rob Holland (P)	2	120	8	0	49	4.00	0-0-1

Mario Lessard (LA)	2	120	5	0	33	2.50	0-0-1
Doug Keans (LA)	1	60	3(1)	0	27	3.00	0-1-0
Ron Grahame (LA)	1	60	4	0	36	4.00	1-0-0

SCORING SUMMARIES

1979-80	GP	W	L	T	PTS	GF	GA	PPG	SHG	PEN	PIM
PITTSBURGH	4	1	3	0	2	12	15	5	0	20	43
MINNESOTA	4	3	1	0	6	15	12	3	0	20	40

AT PITTSBURGH (1-1-0)

Dec. 31 PGH. 2 (Millen)
 Feb. 9 MINN. 5 (Meloche)
 Mar. 15 MINN. 2 (Meloche)
 Mar. 18 PGH.3 (Millen)

PITTSBURGH VS MINNESOTA

AT MINNESOTA (0-2-0)

at MINN. 4 (Meloche)
 at PGH. 2 (Millen)
 at PGH. 5 (Ricci)
 at MINN. 4 (Edwards)

(Pittsburgh leads All-Time Series (35-29-8))

GOALS BY PERIODS

	1st	2nd	3rd	Total
PITTSBURGH	2	4	6	12
MINNESOTA	3	4	8	15

SHOTS BY PERIODS

	1st	2nd	3rd	Total
PITTSBURGH	54	39	45	138
MINNESOTA	35	50	46	131

PITTSBURGH

PLAYER	GP	G	A	PTS	PIM
Kehoe	4	3	4	7	0
Kindrachuk	3	3	2	5	0
Marshall	3	1	2	3	2
Lonsberry	4	1	1	2	0
Carlyle	4	0	2	2	4
Stackhouse	4	0	2	2	4
Malone	1	1	0	1	2
Libett	3	1	0	1	0
Anderson	4	1	0	1	4
Schutt	4	1	0	1	6
Faubert	1	0	1	1	0
Johnson	2	0	1	1	2
Tallon	2	0	1	1	2
Bladon	3	0	1	1	2
Clackson	3	0	1	1	5
McAdam	3	0	1	1	4
Ferguson	4	0	1	1	0
Hughes	4	0	1	1	0
Sheppard	4	0	1	1	2
Ricci	1	0	0	0	0
Lee	3	0	0	0	2
Millen	3	0	0	0	0
Stewart	4	0	0	0	2

MINNESOTA

PLAYER	GP	G	A	PTS	PIM
Young	4	4	4	8	2
MacAdam	4	3	3	6	2
Eaves	4	1	4	5	0
Payne	4	1	3	4	2
Andersson	3	2	1	3	0
Zanussi	4	0	3	3	4
McCarthy	4	2	0	2	2
Hartsburg	4	1	1	2	6
Christoff	2	1	0	1	0
Sargent	1	0	1	1	4
Chicoine	2	0	1	1	0
Jackson	2	0	1	1	2
Shmyr	2	0	1	1	0
Barrett	4	0	1	1	4
Giles	3	0	1	1	0
Edwards	1	0	0	0	0
Fidler	1	0	0	0	0
Hanson	2	0	0	0	2
Maxwell	2	0	0	0	2
Sharpley	2	0	0	0	0
Meloche	3	0	0	0	2
Polich	3	0	0	0	0
Smith	3	0	0	0	0
Smith	4	0	0	0	2
Younghans	4	0	0	0	4

TOTAL 4 12 22 34 20-43 TOTAL 4 15 25 40 20-40

GOALTENDERS GP MP GA SO SAVES AVG W-L-T

Nick Ricci (P)	1	60	2	0	26	2.00	1-0-0
Greg Millen (P)	3	180	11(2)	0	90	3.67	0-3-0
Gilles Meloche (M)	3	180	8(1)	0	102	2.67	2-1-0
Gary Edwards (M)	1	60	3	0	24	3.00	1-0-0

SCORING SUMMARIES

PITTSBURGH VS MONTREAL

1979-80	GP	W	L	T	PTS	GF	GA	PPG	SHG	PEN	PIM
PITTSBURGH	4	1	2	1	3	14	22	2	0	9	18
MONTREAL	4	2	1	1	5	22	14	3	0	7	14

AT PITTSBURGH (1-0-1)

Oct. 25 PGH. 5 (Holland)
 Nov. 7 MTL. 3 (Larocque)
 Jan. 2 MTL. 3 (Seigny)
 Feb. 16 PGH. 1 (Holland)

AT MONTREAL (0-2-0)

at MTL. 8 (Larocque)
 at PGH. 3 (Holland)
 at PGH. 5 (Millen)
 at MTL. 8 (Herron)

(Montreal leads All-Time Series (54-10-10))

GOALS BY PERIODS

SHOTS BY PERIODS

	1st	2nd	3rd	Total	1st	2nd	3rd	Total
PITTSBURGH	5	4	5	14	40	33	44	117
MONTREAL	6	5	11	22	40	48	61	149

PITTSBURGH

MONTREAL

PLAYER	GP	G	A	PTS	PIM	PLAYER	GP	G	A	PTS	PIM
Kindrachuk	3	2	2	4	0	Larouche	4	5	4	9	0
McAdam	4	2	2	4	0	Shutt	4	3	6	9	0
Malone	3	0	4	4	2	Mondou	4	6	2	8	0
Hughes	4	2	1	3	0	Lafleur	4	4	3	7	2
Lee	4	1	2	3	0	Robinson	4	0	7	7	2
Carlyle	4	0	3	3	6	Tremblay	4	2	3	5	2
Lonsberry	4	2	0	2	2	Napier	3	1	2	3	0
Schutt	4	2	0	2	2	Lambert	4	0	3	3	0
Marshall	2	1	1	2	0	Risebrough	3	1	1	2	2
Sheppard	4	0	2	2	0	Gainey	3	0	2	2	0
Stackhouse	4	0	2	2	0	Langway	4	0	2	2	0
Tallon	2	1	0	1	2	Geoffrion	2	0	1	1	2
Libett	4	1	0	1	2	Dupont	3	0	1	1	0
Faubert	2	0	1	1	0	Herron	1	0	0	0	0
Anderson	4	0	1	1	2	Lapointe	1	0	0	0	0
Kehoe	4	0	1	1	0	Seigny	1	0	0	0	0
Chapman	1	0	0	0	0	Larocque	2	0	0	0	0
Hamilton	1	0	0	0	0	Chartraw	3	0	0	0	2
Millen	1	0	0	0	0	Engblom	3	0	0	0	0
Bladon	3	0	0	0	2	Houle	3	0	0	0	0
Clackson	2	0	0	0	0	Savard	3	0	0	0	0
Stewart	2	0	0	0	0	Jarvis	4	0	0	0	0
Holland	3	0	0	0	0	Lupien	4	0	0	0	2
Ferguson	4	0	0	0	0						
TOTAL	4	14	22	36	9-18	TOTAL	4	22	37	59	7-14

GOALTENDERS

GP MP GA SO SAVES AVG W-L-T

Greg Millen (P)	1	60	3	0	36	3.00	1-0-0
Rob Holland (P)	3	180	19	0	91	6.33	0-2-1
Denis Herron (M)	1	60	1	0	21	1.00	1-0-0
Michel Larocque (M)	2	120	8	0	55	4.00	1-0-1
Richard Seigny (M)	1	60	4(1)	0	27	4.00	0-1-0

SCORING SUMMARIES

PITTSBURGH VS N.Y. ISLANDERS

1979-80	GP	W	L	T	PTS	GF	GA	PPG	SHG	PEN	PIM
PITTSBURGH	4	1	0	3	5	10	9	2	0	16	38
NY ISLANDERS	4	0	1	3	3	9	10	3	0	16	38

AT PITTSBURGH (0-0-2)

Dec. 12 NYI. 3 (Smith)
 Dec. 15 PGH. 3 (Millen)
 Jan. 3 PGH. 4 (Millen)
 Mar. 2 NYI. 0 (Resch)

AT NY ISLANDERS (1-0-1)

at PGH. 3 (Holland)
 at NYI. 3 (Resch)
 at NYI. 3 (Smith)
 at PGH. 0 (Holland)

(NY Islanders lead All-Time Series (19-13-11))

GOALS BY PERIODS

SHOTS BY PERIODS

	1st	2nd	3rd	Total	1st	2nd	3rd	Total
PITTSBURGH	4	5	1	10	32	44	43	119
NY ISLANDERS	3	2	4	9	33	26	32	91

PITTSBURGH

N.Y. ISLANDERS

PLAYER	GP	G	A	PTS	PIM	PLAYER	GP	G	A	PTS	PIM
Ferguson	4	1	4	5	6	Trottier	4	1	4	5	2
Libett	4	1	2	3	0	Kallur	4	1	2	3	0
McAdam	4	1	2	3	0	Nystrom	4	2	0	2	0
Carlyle	3	0	3	3	0	Gillies	3	1	1	2	0
Hughes	4	2	0	2	4	Tonelli	4	1	1	2	0
Malone	3	1	1	2	4	Potvin	3	0	2	2	2
Kindrachuk	4	0	2	2	0	Lane	4	0	2	2	13
Stackhouse	4	0	2	2	4	Merrick	4	0	2	2	0
Hamilton	1	1	0	1	0	Bossy	3	1	0	1	0
Sheppard	3	1	0	1	0	Bourne	4	1	0	1	0
Kehoe	4	1	0	1	0	Sutter	4	1	0	1	2
Lee	4	1	0	1	0	Persson	2	0	1	1	0
Faubert	2	0	1	1	0	Tambellini	2	0	1	1	0
Davis	1	0	0	0	2	Lorimer	4	0	1	1	4
Johnson	1	0	0	0	0	Morrow	1	0	0	0	0
Bladon	2	0	0	0	0	Potvin	1	0	0	0	0
Holland	2	0	0	0	0	Vautor	1	0	0	0	0
Millen	2	0	0	0	0	Henning	2	0	0	0	0
Tallon	2	0	0	0	0	Langevin	2	0	0	0	0
Anderson	3	0	0	0	2	Resch	2	0	0	0	0
Clackson	3	0	0	0	10	Smith	2	0	0	0	2
Lonsberry	4	0	0	0	0	Harris	4	0	0	0	0
Shutt	4	0	0	0	2	Howatt	4	0	0	0	9
Stewart	4	0	0	0	4	Lewis	4	0	0	0	9
TOTAL	4	10	17	27	16-38	TOTAL	4	9	17	26	16-38

GOALTENDERS

GP MP GA SO SAVES AVG W-L-T

Rob Holland (P)	2	120	3	1	37	1.50	0-0-2
Greg Millen (P)	2	120	6	0	45	3.00	1-0-1
Glenn Resch (NY)	2	120	3	1	46	1.50	0-0-2
Billy Smith (NY)	2	120	7	0	63	3.50	0-1-1

SCORING SUMMARIES

1979-80

	GP	W	L	T	PTS	GF	GA	PPG	SHG	PEN	PIM
PITTSBURGH	4	2	2	0	4	15	14	3	0	14	40
NY RANGERS	4	2	2	0	4	14	15	1	0	21	51

AT PITTSBURGH (1-1-0)

- Oct. 21 PGH. 3 (Holland)
- Nov. 11 PGH. 4 (Holland)
- Nov. 24 NYR. 3 (Thomas)
- Dec. 22 NYR. 4 (Baker)

PITTSBURGH VS N.Y. RANGERS

AT N.Y. RANGERS (1-1-0)

- at NYR. 6 (Soetart)
- at NYR. 1 (Thomas)
- at PGH. 5 (Holland)
- at PGH. 3 (Millen)

(N.Y. RANGERS lead All-Time Series (35-19-8))

GOALS BY PERIODS

	1st	2nd	3rd	Total
PITTSBURGH	5	6	4	15
NY RANGERS	6	5	3	14

SHOTS BY PERIODS

	1st	2nd	3rd	Total
PITTSBURGH	50	32	35	117
NY RANGERS	38	26	32	96

PITTSBURGH

PLAYER	GP	G	A	PTS	PIM
Malone	4	1	4	5	6
Lee	4	1	3	4	0
Kehoe	4	3	0	3	0
Ferguson	4	1	2	3	0
McAdam	4	1	2	3	0
Kindrachuk	4	0	3	3	9
Marshall	3	2	0	2	0
Sheppard	4	2	0	2	2
Faubert	3	1	1	2	2
Schutt	3	1	1	2	7
Anderson	4	1	1	2	5
Libett	4	0	2	2	0
Hughes	3	1	0	1	0
Stewart	2	0	1	1	2
Carlyle	4	0	1	1	0
Lonsberry	4	0	1	1	0
Stackhouse	4	0	1	1	0
Millen	1	0	0	0	0
Bladon	3	0	0	0	0
Clackson	3	0	0	0	7
Holland	3	0	0	0	0

NY RANGERS

PLAYER	GP	G	A	PTS	PIM
Duguay	4	2	2	4	0
Greschner	4	1	3	4	2
Murdoch	4	1	3	4	0
Maloney, Dn.	4	0	4	4	5
Esposito	4	2	1	3	4
Marois	4	1	2	3	6
Vickers	4	2	0	2	0
Maloney, Dv.	3	1	1	2	13
Miller	3	1	1	2	2
Larose	2	0	2	2	0
Beck	3	0	2	2	2
Nilsson	4	0	2	2	0
Hickey	1	0	1	1	4
Bothwell	3	1	0	1	0
Hedberg	4	1	0	1	7
Talafous	2	0	1	1	0
Vadnais	3	0	1	1	2
Johnstone	4	0	1	1	0
Baker	1	0	0	0	2
Beaton	1	0	0	0	0
Lothead	1	0	0	0	0
McEwen	1	0	0	0	0
Soetart	1	0	0	0	0
Guevremont	2	0	0	0	0
Thomas	2	0	0	0	0
Tkaczuk	3	0	0	0	2

TOTAL	4	15	23	38	14-40	TOTAL	4	14	26	40	21-51
--------------	----------	-----------	-----------	-----------	--------------	--------------	----------	-----------	-----------	-----------	--------------

GOALTENDERS

	GP	MP	GA	SO	SAVES	AVG	W-L-T
Rob Holland (P)	3	180	10	0	71	3.33	2-1-0
Greg Millen (P)	1	60	4	0	11	4.00	0-1-0
Steve Baker (NY)	1	60	3	0	27	3.00	1-0-0
Doug Soetart (NY)	1	60	3	0	28	3.00	1-0-0
Wayne Thomas (NY)	2	120	8(1)	0	47	4.00	0-2-0

SCORING SUMMARIES

1979-80

	GP	W	L	T	PTS	GF	GA	PPG	SHG	PEN	PIM
PITTSBURGH	4	0	3	1	1	9	15	3	0	20	51
PHILADELPHIA	4	3	0	1	7	15	9	4	0	17	37

AT PITTSBURGH (0-2-0)

- Dec. 20 PGH. 1 (Millen)
- Feb. 2 PHIL. 4 (Peeters)
- Feb. 17 PGH. 5 (Millen)
- Mar. 11 PHIL. 4 (Peeters)

PITTSBURGH VS PHILADELPHIA

AT PHILADELPHIA (0-1-1)

- at PHIL. 1 (Peeters)
- at PGH. 0 (Millen)
- at PHIL. 6 (Myre)
- at PGH. 3 (Ricci)

(Philadelphia leads All-Time Series (38-21-14))

GOALS BY PERIODS

	1st	2nd	3rd	Total
PITTSBURGH	5	2	3	10
PHILADELPHIA	6	4	5	15

SHOTS BY PERIODS

	1st	2nd	3rd	Total
PITTSBURGH	40	36	36	112
PHILADELPHIA	54	49	44	147

PITTSBURGH

PLAYER	GP	G	A	PTS	PIM
Ferguson	3	2	1	3	0
Hughes	4	1	2	3	4
Carlyle	4	0	3	3	0
Sheppard	4	0	3	3	0
Lonsberry	4	2	0	2	2
Kindrachuk	2	1	1	2	2
Faubert	2	0	2	2	2
Tallon	1	1	0	1	0
Schutt	3	1	0	1	2
Stackhouse	4	1	0	1	0
Lee	3	0	1	1	0
Anderson	4	0	1	1	6
McAdam	4	0	1	1	7
Hamilton	1	0	0	0	0
Johnson	1	0	0	0	0
Ricci	1	0	0	0	0
Bladon	2	0	0	0	0
Malone	2	0	0	0	0
Clackson	3	0	0	0	12
Davis	3	0	0	0	0
Kehoe	3	0	0	0	0
Marshall	3	0	0	0	0
Millen	3	0	0	0	0
Libett	4	0	0	0	10
Stewart	4	0	0	0	4

PHILADELPHIA

PLAYER	GP	G	A	PTS	PIM
Holmgren	4	2	4	6	2
Linesman	4	0	6	6	2
Kelly	4	2	2	4	2
Clarke	4	0	4	4	0
Dailey	4	2	1	3	4
Leach	4	2	1	3	2
Propp	4	2	1	3	2
Bridgman	4	1	2	3	0
Wilson	3	2	0	2	4
Ververgaert	3	0	2	2	0
Gorence	2	1	0	1	0
Hill	3	1	0	1	2
Bathe	2	0	1	1	2
Dupont	3	0	1	1	2
Watson	3	0	1	1	0
Barber	4	0	1	1	0
MacLeish	4	0	1	1	7
Barnes	1	0	0	0	0
Morrison	1	0	0	0	0
Myre	1	0	0	0	0
Wesley	1	0	0	0	2
McIlhargey	2	0	0	0	2
Peeters	3	0	0	0	0
Busniuk	4	0	0	0	2

GOALTENDERS

	GP	MP	GA	SO	SAVES	AVG	W-L-T
Greg Millen (PG)	3	180	11	0	101	3.67	0-2-1
Nick Ricci (PG)	1	60	4	0	31	4.00	0-1-0
Pete Peeters (PH)	3	180	4	1	77	1.33	2-0-1
Phil Myre (PH)	1	60	5	0	26	5.00	1-0-0

SCORING SUMMARIES

PITTSBURGH VS QUEBEC

1979-80	GP	W	L	T	PTS	GF	GA	PPG	SHG	PEN	PIM
PITTSBURGH	4	2	2	0	4	10	9	3	0	9	18
QUEBEC	4	2	2	0	4	9	10	1	0	12	24

AT PITTSBURGH (2-0-0)

Nov. 28 QUE. 2 (Dion)
 Dec. 16 PGH. 1 (Holland)
 Feb. 23 QUE. 1 (Dion)
 Feb. 24 PGH. 0 (Holland)

AT QUEBEC (0-2-0)

at PGH. 7 (Holland)
 at QUE. 4 (Dion)
 at PGH. 2 (Millen)
 at QUE. 2 (Dion)

(All-Time Series Tied 2-2-0)

GOALS BY PERIODS

SHOTS BY PERIODS

	1st	2nd	3rd	Total	1st	2nd	3rd	Total
PITTSBURGH	4	3	3	10	44	56	42	142
QUEBEC	4	1	4	9	40	39	37	116

PITTSBURGH

QUEBEC

PLAYER	GP	G	A	PTS	PIM	PLAYER	GP	G	A	PTS	PIM
Malone	2	0	6	6	0	Hislop	4	3	2	5	0
McAdam	4	3	1	4	4	Tardif	4	2	1	3	2
Stewart	4	2	2	4	2	Ftorek	2	1	2	3	0
Davis	2	1	1	2	0	Goulet	4	0	3	3	0
Bladon	4	1	1	2	0	Cloutier	3	0	2	2	0
Lee	4	1	1	2	4	Thomas	1	1	0	1	0
Marshall	3	0	2	2	0	Leduc	3	1	0	1	0
Schutt	4	0	2	2	0	Lacroix	4	1	0	1	2
Hughes	3	1	0	1	0	Cote	2	0	1	1	0
Kehoe	4	1	0	1	0	Richard	2	0	1	1	0
Millen	1	0	1	1	0	Cloutier	3	0	1	1	0
Ferguson	4	0	1	1	2	Fitchener	3	0	1	1	0
Libett	4	0	1	1	0	Hart	3	0	1	1	2
Kindrachuk	2	0	0	0	0	Hoganson	4	0	1	1	2
Holland	3	0	0	0	0	Weir	4	0	1	1	2
Anderson	4	0	0	0	0	David	1	0	0	0	0
Carlyle	4	0	0	0	0	Legge	1	0	0	0	0
Faubert	4	0	0	0	0	Smrke	2	0	0	0	0
Lonsberry	4	0	0	0	0	Stewart	3	0	0	0	4
Sheppard	4	0	0	0	4	Stewart	3	0	0	0	0
Stackhouse	4	0	0	0	2	Baxter	4	0	0	0	6
						Dion	4	0	0	0	0
						Lariviere	4	0	0	0	2
						Plante	4	0	0	0	2
TOTAL	4	10	19	29	9-18	TOTAL	4	9	17	26	12-24

GOALTENDERS

	GP	MP	GA	SO	SAVES	AVG	W-L-T
Greg Millen (P)	1	60	1	0	34	1.00	1-0-0
Rob Holland (P)	3	180	7(1)	0	73	2.67	1-2-0
Michel Dion (Q)	4	240	10	1	132	2.50	2-2-0

SCORING SUMMARIES

PITTSBURGH VS ST. LOUIS

1979-80	GP	W	L	T	PTS	GF	GA	PPG	SHG	PEN	PIM
PITTSBURGH	4	1	2	1	3	12	14	1	0	13	32
ST. LOUIS	4	2	1	1	5	14	12	5	0	12	30

AT PITTSBURGH (1-1-0)

Nov. 21 STL. 2 (Staniowski)
 Dec. 11 PGH. 3 (Millen)
 Jan.30 STL. 4 (Liut)
 Mar. 3 PGH. 1 (Millen)

AT ST. LOUIS (0-1-1)

at PGH. 5 (Holland)
 at STL. 3 (Liut)
 at PGH. 3 (Holland/Millen)
 at STL. 5 (Liut)

(St. Louis leads All-Time Series 34-27-12)

GOALS BY PERIODS

SHOTS BY PERIODS

	1st	2nd	3rd	Total	1st	2nd	3rd	Total
PITTSBURGH	4	5	3	12	42	42	49	133
ST. LOUIS	8	2	4	14	31	52	44	117

PITTSBURGH

ST. LOUIS

PLAYER	GP	G	A	PTS	PIM	PLAYER	GP	G	A	PTS	PIM
Lee	4	2	3	5	0	Babych	3	2	3	5	0
Malone	3	1	2	3	2	Federko	4	2	3	5	0
Anderson	4	1	2	3	2	Zuke	3	1	3	4	2
Stackhouse	4	1	2	3	2	Currie	2	2	1	3	0
Schutt	4	2	0	2	2	Dunlop	4	2	1	3	0
Ferguson	3	1	1	2	0	Lapointe	4	1	2	3	2
Kehoe	4	1	1	2	0	Patey	4	2	0	2	8
Libett	4	1	1	2	0	Sutter	4	1	1	2	0
Carlyle	3	0	2	2	4	Brownschidle	4	0	2	2	0
Tallon	1	1	0	1	0	Chapman	4	0	2	2	0
McAdam	4	1	0	1	0	Kea	4	0	2	2	4
Sheppard	3	0	1	1	0	Lefley	1	1	0	1	0
Hughes	4	0	1	1	0	Micheletti	2	0	1	1	0
Kindrachuk	4	0	1	1	2	Maxwell	3	0	1	1	2
Lonsberry	4	0	1	1	2	Crombeen	4	0	1	1	0
Stewart	4	0	1	1	4	Turnbull	4	0	1	1	5
Davis	1	0	0	0	5	Bowness	1	0	0	0	0
Johnson	1	0	0	0	0	Lamby	1	0	0	0	0
Clackson	2	0	0	0	5	Laurence	1	0	0	0	0
Faubert	2	0	0	0	2	Staniowski	1	0	0	0	0
Holland	2	0	0	0	0	Thomson	1	0	0	0	5
Marshall	2	0	0	0	0	Komadoski	3	0	0	0	2
Bladon	3	0	0	0	0	Liut	3	0	0	0	0
Millen	3	0	0	0	0	Monahan	4	0	0	0	0
						Klassen	4	0	0	0	0
TOTAL	4	12	19	31	13-32	TOTAL	4	14	24	38	12-30

GOALTENDERS

	GP	MP	GA	SO	SAVES	AVG	W-L-T
Rob Holland (P)	2	80	4	0	31	3.00	1-0-0
Greg Millen (P)	3	160	10	0	72	3.75	0-2-1
Mike Liut (STL)	3	180	7	0	88	2.33	2-0-1
Ed Staniowski (STL)	1	60	5	0	33	5.00	0-1-0

SCORING SUMMARIES

1979-80	GP	W	L	T	PTS	GF	GA	PPG	SHG	PEN	PIM
PITTSBURGH	4	2	2	0	4	18	20	3	1	21	51
TORONTO	4	2	2	0	4	20	18	7	0	23	58

AT PITTSBURGH (1-1-0)

- Jan. 7 PGH. 5 (Millen)
- Jan. 16 TOR. 4 (Harrison)
- Feb. 14 PGH. 4 (Holland)
- Mar. 5 TOR. 5 (Palmateer)

PITTSBURGH VS TORONTO

AT TORONTO (1-1-0)

- at TOR. 9 (Tremblay)
- at PGH. 6 (Millen)
- at TOR. 2 (Ridley)
- at PGH. 3 (Holland)

(Toronto leads All-Time Series (28-27-11))

GOALS BY PERIODS

SHOTS BY PERIODS

	1st	2nd	3rd	Total	1st	2nd	3rd	Total
PITTSBURGH	5	7	6	18	40	52	55	147
TORONTO	6	6	8	20	45	47	33	125

PITTSBURGH

PLAYER	GP	G	A	PTS	PIM
Ferguson	4	4	4	8	2
Lee	4	2	3	5	0
Schutt	4	2	2	4	4
Malone	3	0	4	4	2
Tallon	3	0	4	4	2
Davis	2	2	1	3	2
McAdam	4	1	2	3	2
Sheppard	4	1	2	3	2
Stackhouse	4	0	3	3	6
Hughes	4	2	0	2	7
Faubert	2	1	1	2	0
Libett	4	1	1	2	0
Carlyle	3	0	2	2	4
Kehoe	4	1	0	1	2
Lonsberry	4	1	0	1	0
Kindrachuk	1	0	1	1	0
Clackson	1	0	0	0	5
Johnson	1	0	0	0	0
Marshall	1	0	0	0	0
Holland	2	0	0	0	0
Millen	2	0	0	0	0
Stewart	3	0	0	0	2
Anderson	4	0	0	0	5
Bladon	4	0	0	0	0
Bench					4

TORONTO

PLAYER	GP	G	A	PTS	PIM
Sittler	4	7	2	9	0
Paiement	4	1	6	7	11
McKechnie	3	1	4	5	0
Hickey	4	2	1	3	2
Maloney	4	2	1	3	9
Turnbull	4	2	1	3	0
Gardner	3	1	2	3	0
Boschman	4	1	2	3	9
Brewer	2	0	3	3	0
Anderson	3	1	1	2	2
Butler	3	1	1	2	0
Stephenson	3	1	1	2	4
Derlago	1	0	2	2	0
Hotham	3	0	2	2	0
Farrish	1	0	1	1	2
Palmateer	1	0	1	1	0
Vaive	1	0	1	1	0
Salming	3	0	1	1	4
Williams	3	0	1	1	4
Ellis	1	0	0	0	2
Harrison	1	0	0	0	0
Hutchison	1	0	0	0	0
Kaszycki	1	0	0	0	0
Martin	1	0	0	0	0
Ribble	1	0	0	0	0
Ridley	1	0	0	0	1
Tremblay	1	0	0	0	0
Mulhern	2	0	0	0	0
Burrows	4	0	0	0	2
Saganiuk	4	0	0	0	5

TOTAL 4 18 30 48 21-51 TOTAL 4 20 34 54 23-58

GOALTENDERS GP MP GA SO SAVES AVG W-L-T

Rob Holland (P)	2	120	6(1)	0	41	3.00	1-1-0
Greg Millen (P)	2	120	13	0	64	6.50	1-1-0
Mike Palmateer (T)	1	60	3	0	33	3.00	1-0-0
Curt Ridley (T)	1	60	4	0	32	4.00	0-1-0
Vincent Tremblay (T)	1	60	5	0	27	5.00	1-0-0
Paul Harrison (T)	1	60	5(1)	0	27	5.00	0-1-0

SCORING SUMMARIES

1979-80	GP	W	L	T	PTS	GF	GA	PPG	SHG	PEN	PIM
PITTSBURGH	4	2	1	1	5	13	12	3	1	25	59
VANCOUVER	4	1	2	1	3	12	13	2	0	21	51

AT PITTSBURGH (1-0-1)

- Nov. 16 PGH. 2 (Holland)
- Dec. 5 VAN. 3 (Ridley)
- Jan. 9 VAN. 2 (Hanlon)
- Mar. 25 PGH. 4 (Millen)

PITTSBURGH VS VANCOUVER

AT VANCOUVER (1-1-0)

- at VAN. 5 (Hanlon)
- at PGH. 3 (Millen)
- at PGH. 4 (Millen)
- at VAN. 2 (Hanlon)

(Pittsburgh leads All-Time Series (28-13-5))

GOALS BY PERIODS

SHOTS BY PERIODS

	1st	2nd	3rd	Total	1st	2nd	3rd	Total
PITTSBURGH	4	5	4	13	42	48	30	120
VANCOUVER	5	3	4	12	42	36	53	131

PITTSBURGH

PLAYER	GP	G	A	PTS	PIM
Schutt	4	1	3	4	0
Hughes	4	2	1	3	4
McAdam	4	2	1	3	4
Malone	3	1	2	3	2
Lee	3	2	0	2	0
Kindrachuk	2	1	1	2	0
Marshall	2	1	1	2	5
Lonsberry	4	1	1	2	2
Anderson	4	1	1	2	12
Stackhouse	4	1	1	2	0
Faubert	1	0	1	1	9
Johnson	1	0	1	1	0
Tallon	2	0	1	1	0
Millen	3	0	1	1	0
Kehoe	4	0	1	1	0
Sheppard	4	0	1	1	2
Davis	1	0	0	0	0
Holland	1	0	0	0	0
Clackson	2	0	0	0	11
Bladon	3	0	0	0	2
Ferguson	3	0	0	0	0
Carlyle	4	0	0	0	2
Libett	4	0	0	0	0
Stewart	4	0	0	0	4

VANCOUVER

PLAYER	GP	G	A	PTS	PIM
Gradin	4	0	4	4	0
Ashton	3	3	0	3	4
Vaive	3	3	0	3	2
Smyl	4	2	1	3	4
Lever	3	1	2	3	0
McCarthy	4	1	2	3	4
Oddleifson	4	1	2	3	2
Blight	2	0	2	2	0
Manno	3	0	2	2	0
Williams	1	1	0	1	2
Boldirev	1	0	1	1	0
Rota	1	0	1	1	0
Olov Brasar	2	0	1	1	0
Sedlbauer	2	0	1	1	2
Kearns	4	0	1	1	0
Snepsts	4	0	1	1	2
Butler	1	0	0	0	0
Hubick	1	0	0	0	0
Logan	1	0	0	0	0
Manery	1	0	0	0	0
Ridley	1	0	0	0	0
Smith	1	0	0	0	5
Hughes	2	0	0	0	2
Lupul	2	0	0	0	0
Derlago	3	0	0	0	2
Gillis	3	0	0	0	7
Hanlon	3	0	0	0	0
Fraser	4	0	0	0	5
Lindgren	4	0	0	0	8

TOTAL 4 13 18 31 25-59 TOTAL 4 12 21 33 21-51

GOALTENDERS GP MP GA SO SAVES AVG W-L-T

Greg Millen (P)	3	180	7	0	85	2.33	2-0-1
Rob Holland (P)	1	60	5	0	34	5.00	0-1-0
Curt Ridley (V)	1	60	3	0	37	3.00	0-0-1
Glen Hanlon (V)	3	180	9(1)	0	79	3.00	1-2-0

SCORING SUMMARIES

1979-80		GP	W	L	T	PTS	GF	GA	PPG	SHG	PEN	PIM
PITTSBURGH		4	3	1	0	6	16	10	3	1	23	68
WASHINGTON		4	1	3	0	2	10	16	3	0	21	64

AT PITTSBURGH (2-0-0)

- Oct. 20 WASH. 1 (Stephenson)
- Dec. 7 PGH. 5 (Millen)
- Mar. 30 WASH. 0 (Stephenson)
- Apr. 1 PGH. 2 (Millen)

PITTSBURGH VS WASHINGTON

AT WASHINGTON (1-1-0)

- at PGH. 5 (Holland)
- at WASH. 3 (Stephenson/Inness)
- at PGH. 4 (Millen)
- at WASH. 6 (Stephenson/Boutin)

(Pittsburgh leads All-Time Series (18-14-4))

GOALS BY PERIODS

	1st	2nd	3rd	Total
PITTSBURGH	6	6	4	16
WASHINGTON	2	4	4	10

SHOTS BY PERIODS

	1st	2nd	3rd	Total
PITTSBURGH	43	42	42	127
WASHINGTON	35	37	42	114

PITTSBURGH

PLAYER	GP	G	A	PTS	PIM
Ferguson	4	2	5	7	2
Kehoe	4	3	2	5	0
Schutt	4	2	1	3	2
Marshall	3	1	2	3	0
McAdam	4	0	3	3	14
Kindrachuk	2	2	0	2	0
Carlyle	2	1	1	2	0
Malone	2	1	1	2	7
Libett	4	1	1	2	0
Anderson	4	0	2	2	8
Stackhouse	4	0	2	2	2
Tallon	2	1	0	1	0
Stewart	3	1	0	1	4
Bladon	4	1	0	1	4
Lonsberry	2	0	1	1	0
Hughes	4	0	1	1	0
Lee	4	0	1	1	0
Sheppard	4	0	1	1	2
Holland	1	0	0	0	0
Clackson	2	0	0	0	9
Davis	2	0	0	0	0
Faubert	2	0	0	0	4
Johnson	2	0	0	0	0
Millen	3	0	0	0	10

WASHINGTON

PLAYER	GP	G	A	PTS	PIM
Gartner	3	2	2	4	4
Mulvey	4	2	2	4	6
Edberg	3	1	2	3	0
Jarvis	3	1	2	3	0
Gustafsson	4	1	2	3	2
Picard	4	0	3	3	2
Hangsleben	2	1	1	2	4
Walter	4	1	1	2	9
Sirois	3	1	0	1	4
Cassolato	1	0	1	1	0
Ribble	2	0	1	1	12
Maruk	3	0	1	1	2
Green	4	0	1	1	0
Boutin	1	0	0	0	0
Hextall	1	0	0	0	0
Inness	1	0	0	0	0
Kaszycki	1	0	0	0	0
Labre	1	0	0	0	0
Lane	1	0	0	0	0
Theberge	1	0	0	0	0
Tremblay	1	0	0	0	0
Bouchard	2	0	0	0	4
Currie	2	0	0	0	0
Polis	2	0	0	0	0
Rausse	2	0	0	0	0
Rowe	0	0	0	0	15
Scamurra	2	0	0	0	0
Svensson	2	0	0	0	0
Lehtonen	3	0	0	0	0
Lofthouse	3	0	0	0	0
MacKinnon	3	0	0	0	0
Stephenson	4	0	0	0	0

TOTAL	4	16	24	40	23-68	TOTAL	4	10	19	29	21-64
--------------	----------	-----------	-----------	-----------	--------------	--------------	----------	-----------	-----------	-----------	--------------

GOALTENDERS

	GP	MP	GA	SO	SAVES	AVG	W-L-T
Rob Holland (P)	1	60	1	0	22	1.00	1-0-0
Greg Millen (P)	3	180	9	1	82	3.00	2-1-0
Gary Inness (W)	1	50	2	0	19	2.40	0-1-0
Wayne Stephenson (W)	4	180	13	0	90	4.33	1-2-0
Rollie Boutin (W)	1	10	1	0	2	6.00	0-0-0

SCORING SUMMARIES

1979-80		GP	W	L	T	PTS	GF	GA	PPG	SHG	PEN	PIM
PITTSBURGH		4	4	0	0	8	14	8	1	2	25	64
WINNIPEG		4	0	4	0	0	8	14	2	0	22	50

AT PITTSBURGH (2-0-0)

- Oct. 10 WPG. 2 (Smith)
- Nov. 18 PGH. 3 (Holland)
- Feb. 27 WPG. 2 (Hamel)
- Mar. 23 PGH. 4 (Millen)

PITTSBURGH VS WINNIPEG

AT HARTFORD (2-0-0)

- at PGH. 4 (Millen)
- at WPG. 2 (Smith)
- at PGH. 3 (Millen)
- at WPG. 2 (Mattson)

(Pittsburgh leads All-Time Series (4-0-0))

GOALS BY PERIODS

	1st	2nd	3rd	Total
PITTSBURGH	1	5	8	14
WINNIPEG	0	4	4	8

SHOTS BY PERIODS

	1st	2nd	3rd	Total
PITTSBURGH	35	48	56	139
WINNIPEG	33	43	39	115

PITTSBURGH

PLAYER	GP	G	A	PTS	PIM
Kindrachuk	2	3	2	5	2
Lonsberry	4	0	5	5	0
Ferguson	3	3	0	3	7
Kehoe	4	1	2	3	0
Johnson	1	2	0	2	0
Lee	3	1	1	2	2
Hughes	4	1	1	2	6
Davis	2	0	2	2	7
Carlyle	3	0	2	2	0
Stackhouse	4	0	2	2	2
Malone	2	1	0	1	2
McAdam	4	1	0	1	2
Sheppard	4	1	0	1	4
Marshall	3	0	1	1	0
Millen	3	0	1	1	0
Anderson	4	0	1	1	16
Hamilton	1	0	0	0	0
Holland	1	0	0	0	0
Faubert	2	0	0	0	2
Tallon	2	0	0	0	0
Bladon	3	0	0	0	6
Schutt	3	0	0	0	6
Stewart	3	0	0	0	0
Libett	4	0	0	0	0

WINNIPEG

PLAYER	GP	G	A	PTS	PIM
Wilson	4	3	2	5	0
Lukowich	4	1	3	4	4
Lindstrom	4	1	2	3	4
Marsh	2	1	1	2	0
Sullivan	4	1	1	2	2
Norwich	3	0	2	2	0
Moffat	2	1	0	1	0
Drouin	4	0	1	1	5
Melrose	4	0	1	1	2
Sjoberg	4	0	1	1	2
Amodeo	1	0	0	0	0
Bethel	1	0	0	0	0
Christian	1	0	0	0	0
Hamel	1	0	0	0	0
Hopkins	1	0	0	0	0
Hull	1	0	0	0	0
Manery	1	0	0	0	0
McTavish	1	0	0	0	0
Cory	2	0	0	0	0
Markell	2	0	0	0	0
Mattsson	1	0	0	0	0
Rioux	1	0	0	0	0
Smith	1	0	0	0	4
Dillon	2	0	0	0	0
Graves	2	0	0	0	12
Smith	1	0	0	0	4
Cameron	3	0	0	0	4
Lesuk	3	0	0	0	0
Mann	3	0	0	0	0
Stamler	3	0	0	0	0
Campbell	4	0	0	0	6
Bench					2

TOTAL	4	14	20	34	25-64	TOTAL	4	8	14	22	22-50
--------------	----------	-----------	-----------	-----------	--------------	--------------	----------	----------	-----------	-----------	--------------

GOALTENDERS

	GP	MP	GA	SO	SAVES	AVG	W-L-T
Greg Millen (P)	3	180	6	0	76	2.00	3-0-0
Rob Holland (P)	1	60	2	0	31	2.00	1-0-0
Pierre Hamel (W)	1	60	3	0	48	3.00	0-1-0
Markus Mattsson (W)	1	60	3(1)	0	20	3.00	0-1-0
Gary Smith (W)	2	120	6(1)	0	57	3.00	0-2-0

PLAYOFFS

SCORING SUMMARIES

1979-80	GP	W	L	PTS	GF	GA	PPG	SHG	PEN	PIM
PITTSBURGH	5	2	3	4	14	21	5	0	41	125
BOSTON	5	3	2	6	21	14	4	2	40	137

AT PITTSBURGH (1-1)

Apr. 8 PGH. 4 (Millen)
Apr. 10 PGH. 1 (Millen)
Apr. 12 BOS. 1 (Cheevers)
Apr. 13 BOS. 8 (Cheevers)
Apr. 14 PGH. 2 (Millen)

PITTSBURGH VS BOSTON

AT BOSTON (1-2)

at BOS. 2 (Cheevers)
at BOS. 4 (Cheevers)
at PGH. 4 (Millen)
at PGH. 3 (Millen)
at BOS. 6 (Cheevers)

(Boston wins Preliminary Round (3-2))

GOALS BY PERIODS

	1st	2nd	3rd	OVT	Total
PITTSBURGH	1	4	9		14
BOSTON	7	7	7		21

SHOTS BY PERIODS

	1st	2nd	3rd	OVT	Total
PITTSBURGH	28	45	44		117
BOSTON	50	56	53		159

PITTSBURGH

PLAYER	GP	G	A	PTS	PIM
Kehoe	5	2	5	7	0
Johnson	5	2	2	4	0
Lonsberry	5	2	1	3	2
Schutt	5	2	1	3	6
McAdam	5	1	2	3	9
Ferguson	5	0	3	3	4
Libett	5	1	1	2	0
Sheppard	5	1	1	2	0
Stewart	5	1	1	2	2
Anderson	5	0	2	2	14
Carlyle	5	1	0	1	4
Stackhouse	5	1	0	1	18
Bladon	1	0	1	1	0
Faubert	2	0	1	1	0
Lee	4	0	1	1	0
Marshall	1	0	0	0	0
Clackson	3	0	0	0	37
Davis	4	0	0	0	0
Tallon	4	0	0	0	4
Hughes	5	0	0	0	21

BOSTON

PLAYER	GP	G	A	PTS	PIM
Bourque	5	1	7	8	19
Foster	4	3	3	6	0
McNab	5	3	3	6	2
O'Reilly	5	2	3	5	22
Park	5	2	3	5	4
Chasman	5	2	2	4	2
MacTavish	5	2	2	4	7
Miller	5	2	2	4	4
Middleton	5	3	0	3	5
Secord	5	0	3	3	27
Marcotte	5	1	1	2	0
Lalonde	3	0	1	1	2
Milbury	5	0	1	1	13
Redmond	5	0	1	1	7
Wensink	1	0	0	0	0
Smith	2	0	0	0	0
Doak	3	0	0	0	0
Ratelle	3	0	0	0	0
Jonathan	4	0	0	0	2
Cheevers	5	0	0	0	0
McCrimmon	4	0	0	0	21
Bench					4

TOTAL	5	14	22	36	41-125	TOTAL	5	21	32	53	40-137
--------------	----------	-----------	-----------	-----------	---------------	--------------	----------	-----------	-----------	-----------	---------------

GOALTENDERS

	GP	MP	GA	SO	SAVES	AVG	W-L
Greg Millen (P)	5	300	21	0	138	4.20	2-3
Gerry Cheevers (B)	5	300	13(1)	0	103	2.60	3-2

1970 PLAYOFFS

DATE	CITY	RESULTS	WINNING GOAL	WINNING GOALIE
Apr. 8	at Pittsburgh	Penguins 2, Oakland 1	Harbaruk	Binkley
Apr. 9	at Pittsburgh	Penguins 3, Oakland 1	Boyer	Binkley
Apr. 11	at Oakland	Penguins 5, Oakland 2	Pronovost	Binkley
Apr. 12	at Oakland	Penguins 3, Oakland 2*	Briere	Binkley
(Pittsburgh wins series 4-0)				
Apr. 19	at St. Louis	St. Louis 3, Penguins 1	Goyette	Hall
Apr. 21	at St. Louis	St. Louis 4, Penguins 1	Keenan	Plante
Apr. 23	at Pittsburgh	Penguins 3, St. Louis 2	Briere	Binkley
Apr. 26	at Pittsburgh	Penguins 2, St. Louis 1	Briere	Smith
Apr. 28	at St. Louis	St. Louis 3, Penguins 0	St. Marseille	Plante
Apr. 30	at Pittsburgh	St. Louis 4, Penguins 3	Keenan	Hall
(St. Louis wins series 4-2)				

1972 PLAYOFFS

Apr. 5	at Chicago	Chicago 3, Penguins 1	Pappin	Esposito
Apr. 6	at Chicago	Chicago 3, Penguins 2	Maki	Esposito
Apr. 8	at Pittsburgh	Chicago 2, Penguins 0	Bordeleau	Smith
Apr. 9	at Pittsburgh	Chicago 6, Penguins 5*	Martin	Desjardins
(Chicago wins series 4-0)				

1975 PLAYOFFS

Apr. 8	at Pittsburgh	Penguins 4, St. Louis 3	Larouche	Inness
Apr. 10	at St. Louis	Penguins 5, St. Louis 3	Campbell	Inness
(Pittsburgh wins series 2-0)				
Apr. 13	at Pittsburgh	Penguins 5, NY Islanders 4	Burrows	Inness
Apr. 15	at Pittsburgh	Penguins 3, NY Islanders	MacDonald	Inness
Apr. 17	at NY Islanders	Penguins 6, NY Islanders 4	Apps	Inness
Apr. 20	at NY Islanders	NY Islanders 3, Penguins 1	Gillies	Resch
Apr. 22	at Pittsburgh	NY Islanders 4, Penguins 2	Westfall	Resch
Apr. 24	at NY Islanders	NY Islanders 4, Penguins 1	Howatt	Resch
Apr. 26	at Pittsburgh	NY Islanders 1, Penguins 0	Westfall	Resch
(NY Islanders win series 4-3)				

1976 PLAYOFFS

Apr. 6	at Toronto	Toronto 4, Penguins 1	McDonald	Thomas
Apr. 8	at Pittsburgh	Penguins 2, Toronto 0	MacDonald	Plasse
Apr. 9	at Toronto	Toronto 4, Penguins 0	McKenny	Thomas
(Toronto wins series 2-1)				

1977 PLAYOFFS

Apr. 5	at Pittsburgh	Toronto 4, Penguins 2	Williams	Thomas
Apr. 7	at Toronto	Penguins 6, Toronto 4	Malone	Herron
Apr. 9	at Pittsburgh	Toronto 5, Penguins 2	McDonald	Palmateer
(Toronto wins series 2-1)				

1979 PLAYOFFS

Apr. 10	at Buffalo	Penguins 4, Buffalo 3	Kindrachuk	Herron
Apr. 12	at Pittsburgh	Buffalo 3, Penguins 1	Richard	Sauve
Apr. 14	at Buffalo	Penguins 4, Buffalo 3*	Ferguson	Herron
(Pittsburgh wins series 2-1)				
Apr. 16	at Boston	Boston 6, Penguins 2	Milbury	Cheevers
Apr. 18	at Boston	Boston 4, Penguins 3	Miller	Cheevers
Apr. 21	at Pittsburgh	Boston 2, Penguins 1	Middleton	Cheevers
Apr. 22	at Pittsburgh	Boston 4, Penguins 1	Ratelle	Cheevers
(Boston wins series 4-0)				

1980 PLAYOFFS

Apr. 8	at Boston	Pittsburgh 4, Boston 2	Johnson	Millen
Apr. 10	at Boston	Boston 4, Pittsburgh 1	Marcotte	Cheevers
Apr. 12	at Pittsburgh	Penguins 4, Boston 1	Lonsberry	Millen
Apr. 13	at Pittsburgh	Boston 8, Pittsburgh 3	McNab	Cheevers
Apr. 14	at Boston	Boston 6, Pittsburgh 2	Foster	Cheevers
(Boston wins series 3-2)				

PITTSBURGH PLAYOFF CAREER SCORING

NAME	GP	G	A	PTS	PIM
Jean Pronovost	29	9	9	18	12
Ron Schock	29	2	12	14	23
Rick Kehoe	27	2	11	13	0
Ron Stackhouse	27	5	7	12	32
Pierre Larouche	15	2	9	11	2
Lowell MacDonald	15	6	4	10	8
Bob Kelly	15	6	3	9	23
Colin Campbell	19	2	7	9	51
Michel Briere	10	5	3	8	17
Syl Apps	19	4	4	8	23
Ken Schinkel	13	6	1	7	4
Vic Hadfield	12	5	2	7	11
Dean Prentice	10	2	5	7	8
Gary McAdam	12	3	3	6	9
Chuck Arnason	9	2	4	6	4
George Ferguson	12	2	4	6	4
Orest Kindrachuk	7	4	1	5	7
Rod Schutt	12	4	1	5	10
Ross Lonsberry	12	2	3	5	11
Gregg Sheppard	12	2	3	5	0
Tom Bladon	8	0	5	5	2
Nick Harbaruk	14	3	1	4	20
Mark Johnson	5	2	2	4	0
Duane Rupp	10	2	2	4	8
Dave Burrows	19	1	3	4	16
Keith McCreary	11	0	4	4	6
Peter Lee	11	0	4	4	0
Bob Leiter	4	3	0	3	0
Jim Hamilton	5	3	0	3	0
Blair Chapman	10	2	1	3	9
Wally Boyer	10	1	2	3	0
Greg Malone	10	1	2	3	12
Dunc McCallum	10	1	2	3	12
Bob Woytowich	10	1	2	3	2
Jim Morrison	8	0	3	3	10
Russ Anderson	10	0	3	3	28
Bryan Hextall	14	0	3	3	43
Stan Gilbertson	3	1	1	2	2
Nick Libett	5	1	1	2	0
Bob Stewart	5	1	1	2	2
Mario Faubert	5	1	1	2	2
Darryl Edestrand	4	0	2	2	0
Greg Polis	4	0	2	2	0
Glen Sather	10	0	2	2	17
Val Fonteyne	14	0	2	2	2
Pete Laframboise	9	1	0	1	0
Randy Carlyle	12	1	0	1	16
Pete Mahovlich	2	0	1	1	0
Don Awrey	3	0	1	1	0
Wayne Bianchin	3	0	1	1	6

PITTSBURGH PLAYOFF CAREER SCORING

NAME	GP	G	A	PTS	PIM
Jacques Cossette	3	0	1	1	4
Ed Van Impe	3	0	1	1	2
Tim Horton	4	0	1	1	2
Al McDonough	4	0	1	1	0
Eddie Shack	4	0	1	1	15
Barry Wilkins	6	0	1	1	4
Bob Paradise	7	0	1	1	17
Bob McManama	8	0	1	1	6
Dennis Owchar	8	0	1	1	6
Tracy Pratt	10	0	1	1	51
Paul Marshall	1	0	0	0	0
Mike Corrigan	2	0	0	0	0
Lex Hudson	2	0	0	0	0
Larry Bignell	3	0	0	0	2
Kim Clackson	3	0	0	0	37
Al Smith	3	0	0	0	0
Simon Nolet	3	0	0	0	0
Michel Plasse	3	0	0	0	0
Steve Cardwell	4	0	0	0	2
Kim Davis	4	0	0	0	0
Jim Rutherford	4	0	0	0	0
Dale Tallon	4	0	0	0	4
Pat Hughes	5	0	0	0	21
Greg Millen	5	0	0	0	0
Les Binkley	7	0	0	0	0
Bob Blackburn	7	0	0	0	4
Gary Inness	9	0	0	0	2
Denis Herron	10	0	0	0	5
Lew Morrison	13	0	0	0	0
Bryan Watson	14	0	0	0	38
Bench					6
TOTAL	41	101	160	261	702

PLAYOFF GOALTENDING

NAME	GP	MP	GF	GA	ENG	SO	SAVES	AVG	W-L
Les Binkley	7	428	18	15	0	0	183	2.10	5-2
Gary Inness	9	540	27	24	3	0	271	2.67	5-4
Michel Plasse	3	180	3	8	0	1	85	2.67	1-2
Al Smith	3	180	5	10	0	0	79	3.33	1-2
Denis Herron	10	601	26	35	3	0	300	3.49	3-7
Jim Rutherford	4	240	8	14	0	0	131	3.50	0-4
Greg Millen	5	300	8	14	0	0	138	4.20	2-3
TOTAL	41	2769	101	127	6	1	1187	2.75	17-24

PLAYOFF RECORDS TEAM RECORDS

MOST GOALS, BOTH TEAMS, ONE GAME: 11 - Chicago 6, Pittsburgh 5
(April 9, 1972)
FEWEST GOALS, BOTH TEAMS ONE GAME: 1 NY Islanders 1, Pittsburgh 0
(April 26, 1975)
MOST GOALS FOR, ONE GAME: 6 - at NY Islanders (April 17, 1975)
6 - at Toronto (April 7, 1977)
MOST GOALS AGAINST, ONE GAME: 8 - vs Boston (April 13, 1980)
FEWEST GOALS FOR, ONE GAME: 0 - vs Chicago (April 8, 1972) -0 -vs NY
Islanders (April 26, 1975) -0 - at St. Louis (April 28, 1970) -0 -at Toronto
(April 9, 1976)
FEWEST GOALS AGAINST, ONE GAME: 0 — vs Toronto (April 8, 1976)
MOST GOALS, BOTH TEAMS, ONE PERIOD: 6 - at NY Islanders (April 17, 1975)
(Pittsburgh 3, NY Islanders 3)
MOST GOALS FOR, ONE PERIOD: 4 - vs Chicago (April 9, 1972)
MOST GOALS AGAINST, ONE PERIOD: 5 - vs Boston (April 13, 1980)

PENALTY RECORDS - SERIES

MOST PENALTIES, BOTH TEAMS: 89 - (1970) Pittsburgh 49, St. Louis 40
MOST PENALTY MINUTES, BOTH TEAMS: 306 - (1970) Pittsburgh 162,
St. Louis 144
MOST PENALTIES, PITTSBURGH: 49 - (1970) vs St. Louis
MOST PENALTIES, OPPONENT: 40 - (1970) vs St. Louis
40 - (1975) vs NY Islanders - 40 - (1980) vs Boston
MOST PENALTY MINUTES, PITTSBURGH: 162 - (1970) vs St. Louis
MOST PENALTY MINUTES, OPPONENT: 144 - (1970) vs St. Louis

PENALTY RECORDS - GAME - BOTH TEAMS

MOST PENALTIES, HOME GAME: 17 - Pittsburgh 9, NY Islanders 8
(April 15, 1972) - Pittsburgh 9, Toronto 8 (April 8, 1977)
MOST PENALTIES, AWAY GAME: 30 - Pittsburgh 18, St. Louis 12 (April 19, 1970)
MOST PENALTY MINUTES, HOME GAME: 48 - Pittsburgh 29, Toronto 19
(April 9, 1977)
MOST PENALTY MINUTES, AWAY GAME: 149 - Pittsburgh 83, St. Louis 66
(April 19, 1970)

PENALTY RECORDS - PERIOD - BOTH TEAMS

MOST PENALTIES, ONE PERIOD: 16 - Pittsburgh 10, St. Louis 6 (April 19, 1970)
- Pittsburgh 8, Boston 8 (April 13, 1980)
MOST PENALTY MINUTES, ONE PERIOD: 82 - Pittsburgh 41, Boston 41
(April 13, 1980)

PENALTY RECORDS - PITTSBURGH

MOST PENALTIES, ONE GAME: 18 - at St. Louis (April 19, 1970)
MOST PENALTY MINUTES, ONE GAME: 83 - at St. Louis (April 19, 1970)
MOST PENALTIES, ONE PERIOD: 10 - at St. Louis (April 19, 1970)
MOST PENALTY MINUTES, ONE PERIOD: 40 - at St. Louis (April 19, 1970)

PENALTY RECORDS - OPPONENTS

MOST PENALTIES, ONE GAME: 14 - at Boston (April 13, 1980)
MOST PENALTY MINUTES, ONE GAME: 66 - at St. Louis (April 19, 1970)
MOST PENALTIES, ONE PERIOD: 8 - at Boston (April 13, 1980)
MOST PENALTY MINUTES, ONE PERIOD: 41 - at Boston (April 13, 1980)

INDIVIDUAL RECORDS

MOST YEARS IN PLAYOFFS: 5 - Ron Schock and 5 - Jean Pronovost
MOST GAMES IN PLAYOFFS: 29 - Ron Schock, 29 - Jean Pronovost,
27 - Ron Stackhouse, 27 - Rick Kehoe
MOST GOALS IN PLAYOFFS: 9 - Jean Pronovost, 6 - Lowell MacDonald,
6 - Bob Kelly, 6 - Ken Schinkel
MOST ASSISTS IN PLAYOFFS: 12 - Ron Schock, 11 - Rick Kehoe,
9 - Jean Pronovost, 9 - Pierre Larouche
MOST POINTS IN PLAYOFFS: 18 - Jean Pronovost, 14 - Ron Schock
13 - Rick Kehoe, 11 - Ron Stackhouse, 11 - Pierre Larouche,
10 - Lowell MacDonald
MOST PENALTY MINUTES IN PLAYOFFS: 51 - Tracy Pratt, 51 - Colin Campbell,
43 - Bryan Hextall, 38 - Bryan Watson
MOST POINTS, ONE PLAYOFF YEAR: 8 - Michel Briere (1970), 8 - Bob Kelly
(1975), 8 - Ron Stackhouse (1975), 7 - Jean Pronovost (1970), 7 - Dean Prentice
(1970), 7 - Ken Schinkel (1970), 7 - Pierre Larouche (1975), 7 - Rick Kehoe
(1980)
MOST GOALS, ONE PLAYOFF YEAR: 5 - Michel Briere (1970), 5 - Bob Kelly
(1975), 4 - Ken Schinkel (1970), 4 - Vic Hadfield (1975), 4 - Lowell MacDonald
(1975), 4 - Orest Kindrachuk (1979)
MOST ASSISTS, ONE PLAYOFF YEAR: 6 - Ron Schock (1970), 6 - Ron
Stackhouse (1975), 5 - Dean Prentice (1970), 5 - Pierre Larouche (1975)
5 - Rick Kehoe (1980)
MOST PENALTY MINUTES, ONE YEAR: 51 - Tracy Pratt (1970),
37 - Kim Clackson (1980),
34 - Bryan Hextall (1970), 30 - Colin Campbell (1979)
MOST GAMES PLAYED, GOALIE: 10 Denis Herron, 9 - Gary Inness
MOST MINUTES PLAYED, GOALIE: 601 - Denis Herron, 540 - Gary Inness
MOST POINTS, DEFENSEMAN, YEAR: 8 - Ron Stackhouse (1975)
MOST GOALS, DEFENSEMAN, YEAR: 2 - Duane Rupp (1970)
2 - Ron Stackhouse (1975)
MOST ASSISTS, DEFENSEMAN, YEAR: 6 - Ron Stackhouse (1975)
MOST POINTS, ONE SERIES: 7 - Rick Kehoe (1980)

1979-80 NHL STANDINGS PRINCE OF WALES CONFERENCE

NORRIS DIVISION

	GP	W	L	T	PTS	GF	GA
Montreal	80	47	20	13	107	328	240
Los Angeles	80	30	36	14	74	290	313
PITTSBURGH	80	30	37	13	73	251	303
Hartford	80	27	34	19	73	303	312
Detroit	80	26	43	11	63	268	306

ADAMS DIVISION

Buffalo	80	47	17	16	110	318	201
Boston	80	46	21	13	105	310	234
Minnesota	80	36	28	16	88	311	253
Toronto	80	35	40	5	75	304	327
Quebec	80	25	44	11	61	248	313

CLARENCE CAMPBELL CONFERENCE

PATRICK DIVISION

Philadelphia	80	48	12	20	116	327	254
NY Islanders	80	39	28	13	91	281	247
NY Rangers	80	38	32	10	86	308	284
Atlanta	80	35	32	13	83	282	269
Washington	80	27	40	13	67	261	293

SMYTHE DIVISION

Chicago	80	34	27	19	87	241	250
St. Louis	80	34	34	12	80	266	278
Vancouver	80	27	37	16	70	256	281
Edmonton	80	28	39	13	69	301	322
Winnipeg	80	20	49	11	51	214	314
Colorado	80	19	48	13	51	234	308

1980 STANLEY CUP PLAYOFFS

DATE	CITY	RESULT	WINNING GOAL	WINNING GOALIE
(PRELIMINARY ROUND)				
SERIES A				
Apr. 8	Philadelphia	Philadelphia 4, Edmonton 3*	Clarke	Peeters
Apr. 9	Philadelphia	Philadelphia 5, Edmonton 1	Clarke	Peeters
Apr. 11	Edmonton	Philadelphia 3, Edmonton 2**	Linesman	Myre
PHILADELPHIA wins Series A, 3 games to none				
SERIES B				
Apr. 8	Buffalo	Buffalo 2, Vancouver 1	Luce	Edwards
Apr. 9	Buffalo	Buffalo 6, Vancouver 0	Ramsey	Sauve
Apr. 11	Vancouver	Vancouver 5, Buffalo 4	Brasar	Bromley
Apr. 12	Vancouver	Buffalo 3, Vancouver 1	Perreault	Sauve
BUFFALO wins Series B, 3 games to 1				

SERIES C

Apr. 8	Montreal	Montreal 6, Hartford 1	Engblom	Herron
Apr. 9	Montreal	Montreal 8, Hartford 4	Gainey	Herron
Apr. 11	Hartford	Montreal 4, Hartford 3*	Lambert	Larocque

MONTREAL wins Series C, 3 games to none

SERIES D

Apr. 8	Boston	Pittsburgh 4, Boston 2	Johnson	Millen
Apr. 10	Boston	Boston 4, Pittsburgh 1	Marcotte	Cheevers
Apr. 12	Pittsburgh	Pittsburgh 4, Buffalo 1	Lonsberry	Millen
Apr. 13	Pittsburgh	Boston 8, Pittsburgh 3	McNab	Cheevers
Apr. 14	Boston	Boston 6, Pittsburgh 2	Foster	Cheevers

BOSTON wins Series D, 3 games to 2

SERIES E

Apr. 8	NY Islanders	NY Islanders 8, Los Angeles 1	Merrick	Smith
Apr. 9	NY Islanders	Los Angeles 6, NY Islanders 3	St. Laurent	Lessard
Apr. 11	Los Angeles	NY Islanders 4, Los Angeles 3*	Morrow	Smith
Apr. 12	NY Islanders	NY Islanders 6, Los Angeles 0	Howatt	Smith

NY ISLANDERS win Series E, 3 games to 1

SERIES F

Apr. 8	Minnesota	Minnesota 6, Toronto 3	Payne	Edwards
Apr. 9	Minnesota	Minnesota 7, Toronto 2	Sargent	Edwards
Apr. 11	Toronto	Minnesota 4, Toronto 3*	MacAdam	Melcohe

MINNESOTA wins Series F, 3 games to none

SERIES G

Apr. 8	Chicago	Chicago 3, St. Louis 2*	Lecuyer	Esposito
Apr. 9	Chicago	Chicago 5, St. Louis 1	Sedlbauer	Esposito
Apr. 11	St. Louis	Chicago 4, St. Louis 1	Sutter	Esposito

CHICAGO wins Series G, 3 games to none

SERIES H

Apr. 8	NY Rangers	NY Rangers 2, Atlanta 1*	Vickers	Davidson
Apr. 9	NY Rangers	NY Rangers 5, Atlanta 1	Hedberg	Davidson
Apr. 11	Atlanta	Atlanta 4, NY Rangers 2	Vail	Bouchard
Apr. 12	Atlanta	NY Rangers 5, Atlanta 2	Hospodar	Davidson

NY RANGERS wins Series H, 3 games to 1

(QUARTER-FINALS)

SERIES I

Apr. 16	Philadelphia	Philadelphia 2, NY Rangers 1	Wilson	Peeters
Apr. 17	Philadelphia	Philadelphia 4, NY Rangers 1	Barber	Peeters
Apr. 19	NY Rangers	Philadelphia 3, NY Rangers 0	Dailey	Peeters
Apr. 20	NY Rangers	NY Rangers 4, Philadelphia 2	Esposito	Davidson
Apr. 22	Philadelphia	Philadelphia 3, NY Rangers 1	Wilson	Peeters

PHILADELPHIA wins Series I, 4 games to 1

SERIES J

Apr. 16	Buffalo	Buffalo 5, Chicago 0	Van Boxmeer	Edwards
Apr. 17	Buffalo	Buffalo 6, Chicago 4	Gare	Sauve
Apr. 19	Chicago	Buffalo 2, Chicago 1	Dudley	Edwards
Apr. 20	Chicago	Buffalo 3, Chicago 2	Perreault	Sauve

BUFFALO wins Series J, 4 games to none

SERIES K

Apr. 16	Montreal	Minnesota 3, Montreal 0	Anderson	Meloche
Apr. 17	Montreal	Minnesota 4, Montreal 1	Payne	Meloche
Apr. 19	Minnesota	Montreal 5, Minnesota 0	DuPont	Larocque
Apr. 20	Minnesota	Montreal 5, Minnesota 1	Shutt	Larocque
Apr. 22	Montreal	Montreal 6, Minnesota 2	Shutt	Larocque
Apr. 24	Minnesota	Minnesota 5, Montreal 2	Shmyr	Meloche
Apr. 27	Montreal	Minnesota 3, Montreal 2	MacAdam	Meloche

MINNESOTA wins Series K, 4 games to 3

SERIES L

Apr. 16	Boston	NY Islanders 2, Boston 1*	Gillies	Smith
Apr. 17	Boston	NY Islanders 5, Boston 4*	Bourne	Smith
Apr. 19	NY Islanders	NY Islanders 5, Boston 3	Nystrom	Smith
Apr. 21	NY Islanders	Boston 4, NY Islanders 3*	O'Reilly	Cheevers
Apr. 22	Boston	NY Islanders 4, Boston 2	Gillies	Smith

NY ISLANDERS win Series L, 4 games to 1

(SEMI-FINALS)**SERIES M**

Apr. 29	Philadelphia	Minnesota 6, Philadelphia 5	Payne	Edwards
May 1	Philadelphia	Philadelphia 7, Minnesota 0	Holmgren	Myre
May 4	Minnesota	Philadelphia 5, Minnesota 3	Barber	Myre
May 6	Minnesota	Philadelphia 3, Minnesota 2	Barber	Myre
May 8	Philadelphia	Philadelphia 7, Minnesota 3	Dailey	Myre

PHILADELPHIA wins Series M, 4 games to 1

SERIES N

Apr. 29	Buffalo	NY Islanders 4, Buffalo 1	Bossy	Smith
May 1	Buffalo	NY Islanders 2, Buffalo 1*	Nystrom	Smith
May 3	NY Islanders	NY Islanders 7, Buffalo 4	Henning	Smith
May 6	NY Islanders	Buffalo 7, NY Islanders 4	Smith	Sauve
May 8	Buffalo	Buffalo 2, NY Islanders 4	Smith	Sauve
May 10	NY Islanders	NY Islanders 5, Buffalo 2	Lorimer	Smith

NY ISLANDERS win Series N, 4 games to 2

(FINALS)**SERIES O**

May 13	Philadelphia	NY Islanders 4, Philadelphia 3*	D. Potvin	Smith
May 15	Philadelphia	Philadelphia 8, NY Islanders 3	Barber	Peeters
May 17	NY Islanders	NY Islanders 6, Philadelphia 2	Trottier	Smith
May 19	NY Islanders	NY Islanders 5, Philadelphia 2	Trottier	Smith
May 22	Philadelphia	Philadelphia 6, NY Islanders 3	MacLeish	Peeters
May 24	NY Islanders	NY Islanders 5, Philadelphia 4*	Nystrom	Smith

NY ISLANDERS win Stanley Cup, 4 games to 2

* - Overtime

** - Overtime

PLAYOFF SCORING LEADERS

NAME — TEAM	GP	G	A	PTS
Bryan Trottier, NY Islanders	21	12	17	29
Mike Bossy, NY Islanders	16	10	13	23
Ken Linesman, Philadelphia	17	4	18	22
Bill Barber, Philadelphia	19	12	9	21
Gil Perreault, Buffalo	14	10	11	21
Paul Holmgren, Philadelphia	18	10	10	20
Bob Bourne, NY Islanders	21	10	10	20
Bobby Clarke, Philadelphia	19	8	12	20
Butch Goring, NY Islanders	21	7	12	19
Denis Potvin, NY Islanders	21	6	13	19

LEADERS

GOALS	Bryan Trottier, NY Islanders 12
	Bill Barber, Philadelphia 12
ASSISTS	Ken Linesman, Philadelphia 18
	Bryan Trottier, NY Islanders 17
POINTS	Bryan Trottier, NY Islanders 29
	Mike Bossy, NY Islanders 23
PENALTY MINUTES	Gord Lane, NY Islanders 85
	Garry Howatt, NY Islanders 84
POWER PLAY GOALS	Mike Bossy, NY Islanders 6
	Bob Bourne, NY Islanders 5
SHORTHANDED GOALS	Lorne Henning, NY Islanders 3
	Bill Barber, Philadelphia 3
WINNING GOALS	Bill Barber, Philadelphia 4
	Bob Nystrom, NY Islanders 3
	Steve Payne, Minnesota 3
OVERTIME GOALS	Bob Nystrom, NY Islanders 2
MINUTES PLAYED	Bill Smith, NY Islanders 1198
	Pete Peeters, Philadelphia 799
SHUTOUTS	Bob Sauve, Buffalo 2
	Six players with 1
WINS	Bill Smith, NY Islanders 15
	Pete Peeters, Philadelphia 8
LOSSES	Gerry Cheevers, Boston 6
	John Davidson, NY Rangers 5
	Pete Peeters, Philadelphia 5

PLAYOFF GOALTENDING LEADERS

NAME — TEAM	GP	MP	GA	AVG
Bob Sauve, Buffalo	8	501	17	2.04
Michel Larocque, Montreal	5	300	11	2.20
Tony Esposito, Chicago	6	373	14	2.25
John Davidson, NY Rangers	9	541	21	2.33
Phil Myre, Philadelphia	6	384	16	2.50
Pete Peeters, Philadelphia	13	799	37	2.78
Bill Smith, NY Islanders	20	1198	56	2.80

ALL TIME GOALTENDING VS PITTSBURGH

MINUTES PLAYED		GOALS AGAINST	
Rogie Vachon	3461	Rogie Vachon	164
Tony Esposito	2340	Gilles Meloche	107
Cesare Maniago	2199	Cesare Maniago	105
Bernie Parent	2160	Gary Smith	105
Ed Giacomini	1900	Tony Esposito	95
Gary Smith	1861	Jim Rutherford	84
Doug Favell	1673	Phil Myre	83
Phil Myre	1560	Ron Low	81
Gilles Meloche	1560	Doug Favell	79
Gerry Cheevers	1480	Ed Giacomini	73

SHUTOUTS		AVERAGE	
Bernie Parent	10	Ernie Wakely	1.80
Rogie Vachon	7	Bernie Parent	1.97
Ed Giacomini	7	Bruce Gamble	2.04
Cesare Maniago	5	Glenn Hall	2.18
Bruce Gamble	5	Roy Edwards	2.24
Tony Esposito	4	Ed Giacomini	2.31
Ernie Wakely	4	Jacques Plante	2.44
Gerry Cheevers	3	Tony Esposito	2.44
Gerry Desjardins	3	Don Bouchard	2.45
Doug Favell	2	Gerry Cheevers	2.51
Dan Bouchard	2		
Gary Smith	2		

WINS		LOSSES	
Rogie Vachon	31	Rogie Vachon	19
Tony Esposito	23	Gary Smith	18
Bernie Parent	21	Gilles Meloche	16
Ed Giacomini	20	Jim Rutherford	14
Cesare Maniago	18	Doug Favell	13
Michel Larocque	16	Gerry Desjardins	13
Gerry Cheevers	15	Cesare Maniago	12
Ken Dryden	15	Ron Low	10
Ed Johnston	13	Phil Myre	10
Roger Crozier	11	Tony Esposito	10

LIFETIME SHUTOUTS VS PITTSBURGH

DATE	TEAM	SCORE	CITY	SAVES
10 - Bernie Parent - Philadelphia & Toronto				
Oct. 17, 1968	Philadelphia	3-0	at Philadelphia	20
Dec. 21, 1969	Philadelphia	4-0	at Philadelphia	28
Oct. 17, 1970	Philadelphia	0-0	at Pittsburgh	30
Feb. 23, 1972	Toronto	2-0	at Toronto	34
Oct. 27, 1973	Philadelphia	6-0	at Pittsburgh	23
Nov. 4, 1973	Philadelphia	7-0	at Philadelphia	29
Dec. 22, 1974	Philadelphia	4-0	at Pittsburgh	24
Mar. 13, 1975	Philadelphia	6-0	at Philadelphia	22
Oct. 28, 1976	Philadelphia	3-0	at Philadelphia	21
Oct. 20, 1977	Philadelphia	11-0	at Philadelphia	20
7 - Ed Giacomini - New York Rangers				
Mar. 17, 1968	NY Rangers	3-0	at New York	20
Mar. 8, 1970	NY Rangers	0-0	at New York	25
Mar. 18, 1970	NY Rangers	2-0	at Pittsburgh	30
Feb. 20, 1971	NY Rangers	2-0	at Pittsburgh	37
Feb. 27, 1971	NY Rangers	4-0	at Pittsburgh	26
Jan. 7, 1973	NY Rangers	3-0	at New York	24
Nov. 18, 1973	NY Rangers	7-0	at New York	33
7 - Rogie Vachon - Los Angeles				
Jan. 16, 1974	Los Angeles	2-0	at Pittsburgh	34
Jan. 26, 1974	Los Angeles	2-0	at Pittsburgh	25
Oct. 28, 1974	Los Angeles	2-0	at Los Angeles	23
Nov. 23, 1974	Los Angeles	0-0	at Pittsburgh	32
Mar. 22, 1975	Los Angeles	4-0	at Los Angeles	31
Oct. 30, 1975	Los Angeles	4-0	at Los Angeles	21
Mar. 2, 1977	Los Angeles	5-0	at Pittsburgh	26
5 - Cesare Maniago - Minnesota				
Mar. 23, 1968	Minnesota	3-0	at Minnesota	31
Dec. 12, 1970	Minnesota	1-0	at Pittsburgh	35
Mar. 13, 1971	Minnesota	0-0	at Pittsburgh	31
Oct. 28, 1971	Minnesota	2-0	at Minnesota	35
Feb. 20, 1972	Minnesota	2-0	at Minnesota	40
5 - Bruce Gamble - Toronto & Philadelphia				
Jan. 13, 1968	Toronto	7-0	at Toronto	33
Jan. 25, 1969	Toronto	2-0	at Pittsburgh	30
Dec. 6, 1969	Toronto	5-0	at Toronto	25
Jan. 17, 1970	Toronto	4-0	at Toronto	38
Jan. 30, 1972	Philadelphia	4-0	at Philadelphia	33
4 - Tony Esposito - Chicago				
Dec. 27, 1969	Chicago	3-0	at Pittsburgh	30
Jan. 14, 1970	Chicago	5-0	at Chicago	28
Feb. 7, 1971	Chicago	1-0	at Chicago	28
Dec. 19, 1979	Chicago	0-0	at Chicago	37
4 - Ernie Wakely - St. Louis				
Nov. 13, 1969	St. Louis	4-0	at St. Louis	25
Jan. 3, 1970	St. Louis	6-0	at St. Louis	26
Nov. 19, 1970	St. Louis	1-0	at Pittsburgh	20
Jan. 22, 1972	St. Louis	1-0	at St. Louis	25
3 - Gerry Cheevers - Boston				
Oct. 19, 1969	Boston	4-0	at Boston	26
Feb. 14, 1970	Boston	3-0	at Pittsburgh	35
Nov. 24, 1976	Boston	4-0	at Pittsburgh	34
3 - Gerry Desjardins - Los Angeles & Buffalo				
Jan. 18, 1969	Los Angeles	4-0	at Los Angeles	30
Oct. 22, 1969	Los Angeles	2-0	at Los Angeles	25
Jan. 11, 1976	Buffalo	6-0	at Buffalo	28

2 - Dan Bouchard - Atlanta				
Jan. 18, 1978	Atlanta	1-0	at Atlanta	25
Nov. 3, 1978	Atlanta	2-0	at Atlanta	25
2 - Doug Favell - Philadelphia				
Oct. 17, 1967	Philadelphia	1-0	at Philadelphia	17
Nov. 9, 1968	Philadelphia	3-0	at Pittsburgh	37
2 - Gary Smith - California & Chicago				
Dec. 27, 1967	California	0-0	at Pittsburgh	34
Jan. 8, 1972	Chicago	4-0	at Pittsburgh	24
1 - Roger Crozier - Buffalo				
Nov. 12, 1972	Buffalo	1-0	at Buffalo	18
1 - Michel Dion - Quebec				
Feb. 24, 1980	Quebec	2-0	at Quebec	33
1 - Ken Dryden - Montreal				
Apr. 2, 1975	Montreal	6-0	at Montreal	23
1 - Don Edwards - Buffalo				
Feb. 7, 1980	Buffalo	9-0	at Buffalo	25
1 - Gary Edwards - Cleveland				
Feb. 3, 1977	Cleveland	0-0	at Cleveland	22
1 - Roy Edwards - Detroit				
Feb. 20, 1969	Detroit	3-0	at Detroit	26
1 - Gilles Gilbert - Boston				
Mar. 27, 1977	Boston	3-0	at Boston	11
1 - Doug Grant - Detroit				
Dec. 15, 1973	Detroit	2-0	at Pittsburgh	36
1 - Glen Hall - St. Louis				
Feb. 12, 1969	St. Louis	2-0	at St. Louis	32
1 - Ed Johnston - Boston				
Mar. 2, 1969	Boston	4-0	at Boston	19
1 - Michel Larocque - Montreal				
Feb. 22, 1979	Montreal	12-0	at Montreal	25
1 - Mario Lessard - Los Angeles				
Mar. 7, 1979	Los Angeles	4-0	at Pittsburgh	26
1 - Bill McKenzie - Colorado				
Mar. 28, 1980	Colorado	2-2	at Colorado	30
1 - Mike Palmateer - Toronto				
Mar. 11, 1979	Toronto	4-0	at Toronto	39
1 - Pete Peeters - Philadelphia				
Feb. 2, 1980	Philadelphia	4-0	at Pittsburgh	30
1 - Jacques Plante - St. Louis				
Nov. 19, 1969	St. Louis	4-0	at Pittsburgh	18
1 - Glenn Resch - NY Islanders				
Mar. 2, 1980	NY Islanders	0-0	at Pittsburgh	22
1 - Terry Sawchuk - New York Rangers				
Feb. 1, 1970	NY Rangers	6-0	at New York	29
1 - Wayne Stephenson - Philadelphia				
Mar. 13, 1977	Philadelphia	4-0	at Philadelphia	22
1 - Wayne Thomas - Toronto				
Jan. 11, 1977	Toronto	2-0	at Pittsburgh	30
1 - Dunc Wilson - Toronto				
Nov. 3, 1973	Toronto	6-0	at Toronto	33
1 - Lorne Worsley - Montreal				
Feb. 16, 1969	Montreal	4-0	at Pittsburgh	36
1 - Ron Low & Jacques Plante - Toronto - combined shutout				
Dec. 29, 1972	Toronto	4-0	at Pittsburgh	42
Low played all but 24 seconds of game				

PITTSBURGH LIFETIME SHUTOUTS

DATE	SCORE	OPPONENT	SAVES
11 - Les Binkley			
Nov. 4, 1967	1-0	at California	31
Dec. 23, 1967	4-0	vs Minnesota	23
Dec. 27, 1967	0-0	vs California	24
Jan. 28, 1968	1-0	at Boston	33
Feb. 9, 1968	2-0	vs St. Louis	22
Mar. 30, 1968	2-0	vs Philadelphia (Quebec)	23
Nov. 12, 1969	3-0	at Toronto	31
Dec. 10, 1969	2-0	at Los Angeles	29
Mar. 25, 1970	2-0	vs Minnesota	25
Oct. 17, 1970	0-0	vs Philadelphia	24
Mar. 3, 1971	4-0	vs Montreal	33
5 - Dunc Wilson			
Nov. 13, 1976	1-0	vs Philadelphia	25
Nov. 21, 1976	5-0	vs Chicago	25
Jan. 19, 1977	3-0	at Vancouver	21
Jan. 27, 1977	3-0	at New York Rangers	30
Feb. 3, 1977	0-0	at Cleveland	22
4 - Greg Millen			
Dec. 13, 1978	3-0	vs St. Louis	33
Jan. 16, 1979	5-0	vs Minnesota	25
Dec. 19, 1979	0-0	at Chicago	29
Mar. 30, 1980	4-0	vs Washington	28
4 - Al Smith			
Feb. 26, 1970	1-0	vs Los Angeles	30
Mar. 8, 1970	0-0	at New York Rangers	33
Dec. 8, 1970	4-0	vs Toronto	29
Mar. 13, 1971	0-0	vs Minnesota	20
4 - Jim Rutherford			
Feb. 17, 1972	2-0	at Buffalo	23
Jan. 20, 1973	3-0	vs Boston	26
Feb. 20, 1973	4-0	at New York Islanders	34
Feb. 24, 1973	2-0	vs Chicago	32
3 - Denis Herron			
Oct. 17, 1972	5-0	at New York Islanders	24
Oct. 24, 1972	4-0	at Vancouver	23
Mar. 9, 1977	3-0	vs Colorado	32
2 - Gary Inness			
Nov. 17, 1974	6-0	vs Washington	26
Nov. 23, 1974	0-0	vs Los Angeles	30
2 - Joe Daley			
Feb. 19, 1969	3-0	vs Boston	41
Mar. 23, 1969	5-0	vs Minnesota	32
2 - Michel Plasse			
Mar. 6, 1976	5-0	vs Minnesota	18
Mar. 28, 1976	3-0	vs Detroit	29
1 - Rob Holland			
Mar. 2, 1980	0-0	vs NY Islanders	24
1 - Andy Brown			
Mar. 24, 1974	8-0	vs Detroit	23
1 - Hank Bassen			
Nov. 15, 1967	5-0	vs Philadelphia	27

LIFETIME HAT TRICKS VS PITTSBURGH

NAME - TEAM	DATE	GOALIE
3 - Stan Mikita - Chicago	Dec. 6, 1967	Binkley (3) & Bassen (1) **
	Feb. 11, 1970	Smith
	Feb. 10, 1974	Inness
3 - Phil Esposito - Boston	Dec. 15, 1968	Daley
	Dec. 6, 1970	Binkley
	Mar. 6, 1971	Smith
2 - Brad Park - NY Rangers	Dec. 12, 1971	Rutherford
	Feb. 12, 1972	Rutherford
2 - Dave Keon - Toronto	Jan. 17, 1970	Binkley
	Nov. 20, 1974	Inness
2 - Guy Lafleur - Montreal	Dec. 7, 1974	Johnson
	Jan. 26, 1975	Plasse **
2 - Claude Larose - Montreal	Feb. 28, 1974	Inness **
- St. Louis	Feb. 8, 1977	Wilson
2 - Darryl Sittler - Toronto	Jan. 16, 1980	Millen
	Mar. 5, 1980	Holland
1 - Dave Balon - NY Rangers	Feb. 1, 1970	Smith
1 - Jean Beliveau - Montreal	Mar. 16, 1968	Bassen (2) & ENG
1 - Rick Blight - Vancouver	Oct. 6, 1976	Laxton **
1 - Gene Carr - NY Rangers	Dec. 17, 1972	Herron
1 - Yvan Cournoyer - Montreal	Nov. 13, 1975	Inness
1 - Jordy Douglas - Hartford	Jan. 17, 1980	Millen
1 - Dick Duff - Montreal	Feb. 16, 1968	Binkley
1 - Mike Foligno - Detroit	Jan. 31, 1980	Millen
1 - Danny Gare - Buffalo	Feb. 7, 1980	Millen
1 - Stan Gilbertson - Washington	Apr. 6, 1975	Johnson **
1 - Bill Goldsworthy - Minnesota	Mar. 23, 1974	Inness
1 - Butch Goring - Los Angeles	Nov. 24, 1977	Herron
1 - Wayne Gretzky - Edmonton	Mar. 21, 1980	Millen
1 - Dennis Hextall - Minnesota	Mar. 7, 1973	Brown
1 - Ken Hodge - Boston	Feb. 3, 1974	Brown
1 - Rejean Houle - Montreal	Jan. 17, 1973	Newton
1 - Gordie Howe - Detroit	Nov. 2, 1969	Smith
1 - Bobby Hull - Chicago	Nov. 14, 1968	Binkley
1 - Ted Irvine - St. Louis	Feb. 29, 1976	Inness
1 - Bobby Lalonde - Vancouver	Mar. 17, 1973	Brown (2) & Newton (1)
		Holland
1 - Pierre Larouche - Montreal	Oct. 25, 1979	Holland
1 - Blair MacDonald - Edmonton	Jan. 19, 1980	Millen
1 - Richard Martin - Buffalo	Jan. 3, 1974	Rutherford
1 - Dennis Maruk - California	Nov. 18, 1975	Inness **
1 - Dale McCourt - Detroit	Feb. 18, 1979	Millen (2) & Herron (1)
		Binkley
1 - Ab McDonald - St. Louis	Nov. 19, 1969	Inness
1 - H. Monahan - Washington	Nov. 12, 1975	Herron
1 - Wilf Paiement - Colorado	Feb. 6, 1977	Herron (2) & Millen (1)
1 - Darcy Rota - Atlanta	Apr. 1, 1979	Herron
1 - Don Saleski - Philadelphia	Mar. 13, 1977	Newton
1 - Eddie Shack - Buffalo	Mar. 31, 1971	Newton
1 - Brian Spencer - Toronto	Jan. 9, 1971	Smith
1 - Norm Ullman - Toronto	Dec. 28, 1971	Binkley (2) & ENG
		Newton
1 - Mike Walton - Boston	Feb. 10, 1973	Newton

PLAYOFF HAT TRICKS

1 - Frank St. Marseille - St. Louis	Apr. 28, 1970	Smith
1 - Bobby Hull - Chicago	Apr. 9, 1972	Rutherford
1 - Lanny McDonald - Toronto	Apr. 9, 1977	Herron
** - Four Goal Game		

PITTSBURGH ALL-TIME HAT TRICKS

NAME	DATE	GOALIE
4 - Lowell MacDonald	Nov. 15, 1972 vs Minnesota	Gilbert
	Nov. 13, 1973 vs Minnesota	Maniago
	Mar. 27, 1974 vs Minnesota	Worsley
	Feb. 21, 1976 vs Chicago	Villemure
4 - Pierre Larouche	Mar. 12, 1975 vs Boston	Gilbert
	Feb. 8, 1976 at Vancouver	Smith (2) & Lockett (1)
	Feb. 21, 1976 vs Chicago	Villemure
	Feb. 19, 1977 at Toronto	Palmateer (1) & Thomas (2)
3 - Jean Pronovost	Feb. 26, 1975 vs Washington	Belhumeur
	Nov. 12, 1975 at Washington	Wolfe
	Feb. 19, 1976 vs Toronto	Favell
3 - Rick Kehoe	Feb. 15, 1975 at Toronto	Favell
	Feb. 19, 1976 vs Toronto	Favell
	Oct. 6, 1976 vs Vancouver	Maniago (2) & Ridley (1)
3 - Al McDonough	Oct. 11, 1972 at St. Louis	Stephenson
	Nov. 18, 1972 vs Atlanta	Myre
	Nov. 22, 1972 vs St. Louis	Stephenson
2 - Syl Apps	Dec. 13, 1972 vs NY Islanders	Desjardins
	Dec. 17, 1975 at California	Meloche
2 - Bob Kelly	Mar. 24, 1974 vs Detroit	Grant
	Dec. 17, 1975 at California	Meloche
2 - Ken Schinkel	Oct. 21, 1967 vs Chicago	Dejordy
	Feb. 4, 1970 vs Minnesota	Maniago (1) & Broderick (2)
1 - Andy Bathgate	Oct. 18, 1967 vs Minnesota	Maniago (2) & Bauman (1)
1 - Wayne Bianchin	Dec. 31, 1977 vs Cleveland	Edwards
1 - Blair Chapman	Nov. 16, 1977 at Minnesota	Lopresti
1 - Stan Gilbertson	Jan. 18, 1976 vs NY Rangers	Wilson (1) & Soetart (2)
		Plasse
1 - Orest Kindrachuk	Mar. 4, 1979 at Colorado	Smith (2) & Daley (1)
1 - Bob Leiter	Dec. 1, 1971 vs Detroit	Daley (1)
		Low
1 - Pete Mahovlich	Nov. 30, 1977 vs Detroit	Soetart
1 - Greg Malone	Mar. 28, 1979 vs NY Rangers	Dion
1 - Gary McAdam	Nov. 28, 1979 vs Quebec	Rutherford
1 - Duane Rupp	Mar. 24, 1971 vs Detroit	Low
1 - Eddie Shack	Nov. 29, 1972 vs Toronto	McLeod (2)
1 - Glen Sather	Dec. 19, 1970 vs Detroit	& ENG
1 - Ron Stackhouse	Mar. 18, 1979 at NY Rangers	Thomas

PLAYOFF HAT TRICKS

1 - Ken Schinkel	Apr. 11, 1970 at Oakland	Smith
------------------	--------------------------	-------

1979-80 AWARD WINNERS

STANLEY CUP NY Islanders
 PRINCE OF WALES TROPHY Buffalo Sabres
 CLARENCE S. CAMPBELL BOWL Philadelphia Flyers
 HART MEMORIAL TROPHY Wayne Gretzky, Edmonton
 CALDER MEMORIAL TROPHY... Raymond Bourque, Boston
 JAMES NORRIS MEMORIAL TROPHY Larry Robinson,
 Montreal
 ART ROSS TROPHY Marcel Dionne, Los Angeles
 CONN SMYTHE TROPHY Bryan Trottier, NY Islanders
 LADY BYNG TROPHY Wayne Gretzky, Edmonton
 BILL MASTERTON TROPHY Al MacAdam, Minnesota
 JACK ADAMS MEMORIAL TROPHY Pat Quinn,
 Philadelphia
 FRANK J. SELKE TROPHY Bob Gainey, Montreal

ALL STARS

First Team Second Team

GOALIE

TONY ESPOSITO DON EDWARDS
Chicago *Buffalo*

DEFENSE

LARRY ROBINSON BORJE SALMING
Montreal *Toronto*

RAYMOND BOURQUE JIM SCHOENFELD
Boston *Buffalo*

CENTER

MARCEL DIONNE WAYNE GRETZKY
Los Angeles *Edmonton*

LEFT WING

CHARLIE SIMMER STEVE SHUTT
Los Angeles *Montreal*

RIGHT WING

GUY LAFLEUR DANNY GARE
Montreal *Buffalo*

(SELECTED BY PROFESSIONAL HOCKEY WRITERS' ASSOCIATION)

PENGUIN AWARD WINNERS

MICHEL BRIERE MEMORIAL TROPHY ROOKIE OF THE YEAR
 1979-80 Paul Marshall
 1978-79 Greg Millen & Rod Schutt
 1977-78 Peter Lee
 1976-77 Greg Malone
 1974-75 Pierre Larouche
 1973-74 Ron Lalonde
 1971-72 Dave Burrows
 1970-71 Greg Polis
 1969-70 Michel Briere
 1968-69 Jean Pronovost
 1967-68 Les Binkley

BILL McCracken AWARD UNSUNG HERO
 1979-80 Russ Anderson
 1978-79 George Ferguson
 1977-78 Dave Schultz
 1976-77 Wayne Bianchin
 1975-76 Ron Stackhouse
 1974-75 Gary Inness
 1973-74 Ron Schock
 1972-73 Lowell MacDonald
 1970-71 Bob Blackburn
 1969-70 Val Fonteyne

MAX UNGER AWARD LEADING POINT SCORER
 1979-80 Rick Kehoe
 1978-79 Greg Malone
 1977-78 Jean Pronovost
 1976-77 Jean Pronovost
 1975-76 Pierre Larouche
 1974-75 Ron Schock
 1973-74 Syl Apps
 1972-73 Syl Apps
 1971-72 Syl Apps
 1970-71 Bryan Hextall
 1969-70 Dean Prentice
 1968-69 Ken Schinkel
 1967-68 Andy Bathgate

MUNSINGWEAR AWARD PLAYER'S PLAYER
 1979-80 Rick Kehoe
 1978-79 Greg Malone
 1977-78 Denis Herron
 1976-77 Denis Herron
 1975-76 Jean Pronovost
 1974-75 Ron Schock
 1973-74 Jean Pronovost
 1972-73 Lowell MacDonald
 1971-72 Jean Pronovost

1970-71 Jean Pronovost
 1969-70 Jean Pronovost & Dean Prentice
 1968-69 Val Fonteyne

BUDWEISER AWARD MOST VALUABLE PLAYER
 1979-80 George Ferguson
 1978-79 Ron Stackhouse & Orest Kindrachuk
 1977-78 Pete Mahovlich
 1976-77 Dunc Wilson
 1975-76 Pierre Larouche
 1974-75 Ron Schock & Ron Stackhouse
 1973-74 Syl Apps, Dave Burrows, Jean Pronovost & Lowell MacDonald
 1972-73 Dave Burrows
 1971-72 Jean Pronovost
 1970-71 Ron Schock
 1969-70 Jean Pronovost
 1968-69 Keith McCreary
 1967-68 Les Binkley

JAMES G. BALMER AWARD CONTRIBUTION TO HOCKEY IN PITTSBURGH
 1979-80 Mark Johnson
 1978-79 Baz Bastien
 1977-78 Pete Mahovlich
 1975-76 Ken Schinkel
 1974-75 Jack Button
 1973-74 Lowell MacDonald
 1972-73 Jack Riley
 1971-72 Pittsburgh Penguin Partners
 1970-71 Michel Briere
 1969-70 Red Kelly
 1968-69 Jimmy Jordan
 1966-67 Baz Bastien

PEPI-COLA AWARD OUTSTANDING DEFENSEMAN
 1979-80 Ron Stackhouse

BOOSTER CLUB AWARD STAR OF GAME LEADER
 1979-80 George Ferguson
 1978-79 Randy Carlyle
 1977-78 Denis Herron
 1976-77 Dunc Wilson
 1975-76 Dave Burrows
 1974-75 Vic Hadfield

PENGUINS ON THE ROAD

BOSTON BRUINS

G.M. - Harry Sinden
 Coach - Gerry Cheevers
 P. R. - Nate Greenberg
 Arena - Boston Gardens (14,597)
 150 Causeway St.
 Boston, Massachusetts 02114
 Phone - (617) 227-3209
 Hotel - Cambridge Sonesta
 Phone - (617) 491-3600

BUFFALO SABRES

G. M. - Scotty Bowman
 Coach - Scotty Bowman
 P. R. - Paul Wieland
 Arena - Memorial Aud (16,433)
 140 Main St.
 Buffalo, New York 14202
 Phone - (716) 856-7300
 Hotel - Statler Hilton
 Phone - (716) 856-1000

CALGARY FLAMES

G.M. - Cliff Fletcher
 Coach - Al MacNeil
 P. R. - Al Coates
 Arena - Stampede Corral (6,492)
 P.O. Box 1540 Station M
 Calgary, Alberta T2P 3B9
 Phone - (403) 233-8383
 Hotel - The Palliser
 Phone - (403) 266-8621

CHICAGO BLACK HAWKS

G. M. - Bob Pulford
 Coach - Keith Magnuson
 P. R. Don Murphy
 Arena - Chicago Stadium (17,100)
 1840 W. Madison Avenue
 Chicago, Illinois 60612
 Phone - (312) 733-5300
 Hotel - Marriott Downtown
 Phone - (312) 836-0100

COLORADO ROCKIES

G. M. - Ray Miron
 Coach - Bill MacMillan
 P. R. - Kevin O'Brien
 Arena - McNichols Arena (16,401)
 One McNichols Plaza
 Denver, Colorado 80204
 Phone - (303) 573-1800
 Hotel - Denver Hilton
 Phone (303) 893-3333

DETROIT RED WINGS

G. M. - Jim Skinner
 Coach - Ted Lindsay
 P. R. - Bud Lynch/Al Blade
 Arena - Joe Louis Arena (19,275)
 600 Civic Center Dr.
 Detroit, Michigan 48226
 Phone - (313) 963-8400
 Hotel - Plaza Hotel
 Phone - (313) 568-8000

EDMONTON OILERS

G. M. - Glen Sather
 Coach - Glen Sather/Bryan Watson
 P. R. - Bill Tuele
 Arena - Edmonton Coliseum (15,248)
 7424 11874 Avenue
 Edmonton, Alberta T5B 4M9
 Phone - (403) 474-8561
 Hotel - Edmonton Plaza
 Phone - (403) 426-3636

HARTFORD WHALERS

G. M. Jack Kelley
 Coach - Don Blackburn
 P. R. - Bob Casey
 Arena - Hartford Civic Center (14,510)
 One Civic Center Plaza
 Hartford, Connecticut 06103
 Phone - (203) 728-3366
 Hotel - Sheraton Hartford
 Phone - (203) 728-5151

LOS ANGELES KINGS

G. M. - George Maguire
 Coach - Bob Berry
 P. R. - John Wolf
 Arena - The Forum (16,005)
 3900 W. Manchester Blvd.
 Inglewood, California 90301
 Phone - (213) 674-6000
 Hotel - Marriott Airport
 Phone - (213) 641 - 5700

MINNESOTA NORTH STARS

G. M. - Lou Nanne
 Coach - Glen Sonmor
 P. R. - Dick Dillman
 Arena - Met Sports Center (15,184)
 7901 Cedar Avenue, North
 Bloomington, Minnesota 55420
 Phone - (612) 854-4411
 Hotel - Registry Hotel
 Phone - (612) 854-2244

MONTREAL CANADIENS

G. M. - Irving Grundman
 Coach - Claude Ruel
 P. R. - Claude Mouton
 Arena - Montreal Forum (18,350)
 2313 St. Catherine St. West
 Montreal, Quebec H3H 1N2
 Phone - (514) 932-6131
 Hotel - Lemoyne Manoir
 Phone - (514) 931-8861

NEW YORK ISLANDERS

G. M. - Bill Torrey
 Coach - Al Arbour
 P. R. - Jim Higgins
 Arena - Nassau Coliseum (15,317)
 Hempstead Turnpike
 Uniondale, New York 11553
 Phone - (516) 694-5522
 Hotel - Sheraton Laguardia
 Phone - (212) 446-4800
 Hotel - Island Inn
 Phone - (516) 741-4500

NEW YORK RANGERS

G. M. - Craig Patrick
 Coach - Fred Shero
 P. R. - John Halligan
 Arena - Madison Sq. Garden (17,500)
 4 Pennsylvania Plaza
 New York, New York 10001
 Phone - (212) 563-8000
 Hotel - New York Statler
 Phone - (212) 736-5000

PHILADELPHIA FLYERS

G. M. - Keith Allen
 Coach - Pat Quinn
 P. R. - Joe Kadlec
 Arena - The Spectrum (17,077)
 Pattison Place
 Philadelphia, PA 19148
 Phone - (215) 465-4500
 Hotel - Stadium Hilton
 Phone - (215) 755-9500

QUEBEC NORDIQUES

G. M. - Maurice Filion
 Coach - Maurice Filion
 P. R. - Michel Parizeau
 Arena - Quebec Coliseum (15,300)
 5555 3rd Avenue West
 Charlesbourg, Quebec G1H 6R1
 Phone (418) 627-3801
 Hotel - Chateau Frontenac
 Phone - (418) 692-3861

ST. LOUIS BLUES

G. M. - Emile Francis
 Coach - Red Berenson
 P. R. - Susie Mathieu
 Arena - The Arena (18,006)
 5700 Oakland Avenue
 St. Louis, Missouri 63110
 Phone - (314) 781-5300
 Hotel - Marriott Pavilion
 Phone - (314) 421-1776

TORONTO MAPLE LEAFS

G. M. - Punch Imlach
 Coach - Joe Crozier
 P. R. - Stan Obodiac
 Arena - Maple Leaf Gardens (16,485)
 60 Carlton St.
 Toronto, Ontario M5B 1L1
 Phone - (416) 368-1641
 Hotel - Hotel Toronto
 Phone - (416) 869-3456

VANCOUVER CANUCKS

G. M. - Jake Milford
 Coach - Harry Neale
 P. R. - Norm Jewison
 Arena - Pacific Coliseum (15,613)
 100 North Renfrew St.
 Vancouver, B.C. V5K 3N7
 Phone - (604) 254-5141
 Hotel - Hotel Vancouver
 Phone - (604) 684-3131

WASHINGTON CAPITALS

G. M. - Max McNab
 Coach - Gary Green
 P. R. - Lou Corletto
 Arena - Capital Centre (18,130)
 Landover, Maryland 20786
 Phone - (301) 350-3400
 Hotel - International Hotel -
 Baltimore
 Phone - (301) 761-7700

WINNIPEG JETS

G. M. John Ferguson
 Coach - Tom McVie
 P. R. - Ken Fenson
 Arena - Winnipeg Arena (15,430)
 15-1430 Maroons Road
 Winnipeg, Manitoba R3G 0L5
 Phone - (204) 772-9491
 Hotel - Winnipeg Inn
 Phone - (204) 957-1350

NHL MONTREAL

President - John Zeigler
 Executive Vice Pres. - Brian O'Neill
 Information & Statistics -
 Ron Andrews/Mike Griffin/
 Mark Atchison
 960 Sun Life Building
 Montreal, Quebec H3B 2W2
 Phone - (514) 871-9220

NHL NEW YORK

President - Gil Stein
 Vice President - Jack Driscoll
 Public Relations - Rodger Gottlie
 Pat Dillon
 1221 Avenue of the Americas
 New York, New York 10020
 Phone - (212) 398-1100

NHL TORONTO

Referee-in-Chief - Scotty Morrison
 Suite 202
 1 Greensboro Drive
 Rexdale, Ontario M9W 1C8
 Phone - (416) 245-2926


POSITION RECORDS

CENTER	DEFENSE
Most Goals, One Season 53 Pierre Larouche (1975-76)	Most Goals, One Season 15 Darryl Edestrand (1972-73) Ron Stackhouse (1974-75)
Most Goals, Career 151 Syl Apps	Most Goals, Career 58 Ron Stackhouse
Most Assists, One Season 67 Syl Apps (1975-76)	Most Assists, One Season 60 Ron Stackhouse (1975-76)
Most Assists, Career 349 Syl Apps	Most Assists, Career 229 Ron Stackhouse
Most Points, One Season 111 Pierre Larouche (1975-76)	Most Points, One Season 71 Ron Stackhouse (1975-76)
Most Points, Career 500 Syl Apps	Most Points, Career 287 Ron Stackhouse
Most Penalty Min., One Season . 133 Bryan Hextall (1970-71)	Most Penalty Min., One Season . 212 Bryan Watson (1971-72)
Most Penalty Minutes, Career ... 498 Bryan Hextall	Most Penalty Minutes, Career ... 871 Bryan Watson

LEFT WING	RIGHT WING
Most Goals, One Season 43 Lowell MacDonald (1973-74)	Most Goals, One Season 52 Jean Pronovost (1975-76)
Most Goals, Career 140 Lowell MacDonald	Most Goals, Career 316 Jean Pronovost
Most Assists, One Season 43 Lowell MacDonald (1975-76)	Most Assists, One Season 52 Jean Pronovost (1975-76)
Most Assists, Career 166 Lowell MacDonald	Most Assists, Career 287 Jean Pronovost
Most Points, One Season 82 Lowell MacDonald (1973-74)	Most Points, One Season 104 Jean Pronovost (1975-76)
Most Points, Career 306 Lowell MacDonald	Most Points, Career 603 Jean Pronovost
Most Penalty Min., One Season . 378 Dave Schultz (1977-78)	Most Penalty Min., One Season . 108 Nick Harbaruk (1970-71)
Most Penalty Minutes, Career ... 535 Dave Schultz	Most Penalty Minutes, Career ... 306 Jean Pronovost

GOALTENDERS	
Most Games Played, Season 60 Denis Herron (1977-78)	Most Games Played, Career 196 Les Binkley
Most Shutouts, One Season 6 Les Binkley (1967-68)	Most Shutouts, Career 11 Les Binkley

PITTSBURGH
Penguins



1980-81 AWAY SCHEDULE

DAY	DATE	OPPONENT	TIME	
Thursday	October 9	Philadelphia	8:05	
Sunday	October 12	NY Rangers	7:35	
Tuesday	October 21	Toronto	8:05	
Wednesday	October 29	Buffalo	8:05	
Friday	October 31	Winnipeg	9:05	
Saturday	November 1	Minnesota	9:05	
Monday	November 3	Edmonton	9:35	
Sunday	November 9	Boston	7:05	
Friday	November 14	NY Rangers	7:35	
Thursday	November 27	Boston	7:35	
Wednesday	December 3	Toronto	8:05	
Thursday	December 4	Montreal	8:05	
Sunday	December 7	Buffalo	7:05	
Friday	December 12	Washington	8:05	
Wednesday	December 17	Los Angeles	10:35	
Friday	December 19	Vancouver	11:05	
Saturday	December 20	Calgary	8:05	
Tuesday	December 23	St. Louis	9:05	
Friday	December 26	Hartford	7:35	
Wednesday	December 31	Detroit	7:35	
Sunday	January 4	Chicago	8:35	
Thursday	January 8	Montreal	8:05	
Tuesday	January 13	NY Islanders	8:05	
Tuesday	January 27	St. Louis	9:05	
Monday	February 2	Chicago	8:35	
Wednesday	February 4	Winnipeg	9:05	
Friday	February 6	Colorado	9:35	
Saturday	February 7	Calgary	8:05	
Tuesday	February 17	Philadelphia	8:05	
Thursday	February 26	Washington	7:35	
Monday	March 2	Quebec	7:35	
Saturday	March 7	Minnesota	9:05	
Monday	March 16	Edmonton	9:35	
Tuesday	March 17	Vancouver	11:05	
Thursday	March 19	Los Angeles	10:35	
Saturday	March 21	Colorado	9:35	
Saturday	March 28	NY Islanders	5:05	
Tuesday	March 31	Quebec	7:35	
Thursday	April 2	Detroit	7:35	
Sunday	April 5	Hartford	7:05	

all times – Pittsburgh time

– Televised game on WPGH-TV (Channel 53)