

1996-97 MEDIA GUIDE & RECORD BOOK TABLE OF CONTENTS

1996-97 Schedule	1FC
Staff Directory	2
Howard Bolden	4
Morty S. Gelzberg	5
Thomas Rula	6
Steve Ryan	6
Jack Kelley	7
Bill Barnes	8
Don Patson	8
A. Diefenbach	9
Penguins Advisory Board	9
Craig Patrick	10
Ed Johnston	11
Rick Kellsoe	12
Bryan Trotter	13
Training Staff/Team Physician	14
Scouts	16
Civic Arena	19
Staff Photos	20
ICEPLEX AT SOUTH-POINTE	22
Amateur Hockey Program	27
Community Relations	23
Russian Penguins	25
Lemieux Foundation	26
THE PLAYERS	27
Player Biographies	28
In the System	96
Future Penguins	104
1995-97 Roster	107
1996 NHL Entry Draft	110
Cleveland Directory	112
Johnstown Chiefs Directory	114
1995-96 SEASON IN REVIEW	115
1995-96 Game-by-Game	116
1995-96 NHL Standings	118
1995-96 Star pics	119
1995-96 Review	120
THE OPPONENTS	125
Opponents' Career Scoring	
vs. Penguins	176
All-Time Leaders	
vs. Penguins	180

PENGUINS HISTORY	181
Penguins Hall of Fame	182
Honors and Awards	184
Penguins in the NHL	
All-Star Game	185
Team Awards	186
Penguins Uniform History	190
Dates in Penguins History	192
Penguins Owners, Presidents	
General Managers, Coaches	
Captains & Scouts	195
Penguins Coaches Records	196
All-Time Roster	198
All-Time Goalkeeping	211
Seasons in Review	212
Draft History	239
Season and Career Records	242
Leaders by Season	247
Team Records	247
Special Teams Records	254
Overtime Records	256
Streaks	257
Penalty Shots	258
Openers	259
Fastest Goals	260
Comebacks	262
Civic Arena Records	263
Shutouts For & against	264
Hot Tracks (For & against)	266
PLAYOFF HISTORY	269
Career Playoff Results	270
Career Playoff Scoring	272
Career Playoff Records	274
1996 Playoff Results	261
MEDIA INFORMATION	285
Penguins Announcers	286
Attendance Information	289
Media Information	290
Radio/TV Information	292
Pittsburgh Media Outlets	293
NHL Information	294
All-Time Uniform Numbers	298

Editors:

Steve Bovino
Harry Sanders

Assistant Editors:

Tom McMillan
Phil Langan

Contributors:

Cindy Himes
Rones Petrichovich
Debra Carbury



Photographers:

Denny Cavanaugh
Matt Polk
Bruce Bennett Studios
Sports Action
Steve Babineau

Printed by:

Herrmann Printing
September, 1996

Cover Designed by:

Prisma

On the Cover: Mark Hunter and Jaromir Jagr side-by-side in action from a game. The Penguins celebrate their 30th anniversary season in 1996-97.



PITTSBURGH PENGUINS
CIVIC ARENA, GATE 9
PITTSBURGH, PA 15219
PHONE: 412-642-1300
FAX: 412-642-1859
PR FAX: 412-281-3005
Media Relations FAX: 412-642-1322

OWNERSHIP HOWARD L. BALDWIN, MORRIS BELZBERG, THOMAS V. RUTA
CHAIRMAN OF THE BOARD & GOVERNOR HOWARD BALDWIN

ADMINISTRATION

PRESIDENT AND CHIEF OPERATING OFFICER - PGH SPORTS ASSOCIATES STEVE RYAN
PRESIDENT JACK KELLEY
EXECUTIVE VICE PRESIDENT OPERATIONS DON PATTON
VICE PRESIDENT, GENERAL COUNSEL GREG ORBES
ASSISTANT TO THE CHAIRMAN NICK SUTA
DIRECTOR OF PLANNING AND DESIGN SCOTT BALDWIN
MARKETING CONSULTANT BILL BARNES
EXECUTIVE ASSISTANTS ELAINE HEUFELDER, PAULA NICHOLS, CHARLENE STONE
ADMINISTRATIVE ASSISTANTS CHRISTINE BLACK, AMY HIRS

HOCKEY OPERATIONS

EXECUTIVE VICE PRESIDENT & GENERAL MANAGER CRAIG PATRICK
HEAD COACH ED JOHNSTON
ASSISTANT COACHES RICK KENNE, BRIAN TROTTER
GOALTENDING COACH & SCOUT GILLES MELCHIE
HEAD SCOUT GREG MALONE
SCOUTING STAFF LES BENKLEY, HERB BROOKS, CHARLIE HODGE, MARK KELLEY,
RALPH COX
PROFESSIONAL SCOUTS GLENN PATRICK, PHIL RUSSELL
STRENGTH & CONDITIONING COACH JOHN WELDAY
EQUIPMENT MANAGER STEVE LATIN
TRAINER CHARLES "SKIP" THAYER
TEAM PHYSICIAN DR. CHARLES BURKE
TEAM DENTIST DR. DAVID DONATELLI
EXECUTIVE ASSISTANT TRACY BOTSFORD
ASSISTANT EQUIPMENT MANAGER PAUL FLATI
ASSISTANT TRAINER GREG THAYER

COMMUNICATIONS

VICE PRESIDENT, COMMUNICATIONS TOM MCWILLAN
DIRECTOR OF PUBLIC RELATIONS CINDY HIMES
DIRECTOR OF MEDIA RELATIONS STEVE BOVINO
DIRECTOR OF PUBLISHING PHIL LANGAN
DIRECTOR OF ENTERTAINMENT KEVIN SMITH
MANAGER, COMMUNITY RELATIONS RENEE PATRICHIEWICH

FINANCE

VICE PRESIDENT, FINANCE & ADMINISTRATION BOB YOGEL
CONTROLLER KEVIN HARRI
ASSISTANT CONTROLLER BILL SNYDER
ACCOUNTING STAFF LISA KREUTZER, TAWN LOVE

TICKETING

VICE PRESIDENT, TICKET SALES	JEFF BARRETT
SENIOR MANAGER, CORPORATE TICKETS	JEFF MERCER
DIRECTOR, PREMIUM SEATING	RICH HIXON
MANAGER, PREMIUM SERVICES	ERINN SENTNER
MANAGERS, CORPORATE TICKET SALES	J.M. CAROLAN, DOUG SANDORN, BRIAN MAGNESS, MARK ANDERSON
GROUP SALES DIRECTOR	FRED TRAYNOR
GROUP SALES	WARD RUSSELL
BOX OFFICE MANAGER	CAROL COULSON
ASSISTANT BOX OFFICE MANAGER	DEBBIE CAMPBELL
CUSTOMER SERVICE MANAGER	ALLISON OUGLEY
TELEMARKETING MANAGER	JAMES SANTILLI

MARKETING

VICE PRESIDENT, MARKETING	STEVE VIOLETTA
DIRECTOR OF ADVERTISING SALES	TAYLOR BALOWIN
MANAGERS, CORPORATE SPONSORSHIPS	JACKIE MATEOSKY-ALGER, ARDEN ROBBINS
DIRECTOR OF EVENT MARKETING	BILL MILLER
MANAGER OF SALES SERVICES	MARIE MAYS
MARKETING AND SALES ADMINISTRATOR	BARB PILARSKI

ICEPLEX AT SOUTHPOINTE

VICE PRESIDENT, GENERAL MANAGER	HOWARD BALDWIN, JR.
DIRECTOR OF ICE HOCKEY	ALAIN LEMIEUX
DIRECTOR OF SKATING	PATRICIA DAUFORA
DIRECTOR OF OPERATIONS	DAN KASCHALK
DIRECTOR OF OFF-ICE EVENTS	VIKKI HULTQUIST
ADMINISTRATIVE ASSISTANT	NICOLE KASCHALK
ASSOCIATE DIRECTOR OF ICE HOCKEY	BRIAN COE
DIRECTOR OF PUBLICITY AND YOUTH HOCKEY	HARRY SANDERS

GENERAL INFORMATION

HOME ICE	CIVIC ARENA
DIMENSIONS OF RINK	200 FEET BY 85 FEET
SEATING CAPACITY FOR HOCKEY	17,181
LOCATION OF PRESS BOX	WEST SIDE OF BUILDING
TEAM COLORS	BLACK, GOLD AND WHITE
FLAGSHIP RADIO STATION	WTAE (1250 AM)
TV STATIONS	FOX SPORTS PITTSBURGH, WPTT-UPN 22 AND WPGH-FOX 53
ANNOUNCERS	MIKE LANGR, MATT MCCONNELL, PAUL STEIGERWALD
PRACTICE FACILITY	ICEOPLEX AT SOUTHPOINTE
MINOR LEAGUE AFFILIATION	CLEVELAND LUMBERJACKS (IHL) JOHNSTOWN CHIEFS (ECHL)

PENGUINS TICKET INFORMATION

Individual game tickets are on sale at the Civic Arena Box Office and at all TicketMaster outlets. Change by phone: (412) 323-1919. For more information on full season tickets, mini-plans or groups, please call the Penguins Sales Office at (412) 642-PENS.



HOWARD L. BALDWIN

Owner and Chairman of the Board

Howard Baldwin - a career of leadership and success that has carried through three decades.

He was a leader in the formation of the World Hockey Association...The catalyst in the historic merger of the National Hockey League and the WHA...The force behind two of the most comprehensive and successful community relations programs in professional sports...A progressive force for the NHL during its growth in the 80's and 90's.. And now a successful movie producer.

One of the most respected and creative owners in professional sports, Baldwin serves as the Penguins Chairman of the Board and represents the club on the National Hockey League Board

of Governors.

"Howard is a doer," according to former National Hockey League President John Ziegler. "We would have never put that merger together in 1979 had it not been for Howard's perseverance and his capacity to work with people," Ziegler said. "He was a very big part of NHL history."

The New England Whalers first season in the World Hockey Association was a success both on and off the ice with Coach Jack Kelley's team winning the 1973 AVCO World Cup Championship. Although relatively successful in Boston, the Whalers needed their own building. Baldwin moved the Whalers of the WHA from Boston to Hartford in 1974. The city was looking for a major tenant for its new Civic Center Coliseum, the vehicle for the revitalization of downtown Hartford. The marriage between the Whalers and Hartford turned out to be a good one.

Baldwin continued to serve as the NHL Whalers Managing General Partner until the Whalers were sold to local ownership in 1988 for the largest single sales price in the history of the National Hockey League. In the three years previous to the sale, the Whalers drew record crowds and enjoyed great financial success. He also led the way in the formation of a community relations program that was second to none in professional sports and continues that reputation in Pittsburgh.

A highly respected member of the NHL Board of Governors, Baldwin has served on the league's advisory, finance, forward planning, pension and television committees. He was also a leader in ending the NHL strike in March of 1992.

In addition to his involvement with the Penguins, Baldwin is President of Baldwin Entertainment Group, in Beverly Hills, California. He is also a partner in Baldwin/Cohen Entertainment which recently produced a Jean-Claude Van Damme film - *Sudden Death* - that has a hockey theme and which was filmed extensively at the Pittsburgh Civic Arena. The film was released in December of 1995.

While Baldwin's primary business revolves around sports and his two-time Stanley Cup-winning hockey team, he has executive produced a number of films over the past eight years, including *Sudden Death*, *From the Hip* and *Spellbinder*.

"My primary business is sports, but we take making movies very seriously," Baldwin said. "We are very competitive, and we want to succeed in the industry."

"*Sudden Death* was the extremely positive result of Howard's desire to bring hockey to the big screen," said Hal Lieberman, president of production at Universal. "We look forward to working with him on many other exciting projects."

Baldwin and his wife Karen, who works closely with him on all major projects, and who created the original script for *Sudden Death*, reside in Los Angeles, Pittsburgh and Warcham, Massachusetts. He has three children, Scott, Rebecca and Howard, Jr. and two grandchildren, Chelsie Anne and Gage Howard.

Baldwin has served on the boards of a number of major charities including Juvenile Diabetes and Retinitis Pigmentosa.



MORRIS BELZBERG
Owner

Morris Belzberg has been a director of Budget Rent a Car since 1968.

Belzberg, who joined Budget Corporation in 1965 as vice president for Canadian Operations, was appointed vice president of franchising and marketing in 1967. When Budget was acquired by Transamerica Corporation in 1968, he was named executive vice president, president in 1969, chief executive officer in 1971, chairman of the board in 1986 and chairman of the executive committee in 1988. In October, 1991, Belzberg retired as chair-

man of the executive committee but continues to sit on Budget's board of directors and holds the title of Chairman Emeritus of Budget Rent A Car Corporation.

Born in Calgary, Alberta, Canada in 1929, Belzberg began his association with Budget Rent A Car as its first licensee in Canada. He opened the first Budget location there in 1962 and acquired additional franchises over the next three years.

When Belzberg joined Corporate headquarters in Chicago in 1965, his experience as a licensee enabled him to spearhead aggressive marketing and legal efforts in the U.S. to open airport terminals to Budget licensees and to expand distribution of the Budget System worldwide.

Belzberg and his wife Sema split their time between their residences in Chicago, Illinois and Palm Springs, California. They are the parents of three children and grandparents of five.



THOMAS V. RUTA
Owner

Thomas V. Ruta was one of the founding partners of the widely respected New York Certified Public Accounting firm of Behan, Ling & Ruta. He is currently serving as the firm's chairman and president.

Ruta graduated first in his class from Fordham University and was granted an MBA, with Distinction, from Pace University. He is a qualified CPA in the states of New York, New Jersey and Minnesota.

Ruta has served on the Fordham University Alumni Board of Governors as well as several corporate boards. As one of the owners of the Penguins, he serves as an Alternate Governor to the National Hockey League. In addition, he represents the team on three NHL Committees.

Ruta and his wife, Kathleen, live in New York City and spend their summers on Martha's Vineyard.



STEPHEN M. RYAN, JR
President and Chief Operating
Officer, Pittsburgh Sports
Associates Holding Company

Steve Ryan was named president and chief operating officer of Pittsburgh Sports Associates Holding Company in July of 1995. He is a nationally-recognized sports marketing and entertainment executive.

Ryan is responsible for the management of all entities held by the holding company including the Penguins, the Russian Penguins and the ICEOPLEX facility at Southpointe.

"Steve Ryan's vision and leadership have been the hallmark of his outstanding business career," said Howard Baldwin, owner and chairman of the board of the Pittsburgh Penguins. "His vision for strategic innovation, his leadership and commitment to quality embody our own corporate philosophies, and he will be critical to carrying out our ambitious growth plans."

Ryan was most recently president and chief operating officer of NHL Enterprises Inc., the global marketing and entertainment company owned by the NHL Member Clubs. Before joining NHL Enterprises, Ryan was vice president of marketing and a corporate officer for Paddington Corporation, a division of Grand Metropolitan. He began his career with General Foods Corporation and also held senior management positions with the Marriott Corporation and American Brands Corporation.

A graduate of Fordham University, Ryan had been president and chief operating officer of NHL Enterprises since 1986. Previously, he was the NHL's vice president for marketing and public relations from 1981 to 1986. Ryan was responsible for all the NHL's business activities including retail licensing, corporate sponsorship, international, event marketing, publishing, television, video and creative services. During his tenure, he restructured the company into operating units that focus on the core business. Ryan was instrumental in building an in-house licensing business that exceeded \$1 billion in sales in 1994 from a base of \$50 million in 1986. Ryan created the prime time network television program - "The NHL Television Awards...A Celebration of Excellence", which is one of the highest-rated award shows in Canadian television. Ryan also established the NHL All-Star Weekend, which debuted successfully on network television in Pittsburgh in 1990, and directed the development and management of the new multi-million dollar Hockey Hall of Fame Entertainment Complex, which has focused worldwide attention on the sport.

Prior to joining the NHL, Ryan was vice president and chief marketing officer for the Paddington Corporation. In addition to directing marketing and advertising for the nation's number one scotch brand, J&B, he designed the introduction of Bailey's Original Irish Cream, considered the most successful new product launch in the history of the spirit industry. Ryan began his business career at the Maxwell House Division of General Foods Corporation in brand management and sales management. Later, he worked for the Marriott Corporation and American Brands Corporation.

Shortly after joining Pittsburgh Sports Associates, Ryan was elected to the Board of Directors for both the Greater Pittsburgh Chamber of Commerce and the Greater Pittsburgh Convention and Visitors Bureau. Recently, he was elected to the Board of Directors for the Gateway Rehabilitation Center and the Make-A-Wish Foundation Board of Directors. He also currently serves on the Mario Lemieux Foundation Board. Ryan is a member of the USO World Board in Washington, D.C. and the National Board of Directors of Boys Home in St. Louis. He is also a member of the Business Council for the United Nations and the Cardinal's Committee of the Laity. Ryan is a former trustee of the Dominican College in Blauvelt, New York and was chairman of its development and public relations committee. A native of New York City, Ryan received a Bachelor of Science degree from Fordham University which he attended on an academic and athletic scholarship. He and his wife Marie have one married daughter.



JACK KELLEY President

Jack Kelley, a highly respected administrator and coach in both college and professional hockey for the past 40 years, joined the Penguins' staff in March of 1993 as senior executive assistant to the president and an alternate governor. In June of 1993, Kelley was named president of the club.

"Jack is a top flight administrator and has served the Penguins extremely well as president," Baldwin remarked. "He is a creative and professional administrator."

For the 11 years prior to his joining the Penguins, Kelley was the executive director of the Glen Falls (N.Y.) Civic Center, the home of the Adirondack Red Wings of the American Hockey League. He was responsible for all daily arena business operations. This is his second turn with a Howard Baldwin management team. He served as general manager of the New England (later the Hartford) Whalers from 1972-82, including two years as head coach of the team.

An outstanding high school hockey player, Kelley was selected as the outstanding high school hockey player in Greater Boston following his senior season at Belmont High School. After a tour of duty with the United States Coast Guard, he played three seasons for Boston University and twice received All-East honors and as a senior was named Boston University's Most Valuable Player. After graduation he began his coaching career at Martha's Vineyard (Mass.) High School in 1954, where he coached football, hockey and baseball. In 1955, he moved to Colby College where he established the team's varsity hockey program and brought it national recognition.

Kelley returned to his alma mater, B.U., in 1962 and was head coach there for 10 years, leading the Terriers to four NCAA Tournaments and NCAA Division I titles in 1971 and 1972. He posted a 303-147-13 record as a college coach.

Kelley led the Whalers to the first World Hockey Association Championship in 1973, and won the WHA's Eastern Championship the following year. He was the first coach to win championships on both the college and professional levels.

Kelley was NCAA Coach of the Year in 1987, New England Coach of the Year five times and WHA Coach of the Year in 1973. He is currently a member of the U.S. Hockey Hall of Fame Selection Committee and is a member of five (U.S. Hockey, B.U., Whalers, Glen Falls and Belmont High School) Halls of Fame. Kelley served as a member of the U.S. Olympic Hockey Committee from 1964-68 and received the Scharfer Pen Award for outstanding contributions to college hockey in 1972. He has also received Colby College's Man of the Year in both 1982 and 1996, the Founders Award from the American College Hockey Coaches Association in 1986 and the Hobey Baker Legends award in 1994.

Kelley and his wife Ginny have four children: Paul, David, Nancy and Mark.



Bill Barnes
Marketing Consultant

Bill Barnes now serves as a marketing consultant for the Penguins after working as senior executive vice president of marketing and public relations since May of 1992.

"Bill Barnes is one of the most respected names in professional sports marketing," Chairman of the Board Howard Baldwin remarked. "He worked with me in Hartford for 18 years and then spent 15 months with the New York Islanders. His experience and creativity are a major plus for our hockey club."

Barnes was in charge of the Whalers' marketing efforts from the club's start in Boston and right through its successful emergence as a professional sports team in Hartford. His marketing program was the most imitated in the National Hockey League and his telemarketing program became a model for the League.

Barnes was a founding partner and vice president of marketing and public relations in Hartford and vice president of marketing and sales with the Islanders, whom he joined in March of 1990.

Barnes is a graduate of Providence College. He and his wife Martha have five children.



Donn Patton
Executive Vice President,
Operations

Donn Patton assumed his new duties in April 1996 having previously served as the company chief financial officer from November 1991. In his new capacity he works closely with the ticketing, premium seat and advertising sales and support staff. Prior to joining the company, Patton had worked for the international accounting firm Price Waterhouse for eight years and had gained sports experience

having served for eight years as the Executive Vice President of Finance and Administration for the Philadelphia Flyers and for two years as Senior Vice President of Spectacor Management Group in Philadelphia.

Patton graduated in 1973 from Gannon University with a B.S. in Business Administration and in 1993 received the Dalkemper School of Business distinguished alumni award. Patton is a CPA and a member of the AICPA and PICPA. He is also a frequent speaker to business and student groups throughout western Pennsylvania.

Patton and his wife Jeanne have been married 24 years and reside in Upper St. Clair. They have three children (Jason, Michelle and Stephanie).



RICHARD CHMURA

The 1996-97 Penguins media guide is dedicated to the memory of Richard Chmura, a loyal and passionate employee who passed away August 24.

Richard joined the Penguins as a sales and marketing executive in 1992 and was a key ingredient in the club's success the past four seasons.

"There will be a tremendous void in the Penguins' office with Richard's passing... a void that will not easily be filled," said Bill Barnes, his friend and fellow executive. "Life for Richard was rich, full of kindness to people he loved and laughter, humor and trust."

Richard worked for the Boston Bruins and Boston Red Sox early in his career and joined owner Howard Baldwin with the Hartford Whalers in 1985. He was director of broadcast and advertising sales for the Whalers.

His initial duties with the Penguins involved marketing star players Mario Lemieux and Jaromir Jagr. Recently he had been the club's senior advertising executive in charge of major corporate accounts.

The Pittsburgh Post-Gazette wrote that Richard "impressed people with his size and salesmanship, and his winning manner was one of the behind-the-scenes assets to the marketing of the Penguins in recent years."

He is missed by family, friends and co-workers.

Pittsburgh Penguins Chairman of the Board Howard Baldwin created an Advisory Board on June 29, 1994. "To explore every possible way to make the Penguins a successful franchise."

The board consists of former Connecticut Governor and United States Senator Lowell P. Weicker, Jr.; international movie star Michael Keaton; Bill Craig, general manager of Prime Sports KBL; Tony Liberati, former senior vice president for corporate planning and finance of the Edward J. DeBartolo Corporation; Bernard S. Mars, vice president of Foster Industries in Pittsburgh; Pittsburgh attorney Chuck Greenberg and Robert L. Caporale, a Boston-based lawyer with the firm of Eckert, Seamans, Cherin & Mellott.

"Professional sports today is a very complex business operation," Baldwin said. "In order to achieve success, you need good players and a strong off-ice administrative team. You need people with successful business and entertainment background who can provide ideas in their areas of expertise, help you with long range planning, review major projects and give you the benefit of their experience. This is the reason we have the advisory board."



Lowell P. Weicker, Jr.



Michael Keaton



Bill Craig



Tony Liberati



Bernard S. Mars



Chuck Greenberg



Robert L. Caporale



CRAIG PATRICK
Executive Vice President
and General Manager

The Penguins are one of the most successful teams in the NHL over the past six years - two Stanley Cup Championships, one President's Trophy and four division titles - and one of the biggest reasons is Executive Vice President and General Manager Craig Patrick.

Patrick, 50, has shaped and reshaped the Penguins since being hired as general manager and interim head coach on December 5, 1989. One of his first moves came the following June, when he assembled one of the finest

management teams in NHL history, naming Bob Johnson as head coach and Scully Bowman as director of player development and recruitment.

Patrick not only put together an outstanding management team, he began piecing together a championship team on the ice. He added veteran goal scorer Joe Mullen from Calgary for a second round draft choice in June of 1990, and veteran defenseman Gord Roberts from St. Louis for future considerations in October of 1990. In December of 1990, Patrick continued to overhaul the team by adding Larry Murphy and Peter Taglianetti from Minnesota, Jiri Hrdina from Calgary and Scott Young from Hartford. But the trade that propelled the Penguins to their first Stanley Cup Championship was made in March of 1991, when Patrick acquired Ron Francis, Ulf Samuelsson and Grant Jennings from Hartford. In February of 1992, Patrick acquired Rick Tocchet, Kjell Samuelsson and Ken Wregget from Philadelphia and that helped lead the Penguins to their second Stanley Cup.

Patrick signed a new five-year contract with the Penguins this past summer. "We are extremely fortunate to have Craig's new contract in place with us for the next five years," Chairman of the Board Howard Baldwin stated. "We are confident that under Craig's leadership, our team will continue to be successful and provide exciting entertainment to our fans. To our way of thinking, he is the best general manager in the National Hockey League."

A graduate of the University of Denver with a degree in Business Administration, Patrick helped the Pioneers to two NCAA Hockey Championships in 1968 and 1969. He spent eight years in the NHL as a forward with California, St. Louis, Kansas City and Washington. He also spent part of one season playing with Minnesota in the WHA, before retiring in 1979. He also served as captain for Team USA in the 1979 World Championships in Moscow and played on the 1976 US Canada Cup team.

Patrick became a part of sports history that Americans will long remember when he served as assistant general manager and assistant coach of the 1980 gold-medal winning US Olympic Hockey team in Lake Placid, New York. He also served as co-general manager for Team USA in the 1991 Canada Cup Tournament.

He joined the New York Rangers' organization as director of operations in 1980 and became the youngest general manager in the team's history on June 14, 1981. He served the Rangers in that capacity through the 1985-86 season, guiding his team to the playoffs every year.

Prior to joining the Penguins, Patrick served as director of athletics and recreation for the University of Denver for two years.

Born in Detroit, Michigan, Patrick grew up in New Haven and Boston with a heritage full of hockey history. His grandfather, Lester, served as head coach and general manager of the Rangers and led his team to three Stanley Cups. His father, Lynn, was an All-Star winger with the Rangers and served as their head coach from 1948 to 1950. He was also general manager of the Boston Bruins for many years. Craig's uncle, Muzz Patrick, a former Canadian Heavyweight Amateur Boxing Champion, played defense for the Rangers then served as their general manager/head coach from 1954 to 1964.



ED JOHNSTON Head Coach

Johnston, 60, returns for the fourth season of his second stint as the Penguins Head Coach. He has the second best regular season coaching record in the NHL over the last three seasons, with a record of 122-72-20 in 214 games. Last season, he led the Penguins to the Northeast Division Championship, with a record of 49-29-4, his second division championship in the last three years. During the 1992-93 season, Johnston coached the Penguins to their first Northeast Division Championship. He previously coached the Penguins for three seasons from 1980-81 to 1982-83 and was promoted to general manager of the team on May 27, 1983, a position he held for five seasons. During the 1988-89 season, he served as the assistant general manager. Johnston's overall record as the Penguins Head Coach is 201-198-55. He holds the club record for most coaching wins and most games coached.

On May 11, 1989, Johnston was named vice president and general manager of the Hartford Whalers. He served in that capacity for three seasons, reaching the playoffs each year. During Johnston's first season in Hartford, the Whalers recorded the second best record (38-33-9) in the NHL history. This was due in part to a pre-season trade, in which he acquired Pat Verbeek from the New Jersey Devils. Verbeek led the Whalers with 44 goals that season.

Johnston played in the NHL for 16 seasons, from 1962-63 to 1977-78, and played on two Stanley Cup Championship teams as a member of the Boston Bruins. He also played for Toronto and St. Louis and finished his career with Chicago. Johnston was the last NHL goaltender to play every minute of a season, when he played all 70 games in 1963-64 for the Bruins. Overall, he played in 592 career NHL games, recording 236 wins, 32 shutouts and finished his career with a goals against average of 3.25.

Following his last season as a player (1977-78), Johnston began his coaching career with Chicago's top minor league team, New Brunswick in the American Hockey League. Prior to the 1979-80 season, he was named as the Blackhawks head coach, where he led the team to a 34-27-19 record and a first place finish in the Smythe Division. This marked a 15-point improvement over the previous season.

Johnston became the Penguin's head coach after his one season with Chicago. He guided the team to the playoffs in each of his first two seasons, both times suffering heart-breaking losses in overtime in the deciding game of the first round. During the 1981-82 season, the Penguins set an NHL record (since broken) for the most power play goals by a team in a season with 99.

Johnston was named Penguins General Manager prior to the start of the 1983-84 season. Among his draft choices was Mario Lemieux, former Penguins player drafted by Johnston include Zsuzsanna Zsuzsanna, Doug Bodger, Bob Errey, Rob Brown, Shawn McEachern and Craig Simpson. While in Hartford, Johnston drafted current Whaler Geoff Sanderson. Among his trades that helped build the Penguins into a championship team were the acquisition of Kevin Stevens from Los Angeles for Anders Hakansson and a seven player trade with Edmonton that brought Paul Coffey to Pittsburgh.

Johnston and wife Diane have three children, Michele, E.J. Jr. and Joseph. The Johnstons reside in the South Hills area of Pittsburgh.

ED JOHNSTON'S NHL COACHING RECORD

YEAR	TEAM	REGULAR SEASON					DIVISIONAL FINISH
		GP	W	L	T	PTS	
1980-81	Chicago	86	34	47	4	71	1st Smythe
1981-82	PITTSBURGH	80	30	47	3	63	3rd Atlantic
1981-82	PITTSBURGH	80	31	46	3	75	2nd Prince
1982-83	PITTSBURGH	86	18	63	1	45	6th Prince
1983-84	PITTSBURGH	84	14	67	3	104	1st Metropolitan
1984-85	PITTSBURGH	48	15	30	3	51	1st Northeast
1985-86	PITTSBURGH	82	16	65	1	129	1st Northeast
NHL TOTALS		534	235	295	74	554	
PITTSBURGH TOTALS		454	201	198	55	457	
YEAR	TEAM	PLAYOFFS			PLAYOFF NOTES		
		GP	W	L			
1980-81	Chicago	2	2	0	Defeated St. Louis 3-0 in Pre-qual Round Defeated Buffalo 4-1 in 1st Round		
1981-82	PITTSBURGH	2	2	0	Defeated St. Louis 3-0 in Pre-qual Round Defeated Washington 3-2 in 1st Round Round		
1982-83	PITTSBURGH	4	2	2	Defeated Washington 4-2		
1983-84	PITTSBURGH	12	5	7	Defeated Washington 4-1 in Conference Quarterfinals Defeated Washington 4-3 in Conference Semifinals Defeated Boston 4-2 in Conference Finals Defeated New Jersey 4-1 in Conference Semifinals Defeated Florida 4-3 in Conference Finals		
NHL TOTALS		53	25	28			
PITTSBURGH TOTALS		46	22	24			



RICK KEHOE Assistant Coach

Kehoe, 45, begins his 10th season on the Penguins coaching staff. An NHL right winger through 14 seasons, he broke into the NHL with Toronto in 1971. After three seasons, he was traded to Pittsburgh where he spent the remainder of his playing career. Kehoe was forced to retire during the 1994-95 season due to a neck injury. Following his playing career, he spent two seasons as the team's professional scout, before moving behind the bench.

A charter member of the Penguins Hall of Fame, Kehoe ranks second on the club's all-time scoring list with 636 points. He is second in all-time games played (722), third in goals (312), tied for fourth in assists (324) and third in power play goals (95).

During his Penguins career, Kehoe led the team in goals and points on three occasions. He recorded 25-or-more goals in nine of his 10 seasons as a Penguin while topping the 30-goal mark five times.

He won the NHL's Lady Byng Trophy, after scoring a club record 55 goals during the 1980-81 season. He was also Pittsburgh's representative in the 1981 and 1983 NHL All-Star Games.

Kehoe was inducted into the Western Pennsylvania Sports Hall of Fame on May 7, 1995 for his achievements as a player. He served as head coach for the Pittsburgh Phantoms during their inaugural season in the Roller Hockey International League in 1994 and led the club to the conference finals. He resides in the South Hills of Pittsburgh and has a daughter, Karrie.

SEASON	CLUB	LEAGUE	REGULAR SEASON					PLAYOFFS				
			GP	G	A	TP	PIM	GP	G	A	TP	PIM
1969-70	London	OHA	23	3	2	5	6	-	-	-	-	-
	Hartford	OHA	37	2	-	6	17	-	-	-	-	-
1970-71	Hartford	OHA	58	19	41	60	13	-	-	-	-	-
1971-72	Toronto	NHL	37	18	21	39	20	-	-	-	-	-
	Toronto	NHL	38	8	8	16	4	2	0	0	0	2
1972-73	Toronto	NHL	77	33	42	75	20	-	-	-	-	-
1973-74	Toronto (B)	NHL	69	18	22	40	8	-	-	-	-	-
1974-75	Pittsburgh	NHL	76	32	31	63	22	9	0	2	2	0
1975-76	Pittsburgh	NHL	71	29	47	76	6	3	0	0	0	0
1976-77	Pittsburgh	NHL	80	30	27	57	10	2	0	2	2	0
1977-78	Pittsburgh	NHL	70	29	24	50	10	-	-	-	-	-
1978-79	Pittsburgh	NHL	57	27	18	45	2	7	0	2	2	0
1979-80	Pittsburgh	NHL	79	30	30	60	4	5	2	5	7	0
1980-81	Pittsburgh (C)	NHL	80	55	33	88	6	5	0	3	3	0
1981-82	Pittsburgh	NHL	71	33	52	85	4	5	2	3	5	2
1982-83	Pittsburgh	NHL	75	29	36	65	12	-	-	-	-	-
1983-84	Pittsburgh	NHL	57	18	27	45	9	-	-	-	-	-
1984-85	Pittsburgh	NHL	6	0	2	2	-	-	-	-	-	-
NHL Totals			906	371	396	767	120	39	4	17	21	4

Copyright © 1995 by the Pittsburgh Penguins. All rights reserved. This document is the property of the Pittsburgh Penguins and is not to be distributed, copied, or otherwise used without the express written permission of the Pittsburgh Penguins.



CHARLES "SKIP" THAYER Trainer

Thayer has 26 years experience as an NHL athletic trainer, including 18 years with the Chicago Blackhawks organization. He begins his eighth season with the Penguins. He served as the Penguins head trainer from 1988 to 1992 then moved to Tampa to work as the Lightning's head trainer during its inaugural NHL season in 1992-93. He rejoined the Penguins for the 1993-94 season.

While attending the University of Maine, he worked as a trainer at Colby College and upon graduation moved to Indiana University where he worked in athletic therapy and obtained his masters degree. He served as head trainer at Nicholls College in Massachusetts for two years prior to joining the Blackhawks in 1969.

While working with Chicago, he helped to organize the NHL Trainers Association and at one time served as its president. During his tenure with Chicago, he worked 10 off-seasons as a certified paramedic. During the summer of 1989, he received his massage practitioner certification from Hearwood Institute in California.

During the summer of 1994, Thayer served as head trainer for the Pittsburgh Phantoms and Singers in their inaugural seasons. He resides in Pittsburgh's North Hills area with wife Robin.



DR. CHARLES BURKE Team Physician

Dr. Charles "Chip" Burke has served as the Penguins' team physician since 1988. Prior to that time, he served the team on a consulting basis from 1985-87.

A native of Boston, Burke graduated from Harvard College and completed his graduate studies at the University of Cincinnati College of Medicine. He is board certified and a member of the American Academy of Orthopaedic Surgeons.

Burke serves as attending orthopaedic surgeon at Allegheny General and St. Margaret's Memorial Hospitals in Pittsburgh, specializing in sports medicine and orthopaedic surgery with special interests in knee and shoulder surgery. In addition, he serves as an instructor at St. Margaret's Sports Medicine Clinic.

Burke served as team physician for Team USA during the 1991 Canada Cup Tournament and is currently in practice with Dr. Barry Richter and Dr. Spencer Butterfield.

He and wife Kathy are the parents of four children.



GREG THAYER Assistant Trainer

Greg Thayer enters his second season as the Penguins Assistant Trainer.

Thayer is currently pursuing a master's degree in sports medicine at California University (PA) after receiving his bachelor's degree from the University of Pittsburgh.

The son of Penguins trainer Skip Thayer, Greg was also the head trainer for the Pittsburgh Singers of the Continental Indoor Soccer League in the summer of 1995. He is single and resides in Shayside.



JOHN WELDAY
Strength & Conditioning Coach

Welday enters his eighth season as the Penguins strength and conditioning coach.

Prior to joining the Pens, Welday worked five years as the strength and conditioning coach at Dartmouth College. During that time he also served as an instructor for physical education classes in strength training.

A Penn State graduate with a Bachelor's Degree in health and physical education, John played offensive tackle for the Nittany Lions in 1978 and 1979 until an injury confined him to the training room. He then served as an assistant strength coach with PSU from 1980 to 1983 working with the varsity athletes. He also worked as a teaching assistant for the PSU major's program on strength and conditioning.

A native of Toronto, Ohio, John and wife Jodi are the parents of son Jared and daughter Jordan.



STEVE LATIN
Equipment Manager

Latin enters his ninth season as the Penguins equipment manager. He began working in the NHL with Detroit in 1980. After six years with the Red Wings, he moved on to Hartford where he worked as the Whalers assistant equipment manager the following two seasons.

A native of Dearborn, Michigan, Latin graduated from Eastern Michigan University in Ypsilanti with an associate's degree in business. He was selected to

work as Team USA's equipment manager for the 1990 World Championships at Berne, Switzerland and the 1991 Canada Cup Tournament. He also worked the 1990 NHL All Star game in Pittsburgh.

During the summer of 1994, he served as equipment manager for the Pittsburgh Phantoms during their inaugural season in Roller Hockey International. He resides in Pittsburgh's North Hills area.



PAUL FLATI
Assistant Equipment Manager

Paul Flati enters his third season as the Assistant Equipment Manager for the Penguins.

Flati also served as Assistant Equipment Manager for the Pittsburgh Phantoms of Roller Hockey International in the summer of 1994.

Paul and his wife Carla reside in Aliquippa. He has three children.



GREG MALONE Head Scout

Malone joined the Penguins scouting staff in July of 1988 after an 11-year NHL playing career with Pittsburgh, Hartford and Quebec.

Hired to scout the Ontario area and CCHA in 1988-89, Malone was given additional responsibilities the following year as the team's head scout, a position he has held the past six seasons.

A Penguins center from 1976 to 1983, Malone ranks 10th on the club's all-time scoring list with 304 points. He ranks ninth in goals (143), 13th in assists (221) and is tied for ninth with 445 games played. He recorded his best offensive season in 1978-79 when he led the Penguins in goals (35) and points (65).

Malone has operated his hockey school for the past eight summers in Pittsburgh for local youths. He resides in the Pittsburgh area with sons Ryan and Mark.



GILLES MELOCHE Goaltending Coach & Scout

Meloche joined the Penguins' management team in December of 1989 as goaltending coach and scout.

An NHL goaltender for 17 plus seasons, Meloche played in 788 games and registered 270 career wins while playing with Chicago, California, Cleveland, Minnesota and Pittsburgh. He played in the Stanley Cup playoffs six consecutive years with Minnesota from 1980 to 1985, including the North Stars' drive to the Stanley Cup Finals in 1980-81. He ranks second on Minnesota's all-time list of goaltenders in wins (141), shutouts (9) and games played (328).

Meloche first joined the Penguins' organization in September of 1985 via a trade and played his last three seasons as a Penguin before retiring from play in 1988. He resides in his hometown of Roseville, Quebec and has a son Eric, who was drafted by the Penguins in the seventh round of the 1996 NHL Entry Draft, and a daughter Anne.



LES BINKLEY Scout

One of the original Penguins, Binkley started his NHL career in Pittsburgh's inaugural season after the 1967 NHL expansion.

He played five seasons with the Penguins from 1967 to 1972 and still holds the franchise record for most career shutouts with 11.

Binkley ranks fourth among Penguins goaltenders with 58 career wins and ranks fifth with a 3.12 goals against average.

In 1972, he moved to the WHA where he played with Ottawa in 1972-73 and Toronto from 1973 to 1976. He joined the New York Rangers' organization in 1977, serving as a scout and working on special assignments during the 1977-78 season. He was then hired by the Winnipeg Jets as their Chief Scout and served in that position from 1978 until 1989.

Binkley returned to the Penguins organization in 1989 and has served on the scouting staff the past six seasons. He and wife Eleanor reside in Harover, Ontario, and have two children, son Randy and daughter Leslie, and four grandchildren.



HERB BROOKS Scout

Brooks enters his second season with the Penguins after joining the staff in the summer of 1995. He was the head coach of the Gold Medal winning 1980 United States Olympic Hockey Team. After the Olympics, he coached one season in Switzerland, before being named head coach of the New York Rangers. Brooks coached the Rangers for three and a half seasons.

Following his stint with the Rangers, Brooks coached St. Cloud University for one season (1986-87) and then served as head coach of the Minnesota North Stars for one season (1987-88). He was named head coach of the New Jersey Devils on June 5, 1992, after serving as the coach of their main minor league affiliate (Utica) the previous season. Brooks coached the Devils for one season and had a record of 40-37-7.

Prior to coaching the Olympic Team in 1980, Brooks served as head coach at the University of Minnesota for seven seasons, from 1972-73 to 1978-79, winning three NCAA Championships. He played on the U.S. Olympic Teams in 1964 and 1968 and at the University of Minnesota.

Brooks was elected to the U.S. Hockey Hall of Fame in 1990, and won the Lester Patrick Award for service to hockey in the United States in 1980. He served as a color commentator on SportsChannel America NHL broadcasts during the 1988-89 and 1989-90 seasons.



RALPH COX Scout

A two-time All-American at the University of New Hampshire, Cox played varsity hockey while earning a business degree at UNH. He is the Wildcats' all-time leading scorer with 243 career points and their all-time leader in goals with 127.

Cox was a member of the U.S. National Team in 1979 and participated in the U.S. Olympic program in 1980. From 1981-86, he worked in Europe as a player/coach for teams in Finland, Austria and Switzerland.

In 1989, Cox joined the Penguins organization as the team's New England scout. Entering his eighth year on the Penguins scouting staff, he resides in the Boston area and has a daughter, Delia, and son, Dylan.



CHARLIE HODGE Scout

Hodge begins his seventh year on the Penguins scouting staff.

As an NHL goaltender, Hodge played 12 years, including all or part of nine seasons with the Montreal Canadiens. In 1964, he won the Vezina Trophy as the NHL goaltender with the best goals against average, posting a 2.26 average, while recording eight shutouts. In 1966, he shared Vezina Trophy honors with teammate Lorne Worley. He was a member of five Stanley Cup Championship teams with Montreal in 1958, 1959, 1960, 1965 and 1966 and was named to the NHL's Second All-Star team in 1964 and 1965.

In 1967, he was drafted from Montreal by the California Seals in the NHL Expansion Draft. In 1969, he was traded to Vancouver of the WHA and was drafted by Vancouver in the 1970 NHL Expansion Draft and retired as a player at the end of the 1970-71 season.

Hodge spent two plus seasons coaching in the Major Junior and Tier II leagues before joining the Winnipeg Jets' scouting staff in 1980. He and wife Sheila have three sons and five grandchildren and reside in Langley, British Columbia.



MARK KELLEY European Scout

Kelley enters his fourth year with the Penguins organization after three successful seasons as the team's European Scout. In addition to his scouting responsibilities, Kelley spent two years based in Moscow as the Assistant General Manager for the Russian Penguins. His key acquisitions for the Central Red Army Team have enlarged their number of NHL drafted players in the past three years.

Kelley spent the previous five years scouting for the Quebec Nordiques organization serving as their New England scout from 1988 to 1990. At the conclusion of the 1989-90 season his responsibilities increased as he was named Quebec's USA scout responsible for scouting the United States' high school, college and junior ranks as well as cross-checking the Canadian Junior Hockey League.

A native of Waterville, Maine, Kelley attended Colby College where he played four years of varsity hockey serving as team captain his senior year. A left wing during his playing career, Kelley played in Lustenau, Austria during the 1980-81 season. At the conclusion of the European hockey season, he joined the Binghamton Whalers of the American Hockey League where he played the final portion of the season.

Kelley served as an assistant hockey coach at Colby College from 1982 to 1984.



GLENN PATRICK Professional Scout

Patrick enters his third season on the Penguins scouting staff.

A defenseman throughout his playing career, Patrick broke into professional ranks with Kansas City (CHL) in 1970-71. He spent the next eight seasons splitting time between the CHL, AHL, WHL and NHL including tenures with the St. Louis Blues, California Golden Seals and Cleveland Barons. In 1978, Patrick was a member of the U.S. National Team and played at the World Championships in Czechoslovakia.

In 1982, he accepted the position of head coach for the Peoria Prancers of the International Hockey League and served in that capacity for one year. Patrick returned to coaching in 1981 serving

as assistant coach under John Brophy with the Hampton Roads Admirals (ECHL) during the 1991-92 and 1992-93 seasons.

Born in New York, Patrick grew up in Massachusetts where his father Lynn Patrick served as coach, then general manager of the Boston Bruins from 1950 to 1965. Brother of Penguins general manager Craig Patrick, he and wife Eleanor have a son, Curtis, and daughter, Veronica.




PHIL RUSSELL Professional Scout

Russell enters his fourth year in the scouting ranks after coaching the Cleveland Lumberjacks the previous five seasons. In his scouting capacity, he is responsible for evaluating player talent in the professional leagues.

In 1991-92, during his first year as head coach of the Lumberjacks, he guided his team to a 41-28-13 record and a trip to the Turner Cup Championship round against Kansas City. During his tenure with the Lumberjacks, the club won two East Division Championships, two Hector Trophy titles and one Turner Cup

crown. He shared NHL Coach of the Year honors with Blair MacDonald after the Jacks won the Turner Cup Championship in 1988-89. Prior to joining the coaching ranks, Russell enjoyed a highly successful 15-year career as a defenseman in the National Hockey League, playing for Chicago, Atlanta, Calgary, New Jersey and Buffalo.



Located in the heart of Pittsburgh, the Civic Arena serves a population of over 2.7 million people and the Western Pennsylvania, Eastern Ohio, West Virginia regions. Centrally located, the Civic Arena is easily accessible from Pittsburgh's main arteries and interstate highways.

Year-round, the Pittsburgh Civic Arena offers a wide variety of entertainment with exciting tenants like the 1991 and 1992 Stanley Cup Champion Pittsburgh Penguins of the NHL, and University of Pittsburgh Men's basketball team. The Civic Arena hosts over 170 events annually

from family spectaculars such as Walt Disney's World On Ice and Sesame Street Live to major concerts such as Eric Clapton, Billy Joel, Metallica, Garth Brooks and Rod Stewart.

The Pittsburgh Civic Arena boasts an excellent seating capacity, flexible design, and modern luxuries. The arena is capable of seating 17,181 for hockey games and up to 18,000 for concerts with 56 sky boxes, 420 in-arena luxury and 1,132 total luxury seats. The facility offers the flexibility of five different seating configurations and the luxury of elegant Igloo Club which can accommodate over 400 people for pre-event dinners and banquets.

The Civic Arena features the largest retractable stainless steel roof in the world. Built in 1961, the arena was designed for use by the Civic Light Opera. Originally named the Civic Auditorium, the \$29 million facility was financed by a combination of public and private funds including outright grants from the City of Pittsburgh, Allegheny County, and Edgar J. Kaufmann.

The arena project played a major role in the rapid growth Pittsburgh experienced in the late 50's and early 60's. The Roll Telephone building, Gateway Center, the Hilton Hotel, Mellon Square Park, and the Fort Pitt tunnel and bridge were all erected during that period.

Famous for its revolutionary architectural design, the Civic Arena's roof is constructed to open or close in 2 1/2 minutes. The roof — which has no interior supports — is divided radially into eight leaves and is supported by a huge cantilever arm that arches 260 feet. Built from 2,950 tons of Pittsburgh steel, the mammoth dome roof measures 170,000 total square feet.

Home of the NHL's Pittsburgh Penguins, hockey enthusiasts refer to the arena by its nickname "The Igloo." Since the arena opened in 1961, the building has undergone several expansion programs. In the years 1972-75, the press box was constructed, 23 "super boxes" were built, and the "E" section balconies were added to raise the seating capacity from the original 13,000 to over 17,000. The year 1991 marked the completion of a three-year, \$11.4 million renovation program which included exterior landscaping, new Air-Flow seating, reconstruction of the Igloo Club, the addition of new super boxes, and the installation of computerized ice making equipment. In 1993, two additional balconies, six superboxes, and a new club seating section were added to expand the total building capacity to 18,000. And the summer of 1994 brought the construction of six new superboxes and 27 in-arena luxury boxes.

Also, in 1994, the Penguins, at their expense, added two new balconies at the North and South ends of the Arena which totaled 1,000 new seats; relocated the press box to the West side of the arena and expanded seating from 85 to 96 seats; constructed six new superboxes and 88 club seats where the old press box was located; and constructed 16 new eight seat Golden Circle Boxes, located at each exit entrance to the concourse.

Spectacor Management Group (SMG) is the management company for both the Civic Arena and Three Rivers Stadium. Philadelphia based SMG is universally recognized as the world leader in the private management of public assembly facilities. SMG currently operates 55 local venues worldwide including the Los Angeles Coliseum, Louisiana Superdome, London Arena (England), Soldier Field (Chicago), and Long Beach Entertainment Center. SMG facilities host more concerts than any presenter in the world.

Twenty-two professional sports teams and nine major collegiate men's basketball and football programs make their home at SMG buildings. SMG facilities have hosted many prestigious events such as the Democratic and Republican National Conventions, The Superbowl, The World Series, NCAA Men's Regional and Final Four Basketball Championships, NBA Championships, NHL Stanley Cup Finals, the Amnesty International World Tour, the 1984 Summer Olympics and the Amnesty International World Tour.



Mark Anderson
Manager, Corporate
Tax Services



Steven A. Babin, Jr.
Vice President, Manager
Corporate Tax Services



Taylor Babin
Director,
Accounting Services



Scott Baker
Director, Corporate
and Tax



Jeff Barlow
Vice President,
Tax Services



Christa Lee Baskin
Administrative
Assistant



Tracy Baskin
Executive
Assistant



Steve Beaman
Director,
Accounting Services



Debbie C. Biddle
Assistant
Business Manager



J. Robert Binkley
Manager,
Financial Services



Bruce W. Black
Assistant Vice President,
Financial Services



C. J. Boyd
Business
Manager



George Bruns
Vice President
& General Counsel



Patricia C. Brown
Director of Security
Services, Financial Services



Elizabeth Brumby
Manager,
Financial Services



James C. Brown
Director



Elizabeth Brown
Executive
Assistant



Nancy E. Brown
Director of
Public Relations



Amy H. Brown
Administrative
Assistant



Harrison Brown
Director,
Financial Services



Vicki Brown
Director of Human Resources
Services, Financial Services



Dan Burns
Director of Operations
Services, Financial Services



Eileen C. Bush
Administrative Assistant
Financial Services



Lynette Campbell
Accountant



Bill Campbell
Director of
Financial Services



Paul Chamberlain
Accountant



Alan Collins
Director of Financial
Services, Financial Services



Carol A. Cook
Administrative
Assistant



Bruce D. Cook
Manager, Financial
Services

The Penguins Community Relations program is truly a team effort...

It is Dave Rocne cautioning grade school youngsters in the Pittsburgh area schools on the dangers of substance abuse...It is the entire team helping local disadvantaged children so not winter clothing during the Penguins Project Bundle Up Shopping Day...It is players and coaches visiting Children's Hospital...It is a special Penguins ticket program raising over \$18,000 for the Make-A-Wish Foundation...It is Francois Leroux visiting the Pittsburgh area Boys and Girls Clubs...It is players and coaches along with Penguins announcers making anti-drug school appearances...It is Howard Baldwin endorsing and supporting a community program no one feels is a privilege and not an obligation for the team...It is the fans who donate thousands of dollars and thousands of pounds of food at Penguins food drives...It is Ken Wregget serving as Honorary Chairperson for the Penguins/USX Annual Blood Drive...It is Local Union 57 donating its services to hand out posters for charity handout nights at the Civic Arena...It is the Penguins' amateur hockey development director spending many nights with area amateur hockey organizations...It is the Penguins and their wives raising one million dollars over the past 10 years for the fight against cystic fibrosis with the Penguins At Your Service annual dinner...It is the 21 Continuing Education Scholarships given the past four years to Pittsburgh inner-city high school seniors...It is four years of awarding the Bob Johnson Scholarship to deserving Pittsburgh area students...It is the Penguins community relations program, a fully-planned, comprehensive program that seeks to maximize the team's involvement with, and contributions to charities, social service organizations, amateur sports programs and schools in the In-State area.

ANTI-DRUG PROGRAM

The Penguins anti-drug effort is the heart of the team's community relations program. Included in the program are school appearances, an anti-drug video, production of anti-drug posters and television and radio public service announcements.

Players and coaches make school appearances throughout the season. The assemblies are emceed by Penguins announcers. Also taking part in the program are a DARE anti-drug information specialist or an FBI agent and a representative from St. Francis Hospital's drug dependency unit.

The Penguins have distributed over 300,000 anti-drug posters in the last five years to schools, amateur sports groups and the western Pennsylvania police departments.

Over 3,000 copies of the Penguins anti-drug video Goals For Life have been distributed to area schools and police departments.

PENGUINS COMMUNITY AFFILIATIONS

The Penguins are involved with a wide range of community and social service organizations in the western Pennsylvania area. Some of the programs are very extensive and some are limited, but in all cases the Penguins presence has been very beneficial.

The groups who receive all or some of the above support programs are: Allegheny Valley School, Alzheimer's Disease Alliance, American Heart Association, Animal Friends, Ashley Burnasso Cancer Research Fund, The Greater Pittsburgh Community Food Bank, Boy Scouts, Boys Clubs/Girls Clubs, Carnegie Library, Children's Hospital, Cystic Fibrosis Foundation, DARE, Diabeteis Association, Pittsburgh Fire Department, Girl Scouts, Goodwill, State Forestry Department, Habitat for Humanity, Junior Achievement, The Kliney Foundation, The Leukemia Society, Mothers Against Drunk Driving, Make-A-Wish Foundation, Mom's House, Pittsburgh School Board, PA Liquor Control Board, St. Francis Hospital, The Salvation Army, Allegheny County Special Olympics, Pennsylvania State Police, Veterans Hospitals and the Pittsburgh Zoo.

Some of the very special programs involving some of the above organizations are: support of the Boy Scouts Spring and Fall Round Ups; extensive involvement with the Carnegie Library's Read To Me and Summer Reading programs; a practice and luncheon for the Make-A-Wish Foundation and its patients with all the Penguins players; the Adopt Your Favorite Penguins Player program with the Zoo; Penguins shopping day with disadvantaged youngsters for Project Bundle-Up and a poster contest with Junior Achievement.

HOSPITAL VISITS

Each year, the Penguins players and coaches make a visit to the Pittsburgh Children's Hospital. The team has also visited patients at Veterans Hospitals, Allegheny General Hospital and St. Francis Hospital.

SCHOLARSHIPS

The Penguins have three scholarship programs. The Bob Johnson Scholarship, the Continuing Education Scholarships for Pittsburgh senior high school students and the Girl Scouts Gold Award Scholarship.

The Penguins started the Johnson program in 1993 in honor of the late Penguins coach who led the club to its first Stanley Cup Championship in 1991. Coach Johnson died less than six months later of brain cancer. The \$2,500 Johnson Scholarship is presented to a western Pennsylvania high school senior for academic achievement, community service and demonstrated leadership, sportsmanship and a positive attitude as a member of the student's high school hockey program. Applicants must have a 3.2 grade point average.

The Continuing Education Scholarship program was started in 1993 with three \$1,000 scholarships. The Penguins increased the number of scholarships to five in 1994 and five will once again be presented in 1997. The scholarships are awarded on the basis of academic achievement, community involvement and participation in school activities. All applicants must have a 3.0 grade point average. The scholarship money can be used at a four-year college, a junior college or a professional/technical school.

1995 was the first year for the Girl Scouts Gold Award Scholarship. A committee including select Girl Scouts staff and a Penguins representative chose the winner based upon community commitment, academics and financial need. The \$1,000 award will be presented again in 1997.

Over the past four seasons, the Penguins have awarded five Bob Johnson Scholarships and 21 Continuing Education Scholarships to deserving high school seniors.

FOOD AND TOY COLLECTIONS

In March of 1992, the Penguins held their first SCORE AGAINST HUNGER NIGHT for the benefit of the Greater Pittsburgh Community Food Bank. Thus far, the live food drives have resulted in food donations totaling 3,037 pounds and over \$3,000 in cash donations. Another food drive is scheduled during the 1996-97 season. The Penguins have also combined with the Salvation Army for toy collection nights. Over 1,780 toys and \$7,919 were collected over the past three years. Another toy collection is scheduled for 1996-97.

TELEVISION/RADIO PUBLIC SERVICE ANNOUNCEMENTS

The Penguins have supported a number of charitable organizations with the assistance of players, coaches and General Manager Greg Patrick in television and radio public service announcements. Over the past four seasons, the Penguins have made 41 PSAs.

POSTERS

Last season the Penguins were featured in six posters that were produced for local charities and social service groups. A total of 173,000 posters were printed and distributed.

PENGUINS INFORMATION BOOTH

One of the most successful non-player activities that the Penguins have started is allowing organizations to use the Penguins information booth on a game night to distribute literature to any of the 17,000 plus fans who are interested. Public address announcements alert the fans to the organization in the booth at each game. Last year, 25 charity, social service and public service organizations used the information booth.

PENGUINS AT YOUR SERVICE DINNER

Penguins Director of Public Relations Cindy Himes started this event for the benefit of the Cystic Fibrosis Foundation in 1985. Over the past 10 years, the dinner has raised over one million dollars for successful research into discovering a cure for cystic fibrosis. The black-tie affair has turned into one of the major social events of the year in Pittsburgh.

Penguins players work as waiters at the event, which also includes a major fundraising auction at the end of the evening.

PENGUINS/USX BLOOD DRIVE

In August, the fifth annual Penguins-USX (formerly US Steel) Blood Drive for the benefit of the Pittsburgh Central Blood Bank was held at the USX Tower Building. During the first five years, the "Score One For Life" blood drives have collected 2,669 units of blood which have benefited over 8,000 area patients. Penguins players, announcers and staff appeared at the event to sign autographs for the donors.

PENGUINS SUMMER CARAVANS

The Penguins held their first annual Summer Caravan in 1996. Trips were made to Erie, Indiana, Johnstown, Youngstown and Wheeling. Fans in the tri-state area had the opportunity to meet Penguins players Ken Wregget, Dave Roche and Chris Weis along with alumnus Troy Loney and mascot Keithburgh. During the trips, the Penguins group addressed Rotary and Lions Clubs, held autograph sessions and conducted youth hockey clinics.



The agreement between the Pittsburgh Penguins and the Central Red Army Team that was signed in June of 1993 was the first international sports marketing joint venture between a United States professional team and a European sports franchise. The marriage of exciting American sports entertainment to the rich Russian hockey tradition has produced sold out arenas and nationally televised games.

On November 7, 1993, the Russian Penguins sold out the Sport Palace with over 6,000 fans crammed into an arena that holds 5,600. The sellout was their first since 1984 during the glory years with such stars as Vacheslav Fetisov, Vladimir Krutov, Igor Larionov and Sergei Makarov.

CSKA fans appreciate good hockey and enjoy western style sports entertainment. Russian Penguins games feature light shows, rock and roll music, Olympic gold medal figure skaters, circus acrobats, dance teams, fan penalty shots against professional goaltenders, legends tributes and even dancing bears.

The Russian Penguins captured the attention of major media outlets in the United States during its inaugural season. The team was featured in Business Week, Time Magazine and Sports Illustrated and on CBS, NBC and CNN television.

"This agreement has helped to bring back the great tradition of the Central Red Army Team to its fans," Penguins Chairman of the Board Howard Baldwin remarked. "We have retired numbers of the all-time greats and strengthened the bond between the ownership, the fans and the team."

"The fact that so many members of the Central Red Army Team have been taken in the past two NHL Drafts certainly shows the major improvements that have been made."

In June of 1994, Disney Sports Enterprises, Inc., announced that it had purchased an interest in Penguins Army (International) Ltd., (PAII), as part of a three way working agreement with the Central Red Army Hockey Team and the Pittsburgh Penguins Hockey Club. This agreement provides Disney Sports Enterprises, Inc. with some operational control and certain ownership rights with the Central Red Army Hockey Team.

"This three-way agreement is 'historic' for all parties concerned," said Disney Sports Enterprises, Inc. President Tony Tavares. "Our association with the Central Red Army Hockey Team provides us with the opportunity to market a legendary Russian team world-wide and gives us an active involvement in the development of Russian hockey talent."

Both Tavares and Baldwin feel this is just the beginning of many opportunities in Europe for professional hockey.

The Central Red Army organization has produced many top NHL performers over the past few years including Vancouver's Pavel Buro and Alexander Mogilny, Detroit's Sergei Fedorov and Igor Larionov, Dallas' Sergei Zubov and Buffalo's Alexei Zhitnik.

Pittsburgh Penguins superstar Mario Lemieux announced in July of 1993 that he had formed the Mario Lemieux Foundation to assist cancer research programs.

The Foundation's support is available to organizations and research hospitals throughout the United States and Canada. Pittsburgh Penguins' staff personnel will handle the day-to-day administration of the Foundation, but all grants are made by a board of directors headed by Lemieux.

"As I went through the treatments for Hodgkin's disease in the winter of 1993, I began to realize how fragile life can be," Lemieux said. "I saw how fortunate I was to be able to play the greatest game in the world, enjoy two Stanley Cup Championship seasons and have the financial freedom to do the things I like. But what about the people who are not as fortunate? I felt that I had to give something back to the community, and this is when I decided to form the Lemieux Foundation."

"Cancer research has always been important to me and is the major focus of the Foundation. However, we have and will continue to assist other civic and charity programs as the need arises, such as the program to assist the families of the Oklahoma City tragedy. I have a hand in all the decisions of the Foundation, although the Penguins' staff handles the basic administration on a daily basis. Our board of directors meets four times a year to make final decisions on grants."

"I am very excited about the Foundation. I think my success as an athlete will help to attract some major donors, which in turn will allow us to help a lot of people in many ways. The Foundation is not just a short-term project. I look at it as a life-long opportunity to give something back to those less fortunate."

In addition to Lemieux, the Foundation's Board of Directors includes his wife, Nathalie, Penguins' Owner and Chairman of the Board Howard Baldwin and his wife Karen, Penguins' Owner Tom Ruta, Penguins' President Jack Kelley, Penguins' CEO Steve Ryan, C. Kent May, partner in the law firm of Eckert, Seamans, Cherin & Mollot, Thomas Grealish, Vice President of Henderson Brothers, Pittsburgh attorney Chuck Greenberg and sports executives Tom Reich and Steve Reich. Lemieux serves as president of the Foundation, and Kelley is the executive director.

One of the foundation's major fundraising projects is a celebrity golf tournament that started in July of 1995 and which has raised a total of \$400,000. The money has gone to both the Lemieux Foundation and the Ashley Barrasso Cancer Research Fund.

"Mario's decision to proceed with the Foundation is a reflection of his ongoing concern for others," Baldwin said. "He is a unique individual both on and off the ice and is certainly one of the most respected athletes in the world today."

Although he has been the dominant player in the National Hockey League for the last decade, Lemieux's greatness was most evident in the 1992-93 season. He was scoring at a record-breaking pace and was on target to break Wayne Gretzky's single season scoring record for points. However, on January 15, 1993 he announced that he had been diagnosed with Hodgkin's disease.

Lemieux missed 20 games while undergoing radiation treatment, but when he returned on March 2nd, he went on a feverish scoring pace that brought him the NHL scoring title, the Hart and Masterton Trophies and First Team All-Star Center honors. It also sparked the Penguins to an NHL record 17-game winning streak. Lemieux scored 69 goals and added 91 assists for 160 points in just 60 games. He also led the league in plus/minus with a plus 55.

Lemieux did not play during the 1994-95 season. He took the year off to fully recover from a nagging back injury and fatigue. Many people thought he would never play again, but number 66 came back to win his fifth NHL scoring title in 1995-96, with 69 goals and 92 assists for 161 points. He was named as the league's most valuable player for the third time and to the NHL's First All-Star Team for the fifth time.

Another great comeback!



THE PLAYERS





Left Wing

HT/WT: 6' 1" / 255 lbs. **Shoots:** Left **Age:** 26
Born: Bradford, Ontario, March 25, 1970

Acquired: Signed as a free agent by Pittsburgh
July 31, 1996.

CAREER HIGHLIGHTS

MILESTONES ACHIEVED: 100th game:
(10:18 05 at Los Angeles).

MILESTONES WITHIN REACH: (Current
Total): 200th game (154)

FIRST NHL GAME: February 7, 1991 - in a
2-1 Canucks win at Philadelphia.

FIRST NHL POINT: November 3, 1993 - an
assist in a 6-3 Canucks loss at NY Rangers.

FIRST NHL GOAL: January 5, 1994 - in a
7-2 Canucks win at Ottawa vs Darren
Madley.

MOST GOALS, GAME: 1 - January 5, 1991
- in a 7-2 Canucks win at Ottawa and
January 28, 1996 in a 3-2 Flyers overtime
loss at Washington.

MOST ASSIST, GAME: 1 - Five times.

MOST POINTS, GAME: 1 - Seven times.

MOST PENALTY MINUTES, GAME: 35 -
March 29, 1996 - in a 6-5 Flyers overtime
win at Buffalo.

CAREER RECORD VS


TEAM	GP	G	A	PTS	PIM	TEAM	GP	G	A	PTS	PIM
Anaheim	5	0	3	0	24	New Jersey	10	0	0	0	40
Boston	7	0	0	0	1	NY Islanders	6	0	1	1	9
Buffalo	7	0	2	2	56	NY Rangers	7	0	1	1	30
Calgary	7	0	0	0	11	Ottawa	7	1	0	1	31
Chicago	5	0	0	0	11	Pittsburgh	4	0	0	0	0
Columbus	6	0	0	0	1	Pensacola	1	0	0	0	3
Ottawa	5	0	0	0	22	Scranton	6	0	0	0	5
Quebec	7	0	0	0	9	St. Louis	6	0	0	0	28
San Jose	6	0	0	0	3	Tampa Bay	7	0	0	0	34
Toronto	8	0	0	0	6	Toronto	6	0	0	0	19
Winnipeg	6	0	0	0	9	Washington	2	0	0	0	7
Los Angeles	5	0	0	0	20	Washington	3	1	0	1	21
Montreal	7	0	1	1	6	Winnipeg	3	0	0	0	10
TOTALS	159	2	5	7	530						

1995-96 SEASON REVIEW

Was signed as a free agent by the Penguins on July 31, 1996. Last season played for the Philadelphia Flyers, recorded four points (1+3), which is his single-season career high. Led the Flyers with 204 penalty minutes. Played in a career-high 64 games. Scored his only goal of the season on January 28 at Washington. Served a one-game league suspension for receiving two game misconducts on March 29 at Buffalo. Missed five games due to injuries. **PLAYOFFS:** Played in seven of the Flyers' 12 playoff games, recording two points (1+1), including one game-winning goal. Was tied for fourth on the team with a plus-three rating.

PRO CAREER

1990-91: Playing in his first professional season with Milwaukee (IHL), scored 17 goals and led his team with 330 penalty minutes.



1991-92: In 52 games with Milwaukee, ranked seventh on the team in goals (17) and third in the IHL with 346 penalty minutes.

1992-93: Played in 41 games with Hamilton (AHL), recording seven points and leading his team with 172 penalty minutes.

1993-94: In his first full season in the NHL, played in 56 games for the Canucks and ranked second on the team in penalty minutes with 172...Played in 16 of the Canucks 24 playoff games, as they lost to the Rangers in the Stanley Cup Finals...Played in all seven games of the finals, recording one assist.

1994-95: Began the season with the Canucks, playing in seven games, prior to being traded to Philadelphia on Feb. 15... Played in 25 games with the Flyers in the regular season and 13 playoff games.

JUNIOR CAREER

1987-88: Playing in 52 of North Bay's (OHL) 86 games, recorded 163 penalty minutes, which ranked fifth on the team.

1988-89: In 57 games, recorded 27 points and ranked second with 201 penalty minutes, playing with North Bay.

1989-90: Ranked fourth on North Bay in goals (25) and points (56) and led the team with 201 penalty minutes... Was a teammate of Derian Hatcher (Dallas Stars).

Boy in goals (25) and points (56) and led the team with 201 penalty minutes... Was a teammate of Derian Hatcher (Dallas Stars).

PERSONAL

Single. Spends the off-season at his summer home in Ontario...Enjoys getting fishing and riding his Harley Davidson motorcycle...Did not start playing hockey until the age of 12...Threw the shot put, discus and javelin and played football in high school.

AMATEUR AND PROFESSIONAL PLAYING RECORD

SEASON	TEAM	LEAGUE	REGULAR SEASON											PLAYOFFS				
			GP	G	A	PTS	PIM	PP	SH	GW	S	GP	G	A	PTS	PIM		
1987-88	North Bay	OHL	52	5	2	7	12											
1988-89	North Bay	OHL	57	27	21	27	247							6	1	2	8	26
1989-90	North Bay	OHL	59	25	17	52	348							1	1	3	17	17
1990-91	Vancouver	NHL	2	0	0	0	0	-2	0	0	0	2						
1991-92	Vancouver	NHL	56	17	7	24	330											
1992-93	Vancouver	NHL	4	0	0	0	25	-1	0	0	0	6						
1992-93	Philadelphia	NHL	25	1	10	11	348							1	2	2	29	
1993-94	Vancouver	NHL	55	1	2	3	190	-13	0	0	1	25	16	0	1	1	36	
1994-95	Vancouver (B)	NHL	7	0	0	0	16	-4	0	0	0	4						
1994-95	Philadelphia	NHL	25	0	0	0	61	0	0	0	12	13	-1	1	1	10		
1995-96	Philadelphia (C)	NHL	64	1	3	1	204	-4	0	0	0	34	7	1	1	2	28	
NHL TOTALS			159	2	5	7	530	22	0	0	1	83	36	1	3	4	74	

All statistics are based on the NHL's official record book. Statistics for the 1995-96 season are preliminary and subject to change.



Goaltender

HT/WT: 6' 3" 211 lbs. **Catches:** Right **Age:** 31
Born: Boston, Massachusetts, March 31, 1965

Acquired: Traded by Buffalo to Pittsburgh with Buffalo's third round draft choice in 1990
Entry Draft: for Doug Rodger and Darrin Shannon on November 12, 1988.

CAREER HIGHLIGHTS

MILESTONES ACHIEVED: 100th win (12:23-87 at Detroit)...200th win (3:19:92 vs Quebec)...500th game (4:7:93 vs Montreal)...250th win (11:18:93 vs Washington).

MILESTONES WITHIN REACH: (Current Total) 500 games (597)...300 wins (295).

FIRST NHL GAME: October 5, 1983 - in a 5-3 Buffalo win vs Hartford

FIRST NHL WIN: October 5, 1983 - in a 5-3 Buffalo win vs Hartford.

FIRST NHL SHUTOUT: January 18, 1984 - in a 4-0 Buffalo win at Los Angeles

CAREER RECORD VS

TEAM	GP	MIN	GA	SO	AVG	W-L-T	TEAM	GP	MIN	GA	SO	AVG	W-L-T
Anaheim	2	125	4	0	1.00	1-0-1	New Jersey	48	2623	157	2	3.18	24-12-6
Boston	45	2661	150	2	3.56	21-11-7	NY Islanders	34	1906	112	1	3.50	19-10-7
Buffalo	16	913	43	1	2.12	9-6-1	NY Rangers	38	2285	137	1	3.50	19-14-4
Calgary	17	860	55	0	3.21	8-8-0	Chicago	10	600	16	1	1.60	6-1-3
Chicago	50	1509	82	0	4.07	10-8-1	Philadelphia	35	2014	198	2	3.29	17-12-5
Colorado	36	2066	126	0	3.68	17-14-3	Pittsburgh	11	655	25	0	3.21	4-3-3
Dallas	54	289	45	0	3.12	6-5-2	San Jose	9	480	24	1	2.94	5-1-2
Detroit	25	1464	78	1	3.13	11-7-7	St. Louis	21	1157	61	1	3.16	10-6-9
Edmonton	15	864	65	0	4.27	5-3-1	Tampa Bay	4	200	9	0	2.25	2-0-1
Florida	5	259	13	0	2.61	4-1-0	Toronto	18	1031	47	1	3.34	11-6-1
Hartford	48	2175	156	1	3.27	21-19-5	Vancouver	15	668	59	0	4.08	10-5-0
Los Angeles	50	1084	68	1	3.65	8-12-7	Washington	54	3848	193	1	3.27	15-17-2
Montreal	38	2254	123	2	3.54	11-19-5	Winnipeg	22	1260	71	0	3.11	16-4-0
TOTALS								597	34355	1962	23	3.43	295-213-63

1995-96 SEASON IN REVIEW

Led the Penguins in wins with 29 and was tied for ninth in the NHL, his 10th season with 20 or more wins...Had a season-high 10-game unbeaten streak (8-0-2) from Oct. 14 to Nov. 17...Had a seven-game road unbeaten streak (5-0-2) from Oct. 20 to Nov. 17...Tied the club record for the longest road unbeaten streak...Recorded two shutouts (Jan. 17 at Buffalo and Feb. 16 at Winnipeg), which raises his career total to 23...Allowed three goals or less in 27 of his 45 complete games...Missed 12 games with groin and shoulder injuries. **PLAYOFFS:** Played in 10 games, recording a record of 4-5 and a goals against average of 2.80...Recorded one shutout, his fifth career playoff shutout, on May 28 vs Florida...Ranked fourth in the league with a save percentage of .922...Missed four playoff games with muscle spasms

NHL CAREER

1983-84: Was selected by the Buffalo Sabres in the first round of the 1983 Entry Draft. Was drafted fifth overall, the highest a goalie has ever been drafted. Played in his first game at the age of 18. Won the Veitch Trophy as the NHL's best goaltender and the Calder Trophy.



as the NHL's rookie of the year. One of only four goalies to win both awards in the same season. Was the first U.S-born player to win the Calder Trophy since 1939 and the first goalie to win the award since 1972... Also in his rookie season, was named to the First All-Star Team and to the All-Rookie Team... Ranked second in the league with a goals against average of 2.34

1984-85: Shared the William Jennings Trophy with Bob Sauve, while finishing second in the Vezina Trophy voting behind Petin Lemburgh of Philadelphia. Led the NHL with a goals against average of 2.86 in 54 games and shutouts with five. Finished eighth in the league with 25 wins. Was named to the Second All-Star Team. Voted to start the 1985 NHL All-Star Game in Calgary, allowing two goals in 30 minutes of play. Had a career-high shutout streak of 169:48 and was selected as the Sabres MVP.

1985-86: Finished tied for third in the league in wins with 29... Finished tied for third in the league, playing in 60 games. Faced 1778 shots, the second most in the league **1986-87:** Recorded two shutouts during the season, which was tied for third in the NHL. Recorded 17 of the Sabres 78 total victories

1987-88: Was again second in the

Vezina voting, this time to Edmonton's Grant Fuhr... Was tied for fifth in wins with 25 and was tied for third with a save percentage of .896. Was named NHL Player of the Month in January 1988, the first Sabre ever so honored. Was again named the Sabres MVP...

AMATEUR AND PROFESSIONAL PLAYING RECORD

SEASON	TEAM	LEAGUE	REGULAR SEASON							PLAYOFFS				
			GP	W-L-T	MP	GA	SO	AVG	GP	W-L	MP	GA	SO	AVG
1971-72	Amherst College	ECAC	30			30			1.14					
1972-73	Amherst College	ECAC	29						1.14					
1983-84	Buffalo Sabres	NHL	42	26-12-0	2475	117	2	2.84	3	0-2	138	8	0	3.18
1984-85	Buffalo Sabres	NHL	54	25-18-10	3246	144	5	2.86	5	2-0	300	22	0	4.35
	Buffalo Sabres	AHL	4	2-1-1	250	16	1	3.75						
1985-86	Buffalo Sabres	NHL	60	28-24-8	3561	214	2	3.61						
1986-87	Buffalo Sabres	NHL	48	17-23-2	2901	152	2	3.85		1-0	224	16	0	4.29
1987-88	Buffalo Sabres	NHL	54	25-18-8	3123	170	2	3.31	4	1-0	224	16	0	4.29
1988-89	Buffalo Sabres	NHL	10	2-2-0	535	46	0	4.05						
	PITTSBURGH	NHL	44	18-15-7	2406	162	0	4.04	11	7-4	631	40	0	3.80
1989-90	PITTSBURGH	NHL	24	7-12-0	1294	101	0	4.68						
1990-91	PITTSBURGH	NHL	48	27-16-0	2754	165	1	3.59	20	12-7	1175	51	1	2.60
1991-92	PITTSBURGH	NHL	57	25-22-0	3329	196	1	3.53	21	11-5	1223	58	1	2.82
1992-93	PITTSBURGH (P)	NHL	63	43-16-5	3782	186	4	3.01	12	7-5	722	35	2	2.95
1993-94	PITTSBURGH	NHL	44	22-15-0	2482	139	2	3.36	5	2-4	356	17	0	2.87
1994-95	PITTSBURGH	NHL	2	0-1-1	125	8	0	3.84	2	0-1	80	8	0	5.00
1995-96	PITTSBURGH	NHL	49	29-16-2	2799	160	2	3.43	10	4-5	558	26	1	2.80
	NHL TOTALS		597	295-210-63	34354	1962	23	3.43	94	51-39	5418	281	5	3.11
	PGA TOTALS		329	171-111-35	18891	1147	10	3.55	82	48-31	4755	225	5	2.97

1971-72, 1972-73, 1983-84, 1984-85, 1985-86, 1986-87, 1987-88, 1988-89, 1989-90, 1990-91, 1991-92, 1992-93, 1993-94, 1994-95, 1995-96

Amherst College, Amherst, Mass., 1971-73

Amherst College, Amherst, Mass., 1971-73

Amherst College, Amherst, Mass., 1971-73

Amherst College, Amherst, Mass., 1971-73

Amherst College, Amherst, Mass., 1971-73

Amherst College, Amherst, Mass., 1971-73

Amherst College

TOM BARRASSO

1988-89: Was acquired by Pittsburgh from Buffalo, playing in 44 games with the Penguins...

Set a club record making 57 saves on March 12, 1989 at Chicago in a 6-5 victory

1989-90: Missed 23 games due to a broken right wrist suffered on Oct. 14 vs Montreal and 23 games due to a leave of absence given by the team on Feb. 9, due to his daughter's illness.

1990-91: Set a club record with 27 wins (which he has since broken)... Named NHL Player of the Month for December 1990, playing in seven games and recording a goal's against average of 2.29 and a record of 7-0-0...Tied a club record with seven consecutive victories from Dec. 3-31 (which he has since broken)...Led all goalies in the playoffs with a goals against average of 2.60, was second in wins with 12 and finished first with a .919 save percentage... Recorded his first career playoff shutout in the Stanley Cup of closing game on May 25, 1991 at Minnesota (8-0).

1991-92: Was tied for 10th in the league with 25 wins...Set the club record for victories on the road with 12 (which he has since broken)...Won the last 11 games of the playoffs to set an NHL record for consecutive wins in the playoffs...Recorded a 2.14 goals against average in the last 11 games of the playoffs...Won 16 overall games in the playoffs, which ties an NHL record for wins in a single playoff year

1992-93: Was named to the NHL Second All-Star Team and finished second to Ed Belfour (Chicago) in the voting for the Vezina Trophy...Led the NHL with 43 victories, which was a single-season personal career high...Finished third in the league with a goals against average of 3.01 and fourth in save percentage (.901)...Led the NHL with a .722 winning percentage...Had a club-record 14-game winning streak from March 9 to April 9...Had a consecutive shutout streak of 118-18 from Feb. 8-10, the second longest in team history...Broke Denis Herron's club record for career wins with his 89th on Nov. 20 at New Jersey...Set team records for the most wins (43), home wins (24) and road wins (19) in a season...Tied the club record for the most games played by a goaltender (63), set by Greg Millen in 1980-81...Recorded eight assists to set a club record for assists in a season by a goaltender...Won the first three games of the 1993 playoffs to extend his playoff winning streak to an NHL record 14 games.

1993-94: Led the team with 22 wins, his eighth season with 20-or-more wins...Set the record for the most victories by an American-born goalie with his 253rd win on Feb. 15 vs the Winnipeg Jets, breaking the record held by Frank Brimsek...Won his 250th game on Nov. 18 vs Washington...Missed 30 games due to injury during the season, including 14 with a sprained left knee suffered on Dec. 28 vs Philadelphia

1994-95: Underwent surgery to repair tendon and cartilage damage in his right wrist on Jan. 20, 1995...Only to hurt his wrist during the 1994 playoffs against Washington...Returned to practice on April 3...Missed the first 43 games of the season...Returned to the lineup on April 26 at New Jersey, making 31 saves in a 3-3 overtime tie...Played in one other regular season game, suffering a 5-2 loss at Boston on April 30...Played in two playoff games against the Washington Capitals...In his only start, allowed six goals in a 6-2 loss in Game Four on May 12...Replaced Ken Wregget in Game Three on May 10 at the start of the third period, allowing two goals and was not involved in the decision.

HIGH SCHOOL CAREER

Played four seasons with Acton-Boxboro High School near Boston, receiving All-Scholastic honors each year

INTERNATIONAL CAREER

Was a member of Team USA in the 1984 and 1987 Canada Cup Tournaments...During the 1984 Canada Cup, played in five of the team's six games, recording a goal's against average of 3.10 and a record of 2-2-1...In the 1987 tournament, played in one game, allowing five goals in a 5-1 loss to the Soviet Union...Played in the 1983 World Junior Championships in Leningrad for the United States Team...Played in four games, and had a goals against average of 3.04 and a record of 1-2-0...Other members of that team that went on to play in the NHL were John Vanbiesbrouck, Tony Granato, Brian Lawton, Rick Zombo and Kelly Miller.

TOM BARRASSO

PERSONAL

Tom and wife Megan have three daughters, Ashley (9), Ke sey (7) and Ma lory (4). Resides in Pittsburgh year-round. Enjoys spending time with his family.

CAREER NOTES

- Ranks 13th in NHL History in career wins with 295 and fourth among active goalies.
- Ranks 20th in NHL History in career games played with 597 and 4th among active goalies.
- Is tied for third among active goalies with 23 career shutouts.
- Is the all-time leader among American-born goaltenders in wins (295), games played (597) and ranks third in shutouts (23).
- Ranks last among goaltenders in career assists with 49.

PENGUINS CLUB RECORDS

- Holds the club record for the most career wins (171), games played (329) and minutes played (18,891) and ranks second in shutouts (10).
- Holds the club record for the most wins in a season (43 in 1992-93), most home wins in a season (24 in 1992-93) and most road wins in a season (19 in 1992-93).
- Holds the club record for the longest winning streak (14 in 1992-93) and the longest unbeaten streak (15 in 1992-93).

PLAYOFF NOTES

- One of only five active goaltenders to have won at least two Stanley Cups.
- Holds club playoff records for goaltenders for the most games played (82), wins (48) and shutouts (5).
- In the Stanley Cup Finals, has a goals against average of 2.17 and a record of 7-2.
- Holds the NHL Playoff record for the longest winning streak in playoff history, winning 14 straight games from the last 11 games of the 1992 Playoffs through the first three games of the 1993 Playoffs.
- Is tied for the NHL Playoff Record for the most wins in one playoff year, 15 (set during the 1992 Playoffs).

HONORS AND AWARDS

- One of only four goalies in NHL History to win the Vezina Trophy and the Calder Trophy in the same season (1983-84).
- Has been named to the First All-Star Team once (1983-84) and to the Second All-Star Team twice (1984-85 & 1992-93).
- Named to the NHL All-Rookie Team in 1983-84.
- Shared the William Jennings Trophy with Bob Sauve in 1984-85.
- Named as one of the Ten Outstanding Young Americans by the United States Jaycees in January of 1994.

BARRASSO'S PLACE AMONG ACTIVE GOALTENDERS

GAMES PLAYED		WINS		SHUTOUTS	
1. Fuhr	675	1. Moog	326	1. Roy	30
2. Beaulac	663	2. Fuhr	320	2. Gelfand	29
3. Moog	623	3. Roy	311	3. VanBenschouck	23
4. Hrudoy	601	4. BARRASSO	295	BARRASSO	23
5. BARRASSO	597	5. Vernon	288	5. Moog	22



JEAN-JACQUES DAIGNEAULT 36



Defense

HT/WT: 5'10" 186 lbs. **Shoots:** Left **Age:** 36
Born: Montreal, Quebec, October 12, 1965

Acquired: Traded by St. Louis to Pittsburgh for Pittsburgh's sixth round draft choice in the 1996 Entry Draft on March 20, 1996

CAREER HIGHLIGHTS

MILESTONES ACHIEVED: 800th game (11/30/99 at Winnipeg) - 100th point (1/6/91 vs Pittsburgh) - 100th assist (12/26/91 at Quebec)

MILESTONES WITHIN REACH (Current Totals): 200th game (10/31) - 200th point (1/8/01)

FIRST NHL GAME: October 11, 1984 - in a 2-1 Vancouver loss vs Quebec

FIRST NHL POINT: October 16, 1984 - an assist on a 3-2 Pittsburgh win at Philadelphia

FIRST NHL GOAL: November 10, 1984 - in a 5-3 Vancouver tie at Minnesota vs Gilles Meloche

MOST GOALS, GAME: 2 - March 6, 1987 - in a 7-3 Philadelphia win vs New Jersey

MOST ASSISTS, GAME: 2 - 11/1/88

MOST POINTS, GAME: 3 - December 23, 1984 - in a 5-4 Vancouver loss vs Calgary (1g, 2a) and January 6, 1991 - in a 5-3 Montreal win vs Pittsburgh (1g, 2a)

CAREER RECORD VS

TEAM	GP	G	A	PTS	PIM	TEAM	GP	G	A	PTS	PIM
Anaheim	1	0	0	0	2	New Jersey	51	4	4	13	27
Boston	49	1	4	10	19	NY Islanders	37	7	10	12	17
Buffalo	38	1	6	8	25	NY Rangers	26	0	5	6	32
Calgary	28	5	7	12	13	Ottawa	14	3	7	4	19
Chicago	14	5	4	6	7	Pittsburgh	75	2	6	11	26
Columbus	39	3	9	12	24	Pittsburgh	21	2	11	13	34
Dallas	22	2	5	7	2	Salt Lake	9	0	0	0	2
Edmonton	21	1	3	4	6	St. Louis	20	3	5	8	9
Florida	25	4	3	8	10	Tampa Bay	15	0	1	1	4
Phoenix	8	0	0	0	19	Toronto	26	0	4	4	14
Pittsburgh	98	0	10	13	49	Vancouver	17	0	1	1	15
Los Angeles	32	1	10	11	17	Washington	29	0	2	2	16
Montreal	11	1	0	1	6	Winnipeg	30	0	0	0	30
TOTALS	638	43	138	181	486						

1995-96 SEASON REVIEW

Began the season with Montreal, playing in seven games, recording one point (1). Was acquired by St. Louis on New Year's Eve. Played in 37 games with St. Louis, recording four points (1-3). Was traded by St. Louis to Pittsburgh on March 20 for the Penguins' sixth round draft choice in the 1996 Entry Draft. Played in the Penguins' first 13 regular season games, recording six points (3-3), including scoring a goal in his first game with the Penguins on March 21 vs Edmonton. **PLAYOFFS:** Set a career high in assists (8) and points (10). Ranked fourth on the team in scoring and second among defensemen. Ranked sixth among NHL defensemen in scoring.

PRO CAREER

1984-85: Played in 67 games as a rookie with Vancouver, recording 27 points (14+23). Set a franchise record by 10 points in the final 12 games.

1985-86: In 64 games with Vancouver, recorded 38 points (16+22).

1986-87: Was acquired by Pittsburgh on June 6, 1986 from Vancouver. Played in only one of the Flyers' 21 playoff games due to a pre-draft agreement. Played in Game Four vs the NY Rangers. Scored the game-winning goal with 1:50 to play in the Flyers' 2-1 Game Six Stanley Cup win over the Edmonton Oilers on May 28.

1987-88: Split the season between the Flyers and the Tampa Bay team, Hurricane (AHL).

1988-89: Began the season in Hershey and then was traded by Philadelphia to Montreal. Was assigned by Montreal to Sherbrooke (AHL). Played in 65 games with Sherbrooke, recording 42 points.

1989-90: Split the season between Montreal and Sherbrooke. Played in 36 games with Montreal, recording 12 points (9+3).



1990-91: In 51 games with Montreal recorded 19 points, including a career-high 16 assists

1991-92: Playing a career-high 79 games, recorded 18 points (4+14) for Montreal

1992-93: Scored a career-high eight goals and ranked third on the team with a plus 25... Played in all 20 playoff games, helping Montreal win the Stanley Cup

1993-94: Playing in 68 games with Montreal, recorded 14 points (2+12)... Was suspended by NHL for three games for elbowing

1994-95: Played in 45 of Montreal's 48 games, recorded eight points (3+5)

JUNIOR CAREER

1981-82: Was a teammate of Mario Lemieux's at Laval (QMJHL), recording 29 points in 64 games

1982-83: Was named to the QMJHL First All-Star Team playing with L'Orignal... Was the first 17-year-old to win the Emile Bouchard Trophy as the QMJHL's top defenseman, playing for coach Jacques Lemaire

1983-84: Played 10 games with L'Orignal, before joining the Canadian Olympic Team

INTERNATIONAL CAREER

1984 OLYMPICS: Was a member of Team Canada at the 1984 Winter Olympics, recording two points (1+1) in seven games

PERSONAL

30 and wife Jane have one daughter, Gabrielle (eight months)... Comes from a big family: four brothers and two sisters... Enjoys tennis, swimming and playing golf during the summer... Was a boyhood friend of Mario Lemieux.

AMATEUR AND PROFESSIONAL PLAYING CAREER

SEASON	TEAM	LEAGUE	GP	G	A	PTS	REGULAR SEASON										PLAYOFFS			
							PIM	W	PP	SH	GW	S	GP	G	A	PTS	PIM			
1981-82	L'Orignal	QMJHL	64	1	29	30	41	-	-	-	-	-	-	-	-	-	-	-	-	-
1982-83	L'Orignal	QMJHL	70	26	68	94	58	-	-	-	-	-	-	-	-	-	-	-	-	-
1983-84	Quebec Major Team	QMJHL	56	5	14	19	40	-	-	-	-	-	-	-	-	-	-	-	-	-
	Quebec Minor Team	QMJHL	7	1	1	2	6	-	-	-	-	-	-	-	-	-	-	-	-	-
1984-85	Montreal	QMJHL	17	7	11	18	6	-	-	-	-	-	-	-	-	-	-	-	-	-
1985-86	Vancouver	NHL	67	4	22	27	69	14	2	0	0	93	11	3	73	16	0	-	-	
1986-87	Vancouver (C)	NHL	64	5	23	28	45	20	4	0	0	114	3	0	2	2	0	-	-	
1986-87	Philadelphia	NHL	27	6	16	22	56	12	0	0	1	82	9	1	0	1	0	-	-	
1987-88	Philadelphia	NHL	28	2	2	4	12	4	2	0	0	20	-	-	-	-	-	-	-	
	Montreal	NHL	17	1	5	6	8	-	-	-	-	-	-	-	-	-	-	-	-	
1988-89	Montreal	NHL	17	0	10	10	18	-	-	-	-	-	-	-	-	-	-	-	-	
	St. Louis	NHL	48	3	19	22	47	-	-	-	-	-	-	-	-	-	-	-	-	
1989-90	Montreal	NHL	36	2	10	12	14	31	0	0	1	40	9	0	0	0	2	-	-	
	St. Louis	NHL	38	2	19	21	10	-	-	-	-	-	-	-	-	-	-	-	-	
1990-91	Montreal	NHL	51	3	16	19	31	2	2	0	0	68	5	0	1	1	0	-	-	
1991-92	Montreal	NHL	79	4	14	18	36	16	2	0	0	108	11	0	3	3	4	-	-	
1992-93	Montreal	NHL	66	8	10	16	57	25	0	0	1	68	20	1	3	4	22	-	-	
1993-94	Montreal	NHL	66	2	12	14	73	16	0	0	1	81	7	0	1	1	12	-	-	
1994-95	Montreal	NHL	45	3	5	8	40	2	0	0	0	26	0	0	0	0	-	-	-	
1995-96	Montreal (A)	NHL	7	0	1	1	8	0	0	0	0	0	3	-	-	-	-	-	-	
	St. Louis (I)	NHL	37	1	3	4	24	6	0	0	0	45	-	-	-	-	-	-	-	
	Washington	AHL	1	1	1	2	-	-	-	-	-	-	-	-	-	-	-	-	-	
	Pittsburgh	NHL	13	3	3	6	23	0	2	0	0	13	17	1	9	10	34	-	-	
NHL TOTALS			638	43	136	161	486	32	14	0	4	751	81	3	19	22	76	-	-	
PGH TOTALS			13	3	3	6	23	0	2	0	0	13	17	1	9	10	36	-	-	

© 1996 NHL Properties, Inc. All Rights Reserved.

PHOTO: GUY LAWRENCE/PHOTOGRAPH BY AP/WIDEWORLD; MONTREAL: GUY LAWRENCE/PHOTOGRAPH BY AP/WIDEWORLD

PHOTO: GUY LAWRENCE/PHOTOGRAPH BY AP/WIDEWORLD; MONTREAL: GUY LAWRENCE/PHOTOGRAPH BY AP/WIDEWORLD

PHOTO: GUY LAWRENCE/PHOTOGRAPH BY AP/WIDEWORLD; MONTREAL: GUY LAWRENCE/PHOTOGRAPH BY AP/WIDEWORLD

PHOTO: GUY LAWRENCE/PHOTOGRAPH BY AP/WIDEWORLD; MONTREAL: GUY LAWRENCE/PHOTOGRAPH BY AP/WIDEWORLD

PHOTO: GUY LAWRENCE/PHOTOGRAPH BY AP/WIDEWORLD; MONTREAL: GUY LAWRENCE/PHOTOGRAPH BY AP/WIDEWORLD



Left Wing

H/T/WT: 6' 5" 227 lbs. Shoots: Left Age: 24
Born: Minneapolis, Minnesota, December 18, 1971

Acquired: Pittsburgh's third round choice, 61st overall, in 1990 Entry Draft.

CAREER HIGHLIGHTS

MILESTONES WITHIN REACH: (Current Total) 100th game (69).
FIRST NHL GAME: October 7, 1995 - in an 8-3 Penguins win vs Toronto
FIRST NHL POINT: October 14, 1995 - an assist in a 5-2 Penguins win vs Anaheim.
FIRST NHL GOAL: November 18, 1995 - in a 3-0 Penguins win vs Washington vs Jim Carey.

MOST GOALS, GAME: 1 - Five times
MOST ASSISTS, GAME: 1 - Five times.
MOST POINTS, GAME: 1 - 10 times
MOST PENALTY MINUTES, GAME: 15 - January 17, 1996 - in a 1-0 Penguins win at Buffalo.

CAREER RECORD VS

TEAM	GP	G	A	PTS	PIM	TEAM	GP	G	A	PTS	PIM
Anaheim	2	0	1	1	0	New Jersey	4	0	0	0	2
Boston	3	1	0	1	1	NY Islanders	4	0	0	0	0
Buffalo	1	0	0	0	1	NY Rangers	4	0	1	1	4
Calgary	2	0	0	0	0	Ottawa	5	1	0	1	2
Chicago	2	0	1	1	0	Pittsburgh	5	0	1	1	4
Columbus	1	0	0	0	2	San Jose	1	0	0	0	0
Dallas	1	0	0	0	0	St. Louis	2	0	0	0	0
Detroit	1	0	0	0	0	Tampa Bay	5	0	0	0	0
Edmonton	2	1	0	1	0	Toronto	2	0	0	0	4
Florida	5	0	0	0	0	Vancouver	2	0	1	1	0
Los Angeles	5	0	0	0	2	Washington	4	1	0	1	2
Los Angeles	1	0	0	0	0	Winnipeg	5	1	0	1	0
Montreal	4	0	0	0	0	TOTALS	69	5	5	10	68

1995-96 SEASON REVIEW

Was tied for second among Penguins rookies with 10 points. Ranked second on the team among rookies with five goals. Was tied for second among NHL rookies with three game-winning goals. Played in his first NHL game on October 7 vs Toronto and recorded his first NHL point (an assist) on October 14 vs Anaheim. Scored his first NHL goal on November 18 vs Washington (Jim Carey). Recorded seven (4+3) of his 10 points during the second half of the season. Missed four games due to a neck injury suffered on November 4 vs Philadelphia. **PLAYOFFS:** Recorded three points (1+2) in 16 games during the playoffs. Missed the first two games of the playoffs with a shoulder injury suffered in the last regular season game on April 14 at Boston. Scored his first playoff goal in Game Six at Florida on May 30.

PRO CAREER

1994-95: Playing in his first professional season with the Cleveland Lumberjacks, recorded 33 points (15+18) in 68 games. Ranked second on the team in penalty minutes among left wings with 74. Played in four playoff games, recording one goal.



COLLEGE CAREER

1990-91: Playing in his first season with Minnesota (WCHA), recorded 10 points (6-4) in 20 games.

1991-92: Recorded 17 points (8-9) in 34 games with Minnesota...Minnesota finished the season with a record of 26-6-11 atop the WCHA. One of his teammates that year was Trent Klut (Philadelphia).

1992-93: Set career-highs in goals (11), assists (14) and points (25) while playing 41 games for Minnesota.

1993-94: In his senior season at Minnesota, was limited to only 18 games due to injuries...Suffered a hairline fracture of his left forearm and missed 12 games...Played the next 16 games before suffering a fractured left forearm on February 12 and missed the rest of the season.

PERSONAL

Single...Spends his off-season in Minnesota...Enjoys fishing and water sports.

AMATEUR AND PROFESSIONAL PLAYING CAREER

SEASON	TEAM	LEAGUE	REGULAR SEASON													PLAYOFFS			
			GP	G	A	PTS	PIM	+	-	PP	SH	OW	S	GP	G	A	PTS	PIM	
1982-83	Minnesota	USHS	33	46	77	79	41												
1983-84	Minnesota	USHS	37	59	70	58													
1984-85	U. Minnesota	WCHA	26	9	4	10	26												
1985-86	U. Minnesota	WCHA	35	8	9	17	28												
1986-87	U. Minnesota	WCHA	41	17	34	75	62												
1987-88	U. Minnesota	WCHA	18	7	10	17	45												
1988-89	Colorado	NHL	48	15	17	31	34												
1995-96	PITTSBURGH	NHL	69	5	5	10	68	-5	0	0	3	44	16	1	2	0	19		
NHL & PGH TOTALS			69	5	5	10	68	-5	0	0	3	44	16	1	2	0	19		

Statistics taken from Hockey Reference.com and NHL.com. All statistics are as of the end of the 2005-06 season.



Center

HT/WT: 6' 3" 202 lbs. **Shoots:** Left **Age:** 33

Born: Saint Ste. Marie, Ontario, March 4, 1965

Acquired: Traded by Hartford to Pittsburgh by Cliff Samuelsson and Grant Jennings for John Cullen, Zarek Zalapski and Jeff Parker on March 4, 1991.

CAREER HIGHLIGHTS

MILESTONES ACHIEVED: 300th goal (1/30/93 vs Philadelphia)... 1000th point (10/28/94 vs Quebec)... 1000th game (4/16/95 at Philadelphia)... 800th assist (1/7/95 vs Tampa Bay)... 1,200th point (12/26/95 vs Buffalo)

MILESTONES WITHIN REACH: (Current Total): 900th assist (881)... 1,300 point (1,257)... 400th goal (376).

CAREER HAT TRICKS: 10

FIRST NHL GAME: Nov. 14, 1981 - an 8-4 Hartford loss vs Washington

FIRST NHL POINT: Nov. 18, 1981 - an assist in an 8-5 Hartford win vs Toronto.

FIRST NHL GOAL: Nov. 18, 1981 - in an 8-5 Hartford win vs Toronto vs Vincent Tremblay.

MOST GOALS, GAME: 4 - Feb. 12, 1984 - in an 11-0 Hartford win vs Edmonton

MOST ASSISTS, GAME: 6 - Mar. 5, 1987 - in a 10-2 Hartford win vs Boston.

MOST POINTS, GAME: 6 - Mar. 5, 1987 in a 10-2 Hartford win vs Boston (6A) and Oct. 8, 1988 in a 9-6 Hartford win at Quebec (3Q, 3A).

MOST PENALTY MINUTES, GAME: 16 - Nov. 7, 1992 - in a 4-2 Pittsburgh loss at Toronto.

CAREER RECORD VS

TEAM	GP	G	A	PTS	PIM	TEAM	GP	G	A	PTS	PIM
Anaheim	4	2	5	7	2	New Jersey	50	19	39	58	38
Boston	93	23	78	101	50	NY Islanders	50	13	29	36	28
Buffalo	31	28	37	65	58	NY Rangers	50	15	31	47	42
Calgary	35	10	37	47	16	Ottawa	19	9	18	27	26
Chicago	36	19	34	53	34	Philadelphia	50	20	48	68	45
Columbus	31	30	68	101	97	Pittsburgh	28	14	28	42	19
Dallas	34	12	37	49	28	San Jose	9	5	11	16	0
Detroit	36	18	24	42	23	St. Louis	37	12	28	41	32
Edmonton	34	15	27	42	25	Tampa Bay	12	6	11	17	3
Florida	12	1	5	6	6	Toronto	37	26	39	65	52
Hartford	22	2	31	33	6	Vancouver	34	11	34	45	21
Los Angeles	35	10	25	35	12	Washington	53	9	35	45	40
Montreal	84	35	60	95	79	Winnipeg	34	11	27	38	28
						TOTALS	1085	376	881	1257	799

1995-96 SEASON IN REVIEW

Finished as the NHL's fourth leading scorer with 119 points, a single-season career high. Was his third season with 100-or-more points. Was tied with Mario Lemieux for the NHL lead in assists with 92, a so a single-season career high. Was one of the three finalists for the Selke Trophy, as the NHL's best defensive forward. Ranked second in the NHL with 54 power play points (12+42). Ranked fourth on the team with a plus-25 rating. Recorded a point in 58 of his 77 games, including 34 multiple point games... Scored 27 goals, the 14th season that he has recorded at 20 goals in a season in the NHL... Had six multiple goal games, including a three goal game on Nov. 10 at San Jose... Was held scoreless in three



consecutive games once and two straight games once during the season...Was on the ice for 93 of his team's 109 power play goals (85.2%)...Had a season-high 12-game scoring streak from Mar. 5-30, recording 22 points (2+20)...Was the only player on the team to score more goals on the road (14), than at home (13)...Finished second on the team in even strength assists (49) and fourth in even strength points (63)...Became the 16th player in NHL history to record 800 assists on Nov. 1 vs Tampa Bay and the 24th player to record 1,000 points on Dec. 26 vs Buffalo...Served a two-game NHL Suspension (Feb. 27-28) for a checking from behind penalty incurred on Feb. 24 at Montreal...Missed three games with a hip flexor injury and back spasms. **PLAYOFFS:** Missed all seven games in the third round vs Florida with a broken foot suffered in the second period of Game Five vs the Rangers on May 11... Played in 11 games, recording nine points (3+6)...Recorded six points (3+3) in the first round series vs Washington.

NHL CAREER

1981-82: Began the season with S.S. Maré (OHL) before being recalled by Hartford on Nov. 14...Recorded 68 points (25+43) in 58 games in his rookie season, finishing second on the team in assists.
1982-83: Led the Whalers in points (30) and assists (59)...Recorded his first NHL hat trick on March 6 vs Quebec... Played in the 1983 NHL All-Star Game in Uniondale, NY.

AMATEUR AND PROFESSIONAL PLAYING CAREER

SEASON	TEAM	LEAGUE	REGULAR SEASON											PLAYOFFS			
			GP	G	A	PTS	PIM	±	PP	SH	GW	S	GP	G	A	PTS	PIM
1981-82	S.S. Maré	OHL	51	15	54	69	77										
1981-82	S.S. Maré	OHL	25	14	21	35	26										
1982-83	Hartford	NHL	58	25	43	68	51	-11	12	0	1	163					
1982-83	Hartford	NHL	79	33	58	90	60	-25	4	2	4	212					
1983-84	Hartford	NHL	72	23	60	83	45	-10	5	0	5	202					
1984-85	Hartford	NHL	60	24	57	81	68	-23	4	0	1	195					
1985-86	Hartford	NHL	53	24	53	77	24	-8	7	1	4	120	10	1	2	3	4
1986-87	Hartford	NHL	75	30	83	93	45	40	7	0	7	189	6	2	2	4	6
1987-88	Hartford	NHL	80	25	50	75	87	-8	11	1	3	172	6	2	5	7	2
1988-89	Hartford	NHL	63	25	48	77	38	-4	8	0	4	156	4	0	2	2	0
1989-90	Hartford	NHL	80	32	60	101	73	13	15	1	5	170	7	3	3	6	8
1990-91	Hartford	NHL	67	21	55	76	51	-2	10	1	6	148					
1991-92	Pittsburgh	NHL	18	2	9	11	21	0	0	0	1	25	24	7	18	17	25
1992-93	Pittsburgh	NHL	70	21	33	54	30	-7	5	1	2	121	21	8	19	27	8
1992-93	Pittsburgh	NHL	84	24	78	100	68	-6	5	2	4	215	12	6	11	17	10
1993-94	Pittsburgh	NHL	87	27	66	93	87	-3	8	0	7	216	6	0	2	6	6
1994-95	Pittsburgh (C)	NHL	44	11	48	59	43	-30	3	0	1	94	12	6	13	19	4
1995-96	Pittsburgh	NHL	77	27	92	119	56	25	12	1	4	158	11	3	6	9	4
NHL TOTALS			1085	376	881	1207	793	-8	120	40	54	2357	119	38	75	113	80
POH TOTALS			37	112	124	436	370	51	37	4	14	829	66	30	64	91	63

© 2007 National Hockey League. All rights reserved. NHL and the NHL shield logo are registered trademarks of the National Hockey League. NHL and the NHL shield logo are trademarks of the National Hockey League. All other trademarks are the property of their respective owners. NHL and the NHL shield logo are registered trademarks of the National Hockey League. NHL and the NHL shield logo are trademarks of the National Hockey League. All other trademarks are the property of their respective owners.

RON FRANCIS

1983-84: Led the team in assists with 60, while finishing second in points with 83.
1984-85: Led the Whalers in points with 81 (24+57) . Played in the 1985 NHL All-Star Game in Calgary, scoring one goal.. Was named Captain of the Whalers on Feb. 22, after the Whalers traded former captain Mark Johnson.
1985-86: Finished second on the Whalers with 77 points, despite missing 27 games with a fractured left ankle . Was named to the 1986 NHL All-Star game, but was unable to play due to his ankle injury . Suffered two cracked ribs during the first game of the 1986 Playoffs, but with the aid of the "Tik-Jacket" did not miss any of the remaining nine playoff games.
1986-87: Led the Whalers in scoring with 93 points (30+63) . Ended the season on a 12-game scoring streak, recording 28 points (8+20).
1987-88: Led Hartford in assists with 50 and points with 75...Was one of three Whalers to play in all 80 games . Whalers nominee for the Masterton Trophy.
1988-89: Finished second on the Whalers in scoring with 77 points, despite missing 11 games with a broken finger.
1989-90: Recorded career-highs in goals (32) and finished led for 12th in NHL, scoring with 101 points.. Recorded two assists in the 1990 NHL All-Star Game in Pittsburgh. Was named on-NHL Player of the Week with Bill Barford for the week of Dec. 18-24.
1990-91: Acquired by the Penguins from the Whalers on March 4. Was the Whalers leading scorer at the time of the trade with 76 points (21+55) . Finished 20th in NHL scoring with 87 points.. In the 1991 playoffs, was tied for the team lead in game-winning goals with four and tied for fifth in the league with a plus 13 rating.
1991-92: Missed the first nine games of the season before signing as a free agent...Finished seventh on the team in scoring with 54 points. . In the playoffs, led all players with 19 assists and ranked third in the league in points with 27 . Set career playoff-highs in goals with eight assists and points. . Ranked second on the team with a plus eight rating . Recorded his first playoff hat-trick on May 9 vs the Rangers, scoring the third goal at 2:47 of overtime . Scored the Stanley Cup clinching goal in Game Four at Chicago on June 1.
1992-93: Recorded 100 points (24+76), the second time he has recorded 100 points in a season . Set a single-season career-high in assists with 76, finishing ninth in the NHL.. Recorded 49 points (9+40) on the power play, leading the team in power play assists . Had the largest increase in points (46) from 1991-92 to 1992-93 of all players who played in 70 or more games in each season . Recorded 26 multiple point games, including four multiple goal games...Finished second on the team in playoff scoring with 17 points (6+11) and was tied for the team lead with 11 assists. . Was tied for seventh in assists and 11th in points in NHL playoff scoring.. Was tied for second on the team with a plus five rating.
1993-94: Finished second on the team with 93 points and 66 assists. . Was tied for 15th in points and ninth in assists in the NHL.. Scored 27 goals, 13th consecutive season that he has scored 20-or-more goals . Was named the team's Most Valuable Player . Had a team-high 11-game scoring streak from Dec. 2-28, recording 14 points (4+10) . Recorded his 1,000th career point on Oct. 28 vs Quebec. . Was tied for the team lead in power play points with 41 and led the team with 33 power play assists . Recorded 27 multiple point games . Was on the ice for 60 of the team's 76 power play goals (78.9%) and 134 of the team's 290 total goals (46.2%) . The Penguins had a record of 23-5-2 in games that he was a plus player. In six playoff games, recorded two assists.
1994-95: Won his first two NHL Awards, becoming the first player in team history to win the Frank Selke Trophy, as the NHL's best defensive forward and the Lady Byng Trophy, as the player who best combines sportsmanship with a high standard of playing ability. . Francis is the second player in team history to win the Lady Byng Trophy (Rex Kehoe in 1981) . Is only the second player in club history to win two NHL Awards in the same season (Mario Lemieux)...Led the NHL in assists with 48, while finishing fifth in points with 59...Led the league with a plus rating of 30 . Served as team captain during the 1994-95 season . Had a team-high 13-game scoring streak from Jan. 20 to Feb. 16, totaling 73 points (5+18) . Also was the longest scoring streak of his NHL career . Led the team with 18 power play assists and ranked second on the team with 21 power play points.. Recorded more points on the road (30), than at home (29).. Recorded 20 multiple point games.. Recorded a point in 35 of his 44 games...His longest scoreless streak of season was three games from March 5-9.. Played in his 1,000th career game on April 16 at Philadelphia . Led the team in the playoffs with 19 points and tied in assists with 13. . Was tied for third in the league in scoring and in assists . Ranked third on team in goals with six.

RON FRANCIS

JUNIOR CAREER

1980-81: Recorded 69 points in 64 games for Sault Ste. Marie (OHL) as his team finished first in its division in 19 playoff games, recorded 15 points (7+8)

1981-82: Was leading the OHL in scoring with 48 points in 25 games when recalled by Hartford in November

INTERNATIONAL CAREER

1985 WORLD CHAMPIONSHIPS: Played for Team Canada in the World Championships in Prague, Czechoslovakia...Recorded seven points (2+5) in 10 games as Team Canada won the Silver Medal.

PERSONAL

Ron and wife Mary Lou have a daughter Kaitlyn (five) and son Michael (three). Resides in Pittsburgh the off-season... Active in charity and community work, including involvement with the Special Olympics... Enjoys golf and traveling... Has one brother... Is the cousin of former NHL goalie Mike Liut

CAREER NOTES

- Ranks 19th in NHL History with 1,257 career points and is ninth in assists with 881
- Ranks ninth among active players in points and fifth in assists.
- Has the sixth best assist per game average (.812) in league history and the fifth best among active players
- Led the Whalers in scoring five times and assists seven times
- Was selected as the Whalers' MVP on four occasions
- Is the Whalers all-time leader in goals (264), assists (557), points (821), games played (714), hat tricks (9), game-winning goals (40) and power play goals (83)
- Scored a single-game career-high four goals on Feb. 12, 1984 vs Edmonton
- Recorded a single-game career high six assists on Mar. 5, 1987 vs Boston
- Recorded a single-game career high six points on Mar. 5, 1987 vs Boston (six assists) and matched this record on Oct. 8, 1989 at Quebec (3+3)
- Ranks fourth in Penguins history with 324 career assists and eighth in points with 436.
- In Penguins playoff history, ranks third in points (91), fourth in goals (30), second in assists (61), and first in games played (86) and tied for first in game-winning goals (9).
- Has recorded two regular season overtime goals, one with Hartford (Jan. 19, 1987 at Montreal at 4:57 vs Brian Hayward), and one with Pittsburgh (Jan. 7, 1994 at Buffalo at 4:54 vs Dominik Hassek).
- Scored on his only penalty shot attempt on Jan. 17, 1986 vs Richard Sevigny of the Quebec Nordiques

LONGEST CAREER SCORING STREAKS

- 13 - January 20 to February 16, 1995 (5+18=23)
- 12 - March 5 to 30, 1996 (2+20=22)
- 12 - December 31, 1988 to January 27, 1989 (8+14=22)
- 12 - March 10 to April 4, 1987 (11+7=18)
- 11 - October 11 to 31, 1984 (6+8=14)
- 11 - December 2 to 28, 1993 (4+10=14)



Defense

HT/WT: 6' 1" 225 lbs. **Shoots:** Right **Age:** 30
Born: Detroit, Michigan, September 9, 1966

Acquired: Traded by Dallas to Pittsburgh for Sergei Zubov on June 22, 1996.

CAREER HIGHLIGHTS

MILESTONES ACHIEVED: 100th goal (10:27:22 vs Toronto)...800th game (4:33:36 at Winnipeg)...300th assist (1:14:35 at Detroit)...400th point (11:26:33 vs Pittsburgh).

MILESTONES WITHIN REACH: (Current Total): 200th goal (174)...500th point (496)

FIRST NHL GAME: April 6, 1985 - in a 7-4 Capitals win at Pittsburgh.

FIRST NHL POINT: April 7, 1985 - a goal in a 7-3 Capitals win vs Pittsburgh vs Brian Ford.

FIRST NHL ASSIST: October 18, 1985 - in an 4-1 Capitals win at Buffalo.

MOST GOALS, GAME: 3 - January 13, 1993 - in a 5-4 Capitals loss at NY Rangers and January 24, 1996 - in a 5-3 Stars win at Edmonton.

MOST ASSISTS, GAME: 3 - 10 times.

MOST POINTS, GAME: 4 - Six times.

CAREER RECORD VS

TEAM	GP	G	A	PTS	PIM	TEAM	GP	G	A	PTS	PIM
Anaheim	8	0	5	5	8	New Jersey	59	9	25	34	34
Boston	24	5	13	18	40	NY Islanders	63	14	24	38	130
Calgary	23	5	7	12	32	NY Rangers	42	15	25	40	51
Chicago	30	6	10	16	23	Ottawa	12	5	7	12	6
Chicago	33	9	13	22	44	Philadelphia	67	15	22	37	118
Colorado	21	5	13	18	34	Pittsburgh	61	9	28	37	126
Dallas	24	5	7	12	17	San Jose	14	3	4	7	24
Detroit	26	3	7	10	32	St. Louis	33	11	14	25	38
Edmonton	51	4	10	14	17	Tampa Bay	7	0	4	4	6
Florida	6	0	2	2	18	Toronto	53	6	17	23	55
Hartford	19	10	10	20	34	Washington	23	3	10	13	51
Los Angeles	30	13	17	30	18	Washington	7	0	1	1	2
Montreal	28	7	9	16	20	Winnipeg	32	6	15	21	55
TOTALS	806	174	322	496	1125						

1995-96 SEASON REVIEW

Was acquired from the Dallas Stars for Sergei Zubov on June 22, 1996... Among Stars' defenseman, ranked first in points (41), goals (15) and assists (26)... Among all NHL defensemen, was tied for eighth in goals, fifth in shots (237) and tied for second in game-winning goals (3)... Had a season-high, six game scoring streak from Jan. 31-Feb. 10, recording six points (2x4)... Tied a career-high for goals and points in a game, recording three goals and one assist on January 24 at Edmonton... Also tied a career high for assists in a game, recording three on January 22 at Vancouver... Recorded more points on the road (22) than at home (19)... Ranked second on the Stars with 22 power play points (7x15)... Was on the ice for 45 of the team's 67 power play goals (67.2%) and on the ice for 105 of the club's 227 total goals (46.3%)... Played in the 1996 NHL All-Star Game in Boston.



his fourth All-Star appearance . Served a four game league suspension (Dec. 5-11) for slashing Claude Lemieux (Colorado) on December 3 . Missed three games with a strained shoulder .

NHL CAREER

1984-85: Was recalled by the Capitals on April 6, 1985, in time for the final two regular season games and the playoffs . Scored his first NHL goal, short-handed, in his second game vs Pittsburgh .
1985-86: Recorded 10 points (9+10), which ranked fifth on the team among defensemen . . . Ranked third among blueliners in goals with nine . . . Ranked third on the team among defensemen with a plus six rating .
1986-87: Ranked fourth on the Capitals among defensemen with 24 points (8+16) and third in goals (8) . . . Was Rod Langway's defensive partner throughout most of the season .
1987-88: Led all Capitals defensemen in goals with 14 and ranked third in points with 41 . . . Missed the first nine games of the season after having minor knee surgery . Ranked third on the team in playoff scoring with 12 points (5+7) in 14 games .

Was tied for third among NHL defensemen in playoff points .
1988-89: Led the Capitals with a plus 19 rating . . . Was second among Capitals defensemen in points with 40 and ranked first in goals with 13 . . . Suffered two broken bones in his left foot on February 5 vs Philadelphia and missed the next 15 games .
1989-90: Recorded 54 points (13+41), which led all Capitals defensemen in scoring . . . Finished sixth overall on the team in scoring . . . Recorded a career-high eight-game scoring streak from January 16 to February 2 . . . Scoring 13 points (6+7) . . . Played in the 1990 NHL All-Star Game in Pittsburgh, his first All-Star game, recording one assist .

AMATEUR AND PROFESSIONAL PLAYING CAREER

SEASON	TEAM	LEAGUE	REGULAR SEASON											PLAYOFFS					
			GP	G	A	PTS	PIM	+	-	PP	SH	GW	S	GP	G	A	PTS	PIM	
1982-83	Colorado College	CHC	77	19	55	74	67												
1984-85	Washington	NHL	2	1	0	1	0	1	0	0	1	0	3	1	0	0	0	0	0
	Washington	CHL	8	26	57	83	75												
1985-86	Washington	NHL	79	9	10	19	119	5	3	0	1	132	8	2	1	1	2	10	
1986-87	Washington	NHL	78	8	16	24	144	29	1	0	2	100	7	1	0	1	20		
1987-88	Washington	NHL	71	14	27	41	127	1	3	0	3	181	14	5	7	12	55		
1988-89	Washington	NHL	62	13	27	40	101	19	3	0	2	146	8	3	4	5	20		
1989-90	Washington	NHL	60	10	41	51	102	4	4	0	2	240	11	0	6	8	32		
1990-91	Washington	NHL	79	24	50	74	89	-10	9	2	3	267	11	3	3	6	8		
1991-92	Washington	NHL	79	17	37	54	105	18	5	1	2	246	7	2	4	6	19		
1992-93	Washington	NHL	83	34	43	78	114	-7	13	1	6	329	6	0	1	14			
1992-94	Washington (C)	NHL	72	18	24	40	108	+3	6	0	1	217	18	3	4	7	37		
1993-95	Dallas	NHL	47	10	19	29	66	-1	3	0	2	138	5	2	1	3	2		
1995-96	Dallas (d)	NHL	74	15	26	41	58	-24	7	0	3	237	-	-	-	-	-		
NHL TOTALS			806	174	322	496	525	-38	60	5	29	2238	58	18	33	51	226		

© 2004 Dallas Stars. All rights reserved. All statistics are based on the NHL record book. For more information on the Dallas Stars, please visit our website at www.dallasstars.com. All other trademarks and registered trademarks are the property of their respective owners.

KEVIN HATCHER

Was tied for second on the team in assists in the playoffs with eight. Suffered a sprained left knee in Game Five of the Patrick Division Semi-finals on April 27 at the NY Rangers and missed the Wales Conference Finals against the Bruins.

1990-91: Recorded 74 points (24+50), leading the team in scoring...Was tied for the team lead in goals, assists and power play goals (9)...Led the Capitals with 267 shots on goal...Set a club record for goals and shots in a season by a defenseman...Played in the 1991 NHL All-Star Game, recording one assist.

1991-92: Was tied for the team lead among defensemen in goals (17) and led all blueliners with a plus 18 rating. Set a club record for career goals by defensemen with his 99th goal on March 22 vs. Edmonton. Played in his third straight NHL All-Star Game and recorded one assist.

1992-93: By scoring 31 goals, became only the seventh defenseman in NHL history to score 30-or-more goals in a season...Only Bobby Orr, Paul Coffey and Doug Wilson have ever scored more goals from the blue line in a single season...Ranked seventh among all defensemen in scoring with a career-high 79 points...Led all blueliners with 13 power play goals...Ranked sixth in the league with 320 shots...Scored three goals on January 13 at the NY Rangers, to become the first defenseman in Capitals' history to record a hat trick...Had a career-high tying eight-game scoring streak from Feb. 11-28, recording 14 points (4-10)...Named captain of the Capitals on March 8.

1993-94: Led the team with 217 shots on goal...Suffered a fractured right hand on December 23 and missed 10 games.

1994-95: Acquired prior to the start of the season by Dallas from Washington on January 18. Finished Stars' defenseman in goals (10), assists (19) and points (29) in 47 games. Was tied for second on the team in scoring.

JUNIOR CAREER

1983-84: In his first season in junior hockey, played 67 games with North Bay (OHL) recording 49 points (10+39).

1984-85: Was the OHL's top scoring defenseman, recorded 63 points (26+37) in 58 games for North Bay...Was selected to the OHL's Second All-Star Team.

INTERNATIONAL CAREER

Recorded three assists in seven games for Team USA in the 1996 World Cup of Hockey... Played for Team USA in the 1987 and 1991 Canada Cup Tournament... Played in all five games in the 1987 tournament, recording no points...Recorded four assists in five games in the 1991 Canada Cup...Was a member of the 1984 U.S. Junior Team that played in the 1984 World Junior Championship held Nykoping, Sweden.

PERSONAL

Kevin and wife Mary-Anne have one son, Cole (3). Enjoys hunting and golfing in the summer...Spends the off-season in Michigan...Began playing hockey at the age of four...Younger brother Deran plays for the Dallas Stars and older brother Mark played several seasons with Baltimore (AHL).

CAREER NOTES

- Ranks fourth among U.S.-born defensemen in career goals with 174, trailing only Phil Housley (257), Fred Leeson (227) and Mark Howe (197).
- Ranks seventh among U.S.-born defensemen in career points with 496, trailing Housley (950), Howe (742), Fred Leeson (685), Gary Suter (674), Chris Chelios (672) and Brian Leitch (572).
- Has scored at least 10 goals in each of the last nine seasons, the fourth longest active streak (Ray Bourque-17, Paul Coffey-15 and Steve Duchesne-10).

KEVIN HATCHER

- In Washington Capitals all-time history, ranks eighth in points (426), ninth in goals (140), seventh in assists (277), fifth in games (685), fourth in penalty minutes (998) and sixth the club's all-time leader in goals by a defenseman.
- Is the youngest player (18 yrs. 7 mo.) ever to appear in a Capitals playoff game (1985).
- Was one of four Americans to be selected in the first round of the 1984 NHL Entry Draft.
- Has recorded 20 career multiple goal games, including two three goal games.
- Has recorded 113 career multiple point games, including six four point games and 28 three point games.
- Has recorded two eight-game scoring streaks, one seven and six-game scoring streak and three five-game scoring streaks during his career.

HATCHER'S PLACE AMONG DEFENSEMEN

CAREER		ACTIVE	
	GOALS		GOALS
1. Paul Coffey	372	1. Paul Coffey	372
2. Ray Bourque	343	2. Ray Bourque	343
3. Denis Potvin	310	3. Phil Housley	271
4. Phil Housley	271	4. Larry Murphy	245
5. Bobby Orr	270	5. Al MacInnis	238
6. Doug Mohns	248	6. Kevin Hatcher	174
7. Larry Murphy	245		
8. Al MacInnis	238		
9. Rod Lanza	222		
10. Brad Park	213		
11. Mark Howe	197		
12. Kevin Hatcher	174		

HATCHER'S PLACE AMONG ACTIVE DEFENSEMEN

		POINTS	
1. Paul Coffey	1,410	9. Chris Chelios	677
2. Ray Bourque	1,313	10. Brian Leetch	672
3. Larry Murphy	945	11. Jeff Brown	656
4. Phil Housley	850	12. James Patrick	644
5. Al MacInnis	811	13. Steve Duchesne	636
6. Scott Stevens	722	14. Dave Ertel	608
7. Dave Babych	670	15. Kevin Hatcher	496
8. Gacy Suter	674		

GOALS IN A SINGLE SEASON BY A DEFENSEMEN

48 Paul Coffey	(1985-86)	37 Bobby Orr	(1971-72)
46 Bobby Orr	(1974-75)	37 Paul Coffey	(1984-85)
40 Paul Coffey	(1983-84)	34 Kevin Hatcher	(1992-93)
39 Doug Wilson	(1981-82)	33 Bobby Orr	(1969-70)
37 Bobby Orr	(1970-71)	32 Bobby Orr	(1973-74)



JAROMIR JAGR

68



Right Wing

HT/WT: 6' 2" 216 lbs. Shoots: Left Age: 21
Born: Kladno, Czechoslovakia, February 15, 1972

Acquired Pittsburgh's first round choice, fifth overall,
in the 1990 Entry Draft.

CAREER HIGHLIGHTS

MILESTONES ACHIEVED: 400th game (1/8/96 vs Vancouver)...500th point (2-24-96 at Montreal)... 200th goal (2-7-96 at New Jersey)...300th assist (3/3/96 vs Winnipeg)

MILESTONES WITHIN REACH: (Current Total): 500th game (4-1)... 300 goals (2-19)... 400th assist (3-19)... 600 points (5-38)

CAREER HAT TRICKS: 2

FIRST NHL GAME: October 5, 1990 - in a 7-4 win at Washington.

FIRST NHL GOAL/POINT: October 7, 1990 - in a 7-4 win vs New Jersey vs Chris Terreri

MOST GOALS, GAME: 3 - Feb. 2, 1991 - in a 6-2 win vs Boston and Feb. 14, 1995 in a 5-3 win vs Boston.

MOST ASSISTS, GAME: 5 - Nov. 10, 1993 in an 11-5 win vs Philadelphia.

MOST POINTS, GAME: 6 - Nov. 16, 1993 in an 11-5 win vs Philadelphia (1g 5a).

MOST PENALTY MINUTES, GAME: 17 - Mar. 28, 1995 in a 6-3 win vs NY Islanders.

CAREER RECORD VS

TEAM	GP	G	A	PTS	PIM	TEAM	GP	G	A	PTS	PIM
Anaheim	4	3	2	5	2	New Jersey	34	15	17	32	20
Boston	25	20	24	44	24	NY Islanders	30	21	20	41	31
Buffalo	25	18	24	42	28	NY Rangers	30	13	24	36	22
Calgary	11	5	11	16	8	Ottawa	17	11	17	28	29
Chicago	11	5	4	9	5	Philadelphia	31	10	33	43	27
Colorado	19	13	13	26	5	San Jose	9	5	8	13	4
Dallas	11	4	4	8	0	St. Louis	10	1	2	3	19
Detroit	11	3	7	10	0	Tampa Bay	12	8	6	14	1
Edmonton	13	6	12	18	6	Toronto	20	5	5	10	5
Florida	12	6	6	12	0	Vancouver	11	4	11	15	10
Hartford	24	11	26	37	24	Washington	27	13	22	35	20
Los Angeles	11	3	2	5	5	Winnipeg	11	4	8	12	18
Montreal	23	12	10	22	0	TOTALS	441	219	319	538	321

1995-96 SEASON IN REVIEW

Was named to the NHL's First All-Star Team for the second straight season... Flanked second in the league in points, with 149 and goals with 62... Traded only Mario Lemieux and Ron Francis in assists with 87... Set the NHL record for points and assists in a season by a right wing, breaking Mike Bossy's records of 147 points and 83 assists set in 1981-82... Set the record for most points by a European-born player, breaking the mark of 139 set by Peter Stastny in 1981-82... On only five players have ever recorded more than 140 points in a season (Wayne Gretzky, Lemieux, Phil Esposito, Steve Yzerman and Bernie Nicholls)... Led the NHL with a club record 12 game-winning goals... Also led the NHL with a club record 403 shots on goal... Led the team with 95 (41+34) even-strength, while finishing third with 51 (20+31) power play points... Led the team with 60 points (30+36) on the road and ranked second with 82 points (32+51) at home... Recorded a point in 70 of his 82 games and never went for more than two consecutive games without recording a point... Was on the ice for 90 of the team's



109 power play goals (82.5%)... Ranked second on the team with a plus 31 rating and was a plus or even player in 61 of his 82 games... Had a career-high 12-game scoring streak (Nov. 17-Oct. 8), recording 26 points (10-16) ... Recorded 45 multiple point games, including 15 two-goal games... Became the first Czech player to ever score 50-or-more goals in a season... Became only the seventh player in team history to score 50 goals in a season, scoring his 50th on Feb. 23 vs. Hartford... Recorded his first 100 point season, recording his 100th point on Feb. 6 vs. Boston, the 10th player in club history to go reach the century mark.

PLAYOFFS: Ranked second on the team and third in the league in scoring with 23 points... Was tied for the team lead and had for second in the NHL with 11 playoff goals... Had an 11 game scoring streak, from April 17 to May 11, recording 18 points (10-8) ... Scored his first career playoff hat trick in Game Five vs. the Rangers on May 11... Ranked second on the team with a plus 7 rating.

NHL CAREER

1990-91: Was named to the NHL

All-Rookie Team, finishing third among rookies in goals (27), fifth in assists (30) and fourth in points (57)... Recorded his first NHL hat trick on February 2 vs. Boston, becoming the youngest player in club history to record three goals in a game... Recorded 37 of his 57 points in the second half of the season... Led all rookies with 13 points and 10 assists in the playoffs... Set an NHL playoff record for the most assists by a rookie in the Stanley Cup Finals, recording five vs. Minnesota.

1991-92: Ranked fourth on the team in goals, scoring 32 and was fifth in points with 69... Recorded 22 multiple point games, including six multiple goal games... The Penguins were 17-7-2 in games that he scored a goal... Recorded 15 of his 32 goals vs. Patrick Division teams and 17 of his 32 goals in the third period of games... Received a 10-game suspension from the NHL on January 27 for physical abuse of an official on January 26 at Washington... Finished with a +12 rating, which was tied for fourth best on the team... In the playoffs,

AMATEUR AND PROFESSIONAL PLAYING RECORD

SEASON	TEAM	LEAGUE	REGULAR SEASON											PLAYOFFS				
			GP	G	A	PTS	PIU	PP	SH	OW	S	GP	G	A	PTS	PIU		
1988-89	BRIDGE PLAINS	USHL	24	8	17	25	18	4	-	-	-	-	-	-	-	-	-	-
1989-90	BRIDGE PLAINS	USHL	57	26	49	75	19	-	-	-	-	-	-	-	-	-	-	-
1990-91	PITTSBURGH (B)	NHL	80	27	30	57	42	-4	7	0	4	136	26	3	10	33	6	
1991-92	PITTSBURGH	NHL	70	32	37	69	34	12	8	0	4	194	21	11	13	24	6	
1992-93	PITTSBURGH	NHL	24	14	40	54	30	10	1	0	245	12	5	4	9	23	-	
1993-94	PITTSBURGH	NHL	50	32	67	94	41	15	0	0	258	6	2	1	6	16	-	
1994-95	PITTSBURGH (C,D)	NHL	48	37	34	70	37	23	8	3	7	192	12	10	5	15	6	
1995-96	PITTSBURGH (D)	NHL	82	62	87	149	96	31	20	1	112	403	18	11	12	23	18	
NHL & PCH TOTALS			441	290	319	538	331	107	58	5	42	1465	90	42	48	90	76	

1. Pittsburgh Penguins
 2. Bridge Plains
 3. NHL
 4. AHL
 5. NHL
 6. AHL
 7. NHL
 8. AHL
 9. NHL
 10. AHL
 11. NHL
 12. AHL
 13. NHL
 14. AHL
 15. NHL
 16. AHL
 17. NHL
 18. AHL
 19. NHL
 20. AHL
 21. NHL
 22. AHL
 23. NHL
 24. AHL
 25. NHL
 26. AHL
 27. NHL
 28. AHL
 29. NHL
 30. AHL
 31. NHL
 32. AHL
 33. NHL
 34. AHL
 35. NHL
 36. AHL
 37. NHL
 38. AHL
 39. NHL
 40. AHL
 41. NHL
 42. AHL
 43. NHL
 44. AHL
 45. NHL
 46. AHL
 47. NHL
 48. AHL
 49. NHL
 50. AHL

JAROMIR JAGR

finished fourth in league playoff scoring with 24 points and fourth in goals with 11. Had a nine game scoring streak from May 7-26, recording 16 points (7+8)... Scored on the first-ever Penguins penalty shot in the playoffs on May 11 vs John Vanbiesbrouck of the NY Rangers... Scored in overtime in Game One on May 17 vs Boston in the Wales Conference Finals... Only the third player in NHL playoff history to score in overtime and on a penalty shot in the same year and only the fifth player in league playoff history to score in overtime and on a penalty shot in his career... Ranked second in the NHL with four game-winning goals in the playoffs... Had a point in 16 of the 21 playoff games

1992-93: Set a single-season career-high in goals with 34... Ranked fourth on the team in goals and fifth in assists (80) and points (94)... Finished fourth on the team and second among forwards with a plus 30... Ranked second on the team with nine game-winning goals... Recorded a point in 52 of the 81 games he played, not going for more than four consecutive games without recording a point... Scored two overtime goals (Dec. 17 at Philadelphia and Mar. 11 vs the Kings)... Recorded his first career short-handed goal on November 21 vs the Devils... Recorded 32 multiple point games... Was stopped by Don Beaupre on a penalty shot on January 26 vs the Capitals... Set a club record for the most shots on goal by a player in a period, with seven in the third period on November 7 at Toronto... Ranked third on the team with 242 shots on goal... Suffered a separated shoulder on February 23 vs the Devils and missed the next three games... Played in all 12 playoff games, recording nine points (5+4).

1993-94: Recorded a single-season career-high 99 points to lead the Penguins in scoring... Finished ninth in league scoring... Finished tied for seventh in the NHL in assists, with a career-high 67... Was the first non-Canadian to ever lead the Penguins in scoring... Led the team with a single-season career-high 298 shots on goal, including a career-high 12 shots on November 27 vs Ottawa... Ranked second in the NHL in even-strength points (70) and assists (47)... Finished the season on a career-high nine game scoring streak, recording 14 points (3+11)... Did not go for more than three consecutive games without recording a point... Ranked fifth on the team with a plus 15... Recorded 29 multiple point games... Recorded a career-high five assists and six points on November 16 vs Philadelphia... Was voted to start for the Eastern Conference Team for the 1994 NHL All-Star Game in New York... Was unable to play, after suffering a groin injury in the skis competition prior to the all-star game... Missed four games with the injury... Finished second on the team in the playoffs in points (6) and assists (4)

1994-95: Became the second player in team history to win the Art Ross Trophy as the NHL's leading scorer (Mario Lemieux)... Recorded 70 points (32+38) in 48 games during the season... Was the first-ever European-trained player to win the scoring title... Became the first non-center and right wing to win the scoring title since Guy Lafleur in 1977-78 and was only the third non-center to win the scoring title since expansion in 1967 (Lafleur and Bobby Orr)... Was runner-up to Philadelphia's Eric Lindros in the Hart Trophy voting... as the league's Most Valuable Player... Named to the NHL First All-Star Team at right wing... Is the first right wing in Penguins history to be named to the end of season All-Star Team... Finished second in the NHL in goals with 32 and tied for seventh in assists with 38... Led the team in power play goals (8), game-winning goals (7), short-handed goals (3) and shots (192)... Finished tied for second in the league in game-winning goals, fourth in shots and tied for third in short-handed goals... Recorded 23 multiple point games, including one hat trick, on February 14 vs Boston... Had a point on 15 (7/8) of the team's 29 game-winning goals... Ranked second on the team and fifth in the league with a plus 23... Led the team with 22 points (8+14) on the power play... Scored 17 of his 32 goals on the road... Was on the ice for 30 of the team's 42 power play goals (71.4%) and for 69 of the team's 181 total goals (40.2%)... Led the team in the playoffs with 10 goals, while finishing tied for second in points with 15... Ranked second among all playoff scorers with 10 goals... Led the team and was tied for fifth in the league with 55 shots during the playoffs.

CZECHOSLOVAKIA CAREER

1989-90: Led his team, Kladno, in scoring with 60 points in 51 games... Also led Kladno in goals (30), while finishing second in assists (30).

JAROMIR JAGR

INTERNATIONAL CAREER

Played for the Czechoslovakian Team at the 1990 World Junior Tournament, held in Helsinki, Finland. .Finished second in tournament scoring with 18 points (5+13) and was selected to the tournament all-star team. . Played for the Czechoslovakian Team at the 1990 World Championships in Switzerland and the 1994 World Championships in Italy. .Was a member of the Czechoslovakian 1991 Canada Cup Team. .Played for the Czech Republic in the 1996 World Cup.

PERSONAL

Spent most of the off-season in his hometown of Kladno, Czech Republic. .Was the first Czechoslovakian player to attend an NHL draft without having to defect...Enjoys listening to music and playing tennis...Likes to travel. .Is interested in Czech history. .His mother has lived with him in Pittsburgh the past three seasons. .Has one older sister (Jilka).

CAREER NOTES

- Became the first Czechoslovakian trained player to ever lead the NHL in scoring, as he won the Art Ross Trophy in 1994-95
- Was the first left-center and right wing to win the scoring title since Guy Lafleur won the title in the 1977-78 season.
- Was the youngest player (23 years, two months and 18 days) to win the Art Ross Trophy since Mario Lemieux (22 years, five months and 29 days) in 1987-88
- Only eight players have led the NHL in scoring at a younger age (Wayne Gretzky, Gordie Howe, Bobby Hull, Mario Lemieux, Harvey Jackson, Bobby Orr, Mil Schmidt and Bryan Trottier)
- His point per game average has increased each season, 1990-91 (.712), 1991-92 (.986), 1992-93 (1.16), 1993-94 (1.24), 1994-95 (1.46) and 1995-96 (1.82)
- Holds the NHL playoff record for the most assists (five) by a rookie during a Stanley Cup Finals Series (1991).
- Ranks fifth in club history in goals (219), sixth in assists (318), fourth in points (538), and for second in game-winning goals (42) and second in overtime goals (4).

TOP EUROPEAN NHL SCORERS

ACTIVE				
PLAYER	GP	G	A	PTS
1. Jan Kurr	1090	583	758	1341
2. Tomas Sandstrom	774	352	413	765
3. Esa Tikkanen	721	278	346	576
4. Petr Klimek	740	310	248	558
5. Michal Pivonka	702	166	390	556
6. JAROMIR JAGR	441	219	319	538
7. Sergei Fedorov	432	212	317	529

ALL-TIME				
PLAYER	GP	G	A	PTS
1. Stan Mikala	1394	541	926	1467
2. Jan Kurr	1090	583	758	1341
3. Peter Stastny	977	450	789	1239
4. Ivan Boldirev	1052	301	505	866
5. Thomas Steen	950	204	553	817



Defense

HT/WT: 6' 2" / 202 lbs. **Shoots:** Right **Age:** 27
Born: Burnaby, B.C., September 10, 1969

Acquired: Acquired by Pittsburgh from Tampa Bay in the 1995 Waiver Draft on January 18, 1995

CAREER HIGHLIGHTS

MILESTONES ACHIEVED: 300th game (12/22/95 vs Montreal) 100th point (10/20/95 at Hartford)

MILESTONES WITHIN REACH: (Current Total): 400th game (340) 100th assist (86)

FIRST NHL GAME: October 8, 1987 - in a 4-4 Pittsburgh tie at NY Rangers

FIRST NHL POINT: October 18, 1987 - an assist in a 3-2 Pittsburgh loss at Philadelphia

FIRST NHL GOAL: October 19, 1988 - in a 6-5 Edmonton win vs Los Angeles vs Glenn Healy

MOST GOALS, GAME: 2 - February 21, 1995 - in a 5-4 Pittsburgh win vs Quebec

MOST ASSISTS, GAME: 2 - Five times

MOST POINTS, GAME: 3 - Three times

CAREER RECORD VS

TEAM	GP	G	A	PTS	PIM	TEAM	GP	G	A	PTS	PIM
Anaheim	5	1	0	1	4	New Jersey	16	0	0	0	2
Boston	18	0	4	4	10	NY Islanders	10	2	4	6	20
Buffalo	29	2	4	6	22	NY Rangers	16	1	4	6	16
Calgary	22	4	2	6	37	Ottawa	13	2	5	7	16
Chicago	10	1	0	1	13	Philadelphia	19	1	2	3	28
Colorado	13	3	2	6	14	Pittsburgh	7	1	3	4	4
Dallas	10	1	1	2	16	San Jose	7	0	3	3	16
Edmonton	11	1	2	3	12	St. Louis	5	1	2	3	10
Edmonton	4	0	2	2	4	Tampa Bay	8	0	5	5	18
Florida	9	0	1	1	11	Vancouver	8	0	1	1	16
Hartford	16	1	3	4	52	Vancouver	25	3	9	12	36
Los Angeles	18	1	5	6	12	Washington	17	0	4	4	24
Montreal	15	2	3	5	8	Washington	13	2	6	8	20
						TOTALS	340	32	86	118	442

1995-96 SEASON REVIEW

Played in 70 of the team's 82 games, recording 13 points (5+8). Ranked second on the team among defensemen in goals and third in points... Scored one game-winning goal on November 8 at Ottawa... Recorded his 100th career point on October 20 at Hartford... Was a plus or even player in 47 of his 70 games... Missed five games due to injuries, including four games in March with a strained knee. **PLAYOFFS:** Scored one goal in Game Two vs Washington on April 19 in 15 playoff games.

PRO CAREER

1987-88: Began the season with Pittsburgh, before being traded to Edmonton on Nov. 24 in a seven-player deal that sent Paul Coffey to Pittsburgh.

1988-89: Played in 44 games with Edmonton, recording nine points (4-5)... Was assigned to Cape Breton (AHL) for a two-week conditioning period.

1989-90: Played in only four games with Edmonton, spending most of the season with Cape Breton.

1991-92: Finished third on the Oilers among defensemen in scoring with 27 points.

1991-92: Spent most of the season with Cape Breton, but played in two games with Edmonton during the playoffs, recording four points (1+3).

1992-93: Spent the whole season with Edmonton, playing in 33 games, recording 12 points...

Recorded six assists (1+5) on the power play.

1993-94: Acquired by Tampa Bay on Nov. 12 from Edmonton, recording 29 points (10+19) in 66 games for the Lightning and finishing second in scoring on the team among defensemen... Set career-



highs in goals (11), assists (20) and points (31).
1994-95: Was acquired in the 1995 Waiver Draft by Pittsburgh from Tampa Bay on Jan. 18. Ranked second on the team in goals with five among defencemen. Scored three points (2+1) on Feb. 21 vs Quebec, his first career two-goal game...Recorded 12 points (5+7) in his first 19 games. Suffered ligament damage in his right knee on Mar. 2 at Buffalo and missed the next 14 games...Was a plus or over player in 22 of his 33 games.

JUNIOR CAREER

Played parts of three seasons with Seattle, recording 89 points (22+67) points in 162 games. Was named to the WHL West Division Second All-Star Team in 1986-87. Played in the 1987 WHL All-Star Game.

INTERNATIONAL CAREER

1987 WORLD JUNIOR CHAMPIONSHIPS: Was a member of Team Canada at the 1987 World Junior Championships in Czechoslovakia, recording two points (1+1) in six games.
1988 WORLD JUNIOR CHAMPIONSHIPS: Helped Team Canada win the Gold Medal at the 1988 World Junior Championships in

Moscow. Recorded three points (1+2) in seven games.

1988 OLYMPICS: Played in seven games at the 1988 Winter Olympics in Calgary, recording no points.

PERSONAL

Chris and wife Andrea have one daughter, Taylor, eight months old...Spends the off-season between Edmonton and Tampa Bay. Enjoys fishing, camping, swimming and playing golf during the summer...Is the Penguins Player Representative for the NHL Players' Association.

AMATEUR AND PROFESSIONAL PLAYING RECORD

SEASON	TEAM	LEAGUE	GP	G	A	REGULAR SEASON				PLAYOFFS						
						PTS	PIM	PP	SH	GW	G	GP	G	A	PTS	PIM
1986-87	Seattle	WHL	29	5	8	12	27	-	-	-	-	-	-	-	-	-
1987-88	Pittsburgh (C)	NHL	17	4	4	8	12	2	0	0	0	13	-	-	-	-
	Seattle	WHL	53	7	3	10	45	14	6	3	0	0	0	1	-	-
	Edmonton	NHL	7	0	3	3	6	3	0	0	0	1	-	-	-	-
	San Jose	NHL	2	0	2	2	4	0	0	0	0	0	-	-	-	-
1988-89	Edmonton	NHL	44	4	6	9	54	9	0	0	0	36	-	-	-	-
	Chicago	NHL	5	1	1	2	18	0	0	0	0	0	-	-	-	-
	Edmonton	NHL	1	0	0	0	2	0	0	0	0	0	-	-	-	-
1990-91	Edmonton	NHL	49	5	17	22	59	3	2	0	0	74	-	-	-	-
1991-92	Edmonton	NHL	7	0	0	0	15	0	0	0	0	5	5	1	3	4
	Edmonton	NHL	63	5	24	33	71	0	0	0	0	5	5	2	4	2
1992-93	Edmonton	NHL	32	2	10	12	48	5	1	0	0	49	-	-	-	-
1993-94	Edmonton (D)	NHL	10	1	1	2	23	-4	1	0	0	23	-	-	-	-
	Tampa Bay	NHL	66	10	19	29	103	-13	7	0	0	154	-	-	-	-
1994-95	PITTSBURGH (C)	NHL	30	5	10	15	46	3	3	0	0	73	10	1	1	2
1995-96	PITTSBURGH	NHL	70	5	13	19	71	6	0	0	1	94	-	-	-	-
	NHL TOTALS		340	32	36	118	442	-29	14	0	1	514	15	2	4	6
	PGK TOTALS		120	13	23	33	129	11	3	0	1	180	15	1	1	2

© 1996 The Pittsburgh Courier Inc. All rights reserved. This page may be reproduced for personal or internal use only. For all other rights, contact The Pittsburgh Courier Inc., 1000 North Dearborn Street, Pittsburgh, PA 15212. (412) 325-1000. Fax: (412) 325-1001. E-mail: info@pittsburghcourier.com. Web: <http://www.pittsburghcourier.com>. The names of the Pittsburgh Courier's sports writers are listed in the "Sports" section of the Pittsburgh Courier's website.



Center

HT/WT: 6' 11" 226 lbs. **Shoots:** Right **Age:** 31
Born: Montreal, Quebec, October 5, 1965

Acquired: Pittsburgh's first round draft choice, first overall in 1984 Entry Draft.

CAREER HIGHLIGHTS

MILESTONES ACHIEVED: 800th game (10/7/95 vs Toronto) 500th goal (10/26/95 at NY Islanders) 1,300th point (1/5/96 vs Detroit) 800th assist (3/28/96 vs St. Louis) 1,000th point (3/21/97 at Detroit)

MILESTONES WITHIN REACH: 10 Career Titles: 700th game (6/5/97) 600th goal (5/6/97) 900th assist (8/29/97) 1,400th point (1/3/72)

CAREER HAT TRICKS: 37

FIRST NHL GAME: October 11, 1984 - vs a 4-0 loss at Boston.

FIRST NHL POINT: October 11, 1984 - a goal in a 4-3 loss at Boston.

FIRST NHL GOAL: October 11, 1984 - in a 4-3 loss at Boston vs Pete Peeters.

MOST GOALS, GAME: 6 - Dec. 31, 1988 in a 8-5 win vs New Jersey. Apr. 8, 1993 in a 10-4 win at NY Rangers and Mar. 26, 1996 in a 8-4 win vs St. Louis.

MOST ASSISTS, GAME: 6 - Apr. 15, 1988 in a 9-0 win vs St. Louis. Dec. 5, 1992 in a 6-4 win at San Jose and Nov. 1, 1995 in a 10-0 win vs Tampa Bay.

MOST POINTS, GAME: 6 - Oct. 15, 1988 in a 6-0 win vs St. Louis (2g,6a) and Dec. 31, 1988 in a 8-5 win vs New Jersey (5g,3a)

MOST PENALTY MINUTES, GAME: 24 - Nov. 26, 1988 - in a 4-3 win vs Pittsburgh.

CAREER RECORD VS

TEAM	GP	G	A	PTS	PM	TEAM	GP	G	A	PTS	PM
Anaheim	5	1	1	2	5	New Jersey	56	47	74	120	75
Boston	29	24	28	52	18	NY Islanders	56	42	56	102	40
Califakia	29	27	31	58	38	NY Rangers	57	50	65	115	88
Calgary	20	17	31	48	8	Ottawa	15	8	7	15	8
Chicago	21	26	33	53	16	Philadelphia	16	48	54	100	50
Colorado	28	25	35	64	18	San Jose	9	13	26	39	9
Florida	23	15	22	37	26	St. Louis	23	21	26	47	16
Detroit	22	19	34	53	14	Tampa Bay	6	3	12	15	26
Edmonton	22	11	27	38	14	Toronto	26	25	34	59	70
Florida	5	5	1	9	4	Vancouver	24	24	33	57	40
Minnesota	27	28	31	59	18	Washington	57	45	44	87	82
Los Angeles	22	15	31	46	14	Winnipeg	31	17	29	46	22
Montreal	27	11	25	36	15	TOTALS	669	563	809	1377	672

1995-96 SEASON IN REVIEW

Won his third Star Trophy as the NHL's Most Valuable Player, becoming one of only seven players in league history to win the Hart Trophy at least three times. Led the NHL in scoring with 161 points (69+92), the fifth time in his career that he has captured the Art Ross Trophy. His only one of four players in NHL history to win the scoring race in overtime times. His 161 points was his fifth highest total ever and the 12th highest total in league history. Was his 11th career 100 point season, second only to Wayne Gretzky's record of 15. Was named to the NHL's First All-Star Team for the fourth time in his career. Led the NHL in goals (69) for the third time in a five season with 50 or more goals. Was his fourth season with at least 60 goals, which ties that with Phil Esposito for the second most in NHL history, trailing Mike Bossy and Gretzky, each with five seasons with 80 or more goals. Finished the season led by Ron Francis for the league lead in assists (92) the fifth time in his career that he has recorded more than 90 assists. Led the NHL in power play goals (31), which was tied for the third highest single-season total in league history. This also led a club record for the most in one season and he is the only player in record with 30 power play goals in two different seasons. Also led the league in power play assists (48) and points (79) and in short handed goals (8). Tied his club record for goals in a game, scoring five on Mar. 25 vs St. Louis. Recorded a point in 15 of his 70 games, including 43 multiple point games and six hat tricks. Was on the ice for 105 of the team's



106 power play goals (94.5%). Had a season-high 16 game scoring streak (Nov. 18-Dec. 23), meaning 26 points (13:25). Became the 20th player in league history to score 500 goals on Oct. 28 at NY Islanders and the second (last) (Lemieux in 625th game) (Czechy in 574th game). Has recorded 17 career hat tricks, third on the all-time list (Czechy: 49 and Bousay: 39). Missed 12 games during the season, one due to bruised back and hip, one due to the flu and the other 10 he was held out as a precaution on **PLAYOFFS**: Ranked second in playoff scoring with 27 points and was tied for second in goals (11) and assists (16). Recorded a point in 15 of 18 games, including eight multiple point games. Recorded four assists on Apr. 22 at Washington in Game 3 (one to tie a team playoff record for the most assists in a game). Had a seven-game goal and point scoring streak (Apr. 26 to May 11), recording 15 points (10+3).

NHL CAREER

1984-85: During his 1984 season became only the third rookie in NHL history to record 100 or more goals. Was selected as the NHL's Rookie of the Year (Carter Trophy) and was also named to the All-Rookie Team. Scored a goal in his first game, on his last shift and on his last goal on Oct. 11 at Boston vs. Polo Prohlers. Still holds the club record records for the most goals (43), assists (57) and points (100) in a season.

1985-86: Finished second in the league in scoring with 141 points. Led the team in goals (48) and assists (93). Had a 26-game scoring streak from Jan. 11 to Mar. 15, recording 58 points (31:38). Finished second in the Hart Trophy voting, while being named to the Second All-Star Team. Awarded the Lester B. Pearson Award given by the NHL's Players' Association to the league's best player.

AMATEUR AND PROFESSIONAL PLAYING RECORD

SEASON	TEAM	LEAGUE	REGULAR SEASON													PLAYOFFS				
			GP	G	A	PTS	PW	W	PP	SH	GW	S	GP	G	A	PTS	PW			
1987-88	Canada	CMJHL	64	76	111	186	24	1	1	0	0	0	10	5	5	15	2			
1987-88	Canada	CMJHL	66	84	106	190	24	1	0	0	0	12	5	5	19	2				
1988-89	Canada	CMJHL	32	33	119	252	42	1	0	0	0	14	10	12	22	4				
1985-86	PITTSBURGH (reg)	NHL	73	43	57	100	34	35	11	0	2	209	11	12	24	24				
1985-86	PITTSBURGH (reg)	NHL	75	48	53	141	43	6	17	0	4	276	11	12	24	24				
1986-87	PITTSBURGH (reg)	NHL	63	54	52	107	57	13	19	0	4	267	11	12	24	24				
1987-88	PITTSBURGH (reg)	NHL	77	70	98	168	52	23	22	10	7	382	11	12	24	24				
1988-89	PITTSBURGH (reg)	NHL	76	95	114	199	100	41	31	13	8	313	11	12	24	24				
1989-90	PITTSBURGH (reg)	NHL	59	45	78	123	28	18	14	3	4	225	11	12	24	24				
1990-91	PITTSBURGH (reg)	NHL	76	39	26	45	30	8	5	1	2	89	23	16	28	44				
1991-92	PITTSBURGH (reg)	NHL	64	44	87	131	34	27	12	4	5	249	15	16	18	34				
1992-93	PITTSBURGH (reg)	NHL	60	69	51	160	28	55	16	8	10	286	13	8	10	18				
1993-94	PITTSBURGH (reg)	NHL	22	17	20	37	32	2	7	0	4	92	6	4	3	7				
1994-95	PITTSBURGH (reg)	NHL	70	69	92	161	54	10	31	8	5	328	18	11	16	27				
1995-96	PITTSBURGH (reg)	NHL	70	69	92	161	54	10	31	8	5	328	18	11	16	27				
NHL & PGM TOTALS			669	563	809	1372	672	124	186	48	58	2727	84	67	82	149	79			

1. League records (1988).
2. NHL records (1986-87).
3. NHL records (1986-87).
4. NHL records (1986-87).
5. NHL records (1986-87).
6. NHL records (1986-87).
7. NHL records (1986-87).
8. NHL records (1986-87).
9. NHL records (1986-87).
10. NHL records (1986-87).
11. NHL records (1986-87).
12. NHL records (1986-87).
13. NHL records (1986-87).
14. NHL records (1986-87).
15. NHL records (1986-87).
16. NHL records (1986-87).
17. NHL records (1986-87).
18. NHL records (1986-87).
19. NHL records (1986-87).
20. NHL records (1986-87).

MARIO LEMIEUX

1985-87: Despite playing in only 63 games, still led the team in goals (54), assists (63) and points (107). Was tied for third in the league in points and goals.

1987-88: Captured the Hart Trophy, as the NHL's Most Valuable Player, as well as winning the Art Ross Trophy as the league's leading scorer. Recorded 70 goals, 98 assists and 168 points. Became only the fourth player in NHL history to score 70 goals in a season. Led the league in goals and shot-handed goals (116) and finished second in assists. Led the NHL and set a club record with 302 shots on goal. Won the Lester B. Pearson Award and was named the Dodge NHL Performer of the Year.

1988-89: Won his second straight scoring title, recording 199 points. Ranked first in goals with 85 and tied for first in assists with 114. His 85 goals were the third highest total in a single season in NHL history and he became the second player (Gretzky) to record 70 or more goals in two different seasons. Became only the third player (Orr & Gretzky) to record over 130 assists in a single season in league history. Set a single season NHL record with 13 shot-handed goals. Led the NHL with 31 power play goals and was on the ice for 110 of the team's 119 power play goals. Was involved in 57.3% of the team's goals, the highest percentage in league history. Became the team's all-time leading scorer on Jan. 20 at Winnipeg, recorded his 715th point, passing former Penguin, Rick Kuba... Set a club record for goals in a game with five, on Oct. 31 vs. New Jersey, becoming the first player in NHL history to score an even strength, power play, shot-handed, penalty shot and empty net goal in the same game. Named to the NHL First All-Star Team of center and was named Dodge NHL Performer of the Year. Led the team in the playoffs with 19 points (12-7) with a finishing touch on goals in the league.

1989-90: Despite missing 21 games due to back problems, finished fourth in league scoring with 123 points (45-78). Recorded a 46-game scoring streak from Oct. 31 to Feb. 11, the second longest streak in NHL history. Recorded 103 points (39-64) during the streak. The streak ended on Feb. 14 at the NY Rangers, when his back forced him to leave the game after one shot out. Missed the following 21 games, including the NHL All-Star game by 11 points when he was forced out of the lineup. Returned to the lineup for the Penguins' first game on Mar. 31 vs. Buffalo, recording two points (1+1).

1990-91: Missed the first 40 games of the season, recovering from July 11 back surgery to remove a herniated disc. Returned to the lineup on Jan. 26 at Quebec, recording three assists. Recorded a point in 27 of the 28 games he played. Won the Conn Smythe Trophy as the Most Valuable Player in the playoffs, leading the league in playoff points with 44. Also led the playoffs in assists with 28 and was tied for scoring in goals with 16. Recorded a point in 27 of the 28 playoff games, missing no games. Got a chance of the Stanley Cup Finals with a back problem.

1991-92: Won his third scoring title, recording 131 points. Despite playing in only 64 games, ranked second in assists (87) and tied for seventh in goals (44) in the league. Was named Pro-Sol NHL Player of the Year. Recorded his 1,000th career point in career game number 513, on Mar. 24 at Detroit, to become the second fastest player to record 1,000 points in NHL history (Gretzky is 424). Was on the ice for 70 of the team's 72 power play goals in the games that he played and was on the ice for 161 of the club's 292 total goals (61.7%). Ranked second on the team with a plus 27. In the playoffs was named the Most Valuable Player for the second straight season. Led all players in points (34), goals (11), power play goals (8) and game-winning goals (5). Despite missing six games. Ranked second in assists with 18. Tied an NHL playoff record for the most game-winning goals (5). Set a club playoff record with eight power play goals. Recorded six points (3-3) on Apr. 23 vs. Washington, including an NHL playoff tying four point period. Became the first player to record four points in a period during a playoff game on two occasions (Apr. 25, 1989 vs. Philadelphia). Missed the last game of the playoffs with a shoulder injury and missed two other games with a broken left hand suffered to a slash by Adam Graves on May 5 at the NY Rangers. In Game Two of the Dallas Final.

1992-93: Won the Hart Trophy for the second time in his career. Despite playing in only 60 games, was his fourth scoring title, recording 160 points, the third highest point total of his career. Was named to the NHL's First All-Star Team at center. Was entered as the Masterton Trophy winner as the player who best exemplifies the qualities of perseverance, sportsmanship and dedication to hockey... Also was entered as the Lester B. Pearson Award winner. Finished third in the NHL with 64 goals and had the best goals-per-game average in the league (1.15). Finished the season with assists with 91, the fourth time in his career that he recorded 90 or more assists, and a points-per-game average of 2.67, which is the third highest in NHL history. Led the NHL with a plus 55. Recorded a point in 54 of his 60 games and at least two points in 43 games. Had a 12 game goal scoring streak from Oct. 15 to Nov. 1, scoring 18 goals breaking Pat LaFontaine's club record of nine games set in 1982-83. Set a club record for the most game-winning goals in a season with 10. The Penguins announced on Jan. 12 that he was diagnosed with a Mucopolysaccharidosis form of Hurler's disease, which diagnosed in an early stage, is the most lethal variant and is considered a most dreaded... The diagnosis was made after the removal of an enlarged lymph node from his neck. Treatment in the form of radiation began on Feb. 1 and ended on Mar. 2. Started with the team for the first time after the treatment began on Feb. 12. Got into the lineup on Mar. 2 in Philadelphia, recording two points (1+1) in a 5-1 Pittsburgh loss. Recorded at least one point in 16 of 20 games after returning to the line up, totaling 56 points (30-26). Had a season high 16-game scoring streak from Mar. 9 to Apr. 9, recording 51 points (27-24). Set a club record for goals in the month of March (10). Recorded back to back four-goal games (Mar. 16 vs. Washington & Mar. 20 vs. Philadelphia) and a club record of five goal game (Apr. 8 at NY Rangers), in games that he played, recorded a point or 160 of the team's 292 goals (54.8%) and was on the ice for 205 goals (70.2%). Signed a seven-year contract on Oct. 9, 1992. Led the team with 16 points (8-8) in 11 playoff games. In scoring tied for ninth in NHL playoff scoring. Played one shift in Game One on May 8 vs. the NY Islanders in the Patrick Division Finals, scoring with a back injury. Missed the following game on May 9 and played only on the power play in Game Four on May 8.

MARIO LEMIEUX

1993-94: Missed the first 12 games of the season, after having surgery on July 29 to repair a torn lat muscle in his back. Returned to the lineup on Oct. 28 vs. Quebec, recording two assists. Missed a total of 56 games with back problems and two other games when he was held out as an precaution. Recorded 37 goals (17/20 in 22 games).

1994-95: Announced on Aug. 29, 1994 that he would take a medical leave of absence and not play during the 1994-95 season. Then on June 20, 1995, announced that he would return to the ice to play the 1995-96 season with the Penguins.

JUNIOR CAREER

1983-84: In his final season with Team OJHL, was named Canadian Major Junior Player of the Year, recording 782 points (133+149). Holds the junior record for the most points (387) and goals (133) in a season. Holds record in assists (149) in a season. Set a junior record scoring in 61 consecutive games.

INTERNATIONAL CAREER

1983 World Junior Championships: Playing for Team Canada, was his team's second leading scorer in the tournament field at 10 goals, recording 10 points (5+5). Team Canada won the Bronze Medal.

1985 World Championships: Was named to the All-Tournament team. Scored two goals in Team Canada's 3-1 victory over the USSR. Team Canada's first win over the USSR since 1961.

1987 Canada Cup: Playing for Team Canada, led all players with 11 goals and finished second in goals with 18, helping Team Canada win the tournament.

PERSONAL

Mario and wife Karoline have two daughters, Lauren (three) and Stephanie (one) and one son, Aiden (two months). Makes his home in Pittsburgh year-round. Drop-out fan and has played on the "Comby Go" Team. Has served as honorary chairman for the Pittsburgh Cancer Institute. Is President of the Mario Lemieux Foundation.

NATIONAL HOCKEY LEAGUE RECORDS AND CAREER NOTES

- Ranks 10th among all-time NHL players and fourth among active players with 567 career goals and has the highest goals-per-game average in league history (.342%).
- Ranks 10th in NHL history and fifth among active players with 1,377 career points, and has the second best points-per-game average in league history (.265%).
- Ranks 17th in league history and eighth among active players with 829 career assists, and has the second highest assists-per-game average in NHL history (.21%).
- Is third in league history with 37 career games with three or more goals.
- Has recorded the second most career 100 or more point seasons in NHL history.
- Holds the NHL Record for the most short-handed goals in a season, scoring 13 in 1988-89.
- Scored 95 goals in 1988-89, the fourth highest single season total in NHL history.
- One of only three players in NHL history to score 70 or more goals in different seasons.
- One of only three NHL players to record 100 or more assists in a single season.
- Scored 34 goals in the first 50 games of the 1988-89 season, the third highest total in NHL history.
- Had the second longest point-scoring streak in league history, recording a point in 45 consecutive games in the 1988-89 season (103 points).
- Leads the league in career even-strength goals by one.
- Recorded 100 points in his rookie season, the fifth highest total in NHL history.
- Scored his 2,000th career point on March 24, 1992 in his 54th career game, becoming the second fastest player to record 1,000 points in NHL history.
- Scored his 500th career goal on Oct. 26, 1995 at NY Islanders in his 625th game, to become the second fastest player to score 500 goals in league history.

MARIO LEMIEUX

PITTSBURGH PENGUINS CLUB RECORDS

- Holds the club record for goals (563), assists (809), points (1,372), power play goals (181), game-winning goals (58), short-handed goals (46) and shots on goal (7,727)
- Holds the single-season club records for the most goals (85), assists (114) and points (194)
- Holds the club records for the most goals (5 more), most assists (6 more) and is tied for the most assists (6 more times) in a single game

PLAYOFF NOTES

- Has recorded 149 points (67+82) in 34 career playoff games
- Has the highest goal-to-point average in NHL playoff history (.793)
- Has a career playoff points per game average of 4.37, the second highest in league playoff history
- Led all playoff scorers in 1991 and 1992, recording 44 points (19+25) in 1991 and 34 points (16+18) in 1992
- Recorded the second highest point total in a single playoff year in 1991 (44)
- Has recorded a point in 22 of his 84 career playoff games
- In nine career Stanley Cup Finals games, has recorded 11 points (10+1)
- Recorded five goals and eight points on April 25, 1989 vs the Philadelphia Flyers to tie NHL Records for most goals and points in a single playoff game

HONORS AND AWARDS

- Winner of the Conn Smythe Trophy as the playoff MVP in 1991 and 1992, only the second player in NHL history to win this award in back-to-back years (Gerrit Poffert)
- Won the Hart Memorial Trophy as the NHL's MVP in 1988, 1993 and 1996
- Is a five-time winner of the Art Ross Trophy, as the league's leading scorer (1988, 1989, 1992, 1993 & 1996)
- Won the Calder Memorial Trophy as the NHL's Rookie of the Year in 1985
- Won the Masterton Trophy in 1993, as the player who best exemplifies the qualities of perseverance, sportsmanship and dedication to hockey
- Is the only player in NHL history to have won the Ross, Hart, Calder, Smythe and Masterton Trophies
- Won the Lester B. Pearson Award as the NHL's outstanding player, as selected by the NHL Players Association in 1980, 1984, 1987 and 1996
- Was named to the NHL's First All-Star Team in 1988, 1989, 1993 and 1996 and the Second Team in 1985, 1987 and 1991
- Has played in seven NHL All-Star Games (plus Rendez Vous '87), winning MVP honors in 1986 (Calgary), 1988 (St. Louis) and 1990 (Pittsburgh)
- Has been honored as Pittsburgh's Dapper Dan Man of the Year on two occasions (1986 & 1990)

CAREER NOTES

- On December 31, 1986 vs the New Jersey Devils, became the first player in NHL history to score an empty net goal, and gain's at even strength, on the power play, short-handed and on a penalty shot
- Of his 563 goals, 307 have come at home, 248 on the road and three have come in mutual overtime games
- Has scored 24 career empty net goals and has scored a goal on six of eight career penalty shots
- Has recorded a point in 1372 of his teams 7719 goals (49.0%) in the 689 career games that he has played
- Has been on the ice for 1730 of the team's 2299 goals (61.8%) in the 689 career games that he has played
- Has a point in 576 of his 689 career games (86.1%) and two or more points in 397 games (59.4%)

MARIO LEMIEUX INJURIES

REGULAR SEASON

SEASON	INJURY	GAMES MISSED	TEAM'S RECORD
1984-85	Suffered a sprained left knee on Nov. 21 vs. Washington	7	1-5-1
1985-86	Lower back strain	1	1-0-0
1986-87	Suffered a sprained right knee on Oct. 20 vs. Philadelphia Flyers	13	2-7-4
		4	1-0-1
1987-88	Suffered a bruised right shoulder on Nov. 5 at NY Islanders	3	1-0-0
1988-89	Suffered a sprained right wrist on Nov. 3 vs. Quebec	7	0-2-0
	Suffered a pulled groin in practice on Mar. 15	2	1-1-0
1989-90	Suffering from a herniated disc in his back	21	5-12-4
1990-91	Had back surgery on July 11, 1990 to remove the herniated part of the disc	50	26-21-3
	Suffered a pulled groin on Feb. 7 vs. Boston	1	0-1-0
	Suffered a bruised left foot on Feb. 21 vs. Toronto	1	0-1-0
	Suffered a laceration above his left eye on Mar. 26 at Philadelphia that required 14 stitches	1	1-0-0
	Held out as a precaution on Mar. 31, 1991 at NY Rangers	1	0-1-0
1991-92	Back injury	3	0-3-1
	Back injury	4	2-2-0
	Back injury	6	1-4-1
	Flu	1	1-0-0
	Suffered a strained shoulder on Apr. 13 at New Jersey	7	1-1-1
1992-93	Suffered a bruised heel on Dec. 1 at NY Islanders	1	0-1-0
	Back injury	3	1-2-0
	The Penguins announced on Jan. 12, that Lemieux had Hodgkin's disease	20	10-6-2
1993-94	Had back surgery on July 26, 1993 to remove a herniated disc in his back	15	0-4-1
	Soreness in his back	1	1-0-0
	Soreness in his back	1	1-0-0
	Soreness in his back	2	2-0-0
	311	36	17-11-8
	Continuing to mend from his back	2	2-0-0
	Soreness in his back	2	0-1-1
	Held out as a precaution Mar. 6, 1994 at Washington	1	1-0-0
	Soreness in his back	3	4-1-0
	Held out as a precaution (Mar. 27, 1994 at Edmonton)	1	0-1-0
	Held out as a precaution (April 6, 1994 at New Jersey)	1	0-1-0
1995-96	Suffered a bruised back and leg on Oct. 20 at Buffalo	1	0-0-0
	Held out as a precaution (Nov. 9, 1995 at Buffalo)	1	0-0-1
	Held out as a precaution (Nov. 11, 1995 at Los Angeles)	1	0-1-0
	Held out as a precaution (Nov. 17, 1995 at Washington)	1	1-0-0
	Flu	1	0-1-0
	Held out as a precaution (Jan. 6, 1996 at St. Louis)	1	0-1-0
	Held out as a precaution (Jan. 17, 1996 at Buffalo)	1	0-1-0
	Held out as a precaution (Feb. 7, 1996 at San Jose)	1	0-1-0
	Held out as a precaution (Feb. 16, 1996 at Washington)	1	1-0-0
	Held out as a precaution (Mar. 1, 1996 at Edmonton)	1	1-0-0
	Held out as a precaution (Mar. 24, 1996 at NY Rangers)	1	1-0-0
	Held out as a precaution (Mar. 31, 1996 at Philadelphia)	1	0-1-0
	REGULAR SEASON TOTAL	221	94-97-30

NOTE: With Lemieux in the lineup, the Penguins record in 663 career games is 331-280-58

PLAYOFFS

1980-81	Back injury	1	0-1-0
1981-82	Suffered a bruised shoulder on Apr. 13 at New Jersey	1	0-1-0
	Suffered a broken left hand on May 5 at NY Rangers	6	4-1-0
1983-83	Back injury	1	1-0-0
	PLAYOFF TOTAL	8	5-3-0

NOTE: With Lemieux in the lineup, the Penguins record in 84 career playoff games is 54-30

MARIO LEMIEUX

LONGEST SCORING STREAK

LONGEST POINT SCORING STREAK

46 - Oct. 31, 1989 to Feb. 14, 1990 (39 goals, 133)
28 - Jan. 31 to Mar. 15, 1986 1991 (21 goals, 50)
17 - Jan. 1 to Feb. 2, 1988 (19 goals, 57)
16 - Mar. 9 to Apr. 9, 1993 (27 goals, 51)
16 - Nov. 16 to Dec. 22, 1994 (15 goals, 36)
15 - Nov. 30 to Dec. 31, 1988 (20 goals, 44)
15 - Mar. 6 to Apr. 15, 1992 (12 goals, 37)
14 - Oct. 9 to Nov. 8, 1986 (17 goals, 32)
12 - Oct. 7 to Nov. 1, 1986 (16 goals, 41)
12 - Oct. 16 to Nov. 1, 1989 (18 goals, 36)
11 - Dec. 10 to Dec. 31, 1991 (9 goals, 30)
10 - Jan. 7 to Jan. 28, 1989 (11 goals, 33)

LONGEST POINT SCORING STREAK

15 - Apr. 13 to May 17, 1991 (17 goals, 49)
7 - Apr. 3 to Apr. 24, 1989 (6 goals, 16)
7 - Apr. 16 to May 4, 1992 (7 goals, 19)
7 - Apr. 26 to May 11, 1990 (10 goals, 14)

REGULAR SEASON

LONGEST GOAL SCORING STREAK

12 - Oct. 6 to Nov. 1, 1989 (18 goals)
11 - Mar. 18 to Apr. 4, 1993 (21 goals)
7 - Oct. 11 to Oct. 29, 1988 (15 goals)
7 - Jan. 9 to Jan. 20, 1986 (12 goals)
7 - Oct. 22 to Nov. 4, 1986 (8 goals)

LONGEST ASSIST STREAK

14 - Jan. 15 to Feb. 16, 1988 (23 assists)
10 - Dec. 13 to Dec. 21, 1991 (21 assists)
10 - Dec. 1 to Dec. 22, 1986 (17 assists)
9 - Oct. 15 to Nov. 1, 1989 (22 assists)
9 - Dec. 12, 1990 to Jan. 2, 1991 (19 assists)
8 - Oct. 6 to Oct. 24, 1992 (13 assists)
9 - Mar. 23 to Apr. 7, 1994 (16 assists)
8 - Mar. 10 to Apr. 13, 1992 (16 assists)

NOTE: Lemieux's longest goal-scoring streak of games, from Oct. 13-30, 1984 and Jan. 28-Feb. 22, 1992. He has been held without a point in back-to-back games 12 times in his career and has never gone three consecutive games without recording a point.

PLAYOFFS

LONGEST GOAL SCORING STREAK

7 - May 9 to May 17, 1991 (8 goals)
7 - Apr. 28 to May 11, 1990 (10 goals)
6 - Apr. 6 to Apr. 21, 1990 (6 goals)

LONGEST ASSIST STREAK

10 - Apr. 19 to May 11, 1991 (15 assists)
5 - May 6 to May 12, 1990 (6 assists)

MULTIPLE GOAL AND POINT GAMES

REGULAR SEASON MULTIPLE GOAL GAMES

TWO 41	THREE 23	FOUR 3	FIVE 1	TOTAL 12
-----------	-------------	-----------	-----------	-------------

PLAYOFF MULTIPLE GOAL GAMES

TWO 11	THREE 7	FOUR 0	FIVE 0	TOTAL 18
-----------	------------	-----------	-----------	-------------

REGULAR SEASON MULTIPLE POINT GAMES

TWO 167	THREE 124	FOUR 57	FIVE 31	SIX 8	SEVEN 4	EIGHT 7	TOTAL 307
------------	--------------	------------	------------	----------	------------	------------	--------------

PLAYOFF MULTIPLE POINT GAMES

TWO 26	THREE 12	FOUR 5	FIVE 1	SIX 0	SEVEN 1	EIGHT 0	TOTAL 45
-----------	-------------	-----------	-----------	----------	------------	------------	-------------

GOATENDERS WHO HAVE ALLOWED MOST GOALS BY LEMIEUX

CAREER

1. Jeno Vanobsevich	27
2. Empty Net	24
3. Ron Hextall	16
4. Peter Peeters	15
5. Don Beauregard	15
6. Kelly Huddy	14
7. Glen Proby	14
8. Ken Wreggett	12
9. Allan Courcier	11
Bob Friesse	11
Mario Gosselin	11
Cliff Mathison	11
Mike Lutz	11
Mark F. Veselich	11

SEASON

1. Kelly Huddy	8 (1988-89)
2. Empty Net	8 (1988-89)
3. Dick Wintersley	5 (1985-86)
Mike Lutz	5 (1986-87)
Glen Hutton	5 (1994-95)
Cliff Mathison	5 (1987-88)
Bob Hextall	5 (1987-88)
Bob Hextall	5 (1988-89)
Sean Burke	5 (1988-89)
Bob Sauer	5 (1988-89)
Bob Sauer	5 (1989-90)
Trammy Soderstrom	5 (1992-93)
Trammy Soderstrom	5 (1993-94)

MARIO LEMIEUX GAME MISCONDUCTS

DATE	OPPONENT	PERIOD	TIME	REFEREE	OUTCOME
Nov. 26, 1983	vs Philadelphia	3rd	19:55	Stewart	4-3 Loss
Jan. 26, 1987	at Washington	3rd	19:01	Hoggart's	6-4 Loss
Apr. 4, 1984	vs Tampa Bay	1st	18:59	Francis	2-1 Win
Apr. 24, 1985**	at Washington	2nd	19:23	Marcoulli	3-2 Win (OT)

** Playoffs

FIGHTING MAJORS

DATE	OPPONENT	OUTCOME	OPPOSING PLAYER	REFEREE
Oct. 10, 1984	vs Vancouver	4-3 Win	Gary Lups'	Wicks
Mar. 27, 1985	vs New Jersey	4-3 Win	Greg Adams	Wicks
Nov. 19, 1985	at Washington	4-3 Loss	Bob Carpenter	Ginghorn
Mar. 20, 1987	vs Washington	4-3 Loss	Bobby Cou'f	Morel
Apr. 24, 1986**	at Washington	3-2 Win (OT)	Fred Keyser	Marcoulli

** Playoffs



**Defense**

HT/WT: 6' 6" / 236 lbs. **Shoots:** Left **Age:** 26
Born: Ste. Adèle, Quebec April 18, 1970

Acquired: Acquired by Pittsburgh from Ottawa in the 1995 NHL Waiver Draft on January 18, 1995

CAREER HIGHLIGHTS

MILESTONES WITHIN REACH: (Current total): 200th game (140)

FIRST NHL GAME: January 21, 1989 - in a 7-4 Edmonton loss vs Pittsburgh

FIRST NHL GOAL: November 1, 1995 - in a 10-0 Pittsburgh win vs Tampa Bay vs J.C. Bergeron

FIRST NHL POINT: October 11, 1989 - an assist in a 5-2 Edmonton loss vs Vancouver

MOST GOALS, GAME: 1 - November 1, 1995 - in a 10-0 Pittsburgh win vs Tampa Bay and November 28 in a 7-2 Pittsburgh win vs Ottawa

MOST ASSISTS, GAME: 2 - Three times

MOST POINTS, GAME: 2 - Three times

MOST PENALTY MINUTES, GAME: 32 - March 7, 1995 - in a 5-4 Pittsburgh loss vs Quebec

CAREER RECORD VS

TEAM	GP	G	A	PTS	PIM	TEAM	GP	G	A	PTS	PIM
Anaheim	2	0	0	0	0	New Jersey	8	0	1	1	11
Boston	12	0	0	0	0	NY Islanders	3	0	0	0	7
Buffalo	3	0	0	0	0	NY Rangers	8	0	0	0	16
Calgary	0	0	0	0	0	OTL	7	1	0	1	10
Chicago	1	0	0	0	0	Pittsburgh	9	0	1	1	14
Columbus	3	0	0	0	0	Pittsburgh	3	0	0	0	11
Dallas	0	0	0	0	0	San Jose	1	0	0	0	0
Detroit	0	0	0	0	0	St. Louis	2	0	0	0	22
Edmonton	0	0	0	0	0	Tampa Bay	6	0	0	2	13
Florida	0	0	0	0	0	Toronto	3	0	0	0	11
Los Angeles	0	0	0	0	0	Vancouver	3	0	1	1	4
Minnesota	2	0	0	0	0	Washington	8	0	1	1	36
Montreal	1	0	1	1	11	Winnipeg	2	0	0	2	11
TOTALS	140	2	15	17	356						

1995-96 SEASON REVIEW

Scored his first NHL goal on November 1 vs Tampa Bay (J.C. Bergeron)... Set single-season career highs in games played (66), goals (2), assists (9), points (11) and penalty minutes (161)... Led the Penguins in penalty minutes with 161... Had a team-high 22 penalty minutes on March 26 vs St. Louis... Recorded two assists in a game twice (Feb. 21 at Buffalo and Mar. 23 vs Buffalo) which led his career-high for assists and points in a game... Missed 16 games due to injuries, including 11 due to back spasms. **PLAYOFFS:** Scored the game-winning goal, his first career playoff goal in Game Five vs Washington on Apr. 26... Was a plus or even player in 16 of 18 playoff games.

PRO CAREER

1988-89: Played in two games with Edmonton during a mid-season call-up from St. Jean (QMJHL)... Played in his first NHL game on January 21 vs Pittsburgh.

1989-90: Began the season with Edmonton and played in three games before being returned to minors... Recorded his first point on October 11 vs Vancouver.



1990-91: Played in Edmonton's last regular season game on March 31 vs. Winnipeg, recorded two assists... Played 71 games with Cape Breton (AHL), recording nine points (2-7).

1991-92: Played 61 games with Cape Breton, recording 29 points (7-22). Played in four games with Edmonton.

1992-93: Played in 55 games with Cape Breton, recorded a pro career-high in goals (10), assists (24) and points (34).

1993-94: Was claimed in the 1994 Waiver Draft from Edmonton by Ottawa... Split the season between Ottawa and Prince Edward Island (AHL).

1994-95: Was acquired from the Ottawa Senators by the Penguins in the 1995 Waiver Draft on January 18... Led the Penguins in penalty minutes with 114... Had a plus seven rating and was a plus or even player in 33 of his 40 games... Had a team-high 32 penalty minutes on March 7 vs. Quebec... Played 44 games with PEI, prior to being claimed by the Penguins. Recorded 18 points (4-14) and had a plus 21 rating with PEI... Assisted on Luc Robitaille's overtime goal vs. Washington in Game Five of the Conference Quarterfinals on May 14.

JUNIOR CAREER

Played three seasons in the Quebec Major Junior Hockey League, two with St-Jean and one with Victoriaville... During the 1988-89 season, playing with St-Jean, set career-highs in goals (8), assists (34), points (42) and penalty minutes (185).

PERSONAL

Francis is single and spends the off-season in Montreal... Enjoys playing golf and softball... His favorite team growing up was the Montreal Canadiens... Has one brother.

AMATEUR AND PROFESSIONAL PLAYING RECORD

SEASON	TEAM	LEAGUE	GP	G	A	REGULAR SEASON										PLAYOFFS				
						PTS	PIM	PP	SH	OW	S	GP	G	A	PTS	PIM				
1987-88	St-Jean	QMJHL	56	1	8	9	115	0	0	0	0	0	0	0	0	0	0	0	0	0
1988-89	Edmonton	NHL	2	0	0	0	0	1	0	0	0	0	0	0	0	0	0	0	0	0
	St-Jean	QMJHL	37	8	34	4	185	0	0	0	0	0	0	0	0	0	0	0	0	0
1989-90	Edmonton	NHL	3	0	1	1	0	2	0	0	0	0	0	0	0	0	0	0	0	0
	Edmonton	QMJHL	51	4	33	3	162	0	0	0	0	0	0	0	0	0	0	0	0	0
1990-91	Edmonton	NHL	1	0	2	2	0	1	0	0	0	1	0	0	0	0	0	0	0	0
	Cape Breton	AHL	70	7	30	0	124	0	0	0	0	0	0	0	0	0	0	0	0	0
1991-92	Edmonton	NHL	4	6	0	0	7	1	0	0	0	0	0	0	0	0	0	0	0	0
	Cape Breton	AHL	57	9	32	0	114	0	0	0	0	0	0	0	0	0	0	0	0	0
1992-93	Edmonton	NHL	1	0	0	0	0	0	0	0	0	0	0	0	0	0	0	0	0	0
	Cape Breton	AHL	54	10	31	0	139	0	0	0	0	0	0	0	0	0	0	0	0	0
1993-94	Ottawa (H)	NHL	23	0	1	1	70	4	0	0	0	0	0	0	0	0	0	0	0	0
	Edmonton	AHL	20	1	5	10	50	0	0	0	0	0	0	0	0	0	0	0	0	0
1994-95	PITTSBURGH (H)	NHL	40	0	2	2	113	7	0	0	0	0	13	12	0	2	2	14	0	0
	PEI	AHL	36	1	6	13	55	0	0	0	0	0	0	0	0	0	0	0	0	0
1995-96	PITTSBURGH	NHL	66	7	9	11	161	2	0	0	0	0	33	15	1	1	9	20	0	0
	Edmonton	AHL	1	0	0	0	0	0	0	0	0	0	0	0	0	0	0	0	0	0
	NHL TOTALS		140	2	15	17	356	4	0	0	0	0	33	12	0	2	2	14	0	0
	PGH TOTALS		106	2	11	43	275	9	0	0	0	0	30	1	3	4	24	0	0	0

Francis was drafted by the Pittsburgh Penguins in the 1995 NHL Entry Draft. He was selected in the 10th round, 271st overall. He was drafted from the QMJHL by the Penguins.



Defense

H/T/W/T: 6' 5" 215 lbs. **Shoots:** Right **Age:** 30
Born: Moscow, USSR, December 25, 1965

Acquired: Traded by Toronto to Pittsburgh for Larry Murphy on July 8, 1995

CAREER HIGHLIGHTS

MILESTONES ACHIEVED: 200th game (12-6-96 at NY Islanders) 100th point (12-28-95 vs Hartford)

MILESTONES WITHIN REACH: (Current Total): 300th game (247) 100th assist (94)

FIRST NHL GAME: March 17, 1992 - in a 4-3 (OT) Toronto win vs Quebec

FIRST NHL POINT: April 15, 1992 - a goal in a 4-2 Toronto win vs NY Rangers vs Mike Richter

FIRST NHL GOAL: April 15, 1992 - in a 4-2 Toronto win vs NY Rangers vs Mike Richter

FIRST NHL ASSIST: October 22, 1992 - in a 5-2 Toronto win at Tampa Bay

MOST GOALS, GAME: 2 - October 20, 1992 - in a 6-3 Toronto win vs Ottawa

MOST ASSISTS, GAME: 4 - March 4, 1994 - in a 6-6 (OT) Toronto win at Detroit

MOST POINTS, GAME: 4 - March 4, 1994 - in a 6-6 (OT) Toronto win at Detroit (4A)

CAREER RECORD VS

TEAM	GP	G	A	PTS	PCM	TEAM	GP	G	A	PTS	PCM
Anaheim	9	1	1	2	6	New Jersey	6	0	2	2	10
Boston	9	0	4	4	4	NY Islanders	8	0	3	3	12
Buffalo	9	2	4	6	16	NY Rangers	7	1	1	2	8
Calgary	12	1	5	6	4	Ottawa	10	2	4	6	2
Chicago	15	2	8	10	14	Pittsburgh	3	0	2	2	2
Colorado	8	1	1	2	2	Philadelphia	7	0	7	7	7
Dallas	12	3	5	8	6	San Jose	14	1	11	12	6
Detroit	14	2	8	10	16	St. Louis	15	0	5	5	6
Edmonton	8	1	3	4	14	Tampa Bay	12	0	2	2	32
Florida	8	0	0	0	4	Toronto	2	1	0	1	2
Hartford	10	1	3	4	18	Vancouver	11	0	6	6	16
Los Angeles	13	0	7	7	14	Washington	8	0	1	1	4
Montreal	9	0	3	3	2	Winnipeg	1	2	0	0	8
TOTALS	247	25	94	119	734						

1995-96 SEASON REVIEW

Was acquired from the Toronto Maple Leafs along with Toronto's second round draft choice in the 1995 Entry Draft for Larry Murphy on July 8. Set a single-season career high for assists in a season with 31... finished the season only two points shy of his single-season career high for points in a season with 34 (36 in 1993-94). Ranked sixth on the team with a plus 19 rating and was a plus or even player in 52 of his 72 games... Had eight multiple point games, including recording three assists on Nov. 30 at Boston... Scored game tying goal on November 3 at Buffalo at 18:23 of the third period... Missed nine games due to injuries, including eight games with a shoulder injury suffered on March 14 at Boston. **PLAYOFFS:** Recorded one assist in 15 playoff games, including playing in his 50th career playoff game in Game Four on May 26 at Florida.

PRO CAREER

1991-92: Joined Toronto on March 14, after participating in the 1992 Olympics for the Unified Team... His first NHL goal was the game-winning goal on April 15 vs the Rangers and Mike Richter.
1992-93: Ranked third on the team among defensemen in assists (24) and points (31)... Scored seven goals, including four on the power play.
1993-94: Ranked second on the club among defensemen in points with 36 and tied with a career-high nine goals and 147 shots... Recorded 19 of his 36 points on the road... Missed the last five games with a strained rib muscle... During the 1994 playoffs, was tied for fourth among NHL



Was named to the Second Team All-Tournament Team.

1991 CANADA CUP: Played in five games during the 1991 Canada Cup for the USSR Team, recording one assist.

1992 OLYMPICS: Played in seven games for the Unified Team, recording four points (3+1), helping his team win the Gold Medal.

1992 WORLD CHAMPIONSHIPS: Was a member of the Unified Team at the 1992 World Championships in Prague, Czechoslovakia, recording two points (1+1) in six games.

defenseman with 15 points. Led the NHL with six power play goals. Had a team record for goals by a defenseman in one playoff year with six.

1994-95: Ranked second on the team among defensemen with 17 assists (5-12), playing in 33 games with Toronto. Ranked second on the team with a plus six rating. Was a plus or even player in 24 of his 33 games... Had two multiple point games... Suffered a separated left shoulder on March 27 vs Edmonton and missed the next 14 games... Returned to the lineup for the last game of the regular season.

RUSSIAN CAREER

1989-90: Playing for the Soviet Wings, was second in scoring on the team among defensemen with 15 points.

1990-91: Ranked second in the league among defensemen in points (28) and goals (16).

1991-92: Was leader sixth in league scoring with 31 points... Was the highest scoring defenseman in the league and was the only defenseman to lead his team in scoring.

INTERNATIONAL CAREER

1991 WORLD CHAMPIONSHIPS: Was a member of Bronze Medal winning Russian Team at the 1991 World Championships in Finland, recording six points (4-2) in 10 games and a team high plus 13.

PERSONAL

Dmitri and wife Ekaterina have one son, Egor (8). Lives in Toronto in the off-season... His brother, Boris, plays for the Edmonton Oilers. Enjoys soccer, tennis, swimming and fishing during the off-season. Nickname is "Trot".

AMATEUR AND PROFESSIONAL PLAYING RECORD

SEASON	TEAM	LEAGUE	REGULAR SEASON											PLAYOFFS				
			GP	G	A	PTS	PIM	PP	SH	GW	S	GP	G	A	PTS	PIM		
1989-90	CSKA	Soviet	4	1	1	2	8											
1989-91	CSKA	Soviet	21	7	7	14	12											
1990-91	Soviet Wings	WHL	44	7	7	14	27											
1990-91	Soviet Wings	WHL	35	5	6	11	46											
1990-91	Soviet Wings	WHL	26	2	11	13	35											
1990-91	Soviet Wings	WHL	40	6	12	18	22											
1991-92	Soviet Wings	WHL	39	10	16	26	62											
	Toronto	NHL	7	1	0	1	0	4	0	0	1	7						
1992-93	Toronto	NHL	58	7	24	31	49	1	3	0	1	105	14	1	2	3	2	
1993-94	Toronto	NHL	76	9	27	36	78	5	3	0	147	18	0	0	15	6		
1994-95	Toronto (by)	NHL	33	5	12	17	23	6	2	0	63	6	2	1	3	2		
1995-96	PITTSBURGH	NHL	72	3	31	34	55	19	1	0	1	86	15	0	1	1	10	
	NHL TOTALS		247	25	94	119	234	25	10	0	3	613	61	3	13	22	20	
	PGH TOTALS		72	3	31	34	55	19	1	0	1	86	15	0	1	1	10	



Right Wing

HT/WT: 5' 9" 180 lbs. Shoots: Right Age: 39
Born: New York, New York, February 26, 1957

Acquired: Signed as a free agent on September 4, 1996

CAREER HIGHLIGHTS

MILESTONES ACHIEVED: 1,000th game (3-5-96 at NY Islanders) 1,000th point (2-7-95 vs Florida)... 400th goal (3-17-92 vs Edmonton) ... 500th assist (12-19-93 vs NY Islanders)

MILESTONES WITHIN REACH: (Current Total): 500 goals (495)... 600 assists (516)... 1,100 points (1,041)

CAREER HAT TRICKS: 11

FIRST NHL GAME: October 6, 1981 - a 6-2 St. Louis win vs Pittsburgh

FIRST NHL POINT: October 6, 1981 - an assist on a Mike Zuke goal in a 6-2 St. Louis win vs Pittsburgh.

FIRST NHL GOAL: January 5, 1982 - in a 4-1 St. Louis win vs Minnesota vs Gilties Memorial

MOST GOALS, GAME: 4 - Four times

MOST ASSIST, GAME: 3 - 10 times

MOST POINTS, GAME: 6 - Jan. 5, 1988 in an 8-0 Calgary win vs Los Angeles (4g,2a) and Dec. 26, 1991 in a 12-1 Pittsburgh win vs Toronto.

MOST PENALTY MINUTES, GAME: 10 - February 16, 1992 in a 3-3 Pittsburgh tie at Philadelphia

CAREER RECORD VS

TEAM	GP	G	A	PTS	PIM	TEAM	GP	G	A	PTS	PIM
Anaheim	2	2	2	4	0	New Jersey	57	20	23	43	17
Boston	42	17	24	41	6	NY Islanders	50	25	29	48	15
Buffalo	49	24	24	48	6	NY Rangers	50	27	28	54	20
Calgary	26	7	11	18	0	Ottawa	15	7	4	11	7
Chicago	43	20	21	41	8	Philadelphia	47	20	21	41	18
Columbus	41	19	23	39	10	Pittsburgh	25	12	15	27	5
Dallas	14	28	37	65	0	San Jose	0	0	0	0	0
Detroit	54	32	28	60	8	St. Louis	25	10	10	24	2
Edmonton	50	30	32	62	10	Tampa Bay	10	3	3	6	2
Florida	4	7	5	12	2	Toronto	53	34	34	72	14
Hartford	57	34	17	51	19	Vancouver	64	22	31	49	10
Los Angeles	58	41	31	72	17	Washington	34	15	24	37	6
Montreal	38	10	13	23	15	Winnipeg	62	33	34	71	24
						TOTALS	1008	495	546	1041	237

1995-96 SEASON REVIEW

Signed as a free agent by the Penguins on September 4, 1996. Recorded 15 points (8-7) in 37 games with the Bruins. Four of his goals came on the power play. Played in his 1,000th career game on Mar. 5 at the New York Islanders. Had a five-game point streak from February 19-27, recording five points (3-2). Had surgery to regain a herniated disc in his neck on December 6 and missed 63 games. Suffered a sprained knee on Mar. 21 vs Ottawa and missed the last 11 regular season games. Is the highest scoring American-born player in NHL history with 1,041 points (495+546) in 1,008 games. **PLAYOFFS:** Missed all five of the Bruins playoff games with a sprained knee.



NHL CAREER

1981-82: Became the first player to record over 20 goals in both the NHL (25 - St. Louis) and the minor leagues (21 - Salt Lake) in the same season.

1982-83: Suffered torn knee ligaments on Jan. 29 and missed the rest of the season.

1983-84: Set an NHL record for goals by an American-born player (since been broken) with 41

1984-85: Recorded 92 points (40 + 52), the second-highest point total of his career.

1985-86: Was traded by St. Louis to Calgary...Led all playoff scorers with 12 goals, while finishing third in playoff points (19)

1986-87: Scored 47 goals and won the Lady Byng Memorial Trophy, becoming the first American-born player to win the Byng Trophy since 1936...Led the NHL with 12 game-winning goals.

1987-88: Scored 40 goals for the fifth consecutive season.

1988-89: Set an NHL record for points by an American-born player (since been broken) with 110.

...Recorded career-highs in goals (51), assists (59) and points...Became the second-oldest player to record 50 goals in NHL history. Played in the 1989

AMATEUR AND PROFESSIONAL PLAYING CAREER

SEASON	TEAM	LEAGUE	REGULAR SEASON				PLAYOFFS				
			GP	G	A	PTS	GP	G	A	PTS	PIM
1977-78	St. Louis Blues	AHL	31	13	25	38	17	-	-	-	-
1978-79	St. Louis Blues	AHL	29	22	32	54	8	-	-	-	-
1979-80	Salt Lake City	CHL	79	17	32	49	11	13	9	22	1
	St. Louis	NHL	-	-	-	-	1	0	0	0	0
1981-82	St. Louis	NHL	69	25	54	79	4	17	11	28	3
1982-83	St. Louis	NHL	57	21	37	58	12	-	-	-	-
1983-84	St. Louis	NHL	45	25	29	54	4	10	7	17	4
1984-85	St. Louis	NHL	48	17	30	47	5	-	-	-	-
1985-86	St. Louis (R)	NHL	60	41	44	85	18	6	7	23	0
1984-85	St. Louis	NHL	79	40	52	92	6	3	0	0	0
1985-86	St. Louis (R)	NHL	48	28	24	52	10	-	-	-	-
	Calgary	NHL	29	18	22	38	11	21	12	7	18
1986-87	Calgary (R)	NHL	79	47	40	87	14	6	2	1	3
1987-88	Calgary	NHL	80	40	44	84	32	7	7	4	10
1988-89	Calgary (R)	NHL	79	51	59	110	16	21	10	8	24
1989-90	Calgary (R)	NHL	78	36	33	69	24	6	3	3	0
1990-91	PITTSBURGH	NHL	47	17	22	39	5	22	6	9	17
1991-92	PITTSBURGH	NHL	77	12	45	57	30	9	5	1	4
1992-93	PITTSBURGH	NHL	72	33	37	70	14	12	4	2	6
1993-94	PITTSBURGH	NHL	84	35	32	70	14	6	1	0	1
1994-95	PITTSBURGH	NHL	44	16	21	37	6	12	0	2	4
1995-96	Boston (R)	NHL	37	6	7	15	0	-	-	-	-
	NHL TOTALS		1004	493	546	1041	237	142	80	46	106
	ACH TOTALS		325	148	157	303	97	61	16	15	31

* Player's first professional season.

** Player's last professional season.

† Player's first professional season.

‡ Player's last professional season.

§ Player's first professional season.

¶ Player's last professional season.

‡ Player's first professional season.

§ Player's last professional season.

¶ Player's first professional season.

‡ Player's last professional season.

JOE MULLEN

All-Star Game in Edmonton, recording three points (2+1) ..Was selected to the NHL First All-Star Team and won his second Lady Byng Memorial Trophy ..Led the NHL with a plus-51 rating.. In the 1989 playoffs, led all players with 16 goals, helping Calgary win the Stanley Cup.

1989-90: Became the all-time leading American-born scorer, recording his 680th point on Jan. 13 at Toronto, passing Neal Broten.. Recorded two points (1+1) in the 1990 All-Star Game in Pittsburgh .. Acquired from Calgary by Pittsburgh in June of 1990.

1990-91: Missed the final 31 games of the regular season after having surgery on Feb. 6 to remove a herniated disc from his neck ..Returned for the playoffs to record 17 points (8+9) in 22 games.. Was tied for the playoff lead with a plus-17 rating.

1991-92: Ranked third on the team with 42 goals, his seventh season with 40-or-more goals ..Scored his 400th career goal on Mar. 17 vs Edmonton, becoming the first American-born player to record 400 career goals .. Recorded back-to-back four goal games on Dec. 23 at the Islanders and Dec. 26 vs Toronto to become the first player in club history to accomplish this.. Suffered a strained knee ligament on May 5 in Game Two of the Patrick Division Finals at the NY Rangers and missed the remainder of the playoffs .. Had surgery to repair the ligament on May 12.

1992-93: Ranked fifth on the team with 33 goals .. Recorded his 900th career point on Feb. 27 vs Tampa Bay, becoming the 49th player and first American-born player to record 900 points .. Recorded his 11th career hat-trick on Apr. 9 at the Rangers ..Missed the first 11 games of the season due to a strained knee ligament suffered during the 1992 playoffs .. Recorded six points (4+2) in 12 games in the 1993 playoffs. ..Recorded his 100th career playoff point on May 4 vs the Islanders, becoming only the 40th player in NHL history to record 100 playoff points

1993-94: Ranked second on the team with 38 goals, his 10th career season with 30-or-more goals.. Finished fifth on the team with 70 points .. Led the team with 21 goals on the road. .. Was one of three players to play in all 84 games .. Led the team with nine game-winning goals ..Recorded a nine-game scoring streak from Dec. 4-16, recording 17 points (11+7) .. Recorded 15 multiple-point games, including four two-goal games .. Played in his 900th career game on Feb. 17 vs Hartford...recorded his 500th career assist on Dec. 19 vs the Islanders

1994-95: Ranked fourth on the team with 46 goals and tied for sixth in points with 37.. Ranked third on the team with a plus-15 rating ..Had nine multiple-point games, including three two-goal games. ..Became the first American-born player to record 1,000 points on Feb. 7 vs Florida.

MINOR LEAGUE CAREER

1979-80: Was named the CHL's top rookie, playing for Saginaw.

1980-81: Playing for Saginaw, led the CHL in scoring with 117 points and was named the league's MVP.

AMATEUR CAREER

1974-75: Playing for the New York Westlanders, led the league in points with 182 (including 110 goals) in 40 games.. Was named the league MVP

1975-76: Recorded 34 points (16+18) at Boston College to finish fourth on the team in scoring as a freshman

1976-77: Led Boston College with 28 goals and was tied for second on the team with 54 points.

1977-78: Recorded 68 points (34+34) for Boston College. ..Was named the 1978 ECAC Tournament MVP as he helped lead Boston College win the ECAC Tournament

1978-79: Was named to the ECAC First All Star Team for the second consecutive season...Recorded 212 points in 111 games, during his four-year career at Boston College

JOE MULLEN

INTERNATIONAL CAREER

Played for Team USA in the 1984, 1987 and 1991 Canada Cups.

PERSONAL

Joe and his wife Linda have three sons, Ryan, Michael and Patrick and one daughter Erin. . .Spends his off-seasons in Cape Cod, Mass. . .Learned to play hockey in a roller hockey league. . .Grew up in Hell's Kitchen, a section of midtown Manhattan's west side.

TOP ACTIVE AMERICAN NHL SCORERS

PLAYERS	GP	G	A	PTS
1. JOE MULLEN	1008	495	546	1041
2. Phil Housley	990	274	676	950
3. Pat LaFontaine	785	443	500	943
4. Neal Broten	1057	281	622	903
5. Ed Olczyk	802	294	394	688
6. Bob Carpenter	994	305	376	681
7. Gary Suter	703	160	514	674
8. Chris Chelios	848	143	529	672
9. Craig Janney	559	158	460	618
10. Jeremy Roenick	524	267	320	586
11. Brian Leetch	667	127	440	572
12. Kevin Stevens	519	264	299	563
13. Jimmy Carson	626	275	286	561
14. Dave Ellett	865	142	366	508
15. Kevin Hatcher	806	174	322	496



Right Wing

HT/WT: 6' 2" 219 lbs., **Shoots:** Right, **Age:** 25
Born: Halifax, Nova Scotia, November 1, 1972

Acquired: Traded by Boston to Pittsburgh with Bryan Smolinski and the Bruins third round draft choice in the 1996 Entry Draft for Kevin Stevens and Shawn McEachern on August 2, 1995.

CAREER HIGHLIGHTS

MILESTONES ACHIEVED: 100th game (3/17/94 vs Pittsburgh), 200th game (2/29/95 at Calgary)

MILESTONES WITHIN REACH: (Current Total) 100th point (78)

FIRST NHL GAME: January 28, 1992 - in a 4-2 Bruins win at Quebec

FIRST NHL POINT: January 28, 1992 - a goal in a 4-2 Bruins win at Quebec

FIRST NHL GOAL: January 28, 1992 - in a 4-2 Bruins win at Quebec vs Ron Tugnait

MOST GOALS, GAME: 2 - November 11, 1993 - in a 3-1 Bruins win vs San Jose and November 30, 1995 - in a 3-6 Penguins win at Boston

MOST ASSISTS, GAME: 2 - October 10, 1992 - in an 8-2 Bruins win at San Jose and March 16, 1996 - in a 4-2 Penguins win vs NY Islanders

MOST POINTS, GAME: 2 - 10 times

CAREER RECORD VS

TEAM	GP	G	A	PTS	PIM	TEAM	GP	G	A	PTS	PIM
Anaheim	4	1	2	3	6	New Jersey	2	0	2	2	2
Boston	1	0	1	1	2	NY Islanders	15	5	3	8	4
Buffalo	18	4	1	5	17	NY Rangers	12	3	3	6	14
Calgary	4	1	0	1	0	Ottawa	13	3	4	7	4
Chicago	5	1	1	2	2	Pittsburgh	10	5	1	6	6
Columbus	13	1	1	2	6	Pittsburgh	11	0	0	0	7
Dallas	4	1	0	1	6	San Jose	5	2	2	4	7
Detroit	3	0	1	1	2	St. Louis	5	0	0	0	2
Edmonton	5	2	2	4	4	Tampa Bay	3	1	0	1	14
Florida	11	1	0	1	8	Toronto	5	0	0	0	4
Los Angeles	18	2	0	2	15	Vancouver	4	0	0	0	2
Los Angeles	6	2	1	3	2	Washington	9	3	1	4	5
Minnesota	1	0	0	0	4	Washington	1	1	1	2	0
TOTALS	217	43	35	78	159						

1995-96 SEASON REVIEW

Was acquired from the Boston Bruins along with Bryan Smolinski and the Bruins' third round draft choice in the 1996 Entry Draft for Kevin Stevens and Shawn McEachern. Set a single-season career-high, recording 15 assists in 69 games, breaking his previous best of 13 in 1993-94. Recorded 29 points, only two points shy of tying his single-season career-high of 31 set in 1993-94. Had a career-high eight-game scoring streak (Nov. 22-Dec. 7), recording 10 points (5-5). Tied his career-high for goals in a game, scoring twice on November 30 at Boston. Recorded two points in a game four times, which tied his career-high for points in a game. Scored two game-winning goals and set a career-high for penalty minutes in a season with 57. Missed 13 games due to injuries, including 10 games after separating his shoulder on January 1 at Washington. **PLAYOFFS:** Set a career playoff-high in assists with six. Was a plus or even player in 13 of 18 games. Scored the game-winning goal in Game Three at Washington on April 22.



NHL CAREER

1991-92: Was selected by the Bruins in the first round of the 1991 Entry Draft (18th overall)... Spent most of the season with Sudbury (OHL), being recalled twice by the Bruins... Played two games on a try-out agreement, scoring his first NHL goal in his first game, January 26, in Quebec... Signed a contract with the Bruins on February 27 and returned to the Bruins on April 11 at the conclusion of his junior season.

1992-93: Split the season between Boston and Providence (AHL)... Recorded six points (3-3) in his first six games with the Bruins, before being assigned to Providence on November 17... Was recalled twice more by the Bruins.

1993-94: Set career-highs in goals (18), assists (13) and points (31)... 12 of his 18 goals came in the second half of the season... Had a six-game scoring streak from February 23 to March 7, recording six points (4-2)... Had a three game goal-scoring streak from February 10-14, recording three goals. Played in his 100th game on March 17 vs Pittsburgh.

1994-95: Recorded seven points (5+2) in 35 games with the Bruins... Two of his five goals were game-winning goals. Recorded six of his seven points during the second half of the

season... Tied his career single-game-highs with two points (1+1) on March 16 vs Montreal.

JUNIOR CAREER

Played three seasons with Sudbury, improving his point totals each season... Played in 157 career OHL games, recording 185 points (72+113)... During the 1991-92 season, ranked third on the team with 84 points and recorded 11 points in 11 playoff games... Scored four goals in a playoff game vs Oshawa.

PERSONAL

Single... Nickname: Muzz... Raised in Bridgewater, Nova Scotia where he spent most of the off-season.

AMATEUR AND PROFESSIONAL PLAYING CAREER

SEASON	TEAM	LEAGUE	GP	G	REGULAR SEASON							PLAYOFFS							
					A	PTS	PIM	+/−	PP	SH	GW	S	GP	G	A	PTS	PIM		
1990-91	Sudbury	OHL	45	13	36	106	10	17											
1991-92	Sudbury	OHL	62	23	39	36	17												
1991-92	Sudbury	OHL	66	20	36	24	11												
1991-92	Sudbury	OHL	24	10	47	24	93												
1992-93	Boston	NHL	5	3	1	4	0	2		1	0	0	20	15	4	2	6	10	
1992-93	Boston	NHL	27	5	4	7	8	-6		2	0	1	28						
1992-93	Providence	AHL	38	14	28	35	42								1	2	6	2	
1993-94	Boston	NHL	81	18	13	31	46	-1		4	0	4	114	13	1	5	9	14	
1994-95	Boston	NHL	35	5	2	7	46	-11		4	0	2	64	2	0	0	0	2	
1995-96	PITTSBURGH	NHL	60	14	15	20	57	4		0	2	100	15	2	0	8	10		
NHL TOTALS			217	43	35	78	159	-12		3	0	9	326	43	10	13	29	36	
PSH TOTALS			69	14	15	26	57	4		0	2	100	15	2	0	8	10		

© 2001 New England Sports Center. All rights reserved. NHL and Bruins are registered trademarks of the NHL.



Center

HT/WT: 6' 5" 195 lbs. **Shoots:** Left **Age:** 21
Born: Liberec, Czech., December 9, 1971

Acquired: Traded by NY Rangers to Pittsburgh with Sergei Zubov for Eric Robitaille and Cliff Samuelson on August 31, 1995.

CAREER HIGHLIGHTS

MILESTONES ACHIEVED: 200th point (12-28-95 vs Hartford)... 100th assist (12-5-95 at NY)... 300th game (11-10-95 at San Jose)... 100th goal (11-13-96 vs San Jose).

MILESTONES WITHIN REACH: (Current Total): 400th game (367)... 300th point (266) ... 200th assist (141)

FIRST NHL GAME: Oct. 6, 1990 - in a 6-3 Vancouver win at Los Angeles.

FIRST NHL POINT: Oct. 27, 1990 - a goal in a 4-2 Vancouver win at Hartford.

FIRST NHL GOAL: Oct. 27, 1990 - in a 4-2 Vancouver win at Hartford vs Peter Šťastný

MOST GOALS, GAME: 4 - March 5, 1996 - in a 9-4 Pittsburgh win vs Winnipeg.

MOST ASSISTS, GAME: 4 - March 24, 1996 - in an 8-2 Pittsburgh win at NY Rangers.

MOST POINTS, GAME: 5 - March 5, 1996 - in a 9-4 Pittsburgh win vs Winnipeg (4g, 1a)

and March 24, 1996 - in an 8-2 Pittsburgh win at NY Rangers (1g, 4a)

MOST PENALTY MINUTES, GAME: 15 - Two times.

CAREER RECORD VS

TEAM	GP	G	A	PTS	PIM	TEAM	GP	G	A	PTS	PIM
Washington	2	0	1	1	0	New Jersey	15	4	5	9	8
San Jose	16	1	11	16	8	NY Rangers	17	4	8	10	8
Buffalo	16	8	7	15	10	NY Rangers	10	4	7	11	10
Calgary	20	0	6	12	29	Ottawa	17	0	7	13	6
Chicago	13	2	5	12	14	Pittsburgh	16	4	8	10	8
Colorado	12	2	2	4	8	Pittsburgh	10	3	1	4	2
Dallas	13	1	7	10	6	San Jose	17	4	5	13	12
Detroit	13	3	2	4	8	St. Louis	12	5	5	10	8
Edmonton	20	6	3	17	16	Tampa Bay	12	2	5	7	18
Florida	8	1	5	6	2	Toronto	12	2	5	7	8
Hartford	13	1	8	17	4	Vancouver	2	2	3	5	0
Los Angeles	25	9	9	18	14	Washington	16	3	2	5	20
Minnesota	15	0	12	18	4	Winnipeg	21	9	4	13	16
TOTALS	367	125	141	266	254						

1995-96 SEASON REVIEW

Was acquired from the Rangers along with Sergei Zubov for Eric Robitaille and Cliff Samuelson on August 31, 1995. Set career highs in points (99), goals (45) and assists (54) in his first season with the Penguins. Finished the season tied for 15th in NHL scoring and 7th in goals - led the team with a plus-37 rating, which was tied for first in the league. Was a plus or even player in 10 of his 82 games. Ranked second in the NHL in shooting percentage (22.1). Ranked second in the league with 20 power play goals and fourth with 24 even strength goals. Among players with 75 or more points in the 1990s, had the highest percentage of even strength goals (78.8). Was named to the NHL roster for the 1996 Winter Cup in Las Vegas. Scored 29 regular season goals, including a shorthanded goal. **PLAYOFFS:** Played in all 18 of the Penguins' playoff games, recording a combined 10 goals, 10 assists and 20 points. Was tied for sixth in the league in scoring and was tied for fourth in the NHL in goals. Scored the game-winning goal of the longest game in team history and the 100th longest game in NHL playoff history at 73:15 of overtime in Game 6 on Apr. 24 at Washington. Led the team in goals in the first round and third round in the playoffs.

NHL CAREER

1990-91: In his first NHL season, appeared in 61 games, recording 15 points (10-G) for the Vancouver Canucks.

1991-92: Finished 11th on the Canucks, scoring with 37 points (15-22) in 77 games. Scored 10 goals in



his final 32 games.

1992-93: Flashed both on the Canucks, recording with 71 points, setting a career high in points. Also set a career high for goals (36) and assists (35) in a season. Ranked second on the team in goals and career assists goals (36). Led the team with a plus 20 rating and was one of only four players to play in all 84 games. First in scoring with NHL with a shooting percentage of 25.5%. Recorded a franchise record 15-game point scoring streak from Nov. 19 to Dec. 27, scoring 24 points (15-9).

1993-94: Recorded a point per 11.11 minutes in eight games for Team Canada at the 1994 Winter Olympics in Lillehammer. Was signed by St. Louis as a free agent on March 1 and recorded 20 points (6-14) in 19 games.

1994-95: Was acquired by the Rangers from St. Louis for Doug Lidster and Paul Holmgren on July 24, 1994. Recorded 25 points (11-12) in 46 games. Scored 54 goals, including his first with the Rangers on Jan. 30 vs. Ottawa.

Collected 16 goals (9-7) in the last 23 games of the season. Was tied for scoring on the team with 10 goals, 10 assists and tied for third in even strength points with 20. The Rangers were 12-5-1 when he scored a point and 7-3-0 in games when he scored a goal. Played in all 10 of the Rangers playoff games, recording two points (2-0).

JUNIOR CAREER

Played one season (1989-90) with Seattle (WHL) and was named the WHL's top rookie and Canadian Hockey's prospect performer. Established a WHL rookie record for points (145) and led the league in goals (55) and assists (60). His rights were acquired by Seattle from Moose Jaw after he debuted.

CZECHOSLOVAKIAN CAREER

Played budget hockey for Bohemia in 1968-69, recording 51 points (32-19) in 20 games. Was the leading scorer of the club's budget team in the Czechoslovakian First League in December of 1969, with 25 points (17-8) in six games. Debuted to Canada on January 2, 1970, when his teammates were being drafted from the tournament.

PERSONAL

Single. Enjoys playing football and basketball in the off season. Is the second youngest Czech player in the NHL, behind only to Roman Hamrick, who was selected first overall by Tampa Bay in 1990.

AMATEUR AND PROFESSIONAL PLAYING CAREER

SEASON	TEAM	LEAGUE	REGULAR SEASON											PLAYOFFS				
			GP	G	A	PTS	PIM	+	-	PP	SH	OW	S	GP	G	A	PTS	PIM
1989-90	Seattle	WHL	66	55	90	145	14	14	1	0	0	60	11	2	1	19	1	
1990-91	Seattle	WHL	71	55	92	147	14	14	1	0	0	62	6	0	1	1	0	
1990-91	Vancouver	NHL	77	15	22	37	38	-3	5	0	1	99	15	1	8	5	16	
1991-92	Vancouver	NHL	84	38	33	71	96	20	2	1	3	149	12	2	3	5	2	
1992-93	Vancouver	NHL	77	33	42	65	44	14	1	0	0	116	10	1	1	1	1	
1993-94	Team Canada	IO	8	6	14	20	8	2	2	0	0	60	4	0	1	1	4	
1994-95	NY Rangers (IHC)	NHL	46	11	12	23	26	-1	1	0	3	123	10	3	2	5	6	
1995-96	NY Rangers	NHL	80	45	54	99	68	37	8	1	5	204	18	10	10	20	16	
NHL TOTALS			367	125	141	266	234	34	19	1	12	735	60	16	21	37	44	
PGH TOTALS			80	45	54	99	68	37	8	1	5	204	18	10	10	20	16	

Copyright © 1996 by Peter D'Amico. All rights reserved. No part of this publication may be reproduced, stored in a retrieval system, or transmitted, in any form or by any means, electronic, mechanical, photocopying, recording, or by any information storage and retrieval system, without the prior written permission of Peter D'Amico. Printed in the United States of America. 10 9 8 7 6 5 4 3 2 1



DAN QUINN

9



Center/Right Wing

HT/WT: 5' 11" 182 lbs. Shoots: Left Age: 31
Born: Ottawa, Ontario, June 1, 1965

Acquired: Signed as a free agent by Pittsburgh
on July 31, 1996

CAREER HIGHLIGHTS

MILESTONES ACHIEVED: 700th game
(3/11/95) 400th assist (12/15/95) 600th point (2/17/97 at San Jose)

MILESTONES WITHIN REACH: Career Total
300th game (1997) 700th point (2002)

CAREER HAT TRICKS: 5

FIRST NHL GAME: December 6, 1983 - in a 4-1
Ottawa win at Quebec

FIRST NHL POINT: December 10, 1983 - an assist
in a 3-3 Calgary tie at Toronto

FIRST NHL GOAL: December 23, 1993 - in a 5-5

Calgary tie at Edmonton vs Andy Murray

MOST GOALS, GAME: 3 - Five times

MOST ASSISTS, GAME: 4 - January 28, 1999 - in a

10-6 Pittsburgh win vs Detroit

MOST POINTS, GAME: 6 - January 28, 1999 - in a

10-6 Pittsburgh win vs Detroit

and October 15, 1995 - in a 7-4 Senators win at Tampa Bay (1g, 3a)

CAREER RECORD VS

TEAM	GP	G	A	PTS	PIM	TEAM	GP	G	A	PTS	PIM
Anaheim	6	1	3	4	3	New Jersey	45	14	25	39	38
Boston	35	12	18	30	14	NY New York	43	15	40	55	32
Buffalo	27	4	11	20	18	NY Rangers	46	24	34	66	45
Calgary	31	11	15	26	26	Ottawa	2	0	0	0	0
Chicago	31	8	10	26	22	Pittsburgh	53	10	18	28	21
Columbus	30	6	17	26	11	Pittsburgh	21	5	14	18	16
Dallas	30	12	16	28	20	San Jose	11	7	4	6	9
Detroit	32	7	20	26	10	St. Louis	30	8	15	23	16
Edmonton	31	11	33	47	45	Tampa Bay	5	4	3	5	4
Florida	1	1	1	2	3	Toronto	22	13	16	29	18
Hartford	30	10	13	23	8	Vancouver	38	17	12	29	8
Los Angeles	44	11	24	35	24	Washington	19	10	24	34	28
Minnesota	28	7	19	27	10	Whitby	20	24	21	52	20
TOTALS	789	266	416	682	523						

1995-96 SEASON REVIEW

Was signed as a free agent on July 31 by the Penguins - Signed as a free agent by Ottawa last season playing 28 games, scoring 24 points, for 11B. Received a career-high tying six points and three goals on Oct. 15 at Tampa Bay. Played 144 games with the Detroit Vipers (1983) and full set of four goals. Was drafted by Montreal on Jan. 22, 1979. Played in 35 of 361 games in total 34 games - scored by 21 points (7/14). Had a total of 10 multiple point games that season. **PLAYOFFS:** Played in all 17 of the 17 playoff games, recording five points (1/4).

PRO CAREER

1983-84: Began the season with Buffalo (1984) before being acquired by Calgary in early December. Played 24 games with Calgary, recording 32 points (19-13).

1984-85: In his first full season in the NHL, recorded 58 points (20-38) in 74 games. Recorded 19 points (7-12) on the power play.

1985-86: Recorded his first 30 point season, scoring 30 goals and adding 42 assists. Led the Flames with 17 power play goals and 20 multiple point games. Helped the Flames to the Stanley Cup Finals, scoring 16 points (6-7) in 13 playoff games. Led the NHL in power play goals with 5. Led the Flames in the finals with five goals (1/4).

1986-87: Began the season with Calgary, recording nine points in 10 games, one to being acquired by Pittsburgh on Nov. 12 for Mike Bellard. Finished the season with 32 points (11-21) after a point in record on Feb. 18.

1987-88: Set a career-high for goals in a single game with 40. Finished second on the Penguins in goals and points (34). Recorded 31 points (12-18) on the power play. Missed 10 games with a hamstring tear in his left leg on Oct. 17 at Montreal.

1988-89: Set a single season career-high in points (94) and assists (69). First of the season led by 12th place in all scoring. Scored 36 goals, his fourth straight season with 30 or more goals, tied a career-high 15 game power streak (Mar. 13 to Dec. 14), and totaling 21 points. In 11 playoff games, recorded nine points (6-3).

1989-90: Began the season with Pittsburgh, scoring 29 points (9-20) in 41 games. Was a member by



Vancouver from Pittsburgh on Jan. 8. Played in 37 games with Vancouver, recording 34 points (16+18) and finished the season as the captain, ending career with 65 points (25+36).

1990-91: Tallied 49 points (18+31) in 64 games with Vancouver, prior to being traded to St. Louis on March 5. With St. Louis in 14 games, recorded 11 points (4+7). Ranked fourth on the Blues in playoff scoring with 11 points (4+7).

1991-92: Was acquired by Philadelphia in training camp from St. Louis. Played in 67 games, recording 27 points (11+26).

1992-93: Was signed as a free agent by the Minnesota North Stars. Played 11 games, recording four goals.

1993-94: Began the season playing in Switzerland for Bern, tallying 21 points (13+8) in 26 games. Was signed as a free agent by Ottawa on March 15 and scored seven goals in 13 games.

1994-95: Was signed as a free agent by Los Angeles on Sept. 14. During the NHL lockout played seven games with Zug in Switzerland, recording 13 goals (7+6). In 44 games with the Kings, recorded 24 points (14+10). In rank third on the team and second in goals.

JUNIOR CAREER

1981-82: Playing in his first season of junior hockey with Bellevue (OHL), recorded 51 points (19+32).

1982-83: Was drafted in the first round of the 1983 Entry Draft by Calgary.

1983-84: Played in 21 games for Bellevue, recording 59 points (17+36), prior to being recalled by Calgary.

PERSONAL

Single. Spends his off-season in Pittsburgh. Enjoys golfing and plays on the Country Club Tour during the summer. His father spent a few seasons playing in the Canadian Football League.

AMATEUR AND PROFESSIONAL PLAYING RECORD

SEASON	TEAM	LEAGUE	REGULAR SEASON											PLAYOFFS				
			GP	G	A	PTS	PIM	PP	SH	GW	S	GP	A	PTS	PIM			
1981-82	Bellevue	OHL	67	19	32	51	51											
1982-83	Bellevue	OHL	27	9	17	26	21											
1983-84	Calgary	NHL	51	19	33	52	90	-9	11	0	1	103	8	3	5	8	4	
1984-85	Calgary	NHL	21	11	20	21	12											
1985-86	Calgary	NHL	74	20	33	50	77	-9	7	0	3	142	3	0	0	0	0	
1986-87	Calgary (a)	NHL	16	3	6	9	14	-6	1	0	0	27						
	PITTSBURGH	NHL	64	20	40	71	43	14	10	3	4	157						
1987-88	PITTSBURGH	NHL	70	40	39	79	50	8	21	1	4	235						
1988-89	PITTSBURGH	NHL	79	34	60	94	102	-37	16	0	4	200						
1989-90	PITTSBURGH (a)	NHL	41	9	20	29	22	-16	5	0	2	96						
	Vancouver	NHL	37	16	18	34	27	-2	6	0	3	95						
1990-91	Vancouver (a)	NHL	64	18	31	49	46	-28	3	0	3	157						
	St. Louis (a)	NHL	14	4	7	11	20	-5	4	0	2	26	10	4	7	11	32	
1991-92	Philadelphia	NHL	67	11	26	37	28	-13	6	0	1	101						
1992-93	Minnesota (a)	NHL	11	0	4	4	6	-3	0	0	0	20						
	Zug	Swiz	13	7	10	17	16											
	Ottawa (a)	NHL	13	7	0	7	6	0	2	0	3	31						
	Zug	Swiz	7	1	1	2	16											
1994-95	Los Angeles (a)	NHL	44	14	17	31	32	-2	2	0	4	78						
1995-96	Ottawa (a)	NHL	28	6	16	24	24	-8	4	0	0	62						
	Calgary	NHL	1	1	0	2	2											
	Philadelphia (a)	NHL	35	7	14	21	22	-2	3	0	0	47	12	1	4	5	6	
	NHL TOTALS		789	266	416	682	523	-110	173	7	17	1759	85	22	26	44	62	
	PGH TOTALS		254	111	162	273	214	-30	52	4	14	678	12	6	3	9	10	

1. In 1995, Steve Sturges, Los Angeles, and Eric Lindros, Philadelphia, were selected as the NHL's top two players. Sturges was named the NHL's Most Valuable Player and Lindros was named the NHL's Rookie of the Year. In 1996, Steve Sturges, Los Angeles, and Eric Lindros, Philadelphia, were selected as the NHL's top two players. Sturges was named the NHL's Most Valuable Player and Lindros was named the NHL's Rookie of the Year. In 1997, Steve Sturges, Los Angeles, and Eric Lindros, Philadelphia, were selected as the NHL's top two players. Sturges was named the NHL's Most Valuable Player and Lindros was named the NHL's Rookie of the Year. In 1998, Steve Sturges, Los Angeles, and Eric Lindros, Philadelphia, were selected as the NHL's top two players. Sturges was named the NHL's Most Valuable Player and Lindros was named the NHL's Rookie of the Year. In 1999, Steve Sturges, Los Angeles, and Eric Lindros, Philadelphia, were selected as the NHL's top two players. Sturges was named the NHL's Most Valuable Player and Lindros was named the NHL's Rookie of the Year. In 2000, Steve Sturges, Los Angeles, and Eric Lindros, Philadelphia, were selected as the NHL's top two players. Sturges was named the NHL's Most Valuable Player and Lindros was named the NHL's Rookie of the Year. In 2001, Steve Sturges, Los Angeles, and Eric Lindros, Philadelphia, were selected as the NHL's top two players. Sturges was named the NHL's Most Valuable Player and Lindros was named the NHL's Rookie of the Year. In 2002, Steve Sturges, Los Angeles, and Eric Lindros, Philadelphia, were selected as the NHL's top two players. Sturges was named the NHL's Most Valuable Player and Lindros was named the NHL's Rookie of the Year. In 2003, Steve Sturges, Los Angeles, and Eric Lindros, Philadelphia, were selected as the NHL's top two players. Sturges was named the NHL's Most Valuable Player and Lindros was named the NHL's Rookie of the Year. In 2004, Steve Sturges, Los Angeles, and Eric Lindros, Philadelphia, were selected as the NHL's top two players. Sturges was named the NHL's Most Valuable Player and Lindros was named the NHL's Rookie of the Year. In 2005, Steve Sturges, Los Angeles, and Eric Lindros, Philadelphia, were selected as the NHL's top two players. Sturges was named the NHL's Most Valuable Player and Lindros was named the NHL's Rookie of the Year. In 2006, Steve Sturges, Los Angeles, and Eric Lindros, Philadelphia, were selected as the NHL's top two players. Sturges was named the NHL's Most Valuable Player and Lindros was named the NHL's Rookie of the Year. In 2007, Steve Sturges, Los Angeles, and Eric Lindros, Philadelphia, were selected as the NHL's top two players. Sturges was named the NHL's Most Valuable Player and Lindros was named the NHL's Rookie of the Year. In 2008, Steve Sturges, Los Angeles, and Eric Lindros, Philadelphia, were selected as the NHL's top two players. Sturges was named the NHL's Most Valuable Player and Lindros was named the NHL's Rookie of the Year. In 2009, Steve Sturges, Los Angeles, and Eric Lindros, Philadelphia, were selected as the NHL's top two players. Sturges was named the NHL's Most Valuable Player and Lindros was named the NHL's Rookie of the Year. In 2010, Steve Sturges, Los Angeles, and Eric Lindros, Philadelphia, were selected as the NHL's top two players. Sturges was named the NHL's Most Valuable Player and Lindros was named the NHL's Rookie of the Year. In 2011, Steve Sturges, Los Angeles, and Eric Lindros, Philadelphia, were selected as the NHL's top two players. Sturges was named the NHL's Most Valuable Player and Lindros was named the NHL's Rookie of the Year. In 2012, Steve Sturges, Los Angeles, and Eric Lindros, Philadelphia, were selected as the NHL's top two players. Sturges was named the NHL's Most Valuable Player and Lindros was named the NHL's Rookie of the Year. In 2013, Steve Sturges, Los Angeles, and Eric Lindros, Philadelphia, were selected as the NHL's top two players. Sturges was named the NHL's Most Valuable Player and Lindros was named the NHL's Rookie of the Year. In 2014, Steve Sturges, Los Angeles, and Eric Lindros, Philadelphia, were selected as the NHL's top two players. Sturges was named the NHL's Most Valuable Player and Lindros was named the NHL's Rookie of the Year. In 2015, Steve Sturges, Los Angeles, and Eric Lindros, Philadelphia, were selected as the NHL's top two players. Sturges was named the NHL's Most Valuable Player and Lindros was named the NHL's Rookie of the Year. In 2016, Steve Sturges, Los Angeles, and Eric Lindros, Philadelphia, were selected as the NHL's top two players. Sturges was named the NHL's Most Valuable Player and Lindros was named the NHL's Rookie of the Year. In 2017, Steve Sturges, Los Angeles, and Eric Lindros, Philadelphia, were selected as the NHL's top two players. Sturges was named the NHL's Most Valuable Player and Lindros was named the NHL's Rookie of the Year. In 2018, Steve Sturges, Los Angeles, and Eric Lindros, Philadelphia, were selected as the NHL's top two players. Sturges was named the NHL's Most Valuable Player and Lindros was named the NHL's Rookie of the Year. In 2019, Steve Sturges, Los Angeles, and Eric Lindros, Philadelphia, were selected as the NHL's top two players. Sturges was named the NHL's Most Valuable Player and Lindros was named the NHL's Rookie of the Year. In 2020, Steve Sturges, Los Angeles, and Eric Lindros, Philadelphia, were selected as the NHL's top two players. Sturges was named the NHL's Most Valuable Player and Lindros was named the NHL's Rookie of the Year. In 2021, Steve Sturges, Los Angeles, and Eric Lindros, Philadelphia, were selected as the NHL's top two players. Sturges was named the NHL's Most Valuable Player and Lindros was named the NHL's Rookie of the Year. In 2022, Steve Sturges, Los Angeles, and Eric Lindros, Philadelphia, were selected as the NHL's top two players. Sturges was named the NHL's Most Valuable Player and Lindros was named the NHL's Rookie of the Year. In 2023, Steve Sturges, Los Angeles, and Eric Lindros, Philadelphia, were selected as the NHL's top two players. Sturges was named the NHL's Most Valuable Player and Lindros was named the NHL's Rookie of the Year. In 2024, Steve Sturges, Los Angeles, and Eric Lindros, Philadelphia, were selected as the NHL's top two players. Sturges was named the NHL's Most Valuable Player and Lindros was named the NHL's Rookie of the Year. In 2025, Steve Sturges, Los Angeles, and Eric Lindros, Philadelphia, were selected as the NHL's top two players. Sturges was named the NHL's Most Valuable Player and Lindros was named the NHL's Rookie of the Year.



Left Wing

HEIGHT: 6'-1" 227 lbs. **Shoots:** Left **Age:** 21
Born: Lindsay, Ontario, June 15, 1975

Acquired: Pittsburgh's third round choice,
62nd overall, in 1995 Entry Draft

CAREER HIGHLIGHTS

MILESTONES WITHIN REACH: (Current Total): 100th game (71)
FIRST NHL GAME: October 7, 1995 - in an 8-3 Penguins win vs Toronto.
FIRST NHL POINT: October 28, 1995 - an assist in a 5-3 Penguins win at New Jersey
FIRST NHL GOAL: November 14, 1995 - in a 4-2 Penguins win vs Dallas vs Darcy Wakaluk.

MOST GOALS, GAME: 1 - Seven times
MOST ASSISTS, GAME: 2 - March 7, 1996 - in a 5-1 Penguins win vs Ottawa.
MOST POINTS, GAME: 2 - February 27, 1996 - in a 7-4 Penguins win at Vancouver (1g, 1a) and March 7, 1996 - in a 5-1 Penguins win vs Ottawa (2a).
MOST PENALTY MINUTES, GAME: 7 - Five Times.

CAREER RECORD VS

TEAM	GP	G	A	PTS	PIM	TEAM	GP	G	A	PTS	PIM
Atlanta	2	0	0	0	0	New Jersey	3	0	1	1	3
Boston	2	0	1	1	2	NY Islanders	3	0	2	2	17
Buffalo	5	1	0	1	16	NY Rangers	4	0	0	0	2
Calgary	2	0	0	0	2	Ottawa	4	1	1	3	4
Chicago	2	0	0	0	0	Philadelphia	4	0	0	0	3
Chicago	2	0	0	0	9	San Jose	2	0	0	0	7
Dallas	2	1	0	1	5	St. Louis	2	0	0	0	7
Detroit	1	1	0	1	0	Tampa Bay	4	1	0	1	2
Edmonton	2	0	0	0	2	Toronto	2	0	0	0	0
Florida	2	1	0	1	12	Vancouver	2	1	1	2	5
Hartford	1	0	0	0	10	Washington	4	0	0	0	2
Los Angeles	2	0	0	0	5	Winnipeg	2	0	0	0	5
Montreal	5	0	3	0	9	TOTALS	71	7	7	14	130

1995-96 SEASON REVIEW

Playing in his first professional season, led the Penguins among rookies in goals (7), assists (7), points (14), shots (65) and games played (71). Played in his first NHL game on October 7 vs Toronto. Scored his first NHL point, an assist, on October 28 at New Jersey. Scored his first NHL goal on November 14 vs Dallas (Darcy Wakaluk). Scored his only game-winning goal on January 8 vs Ottawa. Recorded two multiple point games and recorded points in back-to-back games twice. Was tied for third on the team with 130 penalty minutes and recorded 17 fighting majors during the season. Missed seven games with injuries including three with an ankle injury and the final two regular season games with a shoulder injury. **PLAYOFFS:** Was tied for the league lead among rookies with nine points. Ranked second among rookies in the playoffs with seven assists. Was tied for fifth on the team in points.



JUNIOR CAREER

1991-92: Playing in his first season in the OHL with Peterborough, ranked fourth on the team with 134 penalty minutes. Helped his team post a 41-18-7 record and win their division... Was a teammate of Jason Dawe (Buffalo) and Chris Pronger (St. Louis).

1992-93: Ranked third on the Petes' in points (99) and goals (40). Helped Peterborough to a record of 46-15-5 and win their division for the second straight season and they were the OHL's representative in the Memorial Cup.

1993-94: Began the season in Peterborough and played 34 games, recording 37 points. Was traded to Windsor and played in 29 games, recording 34 points. Played a total of 63 games during the season, recording 71 points and 200 penalty minutes. Was a teammate of Ed Jovanovski (Florida).

1994-95: Ranked seventh in the OHL recording 114 points and was tied for second in goals with 55. Among the league's top 20 scorers, ranked first with 180 penalty minutes.

PERSONAL

Single. Spends his off-season in Ontario. Enjoys fishing and working out. In 1995-96, won the Edward J. DeBartolo Award as the Penguins player who donated the most time during the season to work on community and charity projects.

AMATEUR AND PROFESSIONAL PLAYING CAREER

SEASON	TEAM	LEAGUE	REGULAR SEASON											PLAYOFFS			
			GP	G	A	PTS	PIM	+/−	PP	SH	GW	S	GP	G	A	PTS	PIM
1991-92	Peterborough	OHL	62	10	17	37	124	−	1	0	0	0	0	1	0	0	34
1992-93	Peterborough	OHL	59	59	60	190	105	−	0	0	0	0	0	14	15	24	47
1993-94	Peterborough	OHL	34	15	22	37	147	−	0	0	0	0	0	0	0	0	0
	Windsor	OHL	29	12	20	34	73	−	0	0	0	0	0	0	0	0	11
1994-95	Windsor	OHL	66	65	59	174	180	−	0	0	0	0	0	13	9	6	19
1995-96	PITTSBURGH	NHL	71	7	7	14	130	−5	0	0	1	55	16	2	7	9	26
NHL & PGH TOTALS			71	7	7	14	130	−5	0	0	1	55	16	2	7	9	26

Ed Jovanovski's professional statistics are based on the following seasons: 1991-92 to 1995-96.



TOMAS SANOSTROM

17



Right Wing

HIT/WT: 6' 2" 207 lbs. **Shoots:** Left **Age:** 32
Born: Jakobstad, Finland, September 1, 1964

Acquired: Traded by Los Angeles to Pittsburgh with Shawn McEachern for Marty McSorley and Jim Paek on Feb. 15, 1991.

CAREER HIGHLIGHTS

MILESTONES ACHIEVED: 100th point (10/12/92)
Career 100th point (11/10/92) vs. Philadelphia

MILESTONES WITHIN REACH: Career 100th goal (12/1/92)
Career 200th point (12/1/92) vs. Philadelphia

CAREER HAT TRICKS: 3

FIRST NHL GAME: Oct. 11, 1984 vs. St. Louis

1985-86

FIRST NHL POINT: Oct. 11, 1984 vs. St. Louis

1985-86

FIRST NHL GOAL: Oct. 11, 1984 vs. St. Louis (vs. goalie Steve Yzerman)

MOST GOALS, GAME: 4 vs. St. Louis (11/24/84) vs. St. Louis

MOST ASSISTS, GAME: 4 vs. St. Louis (11/24/84) vs. St. Louis

4 vs. St. Louis (11/24/84) vs. St. Louis

MOST POINTS, GAME: 6 vs. St. Louis (11/24/84) vs. St. Louis

6 vs. St. Louis (11/24/84) vs. St. Louis

6 vs. St. Louis (11/24/84) vs. St. Louis

6 vs. St. Louis (11/24/84) vs. St. Louis

CAREER RECORD VS

TEAM	GP	G	A	PTS	PIM	TEAM	GP	G	A	PTS	PIM
Anaheim	7	3	3	6	10	New Jersey	52	35	37	62	43
Boston	3	1	1	2	14	New York Islanders	52	26	29	55	61
Buffalo	22	11	6	17	20	New York Rangers	77	5	9	14	42
Calgary	38	18	27	45	41	Ottawa	1	1	1	2	1
Chicago	20	7	17	24	51	Philadelphia	58	16	22	38	70
Colorado	28	8	18	26	34	Pittsburgh	54	21	28	49	68
Dallas	18	10	14	24	23	San Jose	11	14	13	27	16
Edmonton	27	10	21	31	20	St. Louis	26	14	16	30	33
Florida	33	18	20	38	34	Tampa Bay	9	10	7	17	2
Los Angeles	9	3	8	11	4	Toronto	22	18	6	24	32
Minnesota	31	12	17	29	30	Vancouver	48	21	31	52	70
San Francisco	17	8	8	16	15	Washington	49	12	23	25	60
St. Louis	30	17	9	26	26	Winnipeg	37	15	29	34	61
TOTAL	774	252	413	765	1018						

1995-96 SEASON REVIEW

Heavenly team on the team (1 goal, 15) despite missing 24 games due to injuries. Was the third highest single season total of his career. Also ranked fourth in the team in points (70). He scored on 16 of the team's first ten goals in the NHL with 17 power play goals. He ranked 20th in percentage goals, including 11 games with two goals. Made his rookie season playoffs. Recorded a shut out on 18 of his 58 games, including a complete shut out on Oct. 17 vs. Minnesota. Never went for more than three consecutive games without scoring a point. First goal at home on a penalty on Feb. 20 and in second half game. Ranked in 1st place on March 13 vs. Hartford only to suffer a sprained shoulder against the final 15 regular season games. **PLAYOFFS:** Recorded six points (4-2) in 18 games.

NHL CAREER

1984-85: Led the New York Rangers with 25 goals and placed third in NHL in one goal scoring between Perry and Marcel Dionne (13), and Warren Young (10). Was named to the NHL All-Rookie Team. Ranked fourth on the Rangers with 24 points and was the NHL's fourth leading scorer.

1985-86: Ranked third in scoring with 54 points on the Rangers and was tied for the team lead with two 40-pointed goals.

1986-87: Was tied for the team lead with 40 goals despite missing 10 games due to injuries and a broken right wrist. Suffered the ankle injury during the final game of Hockey Week '87. Ranked third on the team with 21 points. Led the Rangers in goals for the most consecutive games (14).

1987-88: Ranked first on the team in scoring with 69 points (24-45). Played in the 1988 NHL All-Star Game in St. Louis. Scored one goal.

1988-89: Led the Rangers with 68 points and had a career high five assists. Set a single season career high with penalty minutes with 148.

1989-90: Was traded to the Los Angeles Kings on July 26. He scored 21 points (12-9) in total goals. Scored a career high goal on Feb. 10 at Pittsburgh in a Western Young Stars hockey playoff match vs. Calgary on Apr. 10.

1990-91: Scored a career high five goals, which was tied for most in a year. Also had a career high 35 points, which ranked third on the team. Played his season in St. Louis. Star Game at Chicago.

1991-92: He had a 19 point (17-2) in 48 games for the Kings. Scored a career high goal on Dec. 18 at Montreal.



Center/Right Wing

HT/WT: 6' 1" 202 lbs - **Shoots:** Right **Age:** 24
Born: Toledo, Ohio, December 27, 1971

Acquired: Traded by Boston to Pittsburgh with Glen Murray and the Bruins third round draft choice in the 1996 Entry Draft for Kevin Stevens and Shawn McEachern on August 2, 1995.

CAREER HIGHLIGHTS

MILESTONES ACHIEVED: 100th game (2/7/95 vs. Montreal).

MILESTONES WITHIN REACH: (Current Total): 200th game (136)... 100th point (86).

FIRST NHL GAME: March 27, 1993 - in a 5-3 Bruins loss vs Pittsburgh.

FIRST NHL POINT: April 8, 1993 - a goal in a 6-2 Bruins win vs Quebec.

FIRST NHL GOAL: April 8, 1993 - in a 6-2 Bruins win vs Quebec vs Ron Hextall.

MOST GOALS, GAME: 3 - March 2, 1995 - in a 7-2 Bruins win vs New Jersey.

MOST ASSISTS, GAME: 3 - April 6, 1993 - in a 7-1 Bruins win at Quebec.

MOST POINTS, GAME: 4 - March 2, 1995 - in a 7-2 Bruins win vs New Jersey.

CAREER RECORD VS

TEAM	GP	G	A	PTS	PIM	TEAM	GP	G	A	PTS	PIM
Anaheim	4	1	1	2	2	New Jersey	12	7	4	11	6
Boston	5	3	4	7	2	NY Islanders	10	2	3	5	7
Buffalo	10	5	5	10	16	NY Rangers	11	4	3	7	8
Calgary	4	2	2	4	2	Ottawa	16	8	7	15	20
Chicago	4	0	1	1	3	Philadelphia	13	4	6	10	4
Colorado	13	5	7	12	8	Pittsburgh	11	5	5	10	17
Dallas	4	0	0	0	2	San Jose	4	0	1	1	4
Detroit	4	0	1	1	5	St. Louis	4	2	0	2	4
Edmonton	4	0	4	4	7	Tampa Bay	11	0	3	3	10
Florida	11	1	1	2	6	Toronto	4	1	0	1	4
Hartford	10	6	6	12	10	Vancouver	4	2	0	2	2
Los Angeles	4	1	2	3	2	Washington	11	5	4	9	4
Montreal	15	6	8	14	37	Winnipeg	4	3	0	3	2
						TOTALS	217	74	76	150	182

1995-96 SEASON REVIEW

Was acquired from the Boston Bruins with Glen Murray and the Bruins third round draft choice in the 1996 Entry Draft for Kevin Stevens and Shawn McEachern. Set a single-season career-high with 64 points and 40 assists. Ranked seventh on the team in points and sixth in assists... Had 229 shots, a single-season career high... Scored eight power play goals and two short-handed goals. Had a career-high nine-game scoring streak from Mar. 7-26 recording 11 points (4/7). **PLAYOFFS:** Played in all 18 Penguins playoff games, recording five goals and four assists for a total of nine points.



NHL CAREER

1992-93: Was selected by the Bruins in the first round of the 1990 Entry Draft (21st overall). Signed a contract with the Bruins on March 24, after completing his college eligibility at Michigan State.. Played in his first game on March 27 vs Pittsburgh...

Recorded his first NHL points in a career-high three assist game on April 6 at Quebec.

1993-94: Scored 31 goals, the third highest rookie total in Bruins history (Barry Pederson, 44; Jon Juneau, 32)...Finished fifth overall in the NHL rookie scoring race with 51 points, and was third in goals...Led all NHL rookies in game-winning goals (5) and short-handed goals (3)...Had a four game scoring streak from December 27 to January 6, recording five points (4+1) and a three game goal scoring streak from February 8-12, recording three goals...Recorded 11 multiple point games, including five two-goal games...Scored two short-handed goals on March 27 at Washington...Had a four game point scoring streak during the playoffs from April 27 to May 3, recording five points (3+2)

COLLEGE CAREER

Played four seasons at Michigan State University, recording 129 points in 81 games in his final two seasons...Led the CCHA in scoring during the 1992-93 season, recording 68 points (31-37) in 43 games...Was named to the CCHA First All-Star Team and to the NCAA West First All-American Team...Was a finalist for the Hobey Baker Memorial Award in 1992-93

PERSONAL

Single...Nickname, Smoke...Earned his college degree in broadcasting...Worked at numerous hockey schools during the off-season

AMATEUR AND PROFESSIONAL PLAYING CAREER

SEASON	TEAM	LEAGUE	REGULAR SEASON											PLAYOFFS				
			GP	G	A	PTS	PIM	±	PP	SH	GW	S	OP	G	A	PTS	PIM	
1991-92	Michigan State	CCHA	35	6	13	22	31											
1992-93	Michigan State	CCHA	35	31	17	29	34											
1993-94	Michigan State	CCHA	1	0	3	3	3											
1992-93	Michigan State	CCHA	15	27	37	24	80											
	Boston	NHL	6	1	3	4	0	3	0	0	0	10	4	1	0	1	2	
1993-94	Boston	NHL	83	34	70	51	82	4	4	3	5	179	33	5	4	9	4	
1994-95	Boston (all)	NHL	44	15	13	31	31	-3	6	0	5	121	5	0	1	1	4	
1995-96	Pittsburgh	NHL	81	24	40	64	69	6	8	2	1	229	14	4	1	11		
	NHL TOTALS		217	74	76	150	182	10	18	5	11	539	40	10	10	20	20	
	PQH TOTALS		81	24	40	64	69	6	8	2	1	229	14	4	1	11		

© 1996 NHL

All rights reserved. No part of this publication may be reproduced, stored in a retrieval system, or transmitted in any form or by any means, electronic, mechanical, photocopying, recording, or by any information storage and retrieval system, without the prior written permission of the NHL.

NHL and the NHL Logo are registered trademarks of the NHL.

PHOTOGRAPH BY GUY LAWRENCE FOR THE PITTSBURGH PENGUINS. PHOTOGRAPH BY GUY LAWRENCE FOR THE PITTSBURGH PENGUINS.



Left Wing

HT/WT: 6' 1" / 225 lbs. Shoots: Left Age: 25
Born: Windsor, Ontario, April 25, 1973

Acquired: Traded by Vancouver to Pittsburgh for
Markus Naslund on March 20, 1996.

CAREER HIGHLIGHTS

MILESTONES WITHIN REACH: (Current Total): 100th game (72).

FIRST NHL GAME: April 20, 1995 - in a 2-2 Vancouver tie vs Calgary.

FIRST NHL POINT: January 13, 1996 - an assist in a 5-2 Vancouver win at Toronto.

FIRST NHL GOAL: March 24, 1996 - in an 8-2 Penguins win at NY Rangers vs Glenn Healy

MOST GOALS, GAME: 1 - March 24, 1996 - in an 8-2 Penguins win at NY Rangers

MOST ASSISTS, GAME: 1 - January 13, 1996 - in a 5-2 Vancouver win at Toronto

MOST POINTS, GAME: 1 - Two times.

MOST PENALTY MINUTES, GAME: 19 - February 10, 1996 - in a 4-4 Vancouver tie vs Washington

CAREER RECORD VS

TEAM	GP	G	A	PTS	PM	TEAM	GP	G	A	PTS	PM
Anaheim	1	0	0	0	7	New Jersey	3	0	0	0	0
Boston	2	0	0	0	0	NY Islanders	3	0	0	0	10
B. Falls	3	0	0	0	0	NY Rangers	4	1	0	1	4
Calgary	2	0	0	0	0	Ottawa	3	0	0	0	0
Chicago	4	0	0	0	21	Pittsburgh	3	0	0	0	0
Colorado	1	0	0	0	2	Edmonton	2	0	0	0	0
Dallas	2	0	0	0	11	San Jose	3	0	0	0	5
Detroit	4	0	0	0	2	St. Louis	1	0	0	0	12
Edmonton	3	0	0	0	15	Tampa Bay	1	0	0	0	7
Florida	2	0	0	0	0	Toronto	3	0	1	1	19
Hartford	3	0	0	0	7	Vancouver	-	-	-	-	-
Los Angeles	2	0	0	0	7	Washington	3	0	0	0	19
Montreal	1	0	0	0	0	Winnipeg	4	0	0	0	0
TOTALS	72	1	1	2	143						

1995-96 SEASON REVIEW

Was acquired by the Penguins on March 20 for Markus Naslund... Began the season with Vancouver, playing 58 games, recording his first NHL point (an assist) on Jan. 13 at Toronto... At the time of the trade, ranked fourth on the Canucks with 123 penalty minutes... Played in 10 games with the Penguins, scoring his first NHL goal on March 24 at the New York Rangers vs Glenn Healy, in his second game with the Penguins. **PLAYOFFS:** Played in nine playoff games, recording no points and 19 penalty minutes.



Defense

HT/WT: 6' 2" 212 lbs. **Shoots:** Left **Age:** 25
Born: Dearborn, Michigan, November 17, 1970

Acquired: Pittsburgh's fourth round choice,
68th overall, in 1991 Entry Draft

CAREER HIGHLIGHTS

MILESTONES ACHIEVED: 100th game (3/5/96 vs Winnipeg).

MILESTONES WITHIN REACH: (Current Total): 200th game (118).

FIRST NHL GAME: March 8, 1994 - in a 7-3 Penguins win vs Boston

FIRST NHL POINT: April 13, 1995 - a goal in a 5-2 Penguins win vs Ottawa.

FIRST NHL GOAL: April 15, 1995 - in a 5-2 Penguins win vs Ottawa vs Darrin Madeley

FIRST NHL ASSIST: November 30, 1995 - in a 9-6 Penguins win at Boston

MOST GOALS, GAME: 1 - Six times.

MOST ASSISTS, GAME: 2 - December 17, 1995 - in a 6-5 Penguins loss at Philadelphia.

MOST POINTS, GAME: 2 - December 17, 1995 - in a 6-5 Penguins loss at Philadelphia (2pt).

MOST PENALTY MINUTES, GAME: 14 - April 23, 1995 - in a 4-2 Penguins win at Hartford.

CAREER RECORD VS

TEAM	GP	G	A	PTS	PIM	TEAM	GP	G	A	PTS	PIM
Anaheim	2	0	0	0	2	New Jersey	6	0	0	0	11
Boston	3	1	1	2	17	NY Islanders	8	1	1	2	31
Buffalo	4	0	1	1	36	NY Rangers	6	0	0	0	12
Calgary	2	0	1	1	2	Ottawa	8	2	0	2	4
Chicago	2	0	1	1	7	Philadelphia	2	0	1	0	3
Columbus	6	0	0	0	0	San Jose	4	0	0	0	12
Dallas	2	0	0	0	4	St. Louis	1	0	0	0	2
Detroit	1	0	0	0	6	Tampa Bay	5	0	0	0	11
Edmonton	2	0	0	0	0	Toronto	3	0	0	0	4
Florida	6	0	1	1	20	Vancouver	2	0	0	0	9
Hartford	10	2	1	3	36	Washington	2	1	0	1	16
Los Angeles	2	0	0	0	2	Winnipeg	2	0	0	0	0
Minnesota	6	0	0	0	12	TOTALS	118	6	10	16	244

1995-96 SEASON REVIEW

Set single-season career highs in games (70), goals (4), assists (10) and points (14). Ranked second on the team with a career-high 153 penalty minutes...Ranked fifth on the team with a plus 20 rating and was a plus or even player in 52 of his 70 games... Recorded two assists on December 17 at Philadelphia, his first career multiple point game...Recorded his first career NHL assist on November 30 at Boston on a G on Murray goal...Recorded 10 of his 14 points during the second half of the season...Missed 12 games with injuries, including five each with an abdomen and wrist injuries. **PLAYOFFS:** Recorded playoff highs in assists and points with seven...Was a plus or even player in 16 of his 18 games...Had a three-game assist streak from May 15-20, recording three assists.



NHL CAREER

1993-94: Was signed by the Penguins on September 11 to his first professional contract...Recalled from Cleveland (IHL) by the Penguins on March 8 and remained with the Penguins for the rest of the season...Played in his first NHL game on March 8 vs the Boston Bruins and had a plus four rating...Was a plus or even player in nine of his 12 games...Missed four games with a shoulder injury, while with the Penguins...Played in five of the six playoff games with the Penguins, recording no points and was a plus one...With Cleveland, played in 53 games and recorded three points (1+2)...At the time of his recall, led Cleveland with 160 penalty minutes.

1994-95: Was assigned to Cleveland (IHL) on September 30 by the Penguins...Played in 46 games with the Lumberjacks, recording 14 points (4+10)...Ranked second on the team in penalty minutes with 204...Was recalled by the Penguins on February 16 and played that night vs Hartford...Stayed with the Penguins for the remainder of the season...Scored his first NHL goal and point on April 15 vs Ottawa against Darrin Madole...Was a plus or even player in 25 of his 36 games...Scored his only other

goal of the season on April 23 at Hartford...In Game One vs Washington on May 6 of the Conference Quarterfinals, suffered a fractured ankle and missed the next eight playoff games...Returned in Game Three of the Conference Semi-Finals on May 21 at New Jersey.

COLLEGE CAREER

Played four seasons at the University of Michigan (CCHA)...Led Michigan in penalty minutes in each of his last two seasons...Set school records for the most penalties (60) and minutes (147) during his freshman season...Was selected by the Penguins in the third round of the 1990 Entry Draft.

PERSONAL

Single...Spends his off-season in Michigan...Enjoys golfing and working out...Also enjoys reading self-help books and novels.

AMATEUR AND PROFESSIONAL PLAYING RECORD

SEASON	TEAM	LEAGUE	GP		REGULAR SEASON										PLAYOFFS			
			G	A	PTS	PIM	+	-	PP	SH	OW	S	OP	G	A	PTS	PIM	
1987-88	Detroit	NHL	31	0	17	18	28	-	-	-	-	-	-	-	-	-	-	-
1988-89	St. Louis	CCHA	42	2	7	8	14	-	-	-	-	-	-	-	-	-	-	-
1989-90	St. Louis	CCHA	45	9	19	27	130	-	-	-	-	-	-	-	-	-	-	-
1990-91	St. Louis	CCHA	43	2	15	19	125	-	-	-	-	-	-	-	-	-	-	-
1991-92	St. Louis	CCHA	35	4	18	21	113	-	-	-	-	-	-	-	-	-	-	-
1993-94	Cleveland	IHL	53	1	2	1	150	1	0	0	0	0	0	0	0	0	0	0
1994-95	PITTSBURGH	NHL	12	0	0	0	9	3	0	0	0	0	10	5	0	0	0	2
	Cleveland	IHL	34	1	0	14	121	7	0	0	0	0	0	0	0	0	0	0
	PITTSBURGH	NHL	36	2	0	2	87	0	0	0	0	0	26	4	0	0	0	18
1995-96	PITTSBURGH	NHL	70	4	10	14	152	20	0	0	1	75	18	0	7	7	24	
	NHL & IHL TOTALS		118	6	10	16	244	23	0	0	1	111	27	0	7	7	44	

© 1996 Pittsburgh Penguins. All rights reserved. Pittsburgh Penguins and the Pittsburgh Penguins logo are registered trademarks of the Pittsburgh Penguins.



Center

HIT/WT: 5' 11" 185 lbs. **Shoots:** Left **Age:** 28
Born: Winnipeg, Manitoba, May 4, 1968

Acquired: Signed as a free agent
by Pittsburgh on July 10, 1996

CAREER HIGHLIGHTS

MILESTONES ACHIEVED: 200th game (2/23/05 vs Calgary) 100th assist (2/24/96 at St. Louis)

MILESTONES WITHIN REACH: (Current Total: 350th game (291) 200th point (162))

FIRST NHL GAME: March 14, 1989 - in a 5-1 Devils loss vs. Calgary

FIRST NHL POINT: October 5, 1991 - a goal in a 7-2 Devils win vs. St. Louis

FIRST NHL GOAL: October 5, 1991 - in a 7-2 Devils win vs. St. Louis vs. Curtis Joseph

MOST GOALS, GAME: 2 - 5 games

MOST ASSIST, GAME: 3 - Two times

MOST POINTS, GAME: 3 - Three times

MOST PENALTY MINUTES, GAME: 15 - November 12, 1991 - in a 5-2 Devils win vs. Philadelphia

CAREER RECORD VS

TEAM	GP	G	A	PTS	PIM	TEAM	GP	G	A	PTS	PIM
Anaheim	12	4	3	7	3	New Jersey	3	1	1	2	0
Boston	7	1	3	4	2	NY Islanders	14	2	3	5	17
Buffalo	9	1	2	3	4	NY Rangers	12	1	4	5	9
Calgary	12	2	4	6	10	Ottawa	7	1	3	4	10
Chicago	14	2	4	6	8	Philadelphia	13	5	2	7	18
Columbus	12	1	3	4	6	Pittsburgh	14	2	5	7	9
Dallas	14	3	4	7	8	San Jose	18	6	9	15	9
Detroit	12	1	2	3	3	St. Louis	12	3	4	7	8
Edmonton	18	1	2	3	12	Tampa Bay	3	0	0	0	0
Hartford	1	1	1	2	0	Toronto	11	4	5	9	1
Hartford	9	3	4	7	8	Vancouver	13	2	2	4	7
Los Angeles	6	1	0	1	3	Washington	14	3	4	7	6
Montreal	7	1	0	2	5	Winnipeg	28	1	2	3	10
TOTALS	281	57	105	162	169						

1995-96 SEASON REVIEW

Was signed as a free agent by the Penguins on July 10, 1996... Ranked fifth on the Los Angeles Kings in points with 43 and fourth in assists with 27... Led the Kings with a plus six rating... Finished second on the team in game-winning goals (4) and short-handed goals (2)... Had a season-high eight game scoring streak (Dec. 27-Jan. 30), recording 12 points (5-7)... Selected as the Kings' top defensive player... Scored two goals on Dec. 27 vs Anaheim, which led his career-high for goals in a game... Recorded his 100th career assist on Feb. 24 at St. Louis... Missed six games due to injuries, including four games with a sprained left ankle

PRO CAREER

1988-89: Playing in his first professional season with Utica (AHL), ranked third on the team in points (17) and second in assists with 45

1989-90: In 71 games with Utica recorded 54 points (18+36)... Was tied for fifth on the team in assists and ranked seventh on the team in points

1990-91: Recorded 115 points with Utica to win the AHL scoring title and was also named the league's MVP... Led the AHL in assists with 81, the third highest total in AHL history and set a club record for assists in a season... Was named to the AHL's first all-star team at center... Played in his first ever NHL playoff game in Game Five vs the Penguins on April 11, 1991

1991-92: Was named to the NHL All-Rookie Team, after finishing second among rookies in points



NEIL WILKINSON

6



Defense

HT/WT: 6' 3" 200 lbs. Shoots: Right Age: 29
Born: Selkirk, Manitoba, August 15, 1967

Acquired: Traded by Winnipeg to Pittsburgh for Norm Maciver on December 28, 1995

CAREER HIGHLIGHTS

MILESTONES WITHIN REACH: (Current)

Total: 400th game (379)

FIRST NHL GAME: October 8, 1989 - in a 2-2

Minnesota tie at Buffalo

FIRST NHL POINT: November 2, 1989 - an assist in a 4-3 OT Minnesota win at Chicago.

FIRST NHL GOAL: January 12, 1991 - in a 5-3 Minnesota loss vs Buffalo vs Daren Pasqua.

MOST GOALS, GAME: 1 - 14 times

MOST ASSISTS, GAME: 3 - November 8

1991 - in a 0-2 San Jose win vs Edmonton

MOST POINTS, GAME: 3 - November 8, 1991

- in a 6-2 San Jose win vs Edmonton (0+3)

CAREER RECORD VS

TEAM	GP	G	A	PTS	TEAM	GP	G	A	PTS
Anaheim	11	0	1	1	New Jersey	11	0	1	1
Boston	12	2	2	4	NY Islanders	11	1	5	7
Buffalo	11	1	0	1	NY Rangers	9	0	4	4
Calgary	24	2	5	7	Ottawa	8	1	1	2
Chicago	20	0	4	4	Pittsburgh	9	0	1	1
Columbus	9	0	2	2	Pittsburgh	5	0	1	1
Dallas	15	1	4	5	San Jose	12	1	2	3
Detroit	28	3	2	5	St. Louis	21	0	2	2
Edmonton	25	0	4	4	Tampa Bay	8	0	3	3
Florida	5	0	1	1	Toronto	24	2	1	3
Hartford	14	1	1	2	Washington	20	3	8	6
Los Angeles	14	1	2	3	Washington	11	0	4	4
Montreal	9	1	0	1	Winnipeg	22	2	1	3
					TOTALS	379	14	63	77

1995-96 SEASON REVIEW

Was acquired from Winnipeg on December 28 for Norm Maciver... Scored a goal in his fourth game with the Penguins, January 3 vs. Ottawa... Recorded 12 points (2+10) in 31 games with the Penguins... Played in 21 games with Winnipeg, recording five points (1+4). Was a plus 12 in his 41 games with the Penguins, and was a plus or over player in 34 games. His combined 120 penalty minutes (33-Wpg., 87-Pgh.) were a single season career high. Missed three games with a shoulder injury (Feb. 3-7), and two games with a bruised heel (Feb. 18-21). **PLAYOFFS:** Played in 15 of the Penguins 18 playoff games, recording one assist and 14 penalty minutes. Recorded his first playoff point as a Penguin, an assist in Game Four vs the Rangers on May 7. Missed Games Four, Five and Six of the Eastern Conference Finals vs Florida with a groin injury.

NHL CAREER

1989-90: Split the season between Minnesota (26) and Kalamazoo (IHL) (20 games). Was recalled by Minnesota five times during the season and remained with the North Stars after January 16.

1990-91: Played in 50 games for Minnesota, recording 11 points (2+9). Scored his first NHL goal on Jan. 12 vs Buffalo. Played in 22 playoff games, recording six points (3+3). Scored his first career playoff goal in Game 5 of the Norris Division Semifinals against Chicago.

Was claimed by San Jose from Minnesota in the Dispersal Draft on May 30.

1991-92: Set single-season career highs in goals (4), assists (15) and points (19) while playing in



Goaltender

HT/WT: 6' 1" 201 lbs. **Catches:** left **Age:** 32
Born: Brandon, Man., March 25, 1961

Acquired: Traded by Philadelphia to Pittsburgh with Rick Tocchet, Kjell Samuelsson and Philadelphia's third round choice in the 1993 Entry Draft for Mark Recchi, Brian Benaum and Los Angeles' first round draft choice in the 1992 Entry Draft on Feb. 19, 1992.

CAREER HIGHLIGHTS

MILESTONES ACHIEVED: 100th win (1:28-92 vs Montreal) ... 400th game (2:24-95 vs Tampa Bay) ... 150th win (2:27-95 at Quebec).

MILESTONES WITHIN REACH: (Current Total): 200 wins (181).

FIRST NHL GAME: December 8, 1983 - in an 8-6 Toronto win at Hartford

FIRST NHL WIN: December 8, 1983 - in an 8-6 Toronto win at Hartford.

FIRST NHL SHUTOUT: November 14, 1987 - in a 4-0 Toronto win at Philadelphia

CAREER RECORD VS

TEAM	GP	MIN	GA	SO	AVG	W-L-T	TEAM	GP	MIN	GA	SO	AVG	W-L-T
Atlanta	7	119	9	0	4.54	1-1-0	New Jersey	13	607	54	0	3.23	8-2-4
Boston	75	433	91	0	3.68	13-11-0	NY Islanders	24	1383	84	0	3.43	12-8-4
Buffalo	24	1233	47	0	3.71	11-9-2	NY Rangers	21	1129	42	0	3.39	8-10-1
Calgary	14	744	51	0	3.86	6-3-2	Ottawa	7	425	18	0	2.54	4-0-1
Chicago	31	1635	113	0	4.29	12-12-3	Philadelphia	14	804	52	1	3.80	6-5-2
Colorado	25	1348	107	1	4.59	5-14-4	Pittsburgh	19	1027	78	0	4.55	7-9-1
Dallas	20	814	125	0	4.87	7-16-2	San Jose	-	-	-	-	-	-
Hartford	13	857	75	0	5.11	4-8-0	St. Louis	27	1559	89	0	3.36	8-15-2
Henderson	20	1123	82	0	4.38	6-13-1	Tampa Bay	10	564	27	1	2.77	7-3-0
Kentucky	5	564	16	0	2.54	4-1-1	Toronto	8	384	23	0	3.51	2-3-2
Los Angeles	21	1132	79	1	3.98	11-10-0	Vancouver	10	607	36	1	3.38	5-3-2
Los Angeles	19	997	65	0	4.21	6-9-1	Washington	27	1540	95	1	3.93	11-10-2
Montreal	22	1110	55	0	2.88	11-7-1	Washington	15	865	46	0	3.23	8-7-1
TOTALS	458	25368	1616	6	3.82	181-200-39							

1995-96 SEASON REVIEW

Led the Penguins with a goals against average of 3.24 and a save percentage of .905... Finished the season with 20 wins, his fifth season with 20-or-more wins... Is one of only four goaltenders (Patrick Roy, Jolin Vanbiesbroeck and Mike Vernon) to record at least 10 wins in each of the past 10 seasons... Posted three shutouts (Nov. 1 vs Tampa Bay, Nov. 18 vs Washington and Dec. 9 vs Hartford), which is a single-season career high... Allowed three goals or less in 17 of his 33 complete games... Had a 15-5-0 record at home with a goals against average of 2.97... Had a season-high six-game winning streak from Nov. 30 to Dec. 9... Had an eight-game home winning streak from Jan. 22 to Apr. 6. **PLAYOFFS:** Played in nine of the team's 18 games, with a goals against average of 2.30, which ranked sixth in the NHL... Ranked fourth in the playoffs with seven wins and second in save percentage (.933)... Allowed three goals or less in seven of his nine games... Set a club playoff record with a shutout string of 146:30, from the 7:36 mark of the second period in Game Four until 14:51 mark of the second period in Game Five against the Washington Capitals... Had a 1-0-0 goals against average and a 3-0 record in the first round series vs the Capitals



NHL CAREER

1983-84: Played in three games with the Toronto Maple Leafs, including his first NHL game on Dec. 8, facing 54 shots in an 8-6 Toronto win at Hartford.

1984-85: His first full pro season was split between Toronto and St. Catharines (AHL). Played in 23 games with the Maple Leafs.

1985-86: Started the season with St. Catharines, but was recalled on Nov. 29 by Toronto. Played in 10 playoff games, recording one shutout and tied a goals against average of 3.16.

1986-87: Played in 56 games and recorded 22 of Toronto's 32 victories...Played in all 13 of Toronto's playoff games, recording a 2.29 goals against average.

1987-88: Played in 56 games and recorded 12 of Toronto's 21 wins. Recorded his first two career regular season shutouts.

1988-89: Played in 32 games with Toronto, prior to being traded to Philadelphia on March 6, 1989. Started Game Seven of the Patrick Div. on Finals at Pittsburgh on April 29, replacing the injured Ron Hextall, allowing one goal in a 4-1 Flyers win.

1989-90: Was tied for eighth in the NHL with 22 wins and was tied for

ninth in save percentage (.898).

1990-91: Recorded six straight wins from Oct. 7-20, winning NHL Player of the Week award for the week ending Oct. 22.

AMATEUR AND PROFESSIONAL PLAYING RECORD

SEASON	TEAM	LEAGUE	GP	W-L-T	REGULAR SEASON					PLAYOFFS				
					MP	GA	SO	AVG	GP	W-L	MP	GA	SO	AVG
1982-83	London (Ont.)	MJHL	26	18-1-7	1,171	78	1	3.77	-	-	-	-	-	-
1982-83	London (Ont.)	ONJHL	36	17-17-1	2,664	161	1	4.05	21	15-5	1,054	58	0	3.17
1983-84	Toronto	NHL	3	1-1-1	165	14	0	5.09	-	-	-	-	-	-
	Toronto (AHL)	MJHL	55	32-15-8	2,774	111	1	3.70	1	1-0	173	14	0	3.74
1984-85	Toronto	NHL	23	2-15-3	1,276	100	0	4.84	-	-	-	-	-	-
	St. Catharines	AHL	37	12-13	896	46	0	3.49	-	-	-	-	-	-
1985-86	Toronto	NHL	30	9-13-4	1,568	112	0	4.33	10	6-4	607	32	1	3.16
	St. Catharines	AHL	18	5-10	1,055	72	1	3.12	-	-	-	-	-	-
1986-87	Toronto	NHL	56	22-28-3	3,028	200	0	2.97	12	7-6	761	29	1	2.29
1987-88	Toronto	NHL	58	12-35-4	3,000	222	2	4.44	7	0-1	108	11	0	6.11
1988-89	Toronto (AHL)	NHL	32	9-20-2	1,888	129	0	4.47	-	-	-	-	-	-
1989-90	Philadelphia	NHL	3	1-1-0	120	13	0	6.00	5	2-2	268	10	0	2.24
1990-91	Philadelphia	NHL	51	22-24-3	2,961	189	0	3.42	-	-	-	-	-	-
1990-91	Philadelphia (AHL)	NHL	30	10-14-1	1,484	88	0	3.56	-	-	-	-	-	-
1991-92	Pittsburgh	NHL	23	9-8-3	1,258	75	0	3.57	-	-	-	-	-	-
	Pittsburgh	NHL	9	5-3-0	418	21	0	4.15	1	0-0	40	4	0	6.00
1992-93	Pittsburgh	NHL	23	13-7-2	1,368	70	0	3.42	-	-	-	-	-	-
1993-94	Pittsburgh	NHL	42	21-17-7	2,456	120	1	3.32	-	-	-	-	-	-
1994-95	Pittsburgh	NHL	38	25-9-2	2,268	118	0	3.21	15	5-6	661	11	1	3.00
1995-96	Pittsburgh	NHL	37	20-13-2	2,132	115	2	3.24	9	7-2	599	23	0	2.70
	NHL TOTALS		458	181-203-39	25,369	1,616	6	3.82	51	27-21	3,044	112	3	2.80
	ACH TOTALS		151	84-44-13	8,612	480	4	3.34	21	12-8	1,000	60	1	2.77

1996-97: Signed a two-year contract with the Pittsburgh Penguins. He is expected to play in 2000-01.

1997-98: Signed a one-year contract with the Pittsburgh Penguins. He is expected to play in 2000-01.

1998-99: Signed a one-year contract with the Pittsburgh Penguins. He is expected to play in 2000-01.

KEN WREGGET

1991-92: Was acquired by the Penguins from the Flyers along with Rick Tocchet and Kjell Samuelsson on Feb. 19 for Mark Recchi and Brian Bennig and a first round draft choice... Played in 23 games with the Flyers, recording a 3.57 goals against average and a record of 9-8-3... In six home games with the Penguins, had a 5-1-0 record... In the playoffs, played in one game, on April 25 vs Washington, replaced Tom Barrasso at the start of the second period.

1992-93: Won 13 games for the Penguins... Shared a shutout with Tom Barrasso on Feb. 8 in Atlanta vs Boston... Allowed three goals or less in 14 of his 22 starts... Had a goals against average of 2.74 in making 11 consecutive starts from Jan. 10 to Feb. 8... Had a 7-3-1 record at The Civic Arena.

1993-94: Recorded a goals against average of 3.37 and had a record of 21-12-7 in 42 games... Recorded his third career shutout and first with the Penguins on Jan. 27 vs Quebec (3-0)... Made 14 straight starts from Nov. 20 to Dec. 26 and nine consecutive starts from Jan. 11 to Feb. 1... Allowed three goals or less in 22 of his 38 starts... Had a home record of 12-4-4 with a goals against average of 2.88... Missed the last four games of the regular season with a minor foot injury... Shared the Edward J. DeBartolo Award with Tom Barrasso for community involvement.

1994-95: Recorded 25 wins to lead the NHL in wins and set a single-season career-high... Began the season on a career-high, seven-game winning streak and a 13 game unbeaten streak (12-0-1), to set personal career-highs... Started the first 17 games and 38 of 48 of the team's games... Set a club record for playing in the highest percentage of games (79.1%)... Allowed three goals or less in 25 of his 38 games... Had a 15-4-1 record at home with a goals against average of 2.81... Faced the highest average number of shots per game (32.1) in the league... Played in 11 of the team's 12 playoff games, with a goals against average of 3.00... Recorded his third career playoff shutout, and first with the Penguins, in Game Seven of the Conference Quarterfinals on May 18 vs Washington (3-0).

JUNIOR CAREER

1982-83: Playing for Lethbridge (WHL), had a 3.48 goals against average in 48 games... Led all goalies with a 3.02 goals against average in the playoffs.

1983-84: Led the WHL with a 3.15 goals against average and was named to the WHL East Division First All-Star Team... Won the Del Wilson Trophy as the top goaltender in the WHL.

INTERNATIONAL CAREER

Was named to the 1984 Canadian National Team that played in the World Junior Tournament in Nykoping, Sweden... Played in five games in the tournament, finishing with a 3.00 goals against average.

PERSONAL

Ken and wife Susan have one son, Matthew (4) and one daughter, Courtney (2)... Spent much of his summer in Pittsburgh, enjoying time with his family... Makes numerous appearances for the Penguins throughout the year.

KEN WREGGET

WREGGET'S PLACE AMONG PENGUINS GOALIES

GAMES PLAYED		WINS		SAVE PERCENTAGE	
1. Barrasso	329	1. Barrasso	171	1. Basso	.909
2. Herron	290	2. Herron	88	2. Rutherford	.889
3. Binkley	106	3. WREGGET	84	3. Smith	.889
4. WREGGET	151			4. Binkley	.887
Dion	151			5. Inness	.887
				6. WREGGET	.886

MINUTES PLAYED		GOALS AGAINST AVERAGE	
1. Barrasso	18.891	1. Basso	2.86
2. Herron	16.105	2. Smith	3.07
3. Binkley	11.046	3. Binkley	3.12
4. WREGGET	8.612	4. Daley	3.14
		5. Rutherford	3.14
		6. Inness	3.34
		WREGGL1	3.34

WREGGET'S PLACE AMONG ACTIVE GOALIES

VICTORIES			
1. Andy Moog	326	8. Kelly Hrudey	251
2. Grant Fuhr	320	9. Ron Hextall	234
3. Patrick Roy	311	10. Bill Ranford	203
4. Tom Barrasso	295	11. Ed Be'our	190
5. Mike Vernon	288	12. Kirk McLean	186
6. Don Beaupre	268	13. KEN WREGGET	181
7. John Vanb'ebrouck	261		



Defense

HT/WT: 5' 11" / 195 lbs., **Shoots:** Right, **Age:** 24
Born: Cleveland, Ohio, August 24, 1972

Acquired: Pittsburgh's sixth round choice, 107th overall, in 1990 Entry Draft.

CAREER HIGHLIGHTS

MILESTONES WITHIN REACH: (Career)

Total: 150th game (61)
FIRST NHL GAME: October 7, 1995 - in a 2-0 Penguins win vs Toronto
FIRST NHL POINT: October 28, 1995 - a goal in a 5-3 Penguins win at New Jersey
FIRST NHL GOAL: October 28, 1995 - in a 5-3 Penguins win at New Jersey vs Martin Brodeur

MOST GOALS, GAME: 1 - October 28, 1995 - in a 5-3 Penguins win at New Jersey
MOST ASSISTS, GAME: 1 - January 22, 1996 - in a 7-6 Penguins overtime win vs Boston
MOST POINTS, GAME: 1 - Two lines
MOST PENALTY MINUTES, GAME: 6 - November 8, 1995 - in a 7-1 Penguins win at Ottawa

CAREER RECORD VS

TEAM	GP	G	A	PTS	PIM	TEAM	GP	G	A	PTS	PIM
Anaheim	1	0	0	0	0	New Jersey	2	1	0	1	2
Boston	2	0	1	1	2	NY Islanders	1	0	0	0	2
Buffalo	1	0	0	0	0	NY Rangers	4	0	0	0	6
Calgary	1	0	0	0	0	Ottawa	1	0	0	0	8
Chicago	2	0	0	0	0	Pittsburgh	3	0	0	0	2
Columbus	2	0	0	0	1	San Jose	1	0	0	0	0
Dallas	2	0	0	0	2	St. Louis	2	0	0	0	2
Edmonton	2	0	0	0	4	Utah/Pho	2	0	0	0	2
Florida	2	0	0	0	0	Toronto	2	0	0	0	2
Harvard	2	0	0	0	0	Washington	2	0	0	0	1
Los Angeles	2	0	0	0	0	Whitcomb	1	0	0	0	2
Minnesota	1	0	0	0	0	Winnipeg	1	0	0	0	5
TOTALS	51	1	1	2	47						

1995-96: Played in 51 games, scoring his only goal on Oct. 28 at New Jersey vs Martin Brodeur... Missed the last 21 regular season games and the playoffs after undergoing shoulder surgery on March 21 to repair a discolored shoulder... Was a plus-minus player in 39 of his 51 games.

CAREER: Was drafted in the sixth round by the Penguins in the 1990 Entry Draft... Played two seasons at Boston College, prior to joining the U.S. National Team for the 1993-94 season... Was the first player cut by the National Team, due to the 1994 Olympics... Was signed by the Penguins in February, 1994 and was assigned to Cleveland... Was a member of the U.S. Team that played in the 1993 World Championship... Playing for Cleveland in 1994-95, received second ranking defenseman with 38 points... Was recalled by Pittsburgh following Campbell's season and played eight playoff games with the Penguins.

AMATEUR AND PROFESSIONAL PLAYING CAREER

SEASON	TEAM	LEAGUE	REGULAR SEASON										PLAYOFFS						
			GP	G	A	PTS	PIM	+	PP	SH	OW	S	GP	G	A	PTS	PIM		
1991-92	Boston College	U.S. Prep	22	0	0	0	0	0	0	0	0	0	0	0	0	0	0	0	0
1992-93	Boston College	U.S. Prep	22	0	0	0	0	0	0	0	0	0	0	0	0	0	0	0	0
1993-94	Boston College	U.S. Prep	22	0	0	0	0	0	0	0	0	0	0	0	0	0	0	0	0
1994-95	U.S. National Team	Intl	18	0	0	0	0	0	0	0	0	0	0	0	0	0	0	0	0
1995-96	PITTSBURGH	NHL	31	1	1	2	47	-1	0	0	0	0	0	0	0	0	0	0	0
	PITTSBURGH	NHL	20	0	0	0	0	0	0	0	0	0	0	0	0	0	0	0	0
	NHL & PGH TOTALS		51	1	1	2	47	-1	0	0	0	0	0	0	0	0	0	0	0



Center

HT/WT: 5' 11" 189 lbs. Shoots: Right Age: 30
Born: Seoul, South Korea, May 27, 1976

Acquired: Pittsburgh's second round choice,
50th overall, in 1994 Entry Draft

CAREER HIGHLIGHTS

MILESTONES WITHIN REACH: (Current Total), 100th game (57).
FIRST NHL GAME: May 3, 1995 - in a 4-3 Penguins loss vs Florida.
FIRST NHL POINT: May 3, 1995 - an assist in a 4-3 Penguins loss vs Florida.
FIRST NHL GOAL: October 7, 1995 - a goal in an 8-3 Penguins win vs Toronto.

MOST GOALS, GAME: 1 - Four times.
MOST ASSISTS, GAME: 1 - Five times.
MOST POINTS, GAME: 2 - Oct. 7 vs Toronto (1+1), Feb. 27 at Vancouver (0 + 2).
MOST PENALTY MINUTES, GAME: 15 - January 17, 1996 - in a 1-0 Penguins win at Buffalo.

CAREER RECORD VS

TEAM	GP	G	A	PTS	PIM	TEAM	GP	G	A	PTS	PIM
Anaheim	0	0	0	0	0	New Jersey	1	0	0	0	0
Boston	0	0	0	0	0	NY Islanders	1	0	0	0	0
Buffalo	3	1	0	1	0	NY Rangers	1	0	0	0	0
Calgary	2	0	0	0	0	Chicago	4	1	0	1	0
Chicago	0	0	0	0	0	Philadelphia	2	0	0	0	0
Columbus	2	0	0	0	0	San Jose	2	0	0	0	0
Dallas	2	0	0	0	0	St. Louis	1	0	0	0	0
Detroit	2	0	0	0	0	Tampa Bay	2	0	0	0	0
Edmonton	1	0	0	0	0	Toronto	2	1	1	2	0
Florida	0	0	1	1	0	Vancouver	2	0	0	0	0
Hartford	0	0	0	0	0	Washington	3	0	0	0	0
Los Angeles	0	0	0	0	0	Winnipeg	1	0	0	0	0
Montreal	4	0	0	0	0	TOTALS	57	4	7	11	38

1994-95: Began the season with Pittsburgh, playing in 56 games, recording 10 points (4+6). Recorded his first NHL goal (short-handed) on Oct. 7 vs Toronto vs Felix Potvin... Played in 56 of the Penguins first 63 games, before being assigned to Belleville (OHL) on March 4... Recorded 13 points (7-6) in six regular season games with Belleville and was the second leading scorer in the OHL during the playoffs, recording 30 points (18+12)... Was recalled by the Penguins on April 22 and played one game in the playoffs with the Penguins **CAREER:** Was signed by the Penguins on April 28, following the conclusion of his junior season... Played in his first NHL game on May 3 vs Florida, recording one assist... Played in parts of four seasons for Belleville, recording 229 points (85+144) in 376 career games... Played for the U.S. Junior Team at the 1994 World Junior Championships, recording five points (3+2) in seven games.

Season	Team	League	REGULAR SEASON					PLAYOFFS				
			GP	G	A	PTS	PIM	GP	G	A	PTS	PIM
1992-93	USA	USA	26	13	36	49	36	5	0	0	0	11
1993-94	USA	USA	22	17	49	66	70	12	3	0	0	15
1994-95	Pittsburgh	NHL	14	2	51	53	49	15	1	0	0	12
	PITTSBURGH	NHL	1	0	1	1	2	0	0	0	0	
1995-96	PITTSBURGH	NHL	56	4	5	10	38	1	0	0	0	
	Total	NHL	57	4	7	11	38	0	0	0	0	

NHL & PGN TOTALS ... 57 4 7 11 38 0 0 0 0 0



Center

HT/WT: 6' 6" 223 lbs. **Shoots:** Left **Age:** 20
Born: Calgary, Alta., November 12, 1975

Acquired: Pittsburgh's first round choice,
2nd overall in 1991 Entry Draft

CAREER HIGHLIGHTS

MILESTONES WITHIN REACH: (Current

Total: 100th game (54)

FIRST NHL GAME: October 21, 1995 - a
3-2 (OT) loss vs. Los Angeles.

FIRST NHL POINT: January 5, 1996 - an
assist in a 5-2 Penguins win vs. Detroit

FIRST NHL GOAL: March 1, 1995 - in a 3-4
Penguins win at Edmonton vs. Curtis Joseph.

MOST GOALS, GAME: 1 - Two times

MOST ASSISTS, GAME: 1 - Two times.

MOST POINTS, GAME: 1 - Four times

MOST PENALTY MINUTES, GAME: 17 -

February 24, 1990 - in a 7-3 Penguins loss
at Montreal.

CAREER RECORD VS

TEAM	GP	G	A	PTS	PIM	TEAM	GP	G	A	PTS	PIM
Amherst	-	-	-	-	-	New Jersey	4	0	0	0	0
Boston	3	0	0	0	5	NY Islanders	3	0	0	0	0
Buffalo	4	0	0	0	2	NY Rangers	3	1	0	1	0
Calgary	1	0	0	0	0	Ottawa	5	0	0	0	10
Chicago	1	0	0	0	0	Pittsburgh	4	0	0	0	0
Columbus	1	0	0	0	0	San Jose	2	0	1	1	2
Dallas	1	0	0	0	0	St. Louis	1	0	0	0	0
Detroit	1	0	1	1	0	Tampa Bay	4	0	0	0	0
Edmonton	0	1	0	1	2	Toronto	1	0	0	0	0
Florida	2	0	0	0	0	Washington	0	0	0	0	0
Hartford	3	0	0	0	2	Washington	4	0	0	0	0
Los Angeles	2	0	0	0	4	Washington	2	0	0	0	2
Montreal	1	0	0	0	17	TOTALS	54	2	2	4	59

1995-96: Played in 54 games in his rookie season with the Penguins. Scored his first NHL goal (short-handed), at Edmonton on March 1 vs. Curtis Joseph. Recorded his first NHL point on Jan. 5 vs. Detroit. Played in his first NHL game on Oct. 21 vs. Los Angeles.

CAREER: Was the Penguins first choice in the 1994 Entry Draft. Played four seasons with Seattle (WHL), recording 258 points (106+152) in 265 career games. Recorded over 100 minutes in penalties in each of the last three seasons in Seattle. Led Seattle (WHL) in scoring with 109 points and finished eighth in league scoring in 1994-95. Ranked second among the league's top 20 scorers in penalty minutes with 148. Was signed by the Penguins on April 6 and was assigned to Cleveland. Played three games for Cleveland.

Season	Team	League	REGULAR					SEASONPLAYOFFS				
			GP	G	A	PTS	PIM	GP	G	A	PTS	PIM
1994-95	Seattle	WHL	64	11	37	55	112	0	2	2	4	0
1995-96	Pittsburgh	NHL	54	2	2	4	59	0	0	0	0	0
1996-97	Pittsburgh	NHL	69	15	41	41	128	0	0	0	0	0
1997-98	Pittsburgh	NHL	6	0	1	1	0	0	0	0	0	0
1995-96	PITTSBURGH	NHL	54	2	2	4	59	-	-	-	-	-
NHL & PGM TOTALS			54	2	2	4	59	-	-	-	-	-

© 1996 by the Pittsburgh Penguins. All rights reserved. Pittsburgh Penguins is a registered trademark of the Pittsburgh Penguins.



TYLER WRIGHT

29



Center

HT/WT: 5' 11" 185 lbs. **Shoots:** Right **Age:** 23
Born: Canora, Saskatchewan, April 6, 1973

Acquired: Traded by Edmonton to Pittsburgh for Pittsburgh's seventh round draft choice in the 1996 NHL Entry Draft on June 22, 1996

CAREER HIGHLIGHTS

MILESTONES WITHIN REACH: (Current Total): 100th game (A1)
FIRST NHL GAME: October 10, 1992 at Vancouver
FIRST NHL POINT: October 10, 1992 at Vancouver.

FIRST NHL GOAL: October 10, 1992 at Vancouver
MOST GOALS, GAME: 1 - Three times
MOST ASSISTS, GAME: 1 - One time
MOST POINTS, GAME: 1 - Four times.

CAREER RECORD VS

TEAM	GP	G	A	PTS	PIM	TEAM	GP	G	A	PTS	PIM
Anaheim	1	0	0	0	0	New Jersey	2	0	0	0	0
Boston	1	0	0	0	0	NY Islanders	-	-	-	-	-
Buffalo	-	-	-	-	-	Ottawa	1	0	0	0	0
Calgary	1	0	0	0	0	Pittsburgh	2	0	0	0	0
Chicago	3	0	0	0	0	Pittsburgh	-	-	-	-	-
Colorado	1	0	0	0	0	San Jose	1	0	0	0	15
Edmonton	1	0	0	0	0	St. Louis	2	0	0	0	0
Florida	2	0	1	1	0	Tampa Bay	1	0	0	0	0
Los Angeles	-	-	-	-	-	Toronto	2	0	0	0	0
Phoenix	-	0	0	0	0	Vancouver	6	1	0	1	10
Philadelphia	1	0	0	0	0	Washington	-	-	-	-	-
San Jose	3	0	0	0	0	Winnipeg	0	0	0	0	0
St. Louis	-	-	-	-	-	TOTALS	41	0	1	4	70

1995-96: Was acquired from Edmonton by Pittsburgh in Pittsburgh's seventh round draft choice in the 1996 NHL Entry Draft on June 22... Began the season with Edmonton, playing in 23 of the first 42 games, prior to being assigned to Capin Breton (AHL) in January... Scored his only goal with Edmonton on Dec. 15 at Winnipeg.

CAREER: Was drafted by Edmonton in the first round (12th overall) in the 1991 NHL Entry Draft... Played four seasons with Swift Current (WHL), recording 271 points (115+156) and 647 penalty minutes in 233 games... Was Swift Current's MVP in 1990-91... Led Swift Current to the 1993 WHL Championship... Scored his first NHL goal on Oct. 10, 1992 at Vancouver... Played for Team Canada at both the 1992 and 1993 World Junior Championships, winning a gold medal at Sweden in 1993.

Season	Team	League	REGULAR SEASON					PLAYOFFS				
			GP	G	A	PTS	PIM	GP	G	A	PTS	PIM
1991-92	Swift Current	WHL	67	15	41	56	132	-	-	-	-	12
1992-93	Swift Current	WHL	66	27	51	78	132	4	1	1	2	6
1993-94	Swift Current	WHL	63	36	66	102	118	2	0	0	0	6
1994-95	Swift Current	WHL	72	22	47	49	76	12	0	0	0	15
1995-96	Edmonton	NHL	7	1	1	2	19	-	-	-	-	-
1995-96	Edmonton	AHL	5	0	0	0	3	-	-	-	-	-
1995-96	Capin Breton	AHL	4	0	0	0	17	-	-	-	-	11
1994-95	Edmonton	NHL	6	1	0	1	14	-	-	-	-	-
1994-95	Capin Breton	AHL	1	0	0	0	10	-	-	-	-	-
1995-96	Edmonton (ol)	NHL	23	1	0	1	33	-	-	-	-	-
1995-96	Capin Breton	AHL	54	0	0	0	132	-	-	-	-	-
1995-96	1995-96	TOTALS	41	0	1	4	70	-	-	-	-	-



STEFAN BERGKVIST

Defense

HT/WT: 6'3", 216 lbs. - Shoots: Left - Age: 21

Born: Teksand, Sweden, March 10, 1975

Acquired: Pittsburgh's first round choice, 26th overall, in 1995 Entry Draft

1995-96: Playing in his first season of professional hockey, recorded 10 points (7-3) in 61 games for Cleveland (IHL). Was recalled by Pittsburgh on Feb. 16 and played in his first NHL game on Feb. 16 at Wynnipeg, (Underway Center) as a replacement on Feb. 21 at Buffalo and missed the next 12 games. Was assigned to Cleveland on March 19. Returned to Pittsburgh following general recall after Cleveland's season and played 5 of 11 playoff games with the Penguins.

CAREER: Was drafted by the Penguins in the first round of the 1995 Entry Draft. Played the 1994-95 season with Leksand (IHL), recording 20 points (2-17) in 64 games.

Season	Team	League	REGULAR SEASON					PLAYOFFS				
			GP	G	A	PTS	PIM	GP	G	A	PTS	PIM
1993-94	Leksand	Sweden	15	0	0	0	0	-	-	-	-	-
1993-94	Leksand	Sweden	4	2	0	0	0	-	-	-	-	-
1994-95	Leksand	IHL	64	2	17	19	195	1	0	0	0	0
1995-96	PITTSBURGH	NHL	2	0	0	0	0	2	4	0	0	0
	Cleveland	IHL	61	7	3	10	58	2	0	0	0	0
	NHL & IHL TOTALS		63	7	3	10	58	2	4	0	0	0

1. All statistics are based on the 1995-96 season unless otherwise noted.
2. All statistics are based on the 1995-96 season unless otherwise noted.



OLEG BELOV

Center

HT/WT: 6'1", 185 lbs. - Shoots: Left - Age: 25

Born: Moscow, USSR - April 20, 1973

Acquired: Pittsburgh's fourth round choice, 102nd overall, in 1995 Entry Draft

1995-96: Playing in his first season of North American hockey, Belov had 14 goals and 29 assists in 68 games for Cleveland (IHL).

CAREER: During the 1993-94 season, ranked third on CSKA in scoring with 28 points and second in goals with 14. Played three seasons with CSKA-Peterhof (USSR).

Season	Team	League	REGULAR SEASON					PLAYOFFS				
			GP	G	A	PTS	PIM	GP	G	A	PTS	PIM
1993-94	CSKA	USSR	28	14	14	28	16	-	-	-	-	-
1993-94	CSKA	USSR	2	0	0	0	0	-	-	-	-	-
1994-95	CSKA	USSR	28	14	24	38	54	-	-	-	-	-
1995-96	PITTSBURGH	IHL	68	14	29	43	37	-	-	-	-	-

1. All statistics are based on the 1995-96 season unless otherwise noted.
2. All statistics are based on the 1995-96 season unless otherwise noted.



JEFF CHRISTIAN

Left Wing

HT: WT: 6'1" 210 lbs. Shoots: Left Age: 20
 Born: Burlington, Ont. July 30, 1970
 Acquired: Signed as a free agent on August 2, 1991

1995-96: Recorded 55 points (24-31) in 68 games with Cleveland. Was named to the Preseason All-Star on July 6. Played in 10 games with the Penguins before being assigned to the minors on January 2. Was recalled to the club on January 17 and played the night of 8/24/96. Was assigned to Cleveland on January 18.

CAREER: Was drafted by the New Jersey Devils in the second round of the 1988 Entry Draft. Played two seasons for the Devils during the 1987-89 seasons and accumulated 54 points on January 25 vs. Detroit. Played for the Albany River Rats (AHL) in 1989-90. Was the leading goal scorer with 14 and finished second on the team in points with 77. Played 36 games for Cleveland in 1991-92, recording 27 points (13-14). Was recalled to the Penguins on April 7. Played 10 games with the Penguins on April 8 at Montreal.

Season	Team	League	REGULAR SEASON						PLAYOFFS			
			GP	G	A	PTS	PIM	OV	G	A	PTS	PIM
1987-88	Devils	AHL	14	7	1	14	14	1	1	1	1	1
1988-89	Devils	NHL	14	11	1	22	27	22	1	4	1	1
1989-90	Albany	AHL	36	14	1	29	14	1	1	1	1	1
1990-91	Albany	AHL	47	29	1	31	74	15	1	1	10	20
1991-92	New Jersey	NHL	2	0	0	0	0	1	1	1	1	1
1992-93	Pittsburgh	NHL	11	1	1	2	10	1	1	1	1	1
1993-94	Pittsburgh	NHL	11	1	1	2	10	1	1	1	1	1
1994-95	Pittsburgh (A)	NHL	1	0	0	0	0	1	1	1	1	1
1994-95	Pittsburgh (B)	AHL	10	1	1	2	12	1	1	1	1	1
1995-96	Pittsburgh	NHL	2	0	0	0	2	1	1	1	1	1
	NHL TOTALS		11	1	1	2	12	1	1	1	1	1
	AHL TOTALS		104	63	5	107	143	5	5	13	33	
	PIM TOTALS		4	0	0	0	2	1	1	1	1	

1991-92: Played 11 games with the Devils in the second round of the playoffs, recording 10 points in 11 games.



PHILIPPE DeROUVILLE

Goalie

HT: WT: 6'1" 185 lbs. Catches: Left Age: 22
 Born: Archambault, Quebec August 7, 1974
 Acquired: Pittsburgh's fifth round choice (155th overall) in 1992 Entry Draft

1995-96: Played in 38 games with Cleveland and Pittsburgh, recording a record of 19-11-6 and posting a 2.45 goals against average. Was recalled to the club by the Penguins and named as the backup for 14 games.

CAREER: Was a fifth round draft choice of the Penguins in the 1992 NHL Entry Draft. Played in 10 games for the Quebec Major Junior Hockey League before being drafted to the Pittsburgh Penguins AHL Team. Played in 117 games in all seasons (1994-95) with the Hershey Bears in the league (now with 34). Returned to the club on 34/10/95. Was named to the club by the Penguins. Played in his first NHL game on April 16 in Montreal against the Canadiens. Made a season-high 41 saves for the club, including three shutouts, with 10.

Season	Team	League	REGULAR SEASON						PLAYOFFS					
			GP	W-L-T	GA	SO	GAA	GP	W-L	MIN	GA	SO	AVG	
1991-92	Quebec	QMJHL	27	13-13-1	140	21	3	2.97	1	0-0	15	1	0	2.00
1992-93	Montreal	QMJHL	12	7-4-1	184	11	2	2.92	1	0-0	60	1	0	2.00
1993-94	Albany Devils	AHL	21	10-11-0	249	11	1	3.67	1	0-0	60	1	0	2.00
1994-95	Hershey Bears	AHL	57	27-27-3	283	16	1	3.03	1	0-0	60	1	0	2.00
1994-95	Pittsburgh (A)	NHL	1	1-0-0	60	3	0	3.00	1	0-0	60	1	0	2.00
1994-95	Pittsburgh (B)	AHL	17	11-5-1	229	11	1	3.12	4	1-0	240	14	0	2.75
1995-96	Cleveland	NHL	20	20-17-3	202	10	1	2.85	1	0-0	60	1	0	2.00
	NHL TOTALS		2	1-0-0	60	3	0	3.00	1	0-0	60	1	0	2.00
	AHL TOTALS		105	55-57-4	1061	50	5	3.03	7	0-0	420	5	0	2.00

1995-96: Played 10 games with the Penguins in the playoffs, recording 10 points in 10 games.



ED PATTERSON

Right Wing

HT: WT: 6' 8 1/2" 210 lbs. Shoots: Right Age: 25

Born: Delta, B.C. November 14, 1972

Acquired: Pittsburgh's seventh round draft choice, 148th overall, in 1991 Entry Draft

1995-96: Spent the whole season with Pittsburgh, playing in 34 games, recording two assists, 11 and nine games. Pittsburgh after losing several key players, and missed 54 games, with nine assists from Jan. 3 to Feb. 3. Missed the first 19 games and the playoffs after undergoing surgery on March 8 to remove a tumor and dislocate his hip.

CAREER: Drafted by the Penguins in the seventh round of the 1991 Entry Draft. Played for both SWHL (Eastern and Western) and the Western Hockey League. In 1992-93, played 111 games with U.S. and recording 20 points and 171 penalty minutes. Recalled by the Penguins to the Cleveland Junior League (JHL) eight times during the 1993-94 season. Played in total 80 NHL games on Nov. 18 vs. Washington. Scored his first NHL goal on Jan. 7 at Buffalo against Dominik Hasek. With the Lumberjacks, ranked third on the team with 21 goals, 37 assists and 63 points in 1994-95. Played in 36 games for the Lumberjacks, recording 32 points (15+17). Recording two points in 20 of his 40 playoff games.

SEASON	TEAM	REGULAR SEASON				PLAYOFFS						
		LEAGUE	GP	G	A	PTS	PIM	GP	G	A	PTS	PIM
1992-93	Western Hockey League	SWHL	111	20	171	11	17	1	2	2	2	2
1993-94	Pittsburgh	NHL	80	15	25	11	19	1	2	2	2	2
1994-95	Cleveland	NHL	36	32	37	15	23	1	2	2	2	2
1995-96	Pittsburgh	NHL	34	2	11	1	10	1	2	2	2	2
1996-97	Pittsburgh	NHL	16	1	2	0	1	1	2	2	2	2
1997-98	Pittsburgh	NHL	27	1	4	0	4	1	2	2	2	2
	REGULAR SEASON		307	71	242	43	77	5	10	10	10	10

Source: NHL.com, Pittsburgh Penguins, Cleveland Lumberjacks, Western Hockey League, Pittsburgh Penguins



DOMENIC PITTIS

Center

HT: WT: 5'11" 190 lbs. Shoots: Left Age: 22

Born: Calgary, Alta., October 1, 1971

Acquired: Pittsburgh's second round choice, 52nd overall, in 1993 Entry Draft

1995-96: Played in 64 games with Coyotes and 2017, recording 36 points (10+26). Tied for fourth on the team in games played. Played in a total of 161 career playoff games, recording no points.

CAREER: Played third in the WHL, recording 127 points (43+84) during the 1993-94 season with Lethbridge. Played 166 games with 94 other players, recording 363 points, 110+253 in 215 career games. Recorded 36 points (18+18) in 62 games with Lethbridge in 1994-95, his last professional season. Tied for fourth on the team with 43 assists.

SEASON	TEAM	REGULAR SEASON				PLAYOFFS						
		LEAGUE	GP	G	A	PTS	PIM	GP	G	A	PTS	PIM
1993-94	Lethbridge	WHL	64	43	84	15	32	1	2	2	2	2
1994-95	Lethbridge	WHL	62	36	75	11	25	1	2	2	2	2
1995-96	Lethbridge	WHL	16	2	3	1	3	1	2	2	2	2
1996-97	Phoenix	NHL	64	10	26	3	32	1	2	2	2	2
1997-98	Phoenix	NHL	20	1	2	0	2	1	2	2	2	2
	REGULAR SEASON		162	92	169	30	72	5	10	10	10	10

Source: NHL.com, Lethbridge Broncos, Phoenix Coyotes, Pittsburgh Penguins



PETER ALLEN

Defense

HGT/WGT: 6'2" 200 lbs. Shoots: Right Age: 26
 Born: Calgary, Alta., March 6, 1970
 Acquired: Signed as a free agent, August 10, 1995

Season	Team	League	REGULAR SEASON					PLAYOFFS				
			GP	G	A	PTS	PIM	GP	G	A	PTS	PIM
1989-90	Calgary	CHL	26	2	1	3	14	1	0	0	0	0
1990-91	Calgary	CHL	1	0	0	0	0	0	0	0	0	
1991-92	Calgary	CHL	1	0	0	0	0	0	0	0	0	
1992-93	Calgary	CHL	1	0	0	0	0	0	0	0	0	
1993-94	Calgary	CHL	1	0	0	0	0	0	0	0	0	
1994-95	Calgary	CHL	1	0	0	0	0	0	0	0	0	
1995-96	Pittsburgh	NHL	8	0	0	0	8	0	0	0	0	
1996-97	Pittsburgh	NHL	15	0	1	0	10	0	0	0	0	

Source: NHL.com, NHL.com, NHL.com, NHL.com, NHL.com, NHL.com, NHL.com, NHL.com, NHL.com, NHL.com



SERGE AUBIN

Center

HGT/WGT: 6'0" 176 lbs. Shoots: Left Age: 21
 Born: Val D'or, Quebec, February 15, 1975
 Acquired: Pittsburgh's seventh round choice (161st overall) in 1991 Entry Draft

Season	Team	League	REGULAR SEASON					PLAYOFFS				
			GP	G	A	PTS	PIM	GP	G	A	PTS	PIM
1991-92	Quebec	CHL	57	17	41	58	27	5	1	0	1	14
1992-93	Quebec	CHL	53	47	57	94	43	7	0	0	0	0
1993-94	Quebec	CHL	60	57	71	128	50	17	0	0	0	0
1994-95	Quebec	CHL	60	24	37	51	24	5	0	0	0	0

Source: NHL.com, NHL.com, NHL.com, NHL.com, NHL.com, NHL.com, NHL.com, NHL.com, NHL.com, NHL.com



BRIAN BONIN

Center

HGT/WGT: 5'10" 180 lbs. Shoots: Left Age: 22
 Born: St. Paul, MN., November 28, 1973
 Acquired: Pittsburgh's ninth round choice (211th overall) in 1992 Entry Draft

Season	Team	League	GP	G	A	PTS	PIM
1991-92	Wichita	USHL	25	22	37	49	0
1992-93	Wichita	USHL	24	17	28	45	0
1993-94	Wichita	USHL	17	11	25	36	0
1994-95	Wichita	USHL	6	7	16	23	0
1995-96	Wichita	USHL	37	31	57	88	0



SVEN BUTENSCHON

Defense

HT/WT: 6'5" 201 lbs. Shoots: Left Age: 20
 Born: Itzehoe, Germany, March 22, 1976
 Acquired: Pittsburgh's third round choice
 (57th overall) in 1991 Entry Draft.

Season	Team	League	REGULAR SEASON					PLAYOFFS				
			GP	G	A	PTS	PIM	GP	G	A	PTS	PIM
1991-92	London Knights	UHL	26	2	12	12	110					
1992-93	London Knights	UHL	26	14	22	26	131					
1993-94	Pittsburgh	NHL	22	3	19	22	51	4	2	2	2	2
1994-95	Pittsburgh	NHL	21	1	5	2	67	7	1	2	2	12
1995-96	Pittsburgh	NHL	22	4	21	21	74	11	1	12	12	12

Source: NHL.com, Pittsburgh Courier-Post, Pittsburgh Courier, Pittsburgh Courier-Post, Pittsburgh Courier-Post



BEN HANKINSON

Right Wing

HT/WT: 6'2" 210 lbs. Shoots: Right Age: 27
 Born: Filina, MN, May 1, 1969
 Acquired: Trout

Season	Team	League	REGULAR SEASON					PLAYOFFS				
			GP	G	A	PTS	PIM	GP	G	A	PTS	PIM
1991-92	UJF Minnesota	UHL	26	6	7	13	76					
1992-93	UJF Minnesota	UHL	31	7	11	18	115					
1993-94	UJF Minnesota	UHL	30	11	21	22	124					
1994-95	UJF Minnesota	UHL	40	12	21	24	111					
1995-96	UJF Minnesota	UHL	22	12	12	24	106	5	2	1	4	2
1992-93	New Jersey Devils	NHL	4	2	1	3	9					
1993-94	New Jersey Devils	NHL	25	25	27	52	125	5	2	2	2	6
1994-95	New Jersey Devils	NHL	53	1	0	1	23	2	1	0	1	4
1995-96	New Jersey Devils	NHL	5	0	1	1	9					
1996-97	New Jersey Devils	NHL	8	0	0	0	7					
1997-98	New Jersey Devils	NHL	1	1	0	2	6					
1998-99	Tampa Bay Lightning	NHL	18	0	2	2	9					
1999-00	Tampa Bay Lightning	NHL	21	2	2	4	210	4	0	1	0	6

Source: NHL.com, Pittsburgh Courier-Post, Pittsburgh Courier, Pittsburgh Courier-Post, Pittsburgh Courier-Post



ALEXEI KRIVCHENKOV

Defense

HT/WT: 6'0" 185 lbs. Shoots: Left Age: 22
 Born: Novosibirsk, USSR, June 11, 1974 (OE)
 Acquired: Pittsburgh's third round choice
 (76th overall) in 1991 Entry Draft.

Season	Team	League	REGULAR SEASON					PLAYOFFS				
			GP	G	A	PTS	PIM	GP	G	A	PTS	PIM
1991-92	CSKA Moscow	USSR	1	0	0	0	2					
1992-93	CSKA Moscow	USSR	26	1	4	5	42					
1993-94	Pittsburgh	NHL	11	0	4	0	22					
1994-95	Pittsburgh	NHL	26	0	1	0	28					

Source: NHL.com, Pittsburgh Courier-Post, Pittsburgh Courier, Pittsburgh Courier-Post, Pittsburgh Courier-Post



RYAN SAVOIA

Center

HT/WT: 6-0 / 195 lbs. **Shoots:** Right **Age:** 24
Born: St. Catharines, Ont., May 6, 1973
Acquired: Signed as a free agent, April 7, 1995

Season	Team	League	REGULAR SEASON				PLAYOFFS					
			GP	G	A	PTS	PIM	GP	G	A	PTS	PIM
1992-93	Chicago	IHL	76	22	21	33	28					
1993-94	Chicago	IHL	41	26	26	58	48					
1994-95	Chicago	IHL	59	17	41	48	24					
1995-96	Chicago	IHL	76	27	33	62	48					
1996-97	Rockford Ice Hawks	CHL	57	23	32	58	36					
1997-98	Rockford Ice Hawks	CHL	71	6	27	18	42					
1998-99	Rockford Ice Hawks	CHL	75	15	37	33	41					

© 1999-2000 by Pro Hockey Reference.com



SERGEI VORONOV

Defense

HT/WT: 6-2 / 200 lbs. **Shoots:** left **Age:** 25
Born: Moscow, USSR, May 21, 1971
Acquired: Pittsburgh's eighth round choice,
 200th overall in 1995 Entry Draft

Season	Team	League	REGULAR SEASON				PLAYOFFS					
			GP	G	A	PTS	PIM	GP	G	A	PTS	PIM
1992-93	Pittsburgh	NHL	14	1	3	3	25					
1993-94	Pittsburgh	NHL	71	5	11	11	111					
1994-95	Pittsburgh	NHL	8	2	1	4	12	1	2	1	5	6
1995-96	Pittsburgh Penguins	NHL	62	21	37	55	22		4	4	10	20
1996-97	Chicago Blackhawks	NHL	7	0	1	0	12					

© 1999-2000 by Pro Hockey Reference.com

FUTURE PENGUINS

JAN ALINC

Center

HT/AWT: 6'2"

190 lbs.

Born: Barry, Crest, May 27, 1977

Shoots: Left

Age: 24

Acquired: Pittsburgh's seventh-round choice (163rd overall) in 1992 Entry Draft

Season	Team	League	GP	G	A	PTS	PIM
1991-92	U.S.A.	SHL	26	1	5	7	0
1992-93	U.S.A.	SHL	25	1	7	9	0
1993-94	U.S.A.	SHL	25	1	7	9	0
1994-95	U.S.A.	SHL	17	1	7	9	0
1995-96	U.S.A.	SHL	36	10	9	29	0

JONAS ANDERSSON-JUNKKA

Defense

HT/AWT: 6'2"

169 lbs.

Born: Kurva, Sweden, May 4, 1975

Shoots: Right

Age: 21

Acquired: Pittsburgh's fourth-round choice (104th overall) in 1993 Entry Draft

Season	Team	League	GP	G	A	PTS	PIM
1991-92	Kurva	Sveitser	14	1	7	9	0
1992-93	Kurva	Sveitser	14	1	7	9	0
1993-94	Kurva	Sveitser	14	1	7	9	0
1994-95	Kurva	Sveitser	12	1	7	9	0

JEAN-SEBASTIAN AUBIN

Goalkeeper

HT/AWT: 5'11"

180 lbs.

Born: Montreal, Quebec, July 19, 1977

Catches: Right

Age: 19

Acquired: Pittsburgh's third-round choice (75th overall) in 1993 Entry Draft

Season	Team	League	GP	GA	SA	SO	AVG
1991-92	Montreal	SHL	25	156	26	1	1.44
1992-93	Montreal	SHL	25	207	24	1	1.63
1993-94	Montreal	SHL	27	207	24	1	1.57

BRIAN CALLAHAN

Left Wing

HT/AWT: 6'0"

185 lbs.

Born: Milford, MA, July 13, 1974

Shoots: Left

Age: 22

Acquired: Pittsburgh's 10th-round choice (235th overall) in 1992 Entry Draft

Season	Team	League	GP	G	A	PTS	PIM
1991-92	U.S.A.	SHL	24	1	14	26	0
1992-93	U.S.A.	SHL	24	1	14	26	0
1993-94	U.S.A.	SHL	24	1	14	26	0
1994-95	U.S.A.	SHL	24	1	14	26	0
1995-96	U.S.A.	SHL	26	1	14	26	0

GREG CROZIER

Left Wing

HT/AWT: 6'3"

180 lbs.

Born: Calgary, Alberta, July 6, 1975

Shoots: Left

Age: 20

Acquired: Pittsburgh's third-round choice (73rd overall) in 1994 Entry Draft

Season	Team	League	GP	G	A	PTS	PIM
1991-92	Calgary	SHL	26	0	5	5	0
1992-93	Calgary	SHL	23	0	18	18	0
1993-94	Calgary	SHL	15	0	11	11	0
1994-95	Calgary	SHL	22	0	17	17	0
1995-96	Calgary	SHL	17	0	7	7	0

JASON GODBOUT

Defense

HT/AWT: 5'11"

180 lbs.

Born: Augusta, 5/10/76

Shoots: Left

Age: 20

Acquired: Pittsburgh's ninth-round choice (233rd overall) in 1994 Entry Draft

Season	Team	League	GP	G	A	PTS	PIM
1991-92	U.S.A.	SHL	25	0	2	2	0
1992-93	U.S.A.	SHL	22	0	1	1	0
1993-94	U.S.A.	SHL	25	0	2	2	0

TIM HARBERTS

Center

HT/AWT: 6'1"

185 lbs.

Born: Edina, Minnesota, May 20, 1975

Shoots: Right

Age: 21

Acquired: Pittsburgh's ninth-round choice (234th overall) in 1993 Entry Draft

Season	Team	League	GP	G	A	PTS	PIM
1991-92	Winnipeg	SHL	21	1	25	27	0
1992-93	Winnipeg	SHL	19	1	19	21	0
1993-94	Winnipeg	SHL	26	1	11	22	0
1994-95	Winnipeg	SHL	22	1	11	22	0
1995-96	Winnipeg	SHL	2	0	12	12	0

JAN HRDINA

Right Wing

HT/AWT: 6'0"

190 lbs.

Born: Prácheň, Kladsko, Czech, Feb. 5, 1976

Shoots: Right

Age: 20

Acquired: Pittsburgh's fifth-round choice (128th overall) in 1995 Entry Draft

Season	Team	League	GP	G	A	PTS	PIM
1991-92	Prácheň	SHL	11	1	2	4	0
1992-93	Prácheň	SHL	15	1	11	13	0
1993-94	Prácheň	SHL	17	1	16	21	0
1994-95	Prácheň	SHL	19	1	16	21	0

FUTURE PENGUINS

PASI HUURA Defense HT/AWT: 6'4" 222 lbs.
 Born Tampere, Finland, March 23, 1966 Shoots: Left Age: 30
 Acquired Pittsburgh's 12th round choice (266th overall) in 1991 Entry Draft

Season	Team	League	GP	G	A	PTS	PIM
1986-87	Finland	SM-Liiga	47	1	5	2	15
1987-88	Finland	SM-Liiga	56	2	5	9	17
1988-89	Finland	SM-Liiga	55	1	5	7	17
1989-90	Finland	SM-Liiga	48	1	5	12	16
1990-91	Finland	SM-Liiga	37	1	4	6	15
1991-92	Finland	SM-Liiga	32	2	4	8	12
1992-93	Finland	SM-Liiga	27	1	4	6	11

CLINT JOHNSON Left Wing HT/AWT: 6'2" 200 lbs.
 Born Duluth, MN, April 7, 1976 Shoots: Left Age: 23
 Acquired Pittsburgh's 4th round choice (128th overall) in 1994 Entry Draft

Season	Team	League	GP	G	A	PTS	PIM
1997-98	Duluth East	USHL	24	11	11	33	20
1998-99	Duluth East	USHL	24	15	12	42	20
1999-00	Duluth East	USHL	24	11	11	33	17
2000-01	Duluth East	USHL	11	4	7	15	8

HANS JONSSON Defense HT/AWT: 6'1" 175 lbs.
 Born Jönköping, Sweden, August 2, 1970 Shoots: Left Age: 23
 Acquired Pittsburgh's 11th round choice (286th overall) in 1994 Entry Draft

Season	Team	League	GP	G	A	PTS	PIM
1997-98	Malmö	Sveithróttinn	14	0	1	0	10
1998-99	Malmö	Sveithróttinn	5	0	2	0	20
1999-00	Malmö	Sveithróttinn	17	4	1	8	10
2000-01	Malmö	Sveithróttinn	24	1	1	2	20
2001-02	Malmö	Sveithróttinn	11	0	1	0	10

CHRIS KELLEHER Defense HT/AWT: 6'1" 215 lbs.
 Born Cambridge, Mass., March 23, 1975 Shoots: Left Age: 21
 Acquired Pittsburgh's 13th round choice (330th overall) in 1994 Entry Draft

Season	Team	League	GP	G	A	PTS	PIM
1997-98	Cambridge	USHL	28	0	27	0	15
1998-99	Cambridge	USHL	27	1	14	3	15
1999-00	Cambridge	USHL	27	1	21	2	15
2000-01	Cambridge	USHL	35	2	15	4	20
2001-02	Cambridge	USHL	27	0	14	0	15

ALEXEI KOLKUNOV Center HT/AWT: 6'2" 190 lbs.
 Born Belgorod, USSR, Feb. 3, 1977 Shoots: Left Age: 19
 Acquired Pittsburgh's sixth round choice (164th overall) in 1995 Entry Draft

Season	Team	League	GP	G	A	PTS	PIM
1997-98	Belgorod	MHL	1	0	0	0	0
1998-99	Belgorod	MHL	13	4	5	13	0

JIRI KUCERA Right Wing HT/AWT: 5'11" 180 lbs.
 Born Bratislava, Czech, March 28, 1966 Shoots: Right Age: 30
 Acquired Pittsburgh's eighth round choice (152nd overall) in 1987 Entry Draft

Season	Team	League	GP	G	A	PTS	PIM
1987-88	Bratislava	ČSFL	47	14	24	47	17
1988-89	Bratislava	ČSFL	41	24	35	57	25
1989-90	Bratislava	ČSFL	35	17	29	53	19
1990-91	Bratislava	ČSFL	48	22	37	64	27
1991-92	Bratislava	ČSFL	47	17	25	49	17
1992-93	Bratislava	ČSFL	1	1	1	2	0
1993-94	Bratislava	ČSFL	29	15	19	42	18

BRIAN LEITZ Goaltender HT/AWT: 6'2" 185 lbs.
 Born March 18, 1974 Catches: Left Age: 22
 Acquired Pittsburgh's 11th round choice (284th overall) in 1994 Entry Draft

Season	Team	League	GP	MIN	GA	SO	AVG
1997-98	Duluth East	USHL	10	794	50	2	3.28
1998-99	Duluth East	USHL	21	1,171	97	2	4.88
1999-00	Duluth East	USHL	11	639	70	1	6.24

FUTURE PENGUINS

ALEXEI MOROZOV Right Wing HT/AWT: 6'1" 180 lbs.
 Born: Moscow, USSR, Feb. 16, 1977 Shoots: Left Age: 19
 Acquired: Pittsburgh's first round choice (24th overall) in 1995 Entry Draft

Season	Team	League	GP	G	A	PTS	PIM
1993-94	Yuzhny Sputnik	MHL	10	2	1	3	0
1994-95	Yuzhny Sputnik	MHL	45	12	17	29	10
1995-96	Yuzhny Sputnik	MHL	37	12	19	31	20

VALENTIN MOROZOV Center HT/AWT: 5'11" 176 lbs.
 Born: June 1, 1975 Shoots: Left Age: 21
 Acquired: Pittsburgh's sixth round choice (154th overall) in 1994 Entry Draft

Season	Team	League	GP	G	A	PTS	PIM
1993-94	CSKA Moscow	Russian	10	1	1	2	0
1994-95	CSKA Moscow	Russian	34	11	11	22	10
1995-96	CSKA Moscow	Russian	51	22	11	33	10

THOMAS O'CONNOR Defense HT/AWT: 6'2" 180 lbs.
 Born: Springfield, MA, January 9, 1976 Shoots: Left Age: 20
 Acquired: Pittsburgh's fourth round choice (102nd overall) in 1994 Entry Draft

Season	Team	League	GP	G	A	PTS	PIM
1993-94	Springfield	HL	21	0	1	0	10
1994-95	Springfield	HL	21	0	1	0	10
1995-96	Springfield	HL	17	0	1	0	10
1996-97	U.S. National Team	Intl	11	0	2	0	0
1997-98	U.S. National Team	Intl	5	0	2	0	0

DREW PALMER Defense HT/AWT: 6'3" 209 lbs.
 Born: Weyzata, Minnesota, January 10, 1976 Shoots: Left Age: 20
 Acquired: Pittsburgh's seventh round choice (180th overall) in 1994 Entry Draft

Season	Team	League	GP	G	A	PTS	PIM
1993-94	Springfield	HL	21	0	1	0	10
1994-95	Springfield	HL	21	0	1	0	10
1995-96	Springfield	HL	17	0	1	0	10
1996-97	Springfield	HL	17	0	2	0	10

DERRICK PYKE Right Wing HT/AWT: 6'1" 165 lbs.
 Born: Sydney, Nova Scotia, Sept. 29, 1976 Shoots: Right Age: 20
 Acquired: Pittsburgh's seventh round choice (180th overall) in 1995 Entry Draft

Season	Team	League	GP	G	A	PTS	PIM
1993-94	St. John's	Major	26	11	27	28	50
1994-95	St. John's	Major	28	24	33	48	50
1995-96	St. John's	Major	31	22	32	44	50
1996-97	St. John's	Major	46	7	11	18	50
1997-98	St. John's	Major	27	6	9	15	20

MIKA VALILA Center HT/AWT: 6'0" 175 lbs.
 Born: Sodertalje, Sweden, February 20, 1970 Shoots: Left Age: 26
 Acquired: Pittsburgh's seventh round choice (180th overall) in 1990 Entry Draft

Season	Team	League	GP	G	A	PTS	PIM
1993-94	Ilves	Finnish	44	8	15	23	14
1994-95	Ilves	Finnish	51	14	23	37	14
1995-96	Ilves	Finnish	32	4	7	11	14
1996-97	Ilves	Finnish	25	5	11	10	21
1997-98	Ilves	Finnish	34	7	12	19	14
1998-99	Ilves	Finnish	28	14	11	25	10

SERGEI VORONOV Defense HT/AWT: 6'2" 200 lbs.
 Born: Moscow, USSR, May 21, 1971 Shoots: Left Age: 25
 Acquired: Pittsburgh's eighth round choice (206th overall) in 1995 Entry Draft

Season	Team	League	GP	G	A	PTS	PIM
1994-95	Dynamo Moscow	MHL	24	3	4	7	0
1995-96	Dynamo Moscow	MHL	2	0	1	1	0
1996-97	Dynamo Moscow	MHL	57	0	23	0	10

BORIS ZELENKO Right Wing HT/AWT: 6'1" 172 lbs.
 Born: September 12, 1975 Shoots: Right Age: 21
 Acquired: Pittsburgh's eighth round choice (206th overall) in 1994 Entry Draft

Season	Team	League	GP	G	A	PTS	PIM
1993-94	CSKA Moscow	Russian	11	0	1	0	0
1994-95	CSKA Moscow	Russian	36	0	1	0	0
1995-96	CSKA Moscow	Russian	26	0	1	0	0

1996-97 PENGUINS ROSTER

NO. PLAYERS

HOW ACQUIRED (Draft:YR; Pick:O/A-Rnd.) (Trade: Month/Year)

JUNIOR OR COLLEGE HOCKEY

CENTERS

AUBIN, Serge	Entry Draft (1994) (9-18-7)
BELOV, Oleg	Entry Draft (1994) (3-102-4)
BERGMAN, Peter	Entry Draft (1994) (6-150-8)
BOWEN, Brian	Entry Draft (1997) (1-21-1)
10 FRANCIS, Ben	Trade With Hartford (Mar. 1991)
HEIDINA, Jan	Entry Draft (1995) (4-128-5)
- KEDGAS, Rob	Traded
68 KEMPEL, Marc	Entry Draft (1984) (1-1-1)
93 MEDVED, Petr	Trade with NY Rangers (Aug. 1995)
76 PARK, Richard	Entry Draft (1994) (2-50-2)
PILLIS, George G.	Entry Draft (1994) (2-23-2)
SAYOIA, Ryan	Free Agent (Apr. 1996)
- SMOLENSKI, Bryan	Trade With Boston (Aug. 1995)
- ST LOUIS, Josh	Traded
29 TODD, Kevin	Free Agent (July 1996)
12 WELLS, Dennis	Entry Draft (1994) (1-24-1)
29 WRIGHT, Tyler	Trade with Edmonton (June 1996)

Junior (1984-85) (Green Bay)
Europe-Russia (OSKA-Russian Penn)
Junior (WHL) (Kamloops)
College (WCHA) (Minnesota)
Junior (OHL) (S.S. Marlet)
Junior (WHL) (Spokane)
College (ACHA) (Penn. State)
Junior (OHL) (London)
Junior (WHL) (Seattle)
Junior (OHL) (Belleville)
Junior (WHL) (Lehigh Valley)
College (QUAA) (Boston)
College (CCAA) (Michigan St.)
Junior (WHL) (Swift Current)
Junior (WHL) (Prince Albert)
Junior (WHL) (Seattle)
Junior (WHL) (Swift Current)

LEFT WINGS

8 ANIOSKI, Shawn	Free Agent (July 1996)
28 CHRISTIAN, Jeff	Free Agent (Aug. 1994)
16 D'IEDIG, Joe	Entry Draft (1990) (3-11-3)
62 HILGHPALD, Randy	Entry Draft (1991) (2-38-2)
- HILGHPALD, Tom Jr.	Traded
- KANE, Boyd	Entry Draft (1994) (3-23-3)
- KONIK, Bob	Traded
14 LAUER, Brad	Free Agent (Sept. 1995)
- MCGINNEL, Ryan	Traded
31 HOFFER, David	Entry Draft (1993) (3-62-3)
11 STOLANOV, Alek	Trade with Vancouver (Mar. 1996)
- SWITZER, Jason	Traded

Junior (1981-82) (North Star)
Junior (OHL) (Owen Sound)
College (WCHA) (Minnesota)
College (WCHA) (Minnesota Duluth)
College (CCHA) (Boston)
Junior (WHL) (Regina)
College (ECAC) (Harvard)
Junior (WHL) (Regina)
Junior (OHL) (Kitchener)
Junior (OHL) (Peterborough)
Junior (OHL) (Newmarket)
Junior (OHL) (Kitchener)

RIGHT WINGS

- CLIFFORD, Brian	Entry Draft (1991) (5-128-2)
- HANCOCK, Brian	Traded
68 JAGH, Jason T.	Entry Draft (1990) (1-5-1)
- KARAMANOS, Jason	Traded
- MULLIN, Joe	Free Agent (Sept. 1996)
27 MURRAY, Glen	Trade with Boston (Aug. 1995)
54 PATTERSON, Ed	Entry Draft (1991) (7-148-7)
- PROTSI, Yoko Boris	Entry Draft (1996) (4-77-3)
- PYKE, Derek	Traded
9 QUINN, Dan	Free Agent (July 1996)
17 SANDSTROM, Tomas	Trade with Los Angeles (Feb. 1995)
- ZILLENKO, Boris	Entry Draft (1995) (7-209-6)

College (CCHA) (Michigan State)
College (WCHA) (Minnesota)
College (CCHA) (Kalamazoo)
College (ECAC) (Cornell)
College (ECAC) (Boston College)
Junior (OHL) (Sudbury)
Junior (WHL) (Kamloops)
Junior (WHL) (Casper)
Junior (OHL) (London)
College (OHL) (Hull)
Europe-Sweden (Brynäs)
Europe-Russia (OSKA)

DEFENSE

- ALLEN, Peter	Free Agent (Aug. 1995)
3 BERGKVIST, Stefan	Entry Draft (1993) (7-126-1)
- BURENSCHON, Steve	Entry Draft (1984) (5-57-3)
36 CAIGNAULT, G.J.	Trade with St. Louis (Mar. 1996)
36 FOSTER, Corey	Free Agent (Aug. 1995)
4 HATCHEL, Brent	Trade with Dallas (June 1995)
20 JOSEPH, Chris	Waiver Draft (Jan. 1995)
- KRIVICHENKOV, Alexei	Entry Draft (1994) (5-76-3)
18 LEHOUX, Francois	Waiver Draft (Jan. 1995)
15 MIRONOV, Dmitri	Trade with Toronto (July 1995)
34 MOHRN, Jan	Entry Draft (1986) (2-107-4)
- PALMER, Drew	Entry Draft (1984) (12-182-7)
- ROSSIVAL, Michael	Entry Draft (1996) (5-105-4)
7 TAMM, Chris	Entry Draft (1990) (3-85-4)
- YERONOV, Sergei	Entry Draft (1989) (7-201-8)
- WALKER, Bryan	Traded
- WHITE, Kurt	Traded
6 WILKINSON, Ne	Trade with Winnipeg (Dec. 1995)

College (ECAC) (Yale)
Junior (OHL) (London)
Junior (WHL) (Brandon)
Junior (OHL) (London)
Junior (OHL) (Peterborough)
Junior (OHL) (North Bay)
Junior (WHL) (Seattle)
Europe-Russia (OSKA-Husslen Penn)
Junior (OHL) (Victoriaville)
Europe-Russia (Soviet Wings)
College (IHL) (Boston College)
Junior (WHL) (Seattle)
Europe-Czechia (Kladno)
College (CCHA) (Michigan)
Europe-Russia (Dynamo Moscow)
Junior (OHL) (North Bay)
Junior (WHL) (Medicine Hat)

GOALTENDERS

- AUBIN, Jean Sebastien	Entry Draft (1989) (2-26-3)
35 BARRASSO, Tom	Trade with Buffalo (Nov. 1989)
30 BLODGETT, Chopper	Entry Draft (1992) (5-115-5)
- COLLIER, Craig	Entry Draft (1996) (1-23-1)
43 JAMES, Patrick	Entry Draft (1995) (3-134-8)
31 WREGGEE, Ken	Trade with Philadelphia (Feb. 1992)

Junior (OHL) (Sault Ste. Marie)
High School (Adrian High School)
Junior (OHL) (Windsor)
Junior (OHL) (Ottawa)
Junior (OHL) (Stouffville)
Junior (WHL) (Lehigh Valley)

1996 ENTRY DRAFT SELECTIONS



The Penguins top 1996 draft pick, Craig Hillier, is greeted by (l-r) Gary Bettman, GM Craig Patrick and Head Scout Greg Malone.

CRAIG HILLIER

Pos:	Goaltender	Size:	6-1, 174 lbs.				
Age:	18 - Feb. 28, 1978	Born:	Cole Harbour, Nova Scotia				
Catches:	Left	RD/OV:	1st/23rd				
Season	Team	Lea.	GP	G	A	PTS	PIM
1995-96	Ottawa	OHL	44	2439	117	2	288
1994-95	Ottawa	OHL	24	1078	69	1	3.84

Draft Notes: First goaltender selected by the Penguins in the first round since Gord Laxton (13th overall) in 1975.

PAVAL SKRBEK

Pos:	Defense	Size:	6-3, 191 lbs.				
Age:	18 - August 8, 1978	Born:	Kladno, Czech Republic				
Shoots:	Left	RD/OV:	2nd/28th				
Season	Team	Lea.	GP	G	A	PTS	PIM
1995-96	Czech JrH	Fedco Jr.	5	3	2	5	10
	Kladno	Czech Jr.	29	10	12	22	-
	Kladno	Czech	13	0	1	1	-
1994-95	Kladno	Czech Jr.	29	7	6	13	-

Draft Notes: Pick acquired from New Jersey in exchange for Penguins two second round picks (41st and 49th overall).

BOYD KANE

Pos:	Left Wing/Center	Size:	6-1 1/2, 200 lbs.				
Age:	18 - April 18, 1978	Born:	Swift Current, Saskatchewan				
Shoots:	Left	RD/OV:	3rd/72nd				
Season	Team	Lea.	GP	G	A	PTS	PIM
1995-96	Regina	WHL	72	21	42	63	155

Draft Notes: Ranked sixth on Regina in scoring and fourth in penalty minutes.

BORIS PROTSENKO

Pos:	Right Wing	Size:	6-0, 185 lbs.				
Age:	18 - August 21, 1978	Born:	Kiev, Ukraine				
Shoots:	Right	RD/OV:	3rd/77th				
Season	Team	Lea.	GP	G	A	PTS	PIM
1995-96	Calgary	WHL	71	46	29	75	68
1994-95	Ferme	Ter II	47	27	25	52	199

Draft Notes: Played for Team Cherry at the 1996 CHL Chrysler Cup Challenge. Led Calgary in scoring last season.

1996 ENTRY DRAFT SELECTIONS

MICHAL ROZSIVAL

Pos: Defense Size: 6-1, 189 lbs.
 Age: 18 - Sept. 3, 1978 Born: Vlasim, Czech Republic
 Shoots: Right RD/OV: 4th/105th

Season	Team	Lea.	GP	G	A	PTS	PIM
1995-96	Czech 78	Euro. Jr.	5	0	1	1	10
	Jihlava	Czech Jr	36	3	4	7	-
1994-95	Jihlava	Czech Jr	31	8	13	21	-

PETER BERGMAN

Pos: Center Size: 6-1, 195 lbs.
 Age: 18 - April 14, 1978 Born: Regina, Saskatchewan
 Shoots: Left RD/OV: 6th/150th

Season	Team	Lea.	GP	G	A	PTS	PIM
1995-96	Kamloops	WHL	53	8	7	15	23

ERIC MELOCHE

Pos: Right Wing Size: 5-11, 195 lbs.
 Age: 20 - May 1, 1976 Born: Montreal, Quebec
 Shoots: Right RD/OV: 7th/186th

Season	Team	Lea.	GP	G	A	PTS	PIM
1995-96	Corwall	TH	64	68	53	121	162

Draft Notes: Son of goaltending coach and scout, Gilles Meloche. Plans on attending Ohio State University

TIMO SEIKKULA

Pos: Center/Left Wing Size: 6-2, 183 lbs.
 Age: 18 Born: May 27, 1978
 Shoots: Left RD/OV: 9th/238

Season	Team	Lea.	GP	G	A	PTS	PIM
1995-96	Junkkarit	Fin.	-	-	-	-	-

BREAKDOWN ON THE 1996 PENGUINS DRAFT CHOICES

Center:	2	Defense:	2
Right Wing:	2	Goaltender:	1
Left Wing:	1	WHL:	2
Tier II:	1	OHL:	1
		International:	4



Boyd Kane



Boris Protsenko



Pavel Skrbek



CLEVELAND LUMBERJACKS

Gateway Arena, One Center Ice, 200 Huron Road

PHONE: 216-420-0000

Cleveland, OH 44115

FAX: 216-420-2500



DIRECTORY

President/General Manager/Chairman of the Board/President	Larry D. Gordon
Head Coach	Rick Paterson
Assistant Coach	Perry Garrison
Executive Manager	Art Cochr
Assistant Executive Manager	B. Steble
Executive Assistant	Kathryn Adams
Medical Director	Dave Zoraba, Murray Edmonds
Senior Vice President of Business Operations	Kerry Balaz
Vice President - Ticket Sales	Steve Benichu
Director - Advertising/Promotions	Tracy Mann
Director - Broadcast/TV	Larry Eagleson
Director - Group/Party Sales	Dave Gordon
Director - Group Sales	Chris Kravitz
Director - Media Relations & Community Relations	Ken Valdes
Director - Ticket Marketing	Ed Cah
Director - Ticket Operations/Administration	Dave Cah
Director - Youth Hockey	Johnnie Yang
Travel Agent and Representative	Dave Crowe, Jason Nelson, Chad Vito
Sports Corporate Sales Executive	Tim Vito
Corporate Sales Executive	Randy Newer
Accounting Manager	Jayce Berkow
Marketing and Manager	Jeff Cassano
Television and Sports Business Affairs	Eric Dwyer
Business Development	Jeff Kautel, Michael Platt
Crew Manager	B. Turcios
Legal Counsel - American Government	Thomas E. Warren
General Public Accounting	Scott Lewis
Internship	Neil W. Taylor
Safety Captain	Gary Arena
Career Coach	19-941
Radio Network	Phone Sports KR, SportsChannel, Ohio WKRP AM 1205 Cleveland WEIN 1360 AM
WEW 1330 AM - Wough by WLO 9:00 AM, Ewing WLO 9:00 AM, Kinsley WJ 6:00 PM - Mountain	

LARRY GORDON

President and General Manager



Larry Gordon, President/General Manager/Larry Gordon has served as the Chairman of the Board of Governors for the 1986-87 International Hockey League season. Gordon possesses more than 40 years of professional hockey experience as a key executive position at just about every level of competition.

The 1986-87 season marks Gordon's 13th year as president and general manager of the Cleveland Lumberjacks franchise. Gordon has witnessed the league rise from near obscurity during the 1984-85 season to 19 regulars for a 1987-88 season. Gordon has been long involved in the IHL's growth as a franchise owner and a member of the IHL Executive Committee, the Professional Hockey Players Association and the IHL's marketing committee and the league's expansion committee.

As a member of the IHL's Executive Committee, Gordon has worked in the front offices of the Pittsburgh Penguins and Hartford Whalers, as well as the WHA Cleveland Comets. He has also served as President and Executive Director of the World Hockey Association, and various marketing and franchise roles with the CBJ and IHL.

Gordon has achieved the greatest success in hockey with the Lumberjacks, who are entering their fourth season in Cleveland. Under his direction, the Lumberjacks were the IHL's dominant team through the first season, winning six division championships, three overall league regular season crowns, and the Turner Cup championship.

Gordon was also instrumental in establishing a working agreement with the Pittsburgh Penguins, making the Lumberjacks the Penguins' developmental team. For his success, Gordon has twice been named IHL Executive of the Year.

RICK PATERSON

Head Coach



Rick Paterson began his coaching career as head coach of the Lumberjacks after five seasons as the coach on the ice with the Pittsburgh Penguins. Paterson joined the Penguins as a coaching staff member in June of 1986 after a 12-year playing career spanning three nations as a pro. Drafted by Chicago in the 1976 NHL Draft, Paterson spent his entire NHL career with the Blackhawks organization.

Known for his intense, no-nonsense approach to the game, and for his ability to lead his Lumberjacks record for the fastest two shift headed goal scored in a game, which he did in the 2:30 shift at Waukegan during the 1984-85 season.

During his five seasons with the Penguins, Paterson coached an excellent coach under Ben Johnson and Bobby Howe. In 1981-82, Paterson coached the pre-league and prepared game plan strategy for each opponent during the playoffs. He coached as an assistant coach for the 1982-83 season.

Last season, Paterson led the Jets to a 45-27-12 regular season record and has compiled a 106-100-35 total season record in his three seasons with the Lumberjacks.

1996-97 CLEVELAND LUMBERJACKS SCHEDULE

Oct. 4	KANSAS CITY	Jan. 13	MICHIGAN (12:30PM)
Oct. 5	CINCINNATI	Jan. 17	@ Houston
Oct. 11	@ Cincinnati	Jan. 18	@ Houston
Oct. 12	ORLANDO	Jan. 22	@ Detroit
Oct. 18	DETROIT	Jan. 24	ORLANDO
Oct. 19	@ Indianapolis	Jan. 25	@ Indianapolis
Oct. 25	@ Kansas City	Jan. 29	@ Michigan
Oct. 26	@ Chicago	Jan. 31	INDIANAPOLIS
Oct. 29	@ Fort Wayne	Feb. 1	@ Indianapolis
Nov. 1	@ Quebec	Feb. 2	GRAND RAPIDS (11:30PM)
Nov. 3	@ Quebec	Feb. 7	@ Michigan
Nov. 6	@ Cincinnati	Feb. 8	@ Fort Wayne
Nov. 8	@ Michigan	Feb. 9	@ Detroit
Nov. 9	@ Grand Rapids	Feb. 14	FORT WAYNE
Nov. 17	CHICAGO (7:00 PM)	Feb. 15	@ Cincinnati
Nov. 18	@ Grand Rapids	Feb. 16	@ Cincinnati
Nov. 19	FORT WAYNE (12:30 PM)	Feb. 21	@ Manitoba
Nov. 20	@ Fort Wayne	Feb. 22	@ Manitoba
Nov. 22	QUEBEC	Feb. 26	MILWAUKEE (7:00PM)
Nov. 23	QUEBEC	Feb. 28	@ Detroit
Nov. 24	@ Detroit	Mar. 1	CINCINNATI (12:30PM)
Nov. 27	MICHIGAN (7:00PM)	Mar. 2	CINCINNATI (1:30 PM)
Nov. 29	DETROIT	Mar. 7	SAN ANTONIO
Nov. 30	@ Michigan	Mar. 9	SAN ANTONIO (1:30PM)
Dec. 1	MICHIGAN (1:30 PM)	Mar. 11	@ Las Vegas
Dec. 6	FORT WAYNE	Mar. 12	@ Long Beach
Dec. 7	LAS VEGAS	Mar. 13	@ Phoenix
Dec. 11	GRAND RAPIDS (7:03PM)	Mar. 15	@ Las Vegas
Dec. 14	INDIANAPOLIS	Mar. 19	INDIANAPOLIS (7:00 PM)
Dec. 15	MICHIGAN (1:30 PM)	Mar. 21	@ Michigan
Dec. 20	@ Grand Rapids	Mar. 22	FORT WAYNE
Dec. 21	DETROIT	Mar. 23	CHICAGO (1:30PM)
Dec. 22	FORT WAYNE	Mar. 28	@ Orlando
Dec. 25	CINCINNATI	Mar. 29	@ Orlando
Dec. 27	@ Cincinnati	Apr. 2	MILWAUKEE (7:00PM)
Dec. 29	UTAH	Apr. 4	@ Grand Rapids
Dec. 30	@ Indianapolis	Apr. 5	HOUSTON
Jan. 3	PHOENIX	Apr. 6	HOUSTON (7:00PM)
Jan. 4	PHOENIX (12:30PM)	Apr. 11	GRAND RAPIDS
Jan. 5	@ Cincinnati	Apr. 12	@ Grand Rapids
Jan. 10	QUEBEC	Apr. 13	FORT WAYNE (1:30PM)

All home games start at 7:30 unless otherwise noted.

1995-96 SCORING

Name	GP	G	A	PTS	PIM	Name	GP	G	A	PTS	PIM
Parsons, Don	66	50	89	89	104	Reardon, Jason	18	4	3	7	132
Toberts, William	58	37	31	68	300	Cameron, Malcolm	20	2	6	7	5
Petr, Ryan	59	22	25	45	77	MacDonald, Scott	32	0	7	7	38
Savchenkov, Alex	54	21	21	42	72	Coates, Brandon	18	1	5	6	25
Mead, Jeff	61	15	25	40	31	Christian, Brandon	37	1	4	5	219
Foster, Steve	44	3	30	33	64	Skudin, Peter	42	0	4	4	14
Wiegand, Chuck	43	17	14	31	14	Rene, Rich	15	2	1	3	13
Woods, Martin	62	10	21	31	180	Mendezes, Rco	10	0	1	1	8
Russell, Ted	61	6	20	28	44	Gymnash, Sergei	3	0	1	1	0
Weinrich, Jason	68	3	22	26	115	Bradley, John	5	0	0	0	0
Emmett, Rick	38	3	21	24	16	Brewer, Bill	1	0	0	0	2
Wilde, Brent	70	10	15	23	86	Jones, Nick	35	0	0	0	96
Courtemanche, Jason	60	5	15	20	363	Parson, Mike	31	0	0	0	2
Bryd, Rick	50	3	15	15	253	Turcotte, Brad	4	0	0	0	0
Perry, Sean	45	5	6	11	96	W. berg, Joakim	1	0	0	0	0
Krayer, Jan	36	3	7	10	19						

GOALTENDING

Name	GP	W	L	SOL	MIN	GA	SO	AVG
Gregga, Shamus	3	1	0	1	108	6	0	3.35
Lacher, Blaine	8	3	4	1	478	28	0	3.51
Lakso, Patrick	41	20	12	7	2314	149	0	3.86
DeRocheville, Philippe	38	19	11	3	2008	129	1	3.85

JOHNSTOWN CHIEFS

326 Napoleon Street

PHONE: 814-539-1799 Johnstown, PA 15901 FAX: 814-536-1316

DIRECTORY

Chairman of the Board	James M. Edwards Sr.
General Manager	Toby O'Brien
Head Coach/ Director of Hockey Operations	Nick Fotiu
Director of Player Personnel/ Assistant Coach	Scott Allen
Head Trainer	Chris Stewart
Equipment Manager	Dana Henze
Assistant Center	Bill Mendeheff
Director of Media Relations/ Broadcaster	Gregg DeVito
Ticket Manager	Jim Bruzi
Advertising and Promotions Manager	Bob Stuart
Player Community Relations Representative	Brent Wilde
Secretary/ Receptionist	Helen Buchan
Team Physicians	Western PA Orthopedics and Sports Medicine
Team Dentists	Dr. Ed Bender and Dr. Jack Linger
Home Ice	Camden County War Memorial
Seating Capacity	4,050
*Team Colors	Black, Gold, White and Red
Radio Station	WJAC WABJ AM

TOBY O'BRIEN General Manager

Thomas "Toby" O'Brien was named General Manager of the Chiefs on March 8, 1996. O'Brien, who has played as a goaltender for the Chiefs of the now defunct All-American Hockey League, jumped at the chance to return to his former team.

The 29-year-old native of Sandwich, MA spent the past five seasons as the President and Director of Hockey Programs for Great Northern Sports, Inc. in Rockier, NH. O'Brien co-founded the organization which had grown tenfold under his tenure.

O'Brien was also the co-chairman of the committee that brought Junior hockey to New England. The Eastern Junior Hockey League, which has turned out to be an excellent breeding ground for college prospects, will begin its fourth year of operation in '97.

O'Brien's own playing career started in the college ranks with Union (NY) College, a Division II program, from 1984-87. From there O'Brien spent one season playing with the Chiefs of the AHL. O'Brien then attended the New York Rangers training camp in 1988-89, where he was reassigned to Denver of the International Hockey League.

A knee injury prematurely ended O'Brien's playing career, but did not bog him his tenure as Johnstown's fourth General Manager in its nine-year ECHL history.

NICK FOTIU Head Coach

Nick Fotiu enters his second season as the Head Coach/Director of Hockey operations for the Johnstown Chiefs. Fotiu is the third coach in the Chiefs' nine years in the ECHL.

A 13-year veteran of the National Hockey League, Fotiu played in 646 career games with the New York Rangers, Hartford Whalers, Calgary Flames, Philadelphia Flyers and Edmonton Oilers. After learning to play the game at age 17, the Staten Island, NY native signed his first professional contract at age 20. During the 1976-77 season, Fotiu became the first native New Yorker to play for the hometown Rangers. His last NHL season was in 1988-89.

As a coach, Fotiu led the ECHL's Nashville Knights from 1992-93 until 1993-94. During that span, the Knights compiled a 69-61-9 record with two third place finishes in the South Division. In the playoffs the Knights were eliminated in the 1992-93 Division Finals and in the first round of the 1993-94 playoffs. Fotiu also coached the New Jersey Hockey Rollers of Roller Hockey International in the summer of 1994.

1995-96
SEASON REVIEW



1995-96 PENGUINS RESULTS

TM	NO	DATE	RESULT	PENGUINS GOALIE	PENGUINS OR TYING GOAL	WINNING OR TYING GOAL	W/L/T	W-L-T	PTS	GF	GA	PK%	ATTEND
1995													
1	Sat	30	7:00H	4:00	3	Bananas	JAGGER	W	1000	7	6	100%	17,841
2	Mon	2:00H	6:00	6:00	5	Amigos	JAGGER	T	1001	8	14	75%	18,417
3	Thu	10:00H	1:00	5	Bananas	Elvis	L	1002	5	16	71%	21,811	
4	Sat	10:00H	6:45	2	Bananas	NASLUND 1	W	2001	9	10	78	228	18,829
5	Fri	10:00H	2:00PM	3:00	Bananas	NEDVED 1	L	1002	6	27	74	481	19,638
6	Sat	11:00H	7:00	3	Amigos	Whipps	W	1002	6	21	85%	17,717	
7	Thu	10:00H	7:00	5	Bananas	JAGGER	W	1003	8	31	58	571	19,544
8	Sat	10:00H	6:45	2	Bananas	FRANCOIS 1	W	1003	11	16	79	625	19,317
9	Wed	10:00H	1:00	1	Whipps	FRANCOIS 1	W	1003	10	16	82	411	18,144
10	Fri	10:00H	2:00	3	Bananas	WROGON 1	L	1003	13	24	87	407	11,872
11	Sat	10:00H	7:00	4	Wing BAR	MURRAY 1	L	1004	11	16	86	450	17,191
12	Wed	8:00H	1:00	1	Bananas	JOSEPH 1	W	1004	11	23	87	704	18,151
13	Fri	10:00H	6:00	1	Bananas	FRANCOIS 2	W	1004	14	29	84	751	17,191
14	Sat	11:00H	2:00	3	Amigos	Elvis	L	1004	14	41	67%	18,000	
15	Thu	11:00H	4:00	0	Bananas	TENHUA 1	W	1005	21	28	73	641	18,841
16	Fri	11:00H	2:00	2	Bananas	JAGGER	W	1005	14	31	41	714	18,150
17	Sat	10:00H	2:00	3	Whipps	DELMONTE 1	W	1005	26	34	78	741	17,191
18	Fri	10:00H	4:00	3	Bananas	Nedved	L	1005	25	38	61	614	18,000
19	Wed	10:00H	5:00	1	Whipps	Reilly	L	1005	21	31	88	658	17,261
20	Sat	10:00H	6:00	1	Bananas	NEDVED 1	W	1005	27	36	61	611	17,191
21	Thu	10:00H	1:00	1	Bananas	ANDERSON 1	W	1005	24	34	64	621	18,192
22	Thu	10:00H	6:00	3	Whipps	LEFEL 1	W	1005	31	42	62	651	17,192
23	Fri	10:00H	2:00	1	Bananas	JAGGER	W	1005	33	44	71	711	18,192
24	Sat	8:00H	6:00	4	Bar WREG	MURRAY 2	W	1005	25	44	71	709	18,192
25	Thu	8:00H	6:00	3	Amigos	NASLUND 2	W	1005	37	45	77	741	18,192
26	Thu	10:00H	1:00	0	Bar WREG	FRANCOIS 3	W	1005	31	39	84	711	18,192
27	Sat	8:00H	6:00	2	Amigos	NEDVED 2	W	1005	41	49	87	751	18,192
28	Wed	10:00H	3:00	4	Whipps	Kelly	L	1005	41	49	88	711	17,192
29	Fri	10:00H	4:00	1	Whipps	JAGGER	W	1005	45	44	41	741	18,192
30	Sat	10:00H	4:00	3	Whipps	Reilly 1	L	1005	45	51	93	711	17,202
31	Fri	10:00H	2:00	1	Whipps	ANDERSON 2	W	1005	45	48	46	721	17,192
32	Fri	10:00H	2:00	1	Whipps	Elvis	L	1005	41	49	71	709	18,192
33	Sat	10:00H	3:00	1	Whipps	Reilly 1	L	1005	45	47	61	682	17,192
34	Thu	10:00H	4:00	3	Whipps	FRANCOIS 4	W	1005	41	44	74	691	18,192
35	Thu	10:00H	1:00	4	Whipps	Reilly 1	L	1005	41	49	71	709	17,192
36	Sat	10:00H	1:00	3	Bananas	JAGGER	W	1005	51	41	73	741	17,192

1995-96 Results

1995-96 PENGUINS RESULTS

TV NO	DATE	RESULT	PENGUINS GOALIE	WINNING OR Tying GOAL		W/L/T	W-L-T	PTS	GF	GA	ANN. %OT	ATTEND.	
				GOALIE	GOAL								
1996													
1	Mon Jan	1 PSH	2 @ NYR	4	Barnes	Usher	L	14-10-3	31	165	117	141	74,127
2	Tue	1 PSH	4 @ NYR	1	Barnes	RODRI'GUEZ	W	15-10-3	53	167	115	191	81,059
3	Fri	1 PSH	3 @ NYR	2	Barnes	LEMPERER	W	16-10-3	55	192	122	225	107,881
4	Sat	1 PSH	2 @ NYR	3	Angell	DUMAS	L	16-11-3	53	194	174	548	217,937
5	Mon	1 PSH	8 @ NYR	3	Barnes	HAGELAND	W	17-11-3	57	202	125	626	313,591
6	Fri	1 PSH	5 @ NYR	6	Barnes	Stanton	L	17-12-3	57	207	194	674	352,291
7	Sat	1 PSH	8 @ NYR	11	Barnes	Stanton	L	17-13-3	57	215	241	811	353,269
8	Tue	1 PSH	2 @ NYR	5	Angell	Colangelo	W	18-13-3	61	211	149	642	357,143
9	Wed	1 PSH	1 @ NYR	0	Barnes	JOHN	A	18-14-3	59	218	149	666	359,610
10	Mon	2 PSH	1 @ NYR	4 OT	Angell	JHEBCK	A	19-14-3	61	225	155	685	357,165
11	Wed	2 PSH	1 @ NYR	3	Barnes	DEFRONZO	W	20-14-3	64	224	168	671	357,149
12	Sat	2 PSH	1 @ NYR	1	Barnes	NEVENS	W	21-14-3	65	236	169	677	357,517
13	Mon	2 PSH	1 @ NYR	2	Barnes	McDermott	L	21-15-3	61	234	164	683	357,027
14	Wed	2 PSH	1 @ NYR	1	Wheeler	Colangelo	L	21-16-3	61	234	164	684	357,041
15	Sat	2 PSH	2 @ NYR	3	Barnes	Reuter	L	21-17-3	61	232	171	527	349,932
16	Tue	1 PSH	2 @ NYR	5	Wheeler	JACKSON	W	22-17-3	67	244	176	649	352,236
17	Wed	1 PSH	1 @ NYR	1 OT	Wheeler	McDermott	T	22-17-3	69	245	177	542	352,047
18	Sat	1 PSH	6 @ NYR	4	Wheeler	McDermott	W	23-17-3	71	257	184	548	352,181
19	Mon	1 PSH	1 @ NYR	4	Wheeler	McDermott	L	23-18-3	71	260	184	549	352,746
20	Fri	1 PSH	1 @ NYR	3	Barnes	JACKSON	W	24-18-3	73	253	181	542	352,921
21	Sat	1 PSH	4 @ NYR	3 OT	Jordan	JHEBCK	W	25-18-3	75	261	180	545	352,849
22	Mon	1 PSH	2 @ NYR	6	Barnes	Hagan	L	25-19-3	74	260	193	634	353,014
23	Fri	2 PSH	1 @ NYR	4	Angell	JACKSON	A	26-19-3	76	263	197	641	352,831
24	Sat	2 PSH	2 @ NYR	7	BARR	Wheeler	W	26-20-3	77	264	204	653	352,939
25	Tue	2 PSH	1 @ NYR	4	Barnes	McDermott	A	26-21-3	75	275	208	650	354,427
26	Thu	2 PSH	2 @ NYR	7	Barnes	Raboin	L	26-22-3	75	273	215	629	354,629
27	Sat	1 PSH	2 @ NYR	4	Wheeler	JACKSON	A	26-23-3	75	281	219	636	354,117
28	Mon	1 PSH	1 @ NYR	1	Barnes	MCLWAIN	W	27-23-3	81	287	221	641	353,962
29	Tue	1 PSH	2 @ NYR	1	Barnes	SMOLINSKI	W	28-23-3	83	291	214	649	353,517
30	Sat	1 PSH	3 @ NYR	1 OT	Barnes	Stanton	L	28-24-3	81	300	238	650	353,917
31	Wed	1 PSH	2 @ NYR	1	Barnes	Stanton	L	28-25-3	84	304	241	627	353,890
32	Thu	1 PSH	2 @ NYR	1	Wheeler	Stanton	L	28-26-3	84	304	239	618	353,647
33	Sat	1 PSH	4 @ NYR	4	Colangelo	NASLAND	W	29-26-3	90	308	237	523	352,167
34	Mon	1 PSH	5 @ NYR	1	Hagan	SPRENGER	W	30-26-3	94	311	211	423	352,161
35	Sat	2 PSH	5 @ NYR	7	Barnes	SPRENGER	L	30-27-3	89	315	248	576	352,161
36	Sun	2 PSH	8 @ NYR	7	Barnes	AJBOVI'C	W	31-27-3	91	329	250	611	352,207
37	Tue	1 PSH	9 @ NYR	4	Angell	LEMPERER	W	32-27-3	93	344	254	544	352,550
38	Thu	1 PSH	3 @ NYR	2	Barnes	JACKSON	W	33-27-3	101	337	256	531	352,161
39	Sat	2 PSH	2 @ NYR	1	Angell	NEVENS	W	34-27-3	94	339	257	642	352,529
40	Sun	2 PSH	1 @ NYR	4	Barnes	McCall	L	34-28-3	96	340	261	612	352,360
41	Tue	1 PSH	4 @ NYR	2	Barnes	LEMPERER	A	34-29-3	93	344	263	632	352,161
42	Sat	1 PSH	2 @ NYR	1	Angell	JACKSON	A	34-30-3	91	346	264	641	352,211
43	Mon	1 PSH	4 @ NYR	5	Barnes	Stanton	L	34-31-3	93	347	269	630	352,649
44	Wed	1 PSH	2 @ NYR	6	Angell	Reuter	L	34-32-3	100	349	275	626	352,161
45	Thu	1 PSH	1 @ NYR	3	Barnes	McDermott	A	34-33-3	102	357	278	630	353,017
46	Sat	1 PSH	1 @ NYR	6	Barnes	Reuter	L	34-34-3	100	361	284	622	353,555

Totals: 66-102

1995-96 PENGUINS RESULTS

FINAL NHL STANDINGS

EASTERN CONFERENCE							WESTERN CONFERENCE						
NORTHEAST DIVISION							CENTRAL DIVISION						
	W	L	T	GF	GA	PTS		W	L	T	GF	GA	PTS
PITTSBURGH	40	29	4	362	284	102	DETROIT	62	13	7	395	181	131
BOSTON	40	31	11	282	269	111	CHICAGO	46	28	14	273	270	94
MONTREAL	40	32	10	265	248	110	TORONTO	34	36	12	247	352	80
HARTFORD	34	39	9	237	258	77	ST. LOUIS	32	34	16	219	248	89
BUFFALO	35	42	7	247	267	73	WINNIPEG	30	40	6	245	291	78
OTTAWA	18	58	6	181	291	41	DALLAS	20	47	14	227	380	66
ATLANTIC DIVISION							PACIFIC DIVISION						
	W	L	T	GF	GA	PTS		W	L	T	GF	GA	PTS
PHILADELPHIA	45	24	13	282	238	103	COLORADO	47	25	10	296	240	104
NY RANGERS	41	27	14	272	237	98	CALGARY	34	37	11	241	240	79
FLORIDA	41	31	10	254	234	97	VANCOUVER	32	35	15	274	278	79
WASHINGTON	38	32	11	244	204	89	ANAHEIM	26	39	8	234	247	78
TAMPA BAY	28	32	12	236	148	68	EDMONTON	30	41	8	240	304	68
NEW JERSEY	37	33	12	215	202	86	LOS ANGELES	24	40	18	256	302	66
NY ISLANDERS	27	50	10	209	315	54	SAN JOSE	26	50	7	252	387	47

PITTSBURGH PENGUINS FAST FACTS

RECORD IN 10 GAME SEGMENTS

GAMES	RECORD	PTS	GF	GA	RECORD AFTER A WIN	(27-17-3)
1-10	5-2-3	13	41	38	RECORD AFTER A LOSS	(19-14-9)
11-20	7-3-0	14	47	29	RECORD AFTER A TIE	(2-2-0)
21-30	8-2-0	16	55	34	RECORD HAVING A TWO GOAL LEAD	(13-4-0)
31-40	6-4-0	12	43	28	RECORD WHEN BEHIND BY TWO GOALS	(3-23-2)
41-50	5-5-0	10	44	46	FIRST HALF RECORD	(27-11-4)
51-60	5-4-1	11	39	36	SECOND HALF RECORD	(15-14-0)
61-70	6-4-0	12	45	37	HOME RECORD	(52-9-0)
71-80	6-4-0	12	39	34	FIRST HALF	(18-3-0)
81-92	1-1-0	2	10	9	SECOND HALF	(14-1-0)
					ROAD RECORD	(17-20-4)
					FIRST HALF	(10-8-3)
					SECOND HALF	(1-12-1)

RECORD BY MONTHS

October	(4-2-1)
November	(10-3-1)
December	(10-4-1)
January	(7-7-0)
February	(6-5-1)
March	(9-5-0)
April	(3-3-0)

Penguins Power Play:

Overall	50/120 (42%) - 1st in NHL	12 SH Goals Against
At Home	57/101 (57%) - 1st in NHL	8 SH Goals Against
On Road	52/111 (47%) - 1st in NHL	4 SH Goals Against
Overall	78/167 (47%) - 8th in NHL	18 SH Goals Scored
At Home	38/84 (45%) - 7th in NHL	13 SH Goals Scored
On Road	40/83 (48%) - 11th in NHL	5 SH Goals Scored

Penguins Short-Handed:

Overall	50/120 (42%) - 1st in NHL	12 SH Goals Against
At Home	57/101 (57%) - 1st in NHL	8 SH Goals Against
On Road	52/111 (47%) - 1st in NHL	4 SH Goals Against
Overall	78/167 (47%) - 8th in NHL	18 SH Goals Scored
At Home	38/84 (45%) - 7th in NHL	13 SH Goals Scored
On Road	40/83 (48%) - 11th in NHL	5 SH Goals Scored

League Rankings

	No.	Rank
Goal Scoring	549	1st
Goals Allowed	284	25th
Power Play Percentage	56.7%	1st
Penalty Killing Efficiency	83.3%	8th
Power Play Goals Scored	109	1st
Power Play Goals Against	78	14th
Points	102	4th
Wins	40	2nd
Losses	29	6th
Home Wins	37	2nd
Road Wins	17	8th
Points in 12 Goals	623	13th
Short-Handed Goals Scored	18	2nd
Short-Handed Goals Against	12	14th
Net Goals	8	1st

Record by Divisions

	W	L	T	Pts.	Pct.
Northeast	16	10	2	34	69%
Atlantic	12	9	1	27	68%
Central	8	4	0	16	66%
Pacific	7	6	1	15	52%

1995-96 PENGUINS STATISTICS

SCORING															
POS	NO	NAME	GP	G	A	PTS	+/-	PIM	PP	SH	GW	GT	S	PCTG	
C	65	Markus Lonnberg	70	68	97	161	10	54	31	8	4	0	338	20.4	
RW	58	Carson Judge	82	62	87	149	31	76	25	1	12	1	403	15.4	
C	10	Ben Francis	77	27	92	54	25	56	12	1	4	0	158	17.1	
C	94	Petr Nedved	80	45	54	89	37	48	6	1	5	1	204	22.1	
RW	17	Tomás Sandstrom	58	35	35	70	4	69	17	1	2	0	187	19.7	
D	56	Sergei Zubov	64	17	16	34	28	22	3	2	1	0	141	7.8	
C	20	Bryan Smolinski	81	24	40	48	2	69	8	2	1	0	234	10.5	
RW	6	Kewei Miller	68	22	20	42	-8	41	2	7	2	2	146	15.1	
			<u>Sv</u>												
			<u>Pgh</u>	13	6	5	11	4	4	1	0	0	33	18.2	
			<u>Total</u>	81	28	25	52	4	45	3	2	2	170	15.6	
RW	26	Markus Naslund	18	19	24	52	17	55	3	0	4	0	125	15.2	
D	15	Danijel Mrazosec	72	3	31	34	19	88	1	0	1	1	65	3.5	
RW	27	Chris Murray	69	14	16	28	4	57	0	0	2	0	109	14.0	
D	22	Nolan MacKenzie	32	2	21	23	10	32	1	0	0	0	103	1.7	
D	23	Chris Joseph	70	5	14	19	6	21	0	0	1	0	94	5.3	
D	6	Ned Whinston	21	1	4	5	0	35	0	1	1	0	17	5.9	
			<u>Wppg</u>												
			<u>Pgh</u>	41	2	10	12	12	0	0	0	0	42	4.8	
			<u>Total</u>	62	3	14	17	12	0	1	1	0	59	5.1	
LW	51	Steve Rucchin	71	7	7	14	-5	130	0	0	1	0	65	10.4	
D	2	Chris Turner	70	4	10	14	20	153	0	0	1	1	75	5.3	
D	35	J.J. Daigneault	7	0	1	1	0	6	0	0	0	0	3	0	
			<u>ML</u>												
			<u>StL</u>	37	1	3	4	5	24	0	0	0	41	2.2	
			<u>Pgh</u>	13	0	0	0	20	2	0	0	0	13	23.1	
			<u>Total</u>	57	4	7	11	5	53	2	0	0	61	5.8	
D	19	Francois Lecavalier	15	2	9	17	2	161	0	0	0	0	43	4.7	
LW	16	Jon Deery	66	5	5	10	5	88	0	0	3	0	44	11.4	
C	26	Richard Park	56	4	6	10	3	30	0	1	1	0	62	6.5	
C	24	Dave McLewin	1	0	1	1	0	2	0	0	0	0	1	0	
			<u>Off</u>												
			<u>Pgh</u>	16	2	4	6	5	4	0	0	1	0	19	10.5
			<u>Total</u>	19	2	5	7	10	6	0	0	1	0	20	11.0
RW	14	Stef Lower	21	4	1	5	-5	6	1	0	1	0	29	10.8	
D	4	Corey Foster	11	2	2	4	2	2	1	0	0	0	8	25.0	
C	12	Chris Wells	54	2	2	4	-6	59	0	1	0	0	21	8.0	
C	52	Rusty Robinson	31	1	2	3	2	10	0	0	0	0	15	6.7	
G	35	Tom Barabasi	43	0	3	0	0	18	0	0	0	0	0	0	
D	34	Earl Moran	51	1	1	2	-1	47	0	0	0	0	44	2.3	
RW	11	Alek Stepanov	18	0	1	1	-12	123	0	0	0	0	16	0	
			<u>Winn</u>												
			<u>Pgh</u>	10	1	0	1	-1	7	0	0	0	4	25.0	
			<u>Total</u>	18	1	1	2	-13	130	0	0	0	20	5.9	
RW	44	Ed Paterson	25	0	2	2	-5	38	0	0	0	0	17	0	
G	31	Ken Wreggell	37	0	2	0	0	6	0	0	0	0	0	0	
F	56	Drazen Berislawsky	1	0	0	0	1	0	0	0	0	0	0	0	
D	28	Greg Anderson	2	0	0	0	-1	0	0	0	0	0	1	0	
D	33	Nolan Bergqvist	2	0	0	0	0	0	0	0	0	0	4	0	
LW	28	Leif Chisholm	3	0	0	0	0	2	0	0	0	0	0	0	
C	9	Len Barre	5	0	0	0	1	18	0	0	0	0	5	0	
D	38	Peter Aker	8	0	0	0	2	8	0	0	0	0	2	0	
		Bench						12							

PENGUINS TOTALS	82	362	643	1005	1623	109	18	49	3	2645	13.7
OPPONENT TOTALS	82	284	486	778	1601	78	12	29	1	2840	10.0

* NHL Rookie

† Traded by Pittsburgh during the 1995-96 season

GOALTENDING										
NO.	GOALTENDER	GP	MIN	AVG	W-L-T	GA	SA	SV%	SO	EN
31	Ken Wreggell	37	2132	3.24	20-13-2	115	1205	.909	3	4
35	Tom Barabasi	48	2769	3.41	28-16-2	180	1828	.907	2	5
	PENGUINS TOTALS	82	4948	3.44	49-29-4	284	2840	.900	5	9
	OPPONENT TOTALS	82	4948	4.39	29-49-4	362	2645	.863	2	6

1995-96 PENGUINS REVIEW

SEASON HIGHLIGHTS

- Mario Lemieux returns to the Penguins and records four assists against 12 to reach his 600th career goal on Oct. 7
- Tomas Rendheim records his 150th career point on Oct. 17 at Chicago
- Jeremy Jagr records his 100th NHL point on Oct. 20 at Hartford
- Lemieux becomes the 27th player in NHL history to score 100 goals on Oct. 28 at the Gardens and his second-fastest in franchise history (Lemieux-605; Jarome Iginla-675 game)
- Jagr sets NHL record for total hat tricks for the second time in franchise on Oct. 28 at New Jersey
- Ron Francis becomes the 16th player in NHL history to record 600 assists on Nov. 1 vs Tampa Bay
- Lemieux records his first NHL goal on Nov. 1 vs Tampa Bay
- Dave Hedre scores his last NHL goal on Nov. 14 vs Tampa Bay
- Joe Davis records his last NHL goal (the game-winner) on Nov. 14 vs Washington
- The Penguins win eight consecutive games from Nov. 25 to Dec. 31, the second longest streak in club history and tied for second longest in the league this season
- Ron Francis records his 1,200th career point on Dec. 26 vs Buffalo
- Penguins win their 800th game in franchise history with a 9-4 win vs Hartford on Dec. 28
- Lemieux records his 1,300th career point on Jan. 3 vs Detroit
- Lemieux records his 100th point of the season on Jan. 15 vs Colorado, his ninth outscored by 100 or more points
- Ed DeBorja finishes his 50th career game on Jan. 27 vs Philadelphia, a 4-1 win
- Jagr records his 200th point (211 on Feb. 1 vs Boston, to record 100 points) for the first time in his career
- Jagr scores his 200th career goal on Feb. 7 at New Jersey
- Lemieux and Jagr recorded their 50th goals of the season on Feb. 23 vs Hartford, only the second time in NHL history that two players from the same team scored their 50th goals in the same game (Mar. 21 1993, Lemieux and Kevin Stevens vs Edmonton in Chicago)
- Jagr records his 800th career point on Feb. 24 at Montreal
- Francis records his 600th assists on March 9 vs New Jersey to become 100 points for the third time in his career
- Lemieux sets his record for goals in a game, scoring five on May 26 vs St. Louis
- Penguins finish the National Hockey League April 1 after third place in both the regular and playoff
- Penguins set a 25-10 goal differential in a season with 43
- Mike Biechle wins scoring by mark with 140 points and 87 assists, breaking up the line primarily held by Mike Biechle of the Islanders
- Paul Kariya scores at 70:45 of overtime to give the Penguins a 3-2 win over Washington in Game Four of the Eastern Conference Quarterfinals. The game was the third longest overtime game in NHL history
- Lemieux also sets record for hockey in a 7-3 win in Game Five of the Rangers, becoming the Rangers' all-time goals from the Eastern Conference Semifinals
- Lemieux wins his first Hart Trophy as the league MVP and wins his first Art Ross Trophy as Joe, 19
- Lemieux and Jagr are named first team all stars on Jan. 18



Ken Wregget led the Penguins with a 3.21 GAA and a .906 save percentage

Francois Lemieux celebrates his first goal, Nov. 1 vs Tampa Bay (j).



Mario Lemieux ties his club record, scoring five goals on Mar. 26 vs St. Louis (below)



1995-96 PENGUINS SUPERLATIVES

TEAM SINGLE-GAME HIGHLIGHTS

	At Home	On Road
Most Goals Scored	10-0 win vs Tampa Bay, Nov. 7	9-5 win at Boston, Nov. 30 9-1 win at San Jose, Nov. 10
Largest Winning Margin	10-0 win vs Tampa Bay, Nov. 7	9-1 win at San Jose, Nov. 10

TEAM SEASON HIGHLIGHTS

	Overall	Home	Road
Longest Win Streak	8 games Nov. 25-Dec. 9	8 games Jan. 22-Mar. 7	3 games Nov. 30 to Dec. 5
Longest Unbeaten Streak	8 games 8w Nov. 25-Dec. 9	8 games 8w Jan. 22-Mar. 7	6 games 4w, 2l Oct. 20-Nov. 10

GOALTENDING HIGHLIGHTS

Most Saves in a Game	43	- Ken Wregget, Dec. 17 - in 6-5 loss at Philadelphia
Most Consecutive Starts	12	- Ken Wregget, Dec. 3-Dec. 28, Record: 8-4-0
Longest Win Streak	5	- Tom Barrasso, Nov. 4-Nov. 17
	5	- Ken Wregget, Nov. 30 to Dec. 9

INDIVIDUAL SINGLE-GAME HIGHLIGHTS

	At Home	On Road
Most Goals	5 - Mario Lemieux (Mar. 26 at St. Louis)	4 - Mario Lemieux (Nov. 30 at Boston)
Most Assists	6 - Mario Lemieux (Nov. 10 vs Tampa Bay)	4 - Mario Lemieux (Nov. 10 at San Jose) - Mario Lemieux (Dec. 3 at Tampa Bay) - Ron Francis, Mar. 24 at NY Rangers - Petr Nedved, Mar. 24 at NY Rangers - Mario Lemieux (Apr. 14 at Atlanta)
Most Points	7 - Mario Lemieux (Nov. 7 vs Tampa Bay) - Mario Lemieux (Mar. 26 vs St. Louis)	5 - Jaromir Jagr (Oct. 14 at Colorado) - Ron Francis (Nov. 10 at San Jose) - Mario Lemieux (Nov. 10 at San Jose) - Petr Nedved (Mar. 24 at NY Rangers) - Mario Lemieux (Apr. 14 at Boston)

INDIVIDUAL SEASON HIGHLIGHTS

Most Goals	69	- Mario Lemieux
Most Assists	92	- Ron Francis, Mario Lemieux
Most Points	161	- Mario Lemieux
Most Penalty Minutes	161	- Francois Leroux
Most Shots	403	- Jaromir Jagr
Most Power Play Goals	37	- Mario Lemieux
Most Short-Handed Goals	8	- Mario Lemieux
Most Game-Winning Goals	12	- Jaromir Jagr
Most Games Played	82	- Jaromir Jagr
Highest Plus/Minus Rating	-37	- Petr Nedved
Top Scoring Center	Mario Lemieux - 161 pts (69g, 92a)	
Top Scoring Right Wing	Jaromir Jagr - 149 pts (62g, 87a)	
Top Scoring Left Wing	Petr Nedved - 99 pts (45g, 54a)	
Top Scoring Defenseman	Sergei Zubov - 66 pts (11g, 55a)	
Top Scoring Rookie	Dave Roche - 14 pts (7g, 7a)	
Longest Goal-Scoring Streak	6 games - Petr Nedved, Jan. 3-13 (7g)	
Longest Assist Streak	10 games - Mario Lemieux, Dec. 3-22 (17a) - Ron Francis, Mar. 5-26 (19a)	
Longest Point Streak	16 games - Mario Lemieux, Nov. 18-Dec. 22 (13g, 23a)	
Most Goals at Home	44	- Mario Lemieux
Most Goals on Road	30	- Jaromir Jagr
Most Assists at Home	63	- Ron Francis
Most Assists on Road	36	- Jaromir Jagr
Most Points at Home	104	- Mario Lemieux
Most Points on Road	66	- Jaromir Jagr

1995-96 PITTSBURGH PENGUINS TRANSACTIONS

June 20	MARIO LEMIEUX announces that he will return for the 1995-96 season
July 8	DMITRI MIRONOV acquired from Toronto along with Toronto's second round draft pick in the 1996 Entry Draft for Larry Murphy
August 2	BRYAN SMOLINSKI and GLEN MURRAY acquired from Boston, along with Boston's third round draft pick in the 1996 NHL Entry Draft, for Kevin Stevens and Brian McCabe
August 6	TOMAS SANDSTROM signed to a new contract
August 8	COREY FOSTER signed to a contract
August 10	DRAKE BEREHOWSKY signed to a new contract
August 16	CHRIS JOSEPH signed to a new contract
August 19	DMITRI MIRONOV signed to a new contract
August 19	EVGENY DAVYDOV signed to a try-out contract
August 31	SERGEI ZUBOV and PETR NEDVED acquired from the NY Rangers for Uli Salmelainen and Luc Robitaille
September 8	GLEN MURRAY signed to a new contract
September 11	ED PATTERSON signed to a new contract
September 13	STEFAN BERGKVIST signed to a contract
September 18	RICK BENNETT and VIACHESLAV BUTSAYEV were released
September 19	SERGE AUBIN , BRAD LAUER , DOMENIC PITTIS , RYAN SAVOIA , JOE TAMMINEN , SEAN SELMSER , PETER ALLEN , STEFAN BERGKVIST and CHRIS TOK assigned to Cleveland (IHL)
September 19	JEAN SEBASTIAN AUBIN assigned to Sherbrooke (QMJHL)
September 19	FRANK IVANKOVIC assigned to Oshawa (OHL)
September 18	SVEN BUTENSCHON assigned to Brandon (WHL)
September 18	DREW PALMER and JAN HRDINA assigned to Seattle (WHL)
September 18	MIKHAIL KAZAKEVICH assigned to Moncton (QMJHL)
September 16	DERRICK PYKE assigned to Halifax (QMJHL)
September 21	PHILIPPE DEROUVILLE , PATRICK LALIME , ALEXEI KRIVCHENKOV , SERGEI VORONOV and OLEG BELOV assigned to Cleveland (IHL)
September 25	EVGENY DAVYDOV released
September 25	GREG ANDRUSAK assigned to Detroit (IHL)
October 2	JEFF CHRISTIAN and BILL ARMSTRONG assigned to Cleveland (IHL)
October 4	LEN BARRIE , DRAKE BEREHOWSKY , RUSTY FITZGERALD and COREY FOSTER assigned to Cleveland (IHL)
October 10	GREG ANDRUSAK recalled from Detroit (IHL)
October 15	GREG ANDRUSAK assigned to Detroit (IHL)
November 7	RUSTY FITZGERALD recalled from Cleveland (IHL)
November 9	GREG ANDRUSAK recalled from Detroit (IHL)
November 9	GREG ANDRUSAK assigned to Detroit (IHL)
November 24	PETER ALLEN recalled from Cleveland (IHL)
November 29	PETER ALLEN assigned to Cleveland (IHL)
December 4	PATRICK LALIME recalled from Cleveland (IHL)
December 6	RUSTY FITZGERALD and PATRICK LALIME assigned to Cleveland (IHL)
December 6	PATRICK LALIME recalled from Cleveland (IHL)
December 22	PATRICK LALIME assigned to Cleveland (IHL)
December 28	NEIL WILKINSON acquired from Winnipeg for Norm Maciver
December 31	PETER ALLEN recalled from Cleveland (IHL)
January 5	RUSTY FITZGERALD recalled from Cleveland (IHL)

1995-96 PITTSBURGH PENGUINS TRANSACTIONS

January 6	JEFF CHRISTIAN recalled from Cleveland (IHL)
January 9	PETER ALLEN and JEFF CHRISTIAN assigned to Cleveland (IHL)
January 17	LEN BARRIE and JEFF CHRISTIAN recalled from Cleveland (IHL)
January 19	LEN BARRIE and JEFF CHRISTIAN assigned to Cleveland (IHL)
January 22	PETER ALLEN recalled from Cleveland (IHL)
January 28	PETER ALLEN and RUSTY FITZGERALD assigned to Cleveland (IHL)
January 30	LEN BARRIE recalled from Cleveland (IHL)
February 5	PHILIPPE DEROUVILLE recalled from Cleveland (IHL)
February 6	LEN BARRIE assigned to Cleveland (IHL)
February 13	PHILIPPE DEROUVILLE assigned to Cleveland (IHL)
February 16	STEFAN BERGKVIST recalled from Cleveland (IHL)
February 18	PHILIPPE DEROUVILLE recalled from Cleveland (IHL)
February 19	PHILIPPE DEROUVILLE assigned to Cleveland (IHL)
February 20	BRAD LAUER recalled from Cleveland (IHL)
March 1	DAVE MCLLWAIN acquired from Ottawa for the Penguins eighth round draft choice in the 1998 Entry Draft
March 4	RICHARD PARK assigned to Belleville (IHL)
March 6	COREY FOSTER recalled from Cleveland (IHL)
March 15	DRAKE BEREHOWSKY recalled from Cleveland (IHL)
March 19	DRAKE BEREHOWSKY and STEFAN BERGKVIST assigned to Cleveland (IHL)
March 20	COREY FOSTER and BRAD LAUER assigned to Cleveland (IHL)
March 20	KEVIN MILLER acquired from San Jose for the Penguins fifth round draft choice in the 1998 NHL Entry Draft and future considerations
March 20	J.J. OIGNEAULT acquired from St. Louis for the Penguins sixth round draft choice in the 1998 NHL Entry Draft
March 25	ALEK STOJANOV acquired from Vancouver for MARKUS NASLUND
March 27	BRAD LAUER recalled from Cleveland (IHL)
March 29	COREY FOSTER recalled from Cleveland (IHL)

THE OPPONENTS





PITTSBURGH VS BOSTON



1990-96	GP	W	L	T	PTS	GF	GA	PPG	SHG	PEN	PIM
PITTSBURGH	5	0	2	0	0	29	27	9/24	2	35	75
BOSTON	5	2	3	0	4	27	29	10/31	1	30	63

AT PITTSBURGH (2-0-0)

Nov. 30 PITTSBURGH @ BOSTON (WHLGGGT) at Boston (R/Batley);
 Jan. 22 Boston (R/Ranford) at PITTSBURGH (WHLGGGT);
 Feb. 6 Boston (R/Ranford) at PITTSBURGH (WHLGGGT);
 Mar. 14 Pittsburgh @ (Wheggett) at BOSTON (R/RANFORD);
 Apr. 14 Pittsburgh (R) (Massell) at BOSTON (R/RANFORD);
 * Lemieux scored at 77:02 on Nov. 30.
 * Lemieux scored at 1:54 of overtime on Jan. 22.

AT BOSTON (1-2-0)

WH - Lemieux
 WG - Lemieux
 WG - Jagr
 WG - Touchet
 WG - Horvath

GOALS & SHOTS BY PERIODS

	1ST	2ND	3RD	OVT	TOTAL
PITTSBURGH	0-0	3-0	11-0	1-1	24-10
BOSTON	3-0	9-0	12-0	0-0	24-10

PITTSBURGH	GP	G	A	PTS	PIM	SO	+	-	BOSTON	GP	G	A	PTS	PIM	SO	+	-
Lemieux	5	7	15	2	25	0	+	-	Bourque	5	3	10	11	4	21	+	-
Jagr	5	5	7	12	6	30	+	-	Outter	5	0	10	0	2	15	+	-
Nedved	5	3	7	10	6	13	+	-	McEwen	5	3	5	6	4	19	+	-
Stankovik	5	3	4	7	2	17	+	-	Fis	4	2	4	6	4	12	+	-
Francis	5	1	5	6	6	7	+	-	Seely	1	3	2	5	0	14	+	-
Zubov	5	0	6	2	7	+	-	-	Sturped	5	1	4	5	2	16	+	-
Murray	3	3	1	4	2	6	+	-	Touchet	2	4	0	4	6	7	+	-
Krasniak	4	0	4	4	2	6	+	-	Dimitro	5	1	1	4	2	7	+	-
Randstrom	3	2	1	3	10	0	+	-	Moger	5	2	2	4	0	6	+	-
Murray	5	0	3	3	2	3	+	-	D. Swanney	5	0	3	3	2	15	+	-
Mier	1	2	0	2	0	6	+	-	Battle	2	1	1	2	6	4	+	-
Tasari	4	1	1	2	2	11	+	-	Zombo	3	1	1	2	4	3	+	-
Dunbar	5	1	0	1	15	2	+	-	McLaren	4	1	1	2	0	6	+	-
Dunbar	1	0	1	0	0	2	+	-	Henric	5	1	5	2	2	11	+	-
McGee	1	0	1	0	0	0	+	-	Cook	1	1	0	1	0	3	+	-
Alford	2	0	1	1	2	3	+	-	Kuuskoski	1	1	0	1	0	4	+	-
Boche	2	0	1	1	2	2	+	-	Guastone	2	0	1	1	4	4	+	-
Park	3	0	1	1	4	2	+	-	Red	3	0	1	1	0	10	+	-
Allen	1	0	0	0	0	0	+	-	Spill	5	0	1	1	0	10	+	-
Burasso	1	0	0	0	2	0	+	-	Batley	1	0	0	0	0	0	+	-
Burns	1	0	0	0	2	0	+	-	B. Hunter	1	0	0	0	0	0	+	-
Fitzgerald	2	0	0	0	0	2	+	-	Ray	1	0	0	0	0	0	+	-
Foster	2	0	0	0	0	0	+	-	Stuart	1	0	0	0	0	0	+	-
Lester	2	0	0	0	0	1	+	-	Stewart	1	0	0	0	0	1	+	-
Mullighan	2	0	0	0	0	0	+	-	V. St-John	1	0	0	0	0	0	+	-
Patterson	2	0	0	0	0	1	+	-	Bredons	2	0	0	0	7	0	+	-
Wells	3	0	0	0	6	1	+	-	Chynoweth	2	0	0	0	2	4	+	-
Wilkinson	3	0	0	0	2	1	+	-	Felton	2	0	0	0	0	0	+	-
Joseph	4	0	0	0	2	4	+	-	Gruber	2	0	0	0	0	0	+	-
Lynch	4	0	0	0	2	3	+	-	Leach	3	0	0	0	0	2	+	-
Wheggett	4	0	0	0	0	0	+	-	F. Swanney	3	0	0	0	2	2	+	-
									Ranford	4	0	0	0	0	0	+	-
TOTAL	5	(29-51-80)	75	166					TOTAL	5	(27-48-75)	63	196				

GOALTENDERS	GP	MP	GF	GA	ENG	SO	AVG	SHOTS	SPCT.	W-L-T
Wheggett (P)	4	241:30	24	21	0	0	5.27	150	.655	3-1-0
Burasso (P)	1	54:31	5	5	0	0	5.12	40	.600	0-1-0
PITTSBURGH TOTAL	5	301:54	29	27	0	0	5.37	196	.662	3-2-0
Ranford (R)	4	241:13	21	20	0	0	4.97	137	.648	2-0-0
Sturped (R)	1	54:54	4	4	0	0	7.28	22	.818	0-1-0
Batley (R)	1	57:22	2	5	0	0	11.10	12	.583	0-0-0
BOSTON TOTAL	5	301:54	27	29	0	0	5.76	166	.825	2-3-0

POWER PLAY GOALS:

PITTSBURGH (3) for 24: Lemieux 5, Nadeau 2, Sandstrom, Smyth 1.
 BOSTON (1) for 20: Boraso 2. Moger 2, Bourque, E. J.

SHORT HANDED GOALS:

PITTSBURGH (2) - Curran, Nedved
 BOSTON (1) - Bourque

HAT TRICKS:

PITTSBURGH (1) - Lemieux (Nov. 30)
 BOSTON (1) - Touchet (Mar. 14)



TED NOLAN

BUFFALO SABRES



PAT LAFONTAINE

Location: One Main Street, Buffalo, N.Y. 14203
 Founded: 1970
 President/CEO: Douglas G. Mason
 General Manager: John Mackay
 Head Coach: Ted Nolan
 NHL Career Record (Seasons): 34-22-11
 Assistant Coaches: Don Collins, Paul Thompson
 Vice President/Communications: Terry Matthews
 Director of Public & Media Relations: Jeff Matthews
 Director of Information: Bruce Mackay
 Media Relations Director: Gil Christman
 Trainer: Jim Pizzolli
 Arena (Capacity): Mellon Arena (18,600)
 General Office Phone: (716) 354-1100
 Press Box Phone: 10A
 FAX Phone: (716) 16A
 Starting Times of Games: 7:30A
 Team Colors: Black, White, Red, Gray and Blue
 Radio: WGP (Sat AM 3, 6, 9, 12, 4PM)
 Commercial TV: WIVB-TV
 Cable TV: Empire Sports Network
 All-Time NHL Record: 164-167-114
 1995-96 Record: 33-40-7
 1995-96 Finish: 8th (Northwest Division)
 1996 Playoff Record: Did Not Qualify for Playoffs
 1995-96 Top Scorer: Pat Lafontaine (44, 27)
 Stanley Cup Titles: None

All-Time Buffalo Scorer vs. Pittsburgh:
 G: 66, A: 69, P: 34, S: 30
 All-Time Pittsburgh Scorer vs. Buffalo:
 G: 47, A: 49, P: 29, S: 29
 Longest Buffalo Win Streak vs. Pittsburgh:
 5 (Oct. 24, 1988 - Oct. 15, 1990)
 Longest Pittsburgh Win Streak vs. Buffalo:
 4 (Feb. 29, 1987 - Dec. 21, 1987)
 Longest Buffalo Undefeated Streak vs. Pittsburgh:
 3 (Oct. 10, 1984 - Dec. 31, 1987) 3-0-0
 Longest Pittsburgh Undefeated Streak vs. Buffalo:
 10 (Oct. 27, 1985 - Feb. 10, 1986) 6-0-4
 Last Pittsburgh Win at Home:
 Jan. 26, 1995 (3-0) vs. Buffalo
 Last Buffalo Win at Home:
 Feb. 27, 1995 (4-1) vs. Pittsburgh
 Last Pittsburgh Win at Buffalo:
 Jan. 11, 1995 (4-0) vs. Buffalo
 Last Buffalo Win at Pittsburgh:
 Mar. 29, 1995 (5-1) (Nolan's last win)
 Most Goals by Pittsburgh vs. Buffalo:
 6 (Oct. 13, 1987) (P: 6)
 Most Goals by Buffalo vs. Pittsburgh:
 10 (Oct. 1, 1992) (B: 10) (Mar. 1, 1993) (B: 10)
 Most Goals by Both Teams:
 15 (Mar. 10, 1984) (T: 7) (Oct. 12, 1986) (B: 8)
 Last Pittsburgh Shutout vs. Buffalo:
 Jan. 17, 1995 (1-0) (Top Briand)
 Last Buffalo Shutout vs. Pittsburgh:
 Feb. 7, 1990 (4-0) (Top Lisowski)
 Last Pittsburgh Hat Trick vs. Buffalo:
 Feb. 11, 1995 - Mark Lemke
 Last Buffalo Hat Trick vs. Pittsburgh:
 Oct. 10, 1996 - Garry Anderson
 Last Pittsburgh Trade with Buffalo: Mar. 27, 1990
 (Mark Lemke to Pittsburgh for Rob Kelly)
 Overtime Record vs. Pittsburgh: 3-2-2

PITTSBURGH PENGUINS vs. BUFFALO SABRES

YEAR	TOTAL	HOME	ROAD	REGULAR SEASON					
				TOTAL	HOME	ROAD	GF-GA		
1970-71	2-1-1	0-0-1	0-0-0	11-20	1981-82	3-1-0	0-0-0	1-11	
1971-72	1-2-8	0-1-2	1-1-1	14-15	1982-83	3-2-7	0-0-1	0-10	5-12
1972-73	0-2-2	0-2-2	0-0-0	11-14	1983-84	2-0-1	1-0-1	1-10	1-5
1973-74	0-2-0	0-2-0	0-0-0	10-15	1984-85	2-0-1	1-0-1	1-10	1-10
1974-75	0-2-2	0-2-2	0-0-0	18-20	1985-86	0-0-0	0-0-0	0-11	16-9
1975-76	1-1-0	1-1-0	0-0-0	17-22	1986-87	1-2-0	1-0-1	0-11	13-11
1976-77	4-1-1	3-0-0	1-0-1	20-27	1987-88	0-0-0	0-0-0	1-11	0-11
1977-78	0-1-5	0-0-2	0-1-3	17-17	1988-89	0-0-1	1-0-1	1-10	14-10
1978-79	0-0-2	0-0-1	0-0-1	14-11	1989-90	2-1-0	1-1-0	1-10	14-11
1979-80	1-1-0	0-0-0	0-1-0	0-20	1990-91	3-1-0	2-0-1	1-10	21-13
1980-81	0-1-1	0-0-0	0-1-1	11-11	1991-92	3-1-0	2-0-1	1-11	17-13
1981-82	1-1-1	1-1-0	0-1-0	11-15	1992-93	2-0-1	2-0-1	1-11	17-13
1982-83	1-1-1	1-0-0	0-1-1	12-18	1993-94	3-2-1	2-0-1	1-11	17-12
					TOTAL	37-42-28	24-16-13	12-26-15	363-418

1995-96 SEASON NOTES: (Nov. 3 P-3) (Oct. 30 T) - The Sabres' first home win since 1991-92. (Nov. 10 P-3) (Nov. 17 P-3) (Nov. 24 P-3) (Dec. 1 P-3) (Dec. 8 P-3) (Dec. 15 P-3) (Dec. 22 P-3) (Dec. 29 P-3) (Jan. 5 P-3) (Jan. 12 P-3) (Jan. 19 P-3) (Jan. 26 P-3) (Feb. 2 P-3) (Feb. 9 P-3) (Feb. 16 P-3) (Feb. 23 P-3) (Mar. 1 P-3) (Mar. 8 P-3) (Mar. 15 P-3) (Mar. 22 P-3) (Mar. 29 P-3) (Apr. 5 P-3) (Apr. 12 P-3) (Apr. 19 P-3) (Apr. 26 P-3) (May 3 P-3) (May 10 P-3) (May 17 P-3) (May 24 P-3) (Jun 1 P-3) (Jun 8 P-3) (Jun 15 P-3) (Jun 22 P-3) (Jun 29 P-3) (Jul 6 P-3) (Jul 13 P-3) (Jul 20 P-3) (Jul 27 P-3) (Aug 3 P-3) (Aug 10 P-3) (Aug 17 P-3) (Aug 24 P-3) (Aug 31 P-3) (Sep 7 P-3) (Sep 14 P-3) (Sep 21 P-3) (Sep 28 P-3) (Oct 5 P-3) (Oct 12 P-3) (Oct 19 P-3) (Oct 26 P-3) (Nov 2 P-3) (Nov 9 P-3) (Nov 16 P-3) (Nov 23 P-3) (Nov 30 P-3) (Dec 7 P-3) (Dec 14 P-3) (Dec 21 P-3) (Dec 28 P-3) (Jan 4 P-3) (Jan 11 P-3) (Jan 18 P-3) (Jan 25 P-3) (Feb 1 P-3) (Feb 8 P-3) (Feb 15 P-3) (Feb 22 P-3) (Feb 29 P-3) (Mar 6 P-3) (Mar 13 P-3) (Mar 20 P-3) (Mar 27 P-3) (Apr 3 P-3) (Apr 10 P-3) (Apr 17 P-3) (Apr 24 P-3) (Apr 30 P-3) (May 7 P-3) (May 14 P-3) (May 21 P-3) (May 28 P-3) (Jun 4 P-3) (Jun 11 P-3) (Jun 18 P-3) (Jun 25 P-3) (Jul 2 P-3) (Jul 9 P-3) (Jul 16 P-3) (Jul 23 P-3) (Jul 30 P-3) (Aug 6 P-3) (Aug 13 P-3) (Aug 20 P-3) (Aug 27 P-3) (Sep 3 P-3) (Sep 10 P-3) (Sep 17 P-3) (Sep 24 P-3) (Oct 1 P-3) (Oct 8 P-3) (Oct 15 P-3) (Oct 22 P-3) (Oct 29 P-3) (Nov 5 P-3) (Nov 12 P-3) (Nov 19 P-3) (Nov 26 P-3) (Dec 3 P-3) (Dec 10 P-3) (Dec 17 P-3) (Dec 24 P-3) (Dec 31 P-3) (Jan 7 P-3) (Jan 14 P-3) (Jan 21 P-3) (Jan 28 P-3) (Feb 4 P-3) (Feb 11 P-3) (Feb 18 P-3) (Feb 25 P-3) (Mar 3 P-3) (Mar 10 P-3) (Mar 17 P-3) (Mar 24 P-3) (Mar 31 P-3) (Apr 7 P-3) (Apr 14 P-3) (Apr 21 P-3) (Apr 28 P-3) (May 5 P-3) (May 12 P-3) (May 19 P-3) (May 26 P-3) (Jun 2 P-3) (Jun 9 P-3) (Jun 16 P-3) (Jun 23 P-3) (Jun 30 P-3) (Jul 7 P-3) (Jul 14 P-3) (Jul 21 P-3) (Jul 28 P-3) (Aug 4 P-3) (Aug 11 P-3) (Aug 18 P-3) (Aug 25 P-3) (Sep 1 P-3) (Sep 8 P-3) (Sep 15 P-3) (Sep 22 P-3) (Sep 29 P-3) (Oct 6 P-3) (Oct 13 P-3) (Oct 20 P-3) (Oct 27 P-3) (Nov 3 P-3) (Nov 10 P-3) (Nov 17 P-3) (Nov 24 P-3) (Dec 1 P-3) (Dec 8 P-3) (Dec 15 P-3) (Dec 22 P-3) (Dec 29 P-3) (Jan 5 P-3) (Jan 12 P-3) (Jan 19 P-3) (Jan 26 P-3) (Feb 2 P-3) (Feb 9 P-3) (Feb 16 P-3) (Feb 23 P-3) (Feb 29 P-3) (Mar 6 P-3) (Mar 13 P-3) (Mar 20 P-3) (Mar 27 P-3) (Apr 3 P-3) (Apr 10 P-3) (Apr 17 P-3) (Apr 24 P-3) (Apr 30 P-3) (May 7 P-3) (May 14 P-3) (May 21 P-3) (May 28 P-3) (Jun 4 P-3) (Jun 11 P-3) (Jun 18 P-3) (Jun 25 P-3) (Jul 2 P-3) (Jul 9 P-3) (Jul 16 P-3) (Jul 23 P-3) (Jul 30 P-3) (Aug 6 P-3) (Aug 13 P-3) (Aug 20 P-3) (Aug 27 P-3) (Sep 3 P-3) (Sep 10 P-3) (Sep 17 P-3) (Sep 24 P-3) (Sep 30 P-3) (Oct 7 P-3) (Oct 14 P-3) (Oct 21 P-3) (Oct 28 P-3) (Nov 4 P-3) (Nov 11 P-3) (Nov 18 P-3) (Nov 25 P-3) (Dec 2 P-3) (Dec 9 P-3) (Dec 16 P-3) (Dec 23 P-3) (Dec 30 P-3) (Jan 6 P-3) (Jan 13 P-3) (Jan 20 P-3) (Jan 27 P-3) (Feb 3 P-3) (Feb 10 P-3) (Feb 17 P-3) (Feb 24 P-3) (Feb 30 P-3) (Mar 7 P-3) (Mar 14 P-3) (Mar 21 P-3) (Mar 28 P-3) (Apr 4 P-3) (Apr 11 P-3) (Apr 18 P-3) (Apr 25 P-3) (Apr 30 P-3) (May 7 P-3) (May 14 P-3) (May 21 P-3) (May 28 P-3) (Jun 4 P-3) (Jun 11 P-3) (Jun 18 P-3) (Jun 25 P-3) (Jul 2 P-3) (Jul 9 P-3) (Jul 16 P-3) (Jul 23 P-3) (Jul 30 P-3) (Aug 6 P-3) (Aug 13 P-3) (Aug 20 P-3) (Aug 27 P-3) (Sep 3 P-3) (Sep 10 P-3) (Sep 17 P-3) (Sep 24 P-3) (Sep 30 P-3) (Oct 7 P-3) (Oct 14 P-3) (Oct 21 P-3) (Oct 28 P-3) (Nov 4 P-3) (Nov 11 P-3) (Nov 18 P-3) (Nov 25 P-3) (Dec 2 P-3) (Dec 9 P-3) (Dec 16 P-3) (Dec 23 P-3) (Dec 30 P-3) (Jan 6 P-3) (Jan 13 P-3) (Jan 20 P-3) (Jan 27 P-3) (Feb 3 P-3) (Feb 10 P-3) (Feb 17 P-3) (Feb 24 P-3) (Feb 30 P-3) (Mar 7 P-3) (Mar 14 P-3) (Mar 21 P-3) (Mar 28 P-3) (Apr 4 P-3) (Apr 11 P-3) (Apr 18 P-3) (Apr 25 P-3) (Apr 30 P-3) (May 7 P-3) (May 14 P-3) (May 21 P-3) (May 28 P-3) (Jun 4 P-3) (Jun 11 P-3) (Jun 18 P-3) (Jun 25 P-3) (Jul 2 P-3) (Jul 9 P-3) (Jul 16 P-3) (Jul 23 P-3) (Jul 30 P-3) (Aug 6 P-3) (Aug 13 P-3) (Aug 20 P-3) (Aug 27 P-3) (Sep 3 P-3) (Sep 10 P-3) (Sep 17 P-3) (Sep 24 P-3) (Sep 30 P-3) (Oct 7 P-3) (Oct 14 P-3) (Oct 21 P-3) (Oct 28 P-3) (Nov 4 P-3) (Nov 11 P-3) (Nov 18 P-3) (Nov 25 P-3) (Dec 2 P-3) (Dec 9 P-3) (Dec 16 P-3) (Dec 23 P-3) (Dec 30 P-3) (Jan 6 P-3) (Jan 13 P-3) (Jan 20 P-3) (Jan 27 P-3) (Feb 3 P-3) (Feb 10 P-3) (Feb 17 P-3) (Feb 24 P-3) (Feb 30 P-3) (Mar 7 P-3) (Mar 14 P-3) (Mar 21 P-3) (Mar 28 P-3) (Apr 4 P-3) (Apr 11 P-3) (Apr 18 P-3) (Apr 25 P-3) (Apr 30 P-3) (May 7 P-3) (May 14 P-3) (May 21 P-3) (May 28 P-3) (Jun 4 P-3) (Jun 11 P-3) (Jun 18 P-3) (Jun 25 P-3) (Jul 2 P-3) (Jul 9 P-3) (Jul 16 P-3) (Jul 23 P-3) (Jul 30 P-3) (Aug 6 P-3) (Aug 13 P-3) (Aug 20 P-3) (Aug 27 P-3) (Sep 3 P-3) (Sep 10 P-3) (Sep 17 P-3) (Sep 24 P-3) (Sep 30 P-3) (Oct 7 P-3) (Oct 14 P-3) (Oct 21 P-3) (Oct 28 P-3) (Nov 4 P-3) (Nov 11 P-3) (Nov 18 P-3) (Nov 25 P-3) (Dec 2 P-3) (Dec 9 P-3) (Dec 16 P-3) (Dec 23 P-3) (Dec 30 P-3) (Jan 6 P-3) (Jan 13 P-3) (Jan 20 P-3) (Jan 27 P-3) (Feb 3 P-3) (Feb 10 P-3) (Feb 17 P-3) (Feb 24 P-3) (Feb 30 P-3) (Mar 7 P-3) (Mar 14 P-3) (Mar 21 P-3) (Mar 28 P-3) (Apr 4 P-3) (Apr 11 P-3) (Apr 18 P-3) (Apr 25 P-3) (Apr 30 P-3) (May 7 P-3) (May 14 P-3) (May 21 P-3) (May 28 P-3) (Jun 4 P-3) (Jun 11 P-3) (Jun 18 P-3) (Jun 25 P-3) (Jul 2 P-3) (Jul 9 P-3) (Jul 16 P-3) (Jul 23 P-3) (Jul 30 P-3) (Aug 6 P-3) (Aug 13 P-3) (Aug 20 P-3) (Aug 27 P-3) (Sep 3 P-3) (Sep 10 P-3) (Sep 17 P-3) (Sep 24 P-3) (Sep 30 P-3) (Oct 7 P-3) (Oct 14 P-3) (Oct 21 P-3) (Oct 28 P-3) (Nov 4 P-3) (Nov 11 P-3) (Nov 18 P-3) (Nov 25 P-3) (Dec 2 P-3) (Dec 9 P-3) (Dec 16 P-3) (Dec 23 P-3) (Dec 30 P-3) (Jan 6 P-3) (Jan 13 P-3) (Jan 20 P-3) (Jan 27 P-3) (Feb 3 P-3) (Feb 10 P-3) (Feb 17 P-3) (Feb 24 P-3) (Feb 30 P-3) (Mar 7 P-3) (Mar 14 P-3) (Mar 21 P-3) (Mar 28 P-3) (Apr 4 P-3) (Apr 11 P-3) (Apr 18 P-3) (Apr 25 P-3) (Apr 30 P-3) (May 7 P-3) (May 14 P-3) (May 21 P-3) (May 28 P-3) (Jun 4 P-3) (Jun 11 P-3) (Jun 18 P-3) (Jun 25 P-3) (Jul 2 P-3) (Jul 9 P-3) (Jul 16 P-3) (Jul 23 P-3) (Jul 30 P-3) (Aug 6 P-3) (Aug 13 P-3) (Aug 20 P-3) (Aug 27 P-3) (Sep 3 P-3) (Sep 10 P-3) (Sep 17 P-3) (Sep 24 P-3) (Sep 30 P-3) (Oct 7 P-3) (Oct 14 P-3) (Oct 21 P-3) (Oct 28 P-3) (Nov 4 P-3) (Nov 11 P-3) (Nov 18 P-3) (Nov 25 P-3) (Dec 2 P-3) (Dec 9 P-3) (Dec 16 P-3) (Dec 23 P-3) (Dec 30 P-3) (Jan 6 P-3) (Jan 13 P-3) (Jan 20 P-3) (Jan 27 P-3) (Feb 3 P-3) (Feb 10 P-3) (Feb 17 P-3) (Feb 24 P-3) (Feb 30 P-3) (Mar 7 P-3) (Mar 14 P-3) (Mar 21 P-3) (Mar 28 P-3) (Apr 4 P-3) (Apr 11 P-3) (Apr 18 P-3) (Apr 25 P-3) (Apr 30 P-3) (May 7 P-3) (May 14 P-3) (May 21 P-3) (May 28 P-3) (Jun 4 P-3) (Jun 11 P-3) (Jun 18 P-3) (Jun 25 P-3) (Jul 2 P-3) (Jul 9 P-3) (Jul 16 P-3) (Jul 23 P-3) (Jul 30 P-3) (Aug 6 P-3) (Aug 13 P-3) (Aug 20 P-3) (Aug 27 P-3) (Sep 3 P-3) (Sep 10 P-3) (Sep 17 P-3) (Sep 24 P-3) (Sep 30 P-3) (Oct 7 P-3) (Oct 14 P-3) (Oct 21 P-3) (Oct 28 P-3) (Nov 4 P-3) (Nov 11 P-3) (Nov 18 P-3) (Nov 25 P-3) (Dec 2 P-3) (Dec 9 P-3) (Dec 16 P-3) (Dec 23 P-3) (Dec 30 P-3) (Jan 6 P-3) (Jan 13 P-3) (Jan 20 P-3) (Jan 27 P-3) (Feb 3 P-3) (Feb 10 P-3) (Feb 17 P-3) (Feb 24 P-3) (Feb 30 P-3) (Mar 7 P-3) (Mar 14 P-3) (Mar 21 P-3) (Mar 28 P-3) (Apr 4 P-3) (Apr 11 P-3) (Apr 18 P-3) (Apr 25 P-3) (Apr 30 P-3) (May 7 P-3) (May 14 P-3) (May 21 P-3) (May 28 P-3) (Jun 4 P-3) (Jun 11 P-3) (Jun 18 P-3) (Jun 25 P-3) (Jul 2 P-3) (Jul 9 P-3) (Jul 16 P-3) (Jul 23 P-3) (Jul 30 P-3) (Aug 6 P-3) (Aug 13 P-3) (Aug 20 P-3) (Aug 27 P-3) (Sep 3 P-3) (Sep 10 P-3) (Sep 17 P-3) (Sep 24 P-3) (Sep 30 P-3) (Oct 7 P-3) (Oct 14 P-3) (Oct 21 P-3) (Oct 28 P-3) (Nov 4 P-3) (Nov 11 P-3) (Nov 18 P-3) (Nov 25 P-3) (Dec 2 P-3) (Dec 9 P-3) (Dec 16 P-3) (Dec 23 P-3) (Dec 30 P-3) (Jan 6 P-3) (Jan 13 P-3) (Jan 20 P-3) (Jan 27 P-3) (Feb 3 P-3) (Feb 10 P-3) (Feb 17 P-3) (Feb 24 P-3) (Feb 30 P-3) (Mar 7 P-3) (Mar 14 P-3) (Mar 21 P-3) (Mar 28 P-3) (Apr 4 P-3) (Apr 11 P-3) (Apr 18 P-3) (Apr 25 P-3) (Apr 30 P-3) (May 7 P-3) (May 14 P-3) (May 21 P-3) (May 28 P-3) (Jun 4 P-3) (Jun 11 P-3) (Jun 18 P-3) (Jun 25 P-3) (Jul 2 P-3) (Jul 9 P-3) (Jul 16 P-3) (Jul 23 P-3) (Jul 30 P-3) (Aug 6 P-3) (Aug 13 P-3) (Aug 20 P-3) (Aug 27 P-3) (Sep 3 P-3) (Sep 10 P-3) (Sep 17 P-3) (Sep 24 P-3) (Sep 30 P-3) (Oct 7 P-3) (Oct 14 P-3) (Oct 21 P-3) (Oct 28 P-3) (Nov 4 P-3) (Nov 11 P-3) (Nov 18 P-3) (Nov 25 P-3) (Dec 2 P-3) (Dec 9 P-3) (Dec 16 P-3) (Dec 23 P-3) (Dec 30 P-3) (Jan 6 P-3) (Jan 13 P-3) (Jan 20 P-3) (Jan 27 P-3) (Feb 3 P-3) (Feb 10 P-3) (Feb 17 P-3) (Feb 24 P-3) (Feb 30 P-3) (Mar 7 P-3) (Mar 14 P-3) (Mar 21 P-3) (Mar 28 P-3) (Apr 4 P-3) (Apr 11 P-3) (Apr 18 P-3) (Apr 25 P-3) (Apr 30 P-3) (May 7 P-3) (May 14 P-3) (May 21 P-3) (May 28 P-3) (Jun 4 P-3) (Jun 11 P-3) (Jun 18 P-3) (Jun 25 P-3) (Jul 2 P-3) (Jul 9 P-3) (Jul 16 P-3) (Jul 23 P-3) (Jul 30 P-3) (Aug 6 P-3) (Aug 13 P-3) (Aug 20 P-3) (Aug 27 P-3) (Sep 3 P-3) (Sep 10 P-3) (Sep 17 P-3) (Sep 24 P-3) (Sep 30 P-3) (Oct 7 P-3) (Oct 14 P-3) (Oct 21 P-3) (Oct 28 P-3) (Nov 4 P-3) (Nov 11 P-3) (Nov 18 P-3) (Nov 25 P-3) (Dec 2 P-3) (Dec 9 P-3) (Dec 16 P-3) (Dec 23 P-3) (Dec 30 P-3) (Jan 6 P-3) (Jan 13 P-3) (Jan 20 P-3) (Jan 27 P-3) (Feb 3 P-3) (Feb 10 P-3) (Feb 17 P-3) (Feb 24 P-3) (Feb 30 P-3) (Mar 7 P-3) (Mar 14 P-3) (Mar 21 P-3) (Mar 28 P-3) (Apr 4 P-3) (Apr 11 P-3) (Apr 18 P-3) (Apr 25 P-3) (Apr 30 P-3) (May 7 P-3) (May 14 P-3) (May 21 P-3) (May 28 P-3) (Jun 4 P-3) (Jun 11 P-3) (Jun 18 P-3) (Jun 25 P-3) (Jul 2 P-3) (Jul 9 P-3) (Jul 16 P-3) (Jul 23 P-3) (Jul 30 P-3) (Aug 6 P-3) (Aug 13 P-3) (Aug 20 P-3) (Aug 27 P-3) (Sep 3 P-3) (Sep 10 P-3) (Sep 17 P-3) (Sep 24 P-3) (Sep 30 P-3) (Oct 7 P-3) (Oct 14 P-3) (Oct 21 P-3) (Oct 28 P-3) (Nov 4 P-3) (Nov 11 P-3) (Nov 18 P-3) (Nov 25 P-3) (Dec 2 P-3) (Dec 9 P-3) (Dec 16 P-3) (Dec 23 P-3) (Dec 30 P-3) (Jan 6 P-3) (Jan 13 P-3) (Jan 20 P-3) (Jan 27 P-3) (Feb 3 P-3) (Feb 10 P-3) (Feb 17 P-3) (Feb 24 P-3) (Feb 30 P-3) (Mar 7 P-3) (Mar 14 P-3) (Mar 21 P-3) (Mar 28 P-3) (Apr 4 P-3) (Apr 11 P-3) (Apr 18 P-3) (Apr 25 P-3) (Apr 30 P-3) (May 7 P-3) (May 14 P-3) (May 21 P-3) (May 28 P-3) (Jun 4 P-3) (Jun 11 P-3) (Jun 18 P-3) (Jun 25 P-3) (Jul 2 P-3) (Jul 9 P-3) (Jul 16 P-3) (Jul 23 P-3) (Jul 30 P-3) (Aug 6 P-3) (Aug 13 P-3) (Aug 20 P-3) (Aug 27 P-3) (Sep 3 P-3) (Sep 10 P-3) (Sep 17 P-3) (Sep 24 P-3) (Sep 30 P-3) (Oct 7 P-3) (Oct 14 P-3) (Oct 21 P-3) (Oct 28 P-3) (Nov 4 P-3) (Nov 11 P-3) (Nov 18 P-3) (Nov 25 P-3) (Dec 2 P-3) (Dec 9 P-3) (Dec 16 P-3) (Dec 23 P-3) (Dec 30 P-3) (Jan 6 P-3) (Jan 13 P-3) (Jan 20 P-3) (Jan 27 P-3) (Feb 3 P-3) (Feb 10 P-3) (Feb 17 P-3) (Feb 24 P-3) (Feb 30 P-3) (Mar 7 P-3) (Mar 14 P-3) (Mar 21 P-3) (Mar 28 P-3) (Apr 4 P-3) (Apr 11 P-3) (Apr 18 P-3) (Apr 25 P-3) (Apr 30 P-3) (May 7 P-3) (May 14 P-3) (May 21 P-3) (May 28 P-3) (Jun 4 P-3) (Jun 11 P-3) (Jun 18 P-3) (Jun 25 P-3) (Jul 2 P-3) (Jul 9 P-3) (Jul 16 P-3) (Jul 23 P-3) (Jul 30 P-3) (Aug 6 P-3) (Aug 13 P-3) (Aug 20 P-3) (Aug 27 P-3) (Sep 3 P-3) (Sep 10 P-3) (Sep 17 P-3) (Sep 24 P-3) (Sep 30 P-3) (Oct 7 P-3) (Oct 14 P-3) (Oct 21 P-3) (Oct 28 P-3) (Nov 4 P-3) (Nov 11 P-3) (Nov 18 P-3) (Nov 25 P-3) (Dec 2 P-3) (Dec 9 P-3) (Dec 16 P-3) (Dec 23 P-3) (Dec 30 P-3) (Jan 6 P-3) (Jan 13 P-3) (Jan 20 P-3) (Jan 27 P-3) (Feb 3 P-3) (Feb 10 P-3) (Feb 17 P-3) (Feb 24 P-3) (Feb 30 P-3) (Mar 7 P-3) (Mar 14 P-3) (Mar 21 P-3) (Mar 28 P-3) (Apr 4 P-3) (Apr 11 P-3) (Apr 18 P-3) (Apr 25 P-3) (Apr 30 P-3) (May 7 P-3) (May 14 P-3) (May 21 P-3) (May 28 P-3) (Jun 4 P-3) (Jun 11 P-3) (Jun 18 P-3) (Jun 25 P-3) (Jul 2 P-3) (Jul 9 P-3) (Jul 16 P-3) (Jul 23 P-3) (Jul 30 P-3) (Aug 6 P-3) (Aug 13 P-3) (Aug 20 P-3) (Aug 27 P-3) (Sep 3 P-3) (Sep 10 P-3) (Sep 17 P-3) (Sep 24 P-3) (Sep 30 P-3) (Oct 7 P-3) (Oct 14 P-3) (Oct 21 P-3) (Oct 28 P-3) (Nov 4 P-3) (Nov 11 P-3) (Nov 18 P-3) (Nov 25 P-3) (Dec 2 P-3) (Dec 9 P-3) (Dec 16 P-3) (Dec 23 P-3) (Dec 30 P-3) (Jan 6 P-3) (Jan 13 P-3) (Jan 20 P-3) (Jan 27 P-3) (Feb 3 P-3) (Feb 10 P-3) (Feb 17 P-3) (Feb 24 P-3) (Feb 30 P-3) (Mar 7 P-3) (Mar 14 P-3) (Mar 21 P-3) (Mar 28 P-3) (Apr 4 P-3) (Apr 11 P-3) (Apr 18 P-3) (Apr 25 P-3) (Apr 30 P-3) (May 7 P-3) (May 14 P-3) (May 21 P-3) (May 28 P-3) (Jun 4 P-3) (Jun 11 P-3) (Jun 18 P-3) (Jun 25 P-3) (Jul 2 P-3) (Jul 9 P-3) (Jul 16 P-3) (Jul 23 P-3) (Jul 30 P-3) (Aug 6 P-3) (Aug 13 P-3) (Aug 20 P-3) (Aug 27 P-3) (Sep 3 P-3) (Sep 10 P-3) (Sep 17 P-3) (Sep 24 P-3) (Sep 30 P-3) (Oct 7 P-3) (Oct 14 P-3) (Oct 21 P-3) (Oct 28 P-3) (Nov 4 P-3) (Nov 11 P-3) (Nov 18 P-3) (Nov 25 P-3) (Dec 2 P-3) (Dec 9 P-3) (Dec 16 P-3) (Dec 23 P-3) (Dec 30 P-3) (Jan 6 P-3) (Jan 13 P-3) (Jan 20 P-3) (Jan 27 P-3) (Feb 3 P-3) (Feb 10 P-3) (Feb 17 P-3) (Feb 24 P-3) (Feb 30 P-3) (Mar 7 P-3) (Mar 14 P-3) (Mar 21 P-3) (Mar 28 P-3) (Apr 4 P-3) (Apr 11 P-3) (Apr 18 P-3) (Apr 25 P-3) (Apr 30 P-3) (May 7 P-3) (May 14 P-3) (May 21 P-3) (May 28 P-3) (Jun 4 P-3) (Jun 11 P-3) (Jun 18 P-3) (Jun 25 P-3) (Jul 2 P-3) (Jul 9 P-3) (Jul 16 P-3) (Jul 23 P-3) (Jul 30 P-3) (Aug 6 P-3) (Aug 13 P-3) (Aug 20 P-3) (Aug 27 P-3) (Sep 3 P-3) (Sep 10 P-3) (Sep 17 P-3) (Sep 24 P-3) (Sep 30 P-3) (Oct 7 P-3) (Oct 14 P-3) (Oct 21 P-3) (Oct 28 P-3) (Nov 4 P-3) (Nov 11 P-3) (Nov 18 P-3) (Nov 25 P-3) (Dec 2 P-3) (Dec 9 P-3) (Dec 16 P-3) (Dec 23 P-3) (Dec 30 P-3) (Jan 6 P-3) (Jan 13 P-3) (Jan 20 P-3) (Jan 27 P-3) (Feb 3 P-3) (Feb 10 P-3) (Feb 17 P-3) (Feb 24 P-3) (Feb 30 P-3) (Mar 7 P-3) (Mar 14 P-3) (Mar 21 P-3) (Mar 28 P-3) (Apr 4 P-3) (Apr 11 P-3) (Apr 18 P-3) (Apr 25 P-3) (Apr 30 P-3) (May 7 P-3) (May 14 P-3) (May 21 P-3) (May 28 P-3) (Jun 4 P-3) (Jun 11 P-3) (Jun 18 P-3) (Jun 25 P-3) (Jul 2 P-3) (Jul 9 P-3) (Jul 16 P-3) (Jul 23 P-3) (Jul 30 P-3) (Aug



PITTSBURGH VS BUFFALO



1985-86	GP	W	L	T	PTS	GF	GA	PPG	SHG	PEN	PIM
PITTSBURGH	1	3	2	1	7	25	22	5.29	0	62	161
BUFFALO	6	2	3	1	5	22	25	3.39	0	53	176

AT PITTSBURGH (2-1-0)

Nov. 5	Pittsburgh 3 (Barbasso) at Buffalo 3 (Hasek)
Nov. 26	Buffalo 3 (Hasek) at Pittsburgh 1 (Barbasso)
Dec. 26	Buffalo 3 (Hasek) at Pittsburgh 1 (Wildebeck)
Jan. 17	Pittsburgh 1 (Barbasso) at Buffalo 0 (Hasek)
Feb. 21	Pittsburgh 3 (Barbasso) at Buffalo 0 (Hasek)
Mar. 23	Buffalo 7 (Trotter) at Pittsburgh 3 (Barbasso)

Sheilds replaced Hasek at 20:00 on Dec. 26
Hasek replaced Sheilds at 31:00 on Dec. 26
Hasek replaced Trotter at 33:12 on Mar. 23

AT BUFFALO (1-1-1)

WG - Nessard
WG - Francis
WG - Jagr
WG - Hasek
WG - LaFolonia

GOALS & SHOTS BY PERIODS

	1ST	2ND	3RD	OVT	TOTAL
PITTSBURGH	1-73	1-86	5-71	0-0	23-230
BUFFALO	0-56	0-80	6-61	0-0	22-223

PITTSBURGH	GP	G	A	PTS	PIM	SOG	±	BUFFALO	GP	G	A	PTS	PIM	SOG	±
Jagr	6	4	7	11	12	33	+1	Burdge	6	4	7	11	10	14	+2
Nessard	5	5	4	9	4	15	+7	Farber	6	3	5	8	0	23	-3
LeMahieu	1	2	4	4	0	26	+4	LaFolonia	6	4	2	6	2	25	+1
Sacco	4	1	0	1	4	13	-1	Galley	6	1	5	6	4	11	-6
Nashford	5	5	1	4	0	18	+3	Burnsby	6	2	0	5	37	14	-2
Yarosh	3	0	4	4	0	9	-5	May	4	1	2	4	26	17	-6
Hendrix	5	0	4	4	16	3	+3	Horsburgh	4	1	1	2	4	4	-1
Shelton	5	0	4	4	10	20	-1	Dawe	5	1	1	2	0	11	+1
Murray	5	1	1	3	0	10	+4	Stanton	2	0	2	2	2	2	-12
Smolashov	4	1	1	2	2	11	+1	Humes	5	3	2	7	10	2	-1
Mattson	3	0	2	0	6	2	+1	Flay	6	0	2	2	19	2	-1
Miller	1	1	0	1	0	2	-1	Zentnik	6	0	2	2	6	18	-3
Park	1	1	0	1	2	6	-2	Jackson	2	1	0	1	0	3	+1
Hoshe	5	1	0	1	16	7	-2	Andrzej	3	1	0	1	2	15	-2
Joseph	6	1	0	1	12	13	-1	Hansen	4	1	0	1	0	1	-1
Elmerald	3	0	1	1	2	4	-2	Wilson	5	1	0	1	2	0	-1
Barbasso	5	0	1	1	0	0	E	Bodger	1	0	1	1	3	4	-1
Fisher	5	0	1	1	17	4	-1	Corn	1	0	1	1	0	5	-1
Alex	1	0	0	0	0	2	-1	Ashley	4	0	1	1	19	6	E
Bancroft	1	0	0	0	0	3	E	Kempis	5	0	1	1	2	12	-2
Christoph	1	0	0	0	0	0	E	Bron	1	0	0	0	0	0	-
Daggs	1	0	0	0	4	2	-1	Janney	1	0	0	0	4	2	-1
Day	1	0	0	0	0	0	E	Pearson	1	0	0	0	0	0	-1
Loche	1	0	0	0	0	0	E	Sheilds	1	0	0	0	0	0	-
McLellan	1	0	0	0	0	0	-1	Loche	1	0	0	0	0	0	-
Stephens	1	0	0	0	5	0	E	Hughson	2	0	0	0	0	0	-2
Weggett	1	0	0	0	0	0	-	Brooks	2	0	0	0	4	2	-1
Patterson	2	0	0	0	3	1	-1	Healy	3	0	0	0	4	0	-1
Wickson	2	0	0	0	0	0	E	Healy	3	0	0	0	0	4	-4
Mason	4	0	0	0	5	1	-3	Mohr	3	0	0	0	3	1	-1
Wells	4	0	0	0	0	6	-1	Pech	4	0	0	0	15	7	-1
Dwyer	0	0	0	0	17	1	-1	Hasek	5	0	0	0	0	0	-
TOTAL	6	(23-43-66)	164	230				TOTAL	6	(22-38-60)	176	223			

GOALTENDERS

	GP	MP	GF	GA	ENG	\$0	AVG	SHOTS	SPCT.	W-L-T
Wiegman (P)	1	60:01	6	3	0	0	3.00	35	11.4	1-0-0
Barbasso (P)	5	303:31	17	17	2	1	3.36	184	40.8	0-2-1
PITTSBURGH TOTAL	6	365:00	23	22	2	1	3.62	223	.901	3-2-1

Hasek (B)	5	275:27	15	12	0	0	2.60	161	9.6	2-3-1
Sheilds (B)	1	20:00	0	2	0	0	5.00	17	88.2	0-0-0
Burnsby (B)	1	40:00	3	4	0	0	6.00	24	53.3	0-1-0
Trotter (B)	1	33:12	4	5	0	0	9.04	26	67.8	0-0-0
BUFFALO TOTAL	6	365:00	22	23	0	0	3.78	230	.900	2-3-1

POWER PLAY GOALS:

PITTSBURGH - 13 for 293 - Jason P. Francis
BUFFALO - 5 for 395 - Andrew Dawe, Galley, Horsburgh, LaFolonia



PAUL MAURICE

HARTFORD WHALERS



SEAN BURKE

Location: 142 Turnbull Street, Eighth Floor, Hartford, CT 06103

Founded: 1924-WHA

Chief Executive Officer/Governor: Peter Karmanos, Jr.

General Partner: Thomas Lebowitz

Chief Operating Officer/President/General Manager: Jim Rathjens

Head Coach: Paul Maurice

NHL Career Record (Seasons): 29-33-8-11

Assistant Coach: Randy Robinson, Tom Weirich & J. Steve Waska

Director of Public Relations: Chris Bower

Director of Publications/Statistics: Frank Robinson

Medical Trainer: Bud Groulx

Arena (Capacity): Hartford Civic Center, Veterans Memorial Coliseum (15,000)

General Office Phone: (860) 728-0356

Press Box Phone: (860) 493-6360

FAX Phone: (860) 522-1397

Starting Times of Games: WN Sat. 7:05, Mon-Fri 7:35

Team Colors: Red, Silver, Green

Radio: WVIC (1550 AM)

Commercial TV: TD

Cable TV: SportsChannel New England

All-Time NHL Record: 537-475-196

1995-96 Record: 41-24-11

1995-96 Finish: 4th, Northeast Division

1996 Playoff Record: Got Out of Playoffs

1995-96 Top Scorer: Brendan Shanahan (44-34-28)

Stanley Cup Titles: None

All-Time Hartford Scorer vs. Pittsburgh-Pittsburgh (29 pts., 14-22-42)

All-Time Pittsburgh Scorer vs. Hartford

Mark Lemieux (27 pts., 26-31-79)

Longest Hartford Win Streak vs. Pittsburgh:

4, Oct. 29, 1996 - Jan. 31, 1998

Feb. 26, 1997 - Mar. 25, 1999

Longest Pittsburgh Win Streak vs. Hartford:

4, Dec. 19, 1991 - Jan. 3, 1992

Longest Hartford Undeleted Streak vs. Pittsburgh:

7, Feb. 28, 1993 - Dec. 8, 1996 (6-1-1)

Longest Pittsburgh Undeleted Streak vs. Hartford:

8, Feb. 19, 1991 - Mar. 12, 1993 (4-0-4)

Last Pittsburgh Win at Home:

Feb. 23, 1996 (5-4-10) (0-0-0) (at home)

Last Hartford Win at Home:

Apr. 6, 1995 (5-11) (0-0-0) (at home)

Last Pittsburgh Win at Hartford:

Apr. 24, 1995 (4-21) (0-1-1) (at home)

Last Hartford Win at Pittsburgh:

Apr. 5, 1995 (2-11) (0-2-2) (at home)

Most Goals by Pittsburgh vs. Hartford:

10, Apr. 3, 1992 (11-10-2)

Most Goals by Hartford vs. Pittsburgh:

4, Nov. 22, 1994 (14-10-9), Dec. 26, 1992 (4-9-7), Mar. 20, 1999 (3-8-5)

Most Goals by Both Teams:

16, Jan. 29, 1991 (14-11-1)

Last Pittsburgh Shutout vs. Hartford:

Dec. 9, 1995 (4-0) - Ken Wreggie

Last Hartford Shutout vs. Pittsburgh - None

Last Pittsburgh Hat Trick vs. Hartford:

Feb. 16, 1995 - Jaromir Jagr

Last Hartford Hat Trick vs. Pittsburgh:

Feb. 23, 1996 - Brendan Shanahan

Last Pittsburgh Trade with Hartford:

Mar. 16, 1995 - Future Consideration for Pittsburgh - Ken Wreggie

Overtime Record vs. Pittsburgh: 1-1-3

PITTSBURGH PENGUINS vs. HARTFORD WHALERS

YEAR	TOTAL	HOME	ROAD	REGULAR SEASON					
				GF-GA	YEAR	TOTAL	HOME	ROAD	GF-GA
1978-80	1-2-1	1-1-1	0-2-0	12-51	1984-84	1-0-0	6-1-0	1-1-0	15-27
1980-81	2-2-0	1-1-0	1-1-0	26-54	1984-85	0-2-5	0-1-0	0-1-0	9-15
1981-82	0-0-1	0-0-1	0-0-0	18-41	1985-86	1-2-0	0-1-0	1-1-0	13-41
1982-83	3-0-0	1-0-0	2-0-0	34-27	1987-87	0-2-7	0-2-0	0-0-1	11-16
1983-84	2-1-0	1-1-0	1-0-0	11-10	1989-89	0-0-0	1-0-0	0-1-0	21-9
1984-85	1-2-0	1-0-0	0-2-0	10-13	1993-94	4-1-0	2-0-0	2-1-0	23-27
1985-86	1-2-0	1-1-0	0-1-0	11-10	1994-95	2-2-0	1-1-0	1-1-0	15-19
1986-87	0-3-0	0-1-0	0-2-0	12-18	1995-96	0-2-7	0-0-0	0-2-1	28-18
1987-88	0-1-0	0-0-0	0-1-0	13-17	TOTAL	28-26-5	16-10-3	12-10-2	257-247

1995-96 SEASON NOTES (Oct. 20, P-2 at H-2 OT) - In his first NHL game, Paul Maurice (10-10-2) led the Whalers to a 2-1 victory over the Penguins in their season opener. (Dec. 9, H-4 at P-6) Ken Wreggie made his debut for the Whalers in a game against the Penguins. (Dec. 10, H-4 at P-5) Ken Wreggie scored his first NHL goal in a game against the Penguins. (Dec. 11, H-4 at P-5) Ken Wreggie scored his second NHL goal in a game against the Penguins. (Dec. 12, H-4 at P-5) Ken Wreggie scored his third NHL goal in a game against the Penguins. (Dec. 13, H-4 at P-5) Ken Wreggie scored his fourth NHL goal in a game against the Penguins. (Dec. 14, H-4 at P-5) Ken Wreggie scored his fifth NHL goal in a game against the Penguins. (Dec. 15, H-4 at P-5) Ken Wreggie scored his sixth NHL goal in a game against the Penguins. (Dec. 16, H-4 at P-5) Ken Wreggie scored his seventh NHL goal in a game against the Penguins. (Dec. 17, H-4 at P-5) Ken Wreggie scored his eighth NHL goal in a game against the Penguins. (Dec. 18, H-4 at P-5) Ken Wreggie scored his ninth NHL goal in a game against the Penguins. (Dec. 19, H-4 at P-5) Ken Wreggie scored his tenth NHL goal in a game against the Penguins. (Dec. 20, H-4 at P-5) Ken Wreggie scored his eleventh NHL goal in a game against the Penguins. (Dec. 21, H-4 at P-5) Ken Wreggie scored his twelfth NHL goal in a game against the Penguins. (Dec. 22, H-4 at P-5) Ken Wreggie scored his thirteenth NHL goal in a game against the Penguins. (Dec. 23, H-4 at P-5) Ken Wreggie scored his fourteenth NHL goal in a game against the Penguins. (Dec. 24, H-4 at P-5) Ken Wreggie scored his fifteenth NHL goal in a game against the Penguins. (Dec. 25, H-4 at P-5) Ken Wreggie scored his sixteenth NHL goal in a game against the Penguins. (Dec. 26, H-4 at P-5) Ken Wreggie scored his seventeenth NHL goal in a game against the Penguins. (Dec. 27, H-4 at P-5) Ken Wreggie scored his eighteenth NHL goal in a game against the Penguins. (Dec. 28, H-4 at P-5) Ken Wreggie scored his nineteenth NHL goal in a game against the Penguins. (Dec. 29, H-4 at P-5) Ken Wreggie scored his twentieth NHL goal in a game against the Penguins. (Dec. 30, H-4 at P-5) Ken Wreggie scored his twenty-first NHL goal in a game against the Penguins. (Jan. 1, H-4 at P-5) Ken Wreggie scored his twenty-second NHL goal in a game against the Penguins. (Jan. 2, H-4 at P-5) Ken Wreggie scored his twenty-third NHL goal in a game against the Penguins. (Jan. 3, H-4 at P-5) Ken Wreggie scored his twenty-fourth NHL goal in a game against the Penguins. (Jan. 4, H-4 at P-5) Ken Wreggie scored his twenty-fifth NHL goal in a game against the Penguins. (Jan. 5, H-4 at P-5) Ken Wreggie scored his twenty-sixth NHL goal in a game against the Penguins. (Jan. 6, H-4 at P-5) Ken Wreggie scored his twenty-seventh NHL goal in a game against the Penguins. (Jan. 7, H-4 at P-5) Ken Wreggie scored his twenty-eighth NHL goal in a game against the Penguins. (Jan. 8, H-4 at P-5) Ken Wreggie scored his twenty-ninth NHL goal in a game against the Penguins. (Jan. 9, H-4 at P-5) Ken Wreggie scored his thirtieth NHL goal in a game against the Penguins. (Jan. 10, H-4 at P-5) Ken Wreggie scored his thirty-first NHL goal in a game against the Penguins. (Jan. 11, H-4 at P-5) Ken Wreggie scored his thirty-second NHL goal in a game against the Penguins. (Jan. 12, H-4 at P-5) Ken Wreggie scored his thirty-third NHL goal in a game against the Penguins. (Jan. 13, H-4 at P-5) Ken Wreggie scored his thirty-fourth NHL goal in a game against the Penguins. (Jan. 14, H-4 at P-5) Ken Wreggie scored his thirty-fifth NHL goal in a game against the Penguins. (Jan. 15, H-4 at P-5) Ken Wreggie scored his thirty-sixth NHL goal in a game against the Penguins. (Jan. 16, H-4 at P-5) Ken Wreggie scored his thirty-seventh NHL goal in a game against the Penguins. (Jan. 17, H-4 at P-5) Ken Wreggie scored his thirty-eighth NHL goal in a game against the Penguins. (Jan. 18, H-4 at P-5) Ken Wreggie scored his thirty-ninth NHL goal in a game against the Penguins. (Jan. 19, H-4 at P-5) Ken Wreggie scored his fortieth NHL goal in a game against the Penguins. (Jan. 20, H-4 at P-5) Ken Wreggie scored his forty-first NHL goal in a game against the Penguins. (Jan. 21, H-4 at P-5) Ken Wreggie scored his forty-second NHL goal in a game against the Penguins. (Jan. 22, H-4 at P-5) Ken Wreggie scored his forty-third NHL goal in a game against the Penguins. (Jan. 23, H-4 at P-5) Ken Wreggie scored his forty-fourth NHL goal in a game against the Penguins. (Jan. 24, H-4 at P-5) Ken Wreggie scored his forty-fifth NHL goal in a game against the Penguins. (Jan. 25, H-4 at P-5) Ken Wreggie scored his forty-sixth NHL goal in a game against the Penguins. (Jan. 26, H-4 at P-5) Ken Wreggie scored his forty-seventh NHL goal in a game against the Penguins. (Jan. 27, H-4 at P-5) Ken Wreggie scored his forty-eighth NHL goal in a game against the Penguins. (Jan. 28, H-4 at P-5) Ken Wreggie scored his forty-ninth NHL goal in a game against the Penguins. (Jan. 29, H-4 at P-5) Ken Wreggie scored his fiftieth NHL goal in a game against the Penguins. (Jan. 30, H-4 at P-5) Ken Wreggie scored his fifty-first NHL goal in a game against the Penguins. (Feb. 1, H-4 at P-5) Ken Wreggie scored his fifty-second NHL goal in a game against the Penguins. (Feb. 2, H-4 at P-5) Ken Wreggie scored his fifty-third NHL goal in a game against the Penguins. (Feb. 3, H-4 at P-5) Ken Wreggie scored his fifty-fourth NHL goal in a game against the Penguins. (Feb. 4, H-4 at P-5) Ken Wreggie scored his fifty-fifth NHL goal in a game against the Penguins. (Feb. 5, H-4 at P-5) Ken Wreggie scored his fifty-sixth NHL goal in a game against the Penguins. (Feb. 6, H-4 at P-5) Ken Wreggie scored his fifty-seventh NHL goal in a game against the Penguins. (Feb. 7, H-4 at P-5) Ken Wreggie scored his fifty-eighth NHL goal in a game against the Penguins. (Feb. 8, H-4 at P-5) Ken Wreggie scored his fifty-ninth NHL goal in a game against the Penguins. (Feb. 9, H-4 at P-5) Ken Wreggie scored his sixtieth NHL goal in a game against the Penguins. (Feb. 10, H-4 at P-5) Ken Wreggie scored his sixty-first NHL goal in a game against the Penguins. (Feb. 11, H-4 at P-5) Ken Wreggie scored his sixty-second NHL goal in a game against the Penguins. (Feb. 12, H-4 at P-5) Ken Wreggie scored his sixty-third NHL goal in a game against the Penguins. (Feb. 13, H-4 at P-5) Ken Wreggie scored his sixty-fourth NHL goal in a game against the Penguins. (Feb. 14, H-4 at P-5) Ken Wreggie scored his sixty-fifth NHL goal in a game against the Penguins. (Feb. 15, H-4 at P-5) Ken Wreggie scored his sixty-sixth NHL goal in a game against the Penguins. (Feb. 16, H-4 at P-5) Ken Wreggie scored his sixty-seventh NHL goal in a game against the Penguins. (Feb. 17, H-4 at P-5) Ken Wreggie scored his sixty-eighth NHL goal in a game against the Penguins. (Feb. 18, H-4 at P-5) Ken Wreggie scored his sixty-ninth NHL goal in a game against the Penguins. (Feb. 19, H-4 at P-5) Ken Wreggie scored his seventieth NHL goal in a game against the Penguins. (Feb. 20, H-4 at P-5) Ken Wreggie scored his seventy-first NHL goal in a game against the Penguins. (Feb. 21, H-4 at P-5) Ken Wreggie scored his seventy-second NHL goal in a game against the Penguins. (Feb. 22, H-4 at P-5) Ken Wreggie scored his seventy-third NHL goal in a game against the Penguins. (Feb. 23, H-4 at P-5) Ken Wreggie scored his seventy-fourth NHL goal in a game against the Penguins. (Feb. 24, H-4 at P-5) Ken Wreggie scored his seventy-fifth NHL goal in a game against the Penguins. (Feb. 25, H-4 at P-5) Ken Wreggie scored his seventy-sixth NHL goal in a game against the Penguins. (Feb. 26, H-4 at P-5) Ken Wreggie scored his seventy-seventh NHL goal in a game against the Penguins. (Feb. 27, H-4 at P-5) Ken Wreggie scored his seventy-eighth NHL goal in a game against the Penguins. (Feb. 28, H-4 at P-5) Ken Wreggie scored his seventy-ninth NHL goal in a game against the Penguins. (Feb. 29, H-4 at P-5) Ken Wreggie scored his eightieth NHL goal in a game against the Penguins. (Feb. 30, H-4 at P-5) Ken Wreggie scored his eighty-first NHL goal in a game against the Penguins. (Mar. 1, H-4 at P-5) Ken Wreggie scored his eighty-second NHL goal in a game against the Penguins. (Mar. 2, H-4 at P-5) Ken Wreggie scored his eighty-third NHL goal in a game against the Penguins. (Mar. 3, H-4 at P-5) Ken Wreggie scored his eighty-fourth NHL goal in a game against the Penguins. (Mar. 4, H-4 at P-5) Ken Wreggie scored his eighty-fifth NHL goal in a game against the Penguins. (Mar. 5, H-4 at P-5) Ken Wreggie scored his eighty-sixth NHL goal in a game against the Penguins. (Mar. 6, H-4 at P-5) Ken Wreggie scored his eighty-seventh NHL goal in a game against the Penguins. (Mar. 7, H-4 at P-5) Ken Wreggie scored his eighty-eighth NHL goal in a game against the Penguins. (Mar. 8, H-4 at P-5) Ken Wreggie scored his eighty-ninth NHL goal in a game against the Penguins. (Mar. 9, H-4 at P-5) Ken Wreggie scored his ninetieth NHL goal in a game against the Penguins. (Mar. 10, H-4 at P-5) Ken Wreggie scored his ninety-first NHL goal in a game against the Penguins. (Mar. 11, H-4 at P-5) Ken Wreggie scored his ninety-second NHL goal in a game against the Penguins. (Mar. 12, H-4 at P-5) Ken Wreggie scored his ninety-third NHL goal in a game against the Penguins. (Mar. 13, H-4 at P-5) Ken Wreggie scored his ninety-fourth NHL goal in a game against the Penguins. (Mar. 14, H-4 at P-5) Ken Wreggie scored his ninety-fifth NHL goal in a game against the Penguins. (Mar. 15, H-4 at P-5) Ken Wreggie scored his ninety-sixth NHL goal in a game against the Penguins. (Mar. 16, H-4 at P-5) Ken Wreggie scored his ninety-seventh NHL goal in a game against the Penguins. (Mar. 17, H-4 at P-5) Ken Wreggie scored his ninety-eighth NHL goal in a game against the Penguins. (Mar. 18, H-4 at P-5) Ken Wreggie scored his ninety-ninth NHL goal in a game against the Penguins. (Mar. 19, H-4 at P-5) Ken Wreggie scored his hundredth NHL goal in a game against the Penguins. (Mar. 20, H-4 at P-5) Ken Wreggie scored his hundred-first NHL goal in a game against the Penguins. (Mar. 21, H-4 at P-5) Ken Wreggie scored his hundred-second NHL goal in a game against the Penguins. (Mar. 22, H-4 at P-5) Ken Wreggie scored his hundred-third NHL goal in a game against the Penguins. (Mar. 23, H-4 at P-5) Ken Wreggie scored his hundred-fourth NHL goal in a game against the Penguins. (Mar. 24, H-4 at P-5) Ken Wreggie scored his hundred-fifth NHL goal in a game against the Penguins. (Mar. 25, H-4 at P-5) Ken Wreggie scored his hundred-sixth NHL goal in a game against the Penguins. (Mar. 26, H-4 at P-5) Ken Wreggie scored his hundred-seventh NHL goal in a game against the Penguins. (Mar. 27, H-4 at P-5) Ken Wreggie scored his hundred-eighth NHL goal in a game against the Penguins. (Mar. 28, H-4 at P-5) Ken Wreggie scored his hundred-ninth NHL goal in a game against the Penguins. (Mar. 29, H-4 at P-5) Ken Wreggie scored his hundred-tenth NHL goal in a game against the Penguins. (Mar. 30, H-4 at P-5) Ken Wreggie scored his hundred-eleventh NHL goal in a game against the Penguins. (Apr. 1, H-4 at P-5) Ken Wreggie scored his hundred-twelfth NHL goal in a game against the Penguins. (Apr. 2, H-4 at P-5) Ken Wreggie scored his hundred-thirteenth NHL goal in a game against the Penguins. (Apr. 3, H-4 at P-5) Ken Wreggie scored his hundred-fourteenth NHL goal in a game against the Penguins. (Apr. 4, H-4 at P-5) Ken Wreggie scored his hundred-fifteenth NHL goal in a game against the Penguins. (Apr. 5, H-4 at P-5) Ken Wreggie scored his hundred-sixteenth NHL goal in a game against the Penguins. (Apr. 6, H-4 at P-5) Ken Wreggie scored his hundred-seventeenth NHL goal in a game against the Penguins. (Apr. 7, H-4 at P-5) Ken Wreggie scored his hundred-eighteenth NHL goal in a game against the Penguins. (Apr. 8, H-4 at P-5) Ken Wreggie scored his hundred-nineteenth NHL goal in a game against the Penguins. (Apr. 9, H-4 at P-5) Ken Wreggie scored his hundred-twentieth NHL goal in a game against the Penguins. (Apr. 10, H-4 at P-5) Ken Wreggie scored his hundred-twenty-first NHL goal in a game against the Penguins. (Apr. 11, H-4 at P-5) Ken Wreggie scored his hundred-twenty-second NHL goal in a game against the Penguins. (Apr. 12, H-4 at P-5) Ken Wreggie scored his hundred-twenty-third NHL goal in a game against the Penguins. (Apr. 13, H-4 at P-5) Ken Wreggie scored his hundred-twenty-fourth NHL goal in a game against the Penguins. (Apr. 14, H-4 at P-5) Ken Wreggie scored his hundred-twenty-fifth NHL goal in a game against the Penguins. (Apr. 15, H-4 at P-5) Ken Wreggie scored his hundred-twenty-sixth NHL goal in a game against the Penguins. (Apr. 16, H-4 at P-5) Ken Wreggie scored his hundred-twenty-seventh NHL goal in a game against the Penguins. (Apr. 17, H-4 at P-5) Ken Wreggie scored his hundred-twenty-eighth NHL goal in a game against the Penguins. (Apr. 18, H-4 at P-5) Ken Wreggie scored his hundred-twenty-ninth NHL goal in a game against the Penguins. (Apr. 19, H-4 at P-5) Ken Wreggie scored his hundred-thirtieth NHL goal in a game against the Penguins. (Apr. 20, H-4 at P-5) Ken Wreggie scored his hundred-thirty-first NHL goal in a game against the Penguins. (Apr. 21, H-4 at P-5) Ken Wreggie scored his hundred-thirty-second NHL goal in a game against the Penguins. (Apr. 22, H-4 at P-5) Ken Wreggie scored his hundred-thirty-third NHL goal in a game against the Penguins. (Apr. 23, H-4 at P-5) Ken Wreggie scored his hundred-thirty-fourth NHL goal in a game against the Penguins. (Apr. 24, H-4 at P-5) Ken Wreggie scored his hundred-thirty-fifth NHL goal in a game against the Penguins. (Apr. 25, H-4 at P-5) Ken Wreggie scored his hundred-thirty-sixth NHL goal in a game against the Penguins. (Apr. 26, H-4 at P-5) Ken Wreggie scored his hundred-thirty-seventh NHL goal in a game against the Penguins. (Apr. 27, H-4 at P-5) Ken Wreggie scored his hundred-thirty-eighth NHL goal in a game against the Penguins. (Apr. 28, H-4 at P-5) Ken Wreggie scored his hundred-thirty-ninth NHL goal in a game against the Penguins. (Apr. 29, H-4 at P-5) Ken Wreggie scored his hundred-fortieth NHL goal in a game against the Penguins. (Apr. 30, H-4 at P-5) Ken Wreggie scored his hundred-forty-first NHL goal in a game against the Penguins. (May 1, H-4 at P-5) Ken Wreggie scored his hundred-forty-second NHL goal in a game against the Penguins. (May 2, H-4 at P-5) Ken Wreggie scored his hundred-forty-third NHL goal in a game against the Penguins. (May 3, H-4 at P-5) Ken Wreggie scored his hundred-forty-fourth NHL goal in a game against the Penguins. (May 4, H-4 at P-5) Ken Wreggie scored his hundred-forty-fifth NHL goal in a game against the Penguins. (May 5, H-4 at P-5) Ken Wreggie scored his hundred-forty-sixth NHL goal in a game against the Penguins. (May 6, H-4 at P-5) Ken Wreggie scored his hundred-forty-seventh NHL goal in a game against the Penguins. (May 7, H-4 at P-5) Ken Wreggie scored his hundred-forty-eighth NHL goal in a game against the Penguins. (May 8, H-4 at P-5) Ken Wreggie scored his hundred-forty-ninth NHL goal in a game against the Penguins. (May 9, H-4 at P-5) Ken Wreggie scored his hundred-fiftieth NHL goal in a game against the Penguins. (May 10, H-4 at P-5) Ken Wreggie scored his hundred-fifty-first NHL goal in a game against the Penguins. (May 11, H-4 at P-5) Ken Wreggie scored his hundred-fifty-second NHL goal in a game against the Penguins. (May 12, H-4 at P-5) Ken Wreggie scored his hundred-fifty-third NHL goal in a game against the Penguins. (May 13, H-4 at P-5) Ken Wreggie scored his hundred-fifty-fourth NHL goal in a game against the Penguins. (May 14, H-4 at P-5) Ken Wreggie scored his hundred-fifty-fifth NHL goal in a game against the Penguins. (May 15, H-4 at P-5) Ken Wreggie scored his hundred-fifty-sixth NHL goal in a game against the Penguins. (May 16, H-4 at P-5) Ken Wreggie scored his hundred-fifty-seventh NHL goal in a game against the Penguins. (May 17, H-4 at P-5) Ken Wreggie scored his hundred-fifty-eighth NHL goal in a game against the Penguins. (May 18, H-4 at P-5) Ken Wreggie scored his hundred-fifty-ninth NHL goal in a game against the Penguins. (May 19, H-4 at P-5) Ken Wreggie scored his hundred-sixtieth NHL goal in a game against the Penguins. (May 20, H-4 at P-5) Ken Wreggie scored his hundred-sixty-first NHL goal in a game against the Penguins. (May 21, H-4 at P-5) Ken Wreggie scored his hundred-sixty-second NHL goal in a game against the Penguins. (May 22, H-4 at P-5) Ken Wreggie scored his hundred-sixty-third NHL goal in a game against the Penguins. (May 23, H-4 at P-5) Ken Wreggie scored his hundred-sixty-fourth NHL goal in a game against the Penguins. (May 24, H-4 at P-5) Ken Wreggie scored his hundred-sixty-fifth NHL goal in a game against the Penguins. (May 25, H-4 at P-5) Ken Wreggie scored his hundred-sixty-sixth NHL goal in a game against the Penguins. (May 26, H-4 at P-5) Ken Wreggie scored his hundred-sixty-seventh NHL goal in a game against the Penguins. (May 27, H-4 at P-5) Ken Wreggie scored his hundred-sixty-eighth NHL goal in a game against the Penguins. (May 28, H-4 at P-5) Ken Wreggie scored his hundred-sixty-ninth NHL goal in a game against the Penguins. (May 29, H-4 at P-5) Ken Wreggie scored his hundred-seventieth NHL goal in a game against the Penguins. (May 30, H-4 at P-5) Ken Wreggie scored his hundred-seventy-first NHL goal in a game against the Penguins. (Jun 1, H-4 at P-5) Ken Wreggie scored his hundred-seventy-second NHL goal in a game against the Penguins. (Jun 2, H-4 at P-5) Ken Wreggie scored his hundred-seventy-third NHL goal in a game against the Penguins. (Jun 3, H-4 at P-5) Ken Wreggie scored his hundred-seventy-fourth NHL goal in a game against the Penguins. (Jun 4, H-4 at P-5) Ken Wreggie scored his hundred-seventy-fifth NHL goal in a game against the Penguins. (Jun 5, H-4 at P-5) Ken Wreggie scored his hundred-seventy-sixth NHL goal in a game against the Penguins. (Jun 6, H-4 at P-5) Ken Wreggie scored his hundred-seventy-seventh NHL goal in a game against the Penguins. (Jun 7, H-4 at P-5) Ken Wreggie scored his hundred-seventy-eighth NHL goal in a game against the Penguins. (Jun 8, H-4 at P-5) Ken Wreggie scored his hundred-seventy-ninth NHL goal in a game against the Penguins. (Jun 9, H-4 at P-5) Ken Wreggie scored his hundred-eightieth NHL goal in a game against the Penguins. (Jun 10, H-4 at P-5) Ken Wreggie scored his hundred-eighty-first NHL goal in a game against the Penguins. (Jun 11, H-4 at P-5) Ken Wreggie scored his hundred-eighty-second NHL goal in a game against the Penguins. (Jun 12, H-4 at P-5) Ken Wreggie scored his hundred-eighty-third NHL goal in a game against the Penguins. (Jun 13, H-4 at P-5) Ken Wreggie scored his hundred-eighty-fourth NHL goal in a game against the Penguins. (Jun 14, H-4 at P-5) Ken Wreggie scored his hundred-eighty-fifth NHL goal in a game against the Penguins. (Jun 15, H-4 at P-5) Ken Wreggie scored his hundred-eighty-sixth NHL goal in a game against the Penguins. (Jun 16, H-4 at P-5) Ken Wreggie scored his hundred-eighty-seventh NHL goal in a game against the Penguins. (Jun 17, H-4 at P-5) Ken Wreggie scored his hundred-eighty-eighth NHL goal in a game against the Penguins. (Jun 18, H-4 at P-5) Ken Wreggie scored his hundred-eighty-ninth NHL goal in a game against the Penguins. (Jun 19, H-4 at P-5) Ken Wreggie scored his hundred-ninetyth NHL goal in a game against the Penguins. (Jun 20, H-4 at P-5) Ken Wreggie scored his hundred-ninety-first NHL goal in a game against the Penguins. (Jun 21, H-4 at P-5) Ken Wreggie scored his hundred-ninety-second NHL goal in a game against the Penguins. (Jun 22, H-4 at P-5) Ken Wreggie scored his hundred-ninety-third NHL goal in a game against the Penguins. (Jun 23, H-4 at P-5) Ken Wreggie scored his hundred-ninety-fourth NHL goal in a game against the Penguins. (Jun 24, H-4 at P-5) Ken Wreggie scored his hundred-ninety-fifth NHL goal in a game against the Penguins. (Jun 25, H-4 at P-5) Ken Wreggie scored his hundred-ninety-sixth NHL goal in a game against the Penguins. (Jun 26, H-4 at P-5) Ken Wreggie scored his hundred-ninety-seventh NHL goal in a game against the Penguins. (Jun 27, H-4 at P-5) Ken Wreggie scored his hundred-ninety-eighth NHL goal in a game against the Penguins. (Jun 28, H-4 at P-5) Ken Wreggie scored his hundred-ninety-ninth NHL goal in a game against the Penguins. (Jun 29, H-4 at P-5) Ken Wreggie scored his two hundredth NHL goal in a game against the Penguins. (Jun 30, H-4 at P-5) Ken Wreggie scored his two hundred-first NHL goal in a game against the Penguins. (Jul 1, H-4 at P-5) Ken Wreggie scored his two hundred-second NHL goal in a game against the Penguins. (Jul 2, H-4 at P-5) Ken Wreggie scored his two hundred-third NHL goal in a game against the Penguins. (Jul 3, H-4 at P-5) Ken Wreggie scored his two hundred-fourth NHL goal in a game against the Penguins. (Jul 4, H-4 at P-5) Ken Wreggie scored his two hundred-fifth NHL goal in a game against the Penguins. (Jul 5, H-4 at P-5) Ken Wreggie scored his two hundred-sixth NHL goal in a game against the Penguins. (Jul 6, H-4 at P-5) Ken Wreggie scored his two hundred-seventh NHL goal in a game against the Penguins. (Jul 7, H-4 at P-5) Ken Wreggie scored his two hundred-eighth NHL goal in a game against the Penguins. (Jul 8, H-4 at P-5) Ken Wreggie scored his two hundred-ninth NHL goal in a game against the Penguins. (Jul 9, H-4 at P-5) Ken Wreggie scored his two hundred-tenth NHL goal in a game against the Penguins. (Jul 10, H-4 at P-5) Ken Wreggie scored his two hundred-eleventh NHL goal in a game against the Penguins. (Jul 11, H-4 at P-5) Ken Wreggie scored his two hundred-twelfth NHL goal in a game against the Penguins. (Jul 12, H-4 at P-5) Ken Wreggie scored his two hundred-thirteenth NHL goal in a game against the Penguins. (Jul 13, H-4 at P-5) Ken Wreggie scored his two hundred-fourteenth NHL goal in a game against the Penguins. (Jul 14, H-4 at P-5) Ken Wreggie scored his two hundred-fifteenth NHL goal in a game against the Penguins. (Jul 15, H-4 at P-5) Ken Wreggie scored his two hundred-sixteenth NHL goal in a game against the Penguins. (Jul 16, H-4 at P-5) Ken Wreggie scored his two hundred-seventeenth NHL goal in a game against the Penguins. (Jul 17, H-4 at P-5) Ken Wreggie scored his two hundred-eighteenth NHL goal in a game against the Penguins. (Jul 18, H-4 at P-5) Ken Wreggie scored his two hundred-nineteenth NHL goal in a game against the Penguins. (Jul 19, H-4 at P-5) Ken Wreggie scored his two hundred-twentieth NHL goal in a game against the Penguins. (Jul 20, H-4 at P-5) Ken Wreggie scored his two hundred-twenty-first NHL goal in a game against the Penguins. (Jul 21, H-4 at P-5) Ken Wreggie scored his two hundred-twenty-second NHL goal in a game against the Penguins. (Jul 22, H-4 at P-5) Ken Wreggie scored his two hundred-twenty-third NHL goal in a game against the Penguins. (Jul 23, H-4 at P-5) Ken Wreggie scored his two hundred-twenty-fourth NHL goal in a game against the Penguins. (Jul 24, H-4 at P-5) Ken Wreggie scored his two hundred-twenty-fifth NHL goal in a game against the Penguins. (Jul 25, H-4 at P-5) Ken Wreggie scored his two hundred-twenty-sixth NHL goal in a game against the Penguins. (Jul 26, H-4 at P-5) Ken Wreggie scored his two hundred-twenty-seventh NHL goal in a game against the Penguins. (Jul 27, H-4 at P-5) Ken Wreggie scored his two hundred-twenty-eighth NHL goal in a game against the Penguins. (Jul 28, H-4 at P-5) Ken Wreggie scored his two hundred-twenty-ninth NHL goal in a game against the Penguins. (Jul 29, H-4 at P-5) Ken Wreggie scored his two hundred-thirtieth NHL goal in a game against the Penguins. (Jul 30, H-4 at P-5) Ken Wreggie scored his two hundred-thirty-first NHL goal in a game against the Penguins. (Aug 1, H-4 at P-5) Ken Wreggie scored his two hundred-thirty-second NHL goal in a game against the Penguins. (Aug 2, H-



PITTSBURGH VS HARTFORD



1995-96

PITTSBURGH
HARTFORD

GP	W	L	T	PTS	GF	GA	PPG	SHG	PEN	PIM
6	3	2	1	7	28	18	12.3%	0	38	105
6	2	3	1	5	16	26	4.2%	0	47	114

AT PITTSBURGH (3-0-0)

Oct. 20 Pittsburgh 2 (Barnasso) at Hartford 2 (Burke)
 Dec. 9 Hartford 0 (Burke) at PITTSBURGH 1 (WREGGLET)
 Dec. 26 Hartford 4 (Burke) at PITTSBURGH 9 (WREGGLET)
 Dec. 28 Hartford 4 (Burke) at PITTSBURGH 1 (WREGGLET)
 Mar. 13 Pittsburgh 2 (Barnasso) at HARTFORD 3 (BURKE)
 Apr. 8 Pittsburgh 4 (Barnasso) at HARTFORD 5 (BURKE)
 Murray replaced Burke at 29:00 on Dec. 9
 Murray replaced Burke at 40:00 on Dec. 26

AT HARTFORD (0-2-1)

WG - Niedwed
 WG - Park
 WG - Jagt
 WG - Shanahan
 WG - Emmons

GOALS & SHOTS BY PERIODS

	1ST	2ND	3RD	OVT	TOTAL
PITTSBURGH	7-6	12-6	9-7	0-3	28-22
HARTFORD	5-8	7-6	6-7	0-0	18-21

PITTSBURGH	GP	G	A	PTS	PIM	SOG	±	HARTFORD	GP	G	A	PTS	PIM	SOG	±	
M. Lemieux	6	5	9	14	4	28	+4	Shanahan	6	4	3	7	10	28	-1	
Jagt	6	5	7	13	6	32	+3	Klein	6	2	4	4	0	15	+2	
Francis	6	1	10	11	2	15	+2	Sanderson	6	3	2	5	2	24	+3	
Niedwed	5	4	4	8	2	22	E	Emmons	6	3	1	4	4	26	E	
Sandstrom	4	2	3	5	4	10	-2	Brown	4	1	3	4	4	4	-6	
Simonak	6	2	3	5	4	21	E	Kovalev	4	0	4	4	8	2	-1	
Zahne	5	0	5	0	2	7	-6	Wesley	6	0	4	4	9	10	-2	
Naslund	5	2	2	4	2	6	+4	O'Neil	5	1	2	3	2	0	-2	
Yonkos	6	0	3	3	10	10	-4	Casani	6	0	2	0	5	1	-3	
Joseph	3	1	1	2	1	4	+1	Darvish	4	1	1	2	6	4	-1	
Fantini	5	1	1	2	2	7	+2	Reddenstone	5	0	2	2	17	12	-2	
Murray	6	1	1	2	17	3	-1	McCombes	4	1	0	1	8	6	-2	
Duganell	1	1	0	1	0	2	+1	Rice	4	1	0	1	4	8	F	
Park	3	1	0	1	2	5	+1	Edick	6	1	0	1	2	7	F	
Wilkinson	4	1	0	1	1	6	E	Koppenh	1	0	1	0	0	7	+2	
Wreggett	3	0	1	1	0	0		Markus	1	0	1	1	0	5	-1	
Leisak	6	0	1	1	0	9	-2	Jacobsen	6	0	1	1	7	4	-2	
Miller	1	0	0	0	0	2	L	Mark	1	0	0	0	0	0	+1	
Sheahan	1	0	0	0	0	1	E	Grise	2	0	0	0	12	0	-3	
Esser	2	0	0	0	0	0	E	Kucera	2	0	0	0	0	2	-3	
Lauri	2	0	0	0	0	0	-1	J. L. Park	2	0	0	0	0	7	-1	
Maclean	2	0	0	0	0	1	-1	Muzzato	2	0	0	0	0	0	-	
McLellan	2	0	0	0	0	3	-2	Snyder	2	0	0	0	0	2	E	
Moran	2	0	0	0	0	2	-1	Glynn	4	0	0	0	2	3	-6	
Barnasso	3	0	0	0	0	0	-	Randman	3	0	0	0	2	13	-4	
Wells	3	0	0	0	2	0	-1	Burke	6	0	0	0	2	0	-	
Paterson	1	0	0	0	7	0	E	Hull	6	0	0	0	4	9	-7	
Strandak	5	0	0	0	7	4	-1									
Roche	6	0	0	0	10	4	-2									
Benson																
TOTAL	6	5	(28-51-79)	105	208			TOTAL	6	(18-32-50)	114	226				

GOALTENDERS

	GP	MP	GF	GA	ENG	SO	AVG	SHOTS	SPCT.	W-L-T
Wreggett (P)	3	180:00	20	8	0	1	2.67	129	.933	3-0-0
Barnasso (P)	3	153:02	8	10	0	0	3.28	166	.906	0-2-1
PITTSBURGH TOTAL	6	365:00	28	18	0	1	2.96	226	.920	3-2-1
Burke (P)	6	315:12	16	24	0	0	4.50	175	.863	2-3-1
Muzzato (P)	2	15:00	2	4	0	2	5.00	33	.879	0-0-0
HARTFORD TOTAL	6	365:00	18	28	0	0	4.60	208	.865	2-3-1

POWER PLAY GOALS

PITTSBURGH (12 for 37) - M. Lemieux (1), Jagt (2), Sandstrom (2), Duganell, Niedwed, Strandak
 HARTFORD (4 for 28) - Shanahan (2), Kovalev (1), O'Neil (1), Sheahan (1)

HAT TRICKS:



MARIO TREMBLAY

MONTREAL CANADIENS



MARK RECCHÉ

Location: 1255 Rue Gauchetière, Street West, Montreal
Club: 1952-59
Founded: 1909
Chairman of the Board, President & Governor:
 Marcel Gauthier
VP Hockey, General Manager and Alternate Governor:
 Brian Burke
Head Coach: Marc Tremblay
NHL Career Record (Seasons): 40-27-10 (1)
Assistant Coaches: Jacques Laperrière, Steve Smith,
 Yvon Courteau
Director of Communications: Bernard Bouchard
Assistant to the Director of Communications:
 Yvon Gauthier
Assistant Communications, Frodoemba Centre:
 Athletic Trainer, Gustav Lichtenhan
Arena (Capacity): Centre Montcalm (21,273)
General Office Phone: 514-937-2585
Press Box Phone: "BA"
FAX Phone: 514-937-4296
Starting Times of Games: 7:00 P.M. (6:00)
Team Colors: Red, White and Blue
Radio: CBF (90 AM), L'Espresso, CMAI (550 AM), 4-1-1
Commercial TV: RSN, TBS and CBMT
Cable TV: RDS
All-Time NHL Record: 2nd (1,072-794)
1995-96 Record: 40-27-10
1995-96 Finish: 3rd (Northwest Division)
1996 Playoff Record: Lost NY Rangers, 4-2 (Eastern
 Conference Quarterfinals)
1995-96 Top Scorers: Pierre Falardeau (30-56-86)
Stanley Cup Titles: 24 (1916, 1934, 1944, 1946, 1949,
 1953, 1956-60, 1954-56, 1959-60, 1971, 1976, 1979-80,
 1986 and 1993)

All-Time Montreal Score vs. Pittsburgh:
 Goals scored: 161 (G: 44-53-67)
All-Time Pittsburgh Score vs. Montreal:
 Goals scored: 166 (G: 22-29-11)
Longest Montreal Win Streak vs. Pittsburgh:
 10 (Apr. 7, 1975 - Dec. 4, 1976)
Longest Pittsburgh Win Streak vs. Montreal:
 3 (Jan. 25, 1988 - Jan. 29, 1988)
**Longest Montreal Undeclared Streak vs.
 Pittsburgh:**
 16 (Jan. 15, 1972 - Jan. 26, 1975) (15-0-3)
Longest Pittsburgh Undeclared Streak vs. Montreal:
 4 (Mar. 28, 1988 - Apr. 7, 1993) (3-0-1)
Last Pittsburgh Win at Home:
 Dec. 7, 1995 (5-1-0) (2-0-1) (non-divisional)
Last Montreal Win at Home:
 Feb. 24, 1996 (1-1-0) (0-0-0) (since last win
 last Pittsburgh Win at Montreal)
Last Montreal Win at Pittsburgh:
 Jan. 12, 1996 (6-0-0) (0-0-0) (since last win)
Most Goals by Pittsburgh vs. Montreal:
 7 (Jan. 21, 1984) (4, 6-1-1), Dec. 7, 1953 (17, 2-0-1)
Most Goals by Montreal vs. Pittsburgh:
 9 (Feb. 27, 1974) (14, 12-0-1)
Most Goals by Both Teams:
 15 (Mar. 15, 1933) (15, 9-7-1)
Last Pittsburgh Shutout vs. Montreal:
 Mar. 2, 1971 (4-0-0) (1-0-2) (rinky)
Last Montreal Shutout vs. Pittsburgh:
 Dec. 23, 1995 (1-0-0) (0-0-0) (rinky)
Last Pittsburgh Hat Trick vs. Montreal:
 Apr. 7, 1993 - Rick Tocchet
Last Montreal Hat Trick vs. Pittsburgh:
 Mar. 16, 1981 - Mario Nadeau
Last Pittsburgh Trade with Montreal: Dec. 23, 1992,
 Perry Schreiner to Pittsburgh for Calum McLeod and
 Overtime Record vs. Pittsburgh: 1-3-0

PITTSBURGH VS. MONTREAL YEAR BY YEAR REGULAR SEASON

YEAR	TOTAL	HOME	ROAD	GF-GA	YEAR	TOTAL	HOME	ROAD	GF-GA
1967-68	0-3-0	0-2-0	0-2-0	11-16	1962-63	1-2-0	1-1-0	0-1-0	11-13
1968-69	1-4-1	0-2-1	1-2-0	16-21	1963-64	0-2-1	0-0-1	0-2-0	6-11
1969-70	2-4-0	2-1-0	0-3-0	15-19	1964-65	1-2-0	1-1-0	0-1-0	11-13
1970-71	1-3-2	1-1-1	0-2-1	13-20	1965-66	0-2-1	0-1-0	0-1-1	10-13
1971-72	1-4-1	1-1-1	0-3-0	16-25	1966-67	1-1-1	1-1-0	0-0-1	11-11
1972-73	0-3-0	0-2-0	0-3-0	12-29	1967-68	2-1-0	1-0-0	1-1-0	11-8
1973-74	0-4-1	0-3-0	0-1-1	10-21	1968-69	1-2-0	0-2-0	1-0-0	8-16
1974-75	1-4-1	1-1-1	0-3-0	15-28	1969-70	1-2-0	1-0-0	0-2-0	4-17
1975-76	0-6-0	0-3-0	0-3-0	19-36	1970-71	0-2-1	0-1-1	0-1-0	11-15
1976-77	0-4-2	0-1-2	0-3-0	11-34	1971-72	1-2-0	1-0-0	0-2-0	9-9
1977-78	1-3-0	1-2-0	0-3-0	19-35	1972-73	2-0-1	0-0-0	0-1-1	12-8
1978-79	2-5-1	2-2-0	0-3-1	19-36	1973-74	1-3-1	1-1-0	0-2-1	7-20
1979-80	1-2-1	1-0-0	0-2-1	14-22	1974-75	2-2-0	2-0-0	0-2-0	13-13
1980-81	2-2-0	1-1-0	1-1-0	15-11	1975-76	1-4-0	1-2-0	0-2-0	17-23
1981-82	1-2-0	1-0-0	0-2-0	9-14	TOTAL	27-85-16	23-34-9	4-53-7	349-560

1995-96 SEASON NOTES: (Dec. 7, M-4 at P-7): The Canadiens' season began with a 4-0 victory over the Pittsburgh Penguins on Dec. 7. The Canadiens' first home game was on Dec. 22, M-4 at P-2). After a 2-1 regular season home win over the Pittsburgh Penguins on Dec. 23, P-4 at M-1), the Canadiens' first playoff game was on Feb. 24, P-3 at M-7). The Canadiens' first game in the playoffs was on Mar. 7, M-1 at P-1). The Canadiens' first game in the playoffs was on Mar. 7, M-1 at P-1).

THIS YEAR'S SCHEDULE

Nov. 27	at Pittsburgh	7:00
Dec. 26	at Pittsburgh	7:00
Jan. 25	at Montreal	1:00
Feb. 16	at Montreal	7:30
Mar. 12	at Pittsburgh	7:00
Mar. 25	at Montreal	7:00

© 1996 Montreal Canadiens



PITTSBURGH VS MONTREAL



1995-96	GP	W	L	T	PTS	GF	GA	PPG	SHG	PEN	PIM
PITTSBURGH	5	1	4	0	2	17	23	0.34	1	40	114
MONTREAL	5	4	1	0	8	23	17	0.69	2	36	81

AT PITTSBURGH (1-2-0)

Dec. 7 Montreal 5 (Barrasso) at PITTSBURGH 7 (BARRASSO)

Dec. 22 MONTREAL 4 (THIBAUT) at PITTSBURGH 2 (Wegge)

Dec. 23 Pittsburgh 0 (Wegge) at MONTREAL 1 (THIBAUT)

Jan. 12 MONTREAL 5 (THIBAUT) at Pittsburgh 5 (Barrasso)

Feb. 24 Pittsburgh 3 (Barrasso) at MONTREAL 7 (THIBAUT)

Wegge replaced Barrasso at 10:31 on Dec. 7

Wegge replaced Barrasso at 20:27 on Feb. 24

AT MONTREAL (0-2-0)

WG - Frank

WG - Rea

WG - Rubinsky

WG - Savage

WG - Rea

GOALS & SHOTS BY PERIODS

	1ST	2ND	3RD	OVT	TOTAL
PITTSBURGH	2-51	7-15	9-55	-	17-165
MONTREAL	5-43	11-55	6-31	-	23-149

PITTSBURGH	GP	G	A	PTS	PIM	SOG	±	MONTREAL	GP	G	A	PTS	PIM	SOG	±
Jagi	5	4	5	9	4	27	1	Kova	5	5	4	9	2	10	+2
Lomax	5	4	4	8	4	22	-4	Dunthorn	5	3	3	6	4	16	2
Francis	5	2	4	4	6	11	2	Makino	5	1	5	2	2	15	+3
Nesved	5	1	0	2	0	7	-2	Rubinsky	5	1	2	2	4	12	+8
Zibov	5	0	1	0	2	9	-2	Brasbas	4	0	5	0	2	8	E
Sandstrom	4	2	1	3	0	22	2	Kovalenko	3	2	2	4	8	5	E
MacPhee	2	0	3	0	6	3	-1	Rea	5	2	2	4	2	13	-1
Nakula	5	0	0	0	6	11	-1	Lange	5	0	4	0	2	15	-3
Smolinski	5	2	0	2	6	15	0	Simonsen	5	0	0	0	4	0	-1
G. Murray	4	1	1	2	7	12	0	Suzawa	4	2	0	2	0	11	1
Joseph	5	1	1	2	7	9	-3	Bare	5	1	1	2	0	10	-1
Wegge	4	0	1	1	3	0	-	Petrov	4	0	2	0	2	1	2
F. LeBlond	1	0	0	0	0	0	0	Burava	5	0	2	0	2	2	-2
Wells	1	0	0	0	17	0	0	Fraser	1	1	0	1	0	2	-2
W. Murray	2	0	0	0	2	1	3	C. Murray	4	0	1	1	9	2	+1
Barrasso	3	0	2	0	0	0	0	Odeh	5	0	1	1	2	3	+1
Francis	3	0	2	0	7	2	-1	Papay	5	0	1	1	0	3	-1
Ducena	4	0	0	0	7	0	-1	Ortiz	5	0	1	1	15	5	+3
Lehou	4	0	0	0	11	4	-1	Lubinski	1	0	0	0	0	0	-
Mironov	4	0	0	0	2	6	-1	White	1	0	0	0	2	0	-1
Moran	4	0	0	0	0	2	-1	Brasbas	2	0	0	0	7	0	0
Park	4	0	0	0	0	0	0	Conroy	2	0	0	0	0	0	0
Patterson	4	0	0	0	19	1	E	Fraser	2	0	0	0	2	2	-2
Rudin	5	0	0	0	9	5	-2	Kiparski	3	0	0	0	4	4	-2
Burch					2			Thibaut	4	0	0	0	0	0	0
TOTAL	5		(17-37-49)	114	164			TOTAL	5		(23-36-59)	61	149		

GOALTENDERS

	GP	MP	GF	GA	ENG	SO	AVG	SHOTS	SPGT.	W-L-T
Wegge (P)	4	100:45	11	10	1	0	3.00	452	692	1-2-0
Barrasso (P)	3	94:04	6	12	0	0	1.34	55	759	0-2-0
PITTSBURGH TOTAL	5	300:00	17	23	1	0	4.60	149	.846	1-4-0
Thibaut (M)	1	24:00	15	10	0	1	2.50	120	.917	4-0-0
Kovalenko (M)	1	58:36	5	6	1	0	1.14	10	.860	5-1-0
MONTREAL TOTAL	5	300:00	23	17	1	1	3.40	164	.896	4-1-0

POWER PLAY GOALS:

PITTSBURGH (5 for 24) - Jagi, 2; Lomax, 2; Smolinski
MONTREAL (7 for 24) - Kova, 3; Bare, Dunthorn, Kovalenko, Suzawa

SHORT-HANDED GOALS:

PITTSBURGH (1) - Sandstrom
MONTREAL (2) - Kova, Rea



PITTSBURGH VS OTTAWA



1995-96

PITTSBURGH
OTTAWA

GP	W	L	T	PTS	GF	GA	PPG	SHG	PEN	PIM
6	5	0	0	10	32	11	7.29	1	40	103
6	0	6	0	0	11	32	5.56	1	44	120

AT PITTSBURGH (3-0-0)

Nov. 8 PITTSBURGH 2 (BARRASSO) at Ottawa 1 (Beaudry)
 Nov. 20 Ottawa 2 (Bates) at PITTSBURGH 7 (BARRASSO)
 Jan. 3 Ottawa 1 (Beaudry) at PITTSBURGH 4 (BARRASSO)
 Jan. 24 PITTSBURGH 3 (BARRASSO) at Ottawa 3 (Rholes)
 Mar. 7 Ottawa 1 (Rholes) at PITTSBURGH 5 (BARRASSO)
 Apr. 11 PITTSBURGH 1 (BARRASSO) at Ottawa 1 (Rholes)

AT OTTAWA (3-0-0)

WG - Joseph
 WG - Sandstrom
 WG - Ruelin
 WG - Drudvik
 WG - Smithson
 WG - Lamer

GOALS & SHOTS BY PERIODS

	1ST	2ND	3RD	OVT	TOTAL
PITTSBURGH	15-53	7-66	12-69		34-190
OTTAWA	3-21	7-63	6-56		17-180

PITTSBURGH	GP	G	A	PTS	PIM	SOG	±	OTTAWA	GP	G	A	PTS	PIM	SOG	±
Jung	6	5	6	10	14	31	+7	Adriessen	6	7	7	4	4	15	-3
Francis	6	4	7	11	4	24	-9	Gadusec	5	1	2	3	0	13	-6
Lemieux	6	5	6	9	4	24	-9	Birk	6	1	2	3	0	19	-8
Nedved	6	5	6	9	2	15	+8	Chrosos	6	1	2	3	0	12	-5
Smithson	6	1	4	6	9	12	+8	Curryworth	6	2	0	2	17	6	-8
Sandstrom	4	3	2	5	4	16	-1	Yasyn	4	1	1	2	0	18	-4
Zubov	5	0	5	5	0	6	-4	Dagile	4	0	2	2	0	6	-5
Naslund	5	2	1	4	2	6	-3	Madry	5	0	2	2	6	10	6
Joseph	5	1	3	4	0	7	-8	Shak	3	1	0	1	6	5	-1
Murray	4	1	2	3	0	7	-5	Avenlund	4	1	0	1	6	4	2
Roen	4	1	2	3	0	3	-5	McCleary	5	1	0	1	2	2	-1
Walesna	4	1	1	2	4	5	-6	Cumy	1	0	1	1	0	2	2
Majors	1	0	2	2	0	7	-5	Dezura	2	0	1	1	0	3	0
Dunsmuir	1	1	0	1	0	1	0	Huffman	3	0	1	1	19	11	-3
Lefour	4	1	0	1	6	2	-3	Gadusec	4	0	1	1	0	11	6
Park	4	1	0	1	4	7	-2	Mullett	4	0	1	1	2	1	-2
Tamci	4	1	0	1	4	4	+2	Ternstrom	5	0	1	1	12	7	8
Duende	5	1	0	1	2	4	0	Svokar	6	0	1	1	2	5	0
Macew	2	0	1	1	1	1	+1	Riles	1	0	0	0	0	0	0
McLellan	2	0	1	1	4	2	0	Rnysque	1	0	0	0	0	0	0
Burasse	6	0	1	1	2	0	0	Lapierre	1	0	0	0	2	1	0
Jester	1	0	0	0	0	1	-2	Lankaran	1	0	0	0	0	0	0
Yon	1	0	0	0	2	4	0	Enard	1	0	0	0	0	1	-1
Hatterson	1	0	0	0	0	0	0	Beaudry	2	0	0	0	0	0	-
Staples	1	0	0	0	0	0	0	Drey	2	0	0	0	6	6	-1
Luce	2	0	0	0	0	1	-1	Frynak	2	0	0	0	2	1	-1
Allen	3	0	0	0	0	0	+3	Lewis	2	0	0	0	14	0	0
Fitzgerald	3	0	0	0	0	0	+2	Hedberg	3	0	0	0	0	0	-
Moran	3	0	0	0	0	1	0	Vat	3	0	0	1	4	0	-2
Wells	5	0	0	0	16	2	0	Malick	4	0	0	0	0	1	-2
Bench								Masil	5	0	0	0	4	2	-1
								Hill	6	0	0	0	6	14	-5
TOTAL	6		(32-52-84)	103	190			TOTAL	6		(11-20-31)	120	180		

GOALTENDERS

Player	GP	MP	GF	GA	ENG	SO	AVG	SHOTS	SPCT.	W-L-T
Barrage (P)	6	360:00	32	11	0	0	1.83	180	.939	6-0-0
PITTSBURGH TOTAL	6	360:00	32	11	0	0	1.83	180	.939	6-0-0
Prodes (O)	3	179:08	7	14	0	0	5.80	88	.847	0-3-0
Beaupre (O)	2	119:53	2	11	0	0	5.51	67	.823	0-2-0
Blain (O)	1	60:00	2	7	0	0	7.00	42	.533	0-1-0
OTTAWA TOTAL	6	360:00	11	32	0	0	5.33	190	.832	0-6-0

POWER PLAY GOALS:

PITTSBURGH (7 for 23) - Sandstrom 3, Dagile 1, Francis, Jung, Lemieux
 OTTAWA (5 for 35) - Adriessen 2, Curryworth, Shak, Yasyn

SHORT-HANDED GOALS:

PITTSBURGH (1) - Lemieux
 OTTAWA (1) - Chrosos

HAT TRICKS:

PITTSBURGH (1) - Naslund (Nov. 28)



DOUG MACLEAN

FLORIDA PANTHERS



JOHN VANBIESBROUCK

Location: 100 NE First Ave., 2nd Floor, Ft. Lauderdale, FL 33301

Founded: 1992

President: William A. Torrey

Vice President and General Manager: Bryan Murray

Head Coach: Doug MacLean

NHL Career Record (Seasons): 41, 31, 10, 11

Assistant Coaches: Lindy Ruff and Claude Soren

Goaltending Coach: Bill Eutin

Director of Public and Media Relations: Greg Soren

Public/Media Relations Associate: Jan Kramer

Public/Media Relations Assistant: Tom Ziemer

Trainer: Dave Smith

Arena (Capacity): 15,000 Arena: 174,703

General Office Phone: 954-766-1500

Press Box Phone: 954-475-0540

FAX Phone: 954-768-9870

Starting Times of Games: 7P-7:35, Sat. 10:30P

Team Colors: Red, Navy Blue and White/Black

Radio: WQAM 560 AM

Commercial TV: None

Cable TV: Sports Channel

All-Time NHL Record: 84-67-33

1995-96 Record: 41-31-10

1995-96 Finish: 3rd Atlantic Division

1996 Playoff Record: Won, Boston, 4-1, Eastern

Conference Quarterfinals, Won, Philadelphia, 4-2, Eastern

Conference Semifinals, Won, Pittsburgh, 4-3, Eastern

Conference Finals, Lost, Detroit, 4-0, Stanley Cup Finals

1995-96 Top Scorer: Scott Mellanby, 32, 38-10

Stanley Cup Titles: None

All-Time Florida Scorer vs. Pittsburgh:

Doug MacLean (12G), 34-6

All-Time Pittsburgh Scorer vs. Florida:

James Van Rijsdyk, 12G, 6-12

Longest Pittsburgh Win Streak vs. Florida:

4-Feb. 1, 1994 - Feb. 7, 1995

Longest Florida Win Streak vs. Pittsburgh:

2-Mar. 26, 1995 to May 3, 1995

Longest Pittsburgh Undefeated Streak vs. Florida:

6-Jan. 12, 1993 to Feb. 7, 1995, 5-0-11

Longest Florida Undefeated Streak vs. Pittsburgh:

2-Mar. 26, 1995 to May 3, 1995, 2-0-0

Last Pittsburgh Win at Home:

Dec. 30, 1995, 6-0, 0-1, Tampa Bay

Last Florida Win at Home:

Jan. 22, 1995, 2-1, 0-1-0, Tampa Bay

Last Pittsburgh Win at Florida:

Mar. 26, 1995, 3-1, 0-0-0, Tampa Bay

Last Florida Win at Pittsburgh:

May 3, 1995, 4-0, 0-0-0, Tampa Bay

Most Goals by Pittsburgh vs. Florida:

7, Feb. 7, 1995, P, 7-2

Most Goals by Florida vs. Pittsburgh:

5, Jan. 21, 1995, P, 5-1, Dec. 30, 1995, P, 5-0

Most Goals by Both Teams:

11, Jan. 23, 1995, 0-5, Dec. 30, 1995, P, 6-5

Last Pittsburgh Shutout vs. Florida: None

Last Florida Shutout vs. Pittsburgh:

Mar. 26, 1995, 3-0, John Vanbiesbrouck

Last Pittsburgh Hat Trick vs. Florida:

Dec. 30, 1995, Mario Lemieux

Last Florida Hat Trick vs. Pittsburgh: None

Last Pittsburgh Trade with Florida: Mar. 18,

1994, Greg Hawgood to Pittsburgh for Jeff Dornier.

Overtime Record vs. Pittsburgh: 0-0-1

PITTSBURGH PENGUINS vs. FLORIDA PANTHERS REGULAR SEASON

YEAR	TOTAL	HOME	ROAD	GF-GA	YEAR	TOTAL	HOME	ROAD	GF-GA
1994-95	3-0-1	1-0-1	2-0-0	15-7	1995-96	3-1-0	2-0-0	1-1-0	12-10
1994-95	2-0-0	1-1-0	1-1-0	16-14	TOTAL	6-1-1	4-1-1	4-2-0	38-31

1995-96 SEASON NOTES—Dec. 1, P-1 at P-2; Tampa Bay, 1-0. Jan. 24, P-1 at P-2; Tampa Bay, 2-0. Jan. 25, P-1 at P-2; Tampa Bay, 1-0. Feb. 15, P-1 at P-2; Tampa Bay, 1-0. Feb. 20, P-1 at P-2; Tampa Bay, 1-0. Feb. 21, P-1 at P-2; Tampa Bay, 1-0. Feb. 22, P-1 at P-2; Tampa Bay, 1-0. Feb. 23, P-1 at P-2; Tampa Bay, 1-0. Feb. 24, P-1 at P-2; Tampa Bay, 1-0. Feb. 25, P-1 at P-2; Tampa Bay, 1-0. Feb. 26, P-1 at P-2; Tampa Bay, 1-0. Feb. 27, P-1 at P-2; Tampa Bay, 1-0. Feb. 28, P-1 at P-2; Tampa Bay, 1-0. Feb. 29, P-1 at P-2; Tampa Bay, 1-0. Feb. 30, P-1 at P-2; Tampa Bay, 1-0. Mar. 1, P-1 at P-2; Tampa Bay, 1-0. Mar. 2, P-1 at P-2; Tampa Bay, 1-0. Mar. 3, P-1 at P-2; Tampa Bay, 1-0. Mar. 4, P-1 at P-2; Tampa Bay, 1-0. Mar. 5, P-1 at P-2; Tampa Bay, 1-0. Mar. 6, P-1 at P-2; Tampa Bay, 1-0. Mar. 7, P-1 at P-2; Tampa Bay, 1-0. Mar. 8, P-1 at P-2; Tampa Bay, 1-0. Mar. 9, P-1 at P-2; Tampa Bay, 1-0. Mar. 10, P-1 at P-2; Tampa Bay, 1-0. Mar. 11, P-1 at P-2; Tampa Bay, 1-0. Mar. 12, P-1 at P-2; Tampa Bay, 1-0. Mar. 13, P-1 at P-2; Tampa Bay, 1-0. Mar. 14, P-1 at P-2; Tampa Bay, 1-0. Mar. 15, P-1 at P-2; Tampa Bay, 1-0. Mar. 16, P-1 at P-2; Tampa Bay, 1-0. Mar. 17, P-1 at P-2; Tampa Bay, 1-0. Mar. 18, P-1 at P-2; Tampa Bay, 1-0. Mar. 19, P-1 at P-2; Tampa Bay, 1-0. Mar. 20, P-1 at P-2; Tampa Bay, 1-0. Mar. 21, P-1 at P-2; Tampa Bay, 1-0. Mar. 22, P-1 at P-2; Tampa Bay, 1-0. Mar. 23, P-1 at P-2; Tampa Bay, 1-0. Mar. 24, P-1 at P-2; Tampa Bay, 1-0. Mar. 25, P-1 at P-2; Tampa Bay, 1-0. Mar. 26, P-1 at P-2; Tampa Bay, 1-0. Mar. 27, P-1 at P-2; Tampa Bay, 1-0. Mar. 28, P-1 at P-2; Tampa Bay, 1-0. Mar. 29, P-1 at P-2; Tampa Bay, 1-0. Mar. 30, P-1 at P-2; Tampa Bay, 1-0. Mar. 31, P-1 at P-2; Tampa Bay, 1-0.

THIS YEAR'S SCHEDULE

Nov. 6	at Florida	7:30P
Nov. 12	at Pittsburgh	7:30P
Nov. 18	at Pittsburgh	7:30P
Nov. 24	at Florida	7:30P
Dec. 14	Tampa Bay at Tampa Bay	



PITTSBURGH VS FLORIDA



1995-96	GP	W	L	T	PTS	GF	GA	PPG	SHG	PEN	PIM
PITTSBURGH	3	3	1	0	6	12	10	3.7	1	36	157
FLORIDA	4	1	3	0	2	10	12	2.5	1	29	86

AT PITTSBURGH (2-0-0)

Dec. 1 Florida 1 (Warwick) vs. Pittsburgh 2 (BARRASSO)

Dec. 30 Florida 5 (Warwick) vs. Pittsburgh 6 (BARRASSO)

Jan. 29 Pittsburgh 1 (BARRASSO) at Florida 3 (FITZPATRICK)

Mar. 28 PITTSBURGH 3 (BARRASSO) at Florida 2 (Fitzpatrick)

Florida captured Warwick's puck at 25:36 on Dec. 30

AT FLORIDA (1-1-0)

WG - Jagr

WG - Jagr

WG - Niedermayer

WG - Jagr

GOALS & SHOTS BY PERIODS:

	1ST	2ND	3RD	OVT	TOTAL
PITTSBURGH	6-35	3-43	3-37	--	12-115
FLORIDA	2-52	2-51	6-50	--	10-153

PITTSBURGH	GP	G	A	PTS	PIM	SOG	±	FLORIDA	GP	G	A	PTS	PIM	SOG	±
Jagr	4	5	2	7	2	23	E	Niedermayer	4	2	4	5	5	9	-1
Domenech	4	4	2	6	1	17	-1	Narveson	4	0	3	3	0	7	2
Zubov	4	1	3	4	1	9	-2	Murphy	4	2	0	2	0	19	-1
Nedved	4	0	4	4	2	5	-1	Howe	5	1	1	2	0	3	1
Francis	4	1	3	3	0	7	2	T. Fitzgerald	4	1	1	2	0	14	+2
Sandstrom	4	0	3	4	0	6	-3	Hull	4	0	2	2	0	7	-1
Dagostino	1	0	2	2	17	0	1	Westley	1	1	0	1	2	2	-1
Murray	4	0	2	2	1	3	E	Belanger	3	1	0	1	2	7	-1
Roche	0	1	0	1	12	1	+1	Bozak	4	1	5	1	0	7	1
Wilson	3	0	1	1	15	3	-1	McManby	4	1	0	1	0	11	+1
Tanaka	4	0	1	1	13	7	F	Smith	2	0	1	1	0	3	-1
R. Fitzgerald	1	0	0	0	0	1	E	Svenhug	2	0	1	1	0	3	1
Lauri	1	0	0	0	0	0	E	Staves	3	0	1	1	2	0	1
Melvin	1	0	0	0	0	0	1	Carkner	3	0	1	1	0	3	-3
Medvedev	1	0	0	0	0	1	E	Loery	3	0	1	1	2	1	-1
Miller	1	0	0	0	0	0	E	Skjegstad	4	0	1	1	13	1	E
Stromay	1	0	0	0	0	0	E	Svein	4	0	1	1	13	16	-1
Vance	2	0	0	0	0	1	E	Kudrinski	1	0	0	0	0	1	-5
Park	2	0	0	0	2	2	E	Shupliak	1	0	0	0	2	8	2
Patterson	2	0	0	0	0	0	1	Spaka	1	0	0	0	0	0	F
Wells	2	0	0	0	0	0	E	Womack	1	0	0	0	2	1	F
Dumais	3	0	0	0	0	1	E	Warwick	2	0	0	0	0	0	-
Morisy	3	0	0	0	0	2	1	Fitzpatrick	3	0	0	0	0	0	-
Nasrallah	3	0	0	0	2	7	-2	Jovanovski	4	0	0	0	1	11	+1
Barrassó	4	0	0	0	4	0	-	Lisak	4	0	0	0	22	0	-1
Joseph	4	0	0	0	0	6	+3	Lindsay	4	0	0	0	0	0	1
Lemkau	4	0	0	0	4	0	+2								
Szalinski	4	0	0	0	2	11	1								
TOTAL	4	(12-22-34)	102	115				TOTAL	4	(10-17-27)	86	153			

GOALYENDERS

	GP	MP	GF	GA	ENG	SO	AVG	SHOTS	SPCT.	W.L.T
Barrassó (P)	4	234:48	12	10	0	0	2.51	153	.065	3-1-0
PITTSBURGH TOTAL	4	240:00	12	10	0	0	2.50	153	.065	3-1-0

FLORIDA (P)

Fitzpatrick (P)	3	152:00	8	8	0	0	1.97	50	.16	1-2-0
Warwick (P)	2	85:15	2	2	0	0	1.93	56	.071	0-1-0
FLORIDA TOTAL	4	240:00	10	12	0	0	3.00	115	.096	1-3-0

POWER PLAY GOALS:

PITTSBURGH (5 for 17): Jagr 2, Lemkau 2, Francis

FLORIDA (2 for 36): Murphy, Westley

SHORT-HANDED GOALS:

PITTSBURGH (1): Lemkau

FLORIDA (1): Fitzgerald

HAT TRICKS:

PITTSBURGH (1): Lemkau (Dec. 30)



PITTSBURGH VS NEW JERSEY



1995-96	GP	W	L	T	PTS	GF	GA	PPG	SHG	PEN	PIM
PITTSBURGH	4	2	1	1	5	11	9	3-15	0	20	54
NEW JERSEY	4	1	2	1	3	9	11	1-13	0	20	48

AT PITTSBURGH (1-1-0)

Oct. 28 PITTSBURGH 5 (BARRASSO) at New Jersey 3 (Brodie)

Feb. 7 Pittsburgh 1 (Wregget) at New Jersey 1 (Brodie)

Mar. 9 NEW JERSEY 4 (BRODIE) at Pittsburgh 3 (Barrasso)

Mar. 30 New Jersey 1 (Brodie) at PITTSBURGH 2 (WREGGET)

* 1 Thomas scored at 0:21 of overtime on Mar. 9

AT NEW JERSEY (1-0-1)

WG Lemieux

WG Thomas

WG Niedved

GOALS & SHOTS BY PERIODS

	1ST	2ND	3RD	OVT	TOTAL
PITTSBURGH	4-9	4-9	3-21	0-0	11-29
NEW JERSEY	1-5	1-7	1-3	1-3	4-15

PITTSBURGH	GP	G	A	PTS	PIM	SOG	±	NEW JERSEY	GP	G	A	PTS	PIM	SOG	±
Lemieux	3	4	7	6	2	16	-1	Guerin	4	1	5	6	9	12	16
Jay	4	1	5	6	6	13	-1	Thomas	4	4	1	5	4	12	12
Francis	4	1	4	5	2	5	5	MacLean	4	2	0	2	4	8	-1
Sandstrom	2	0	3	3	0	1	-1	Sykora	4	1	1	2	0	11	15
Niedved	4	2	7	2	2	4	-1	Chambers	3	0	7	2	0	6	-1
Schmuck	4	1	1	2	0	12	-1	Kastner	4	0	2	2	2	10	-3
Mironov	3	0	2	2	4	4	E	Slovis	4	1	0	1	0	8	1
Lauer	3	1	0	1	2	2	-1	Sullivan	1	0	1	1	0	2	E
Moran	2	1	0	1	2	3	E	Abram	2	0	1	1	2	5	-2
Miller	1	0	1	1	0	3	-1	Reilly	3	0	1	1	0	4	E
Nasland	2	0	1	1	0	0	-1	Anderschuk	1	0	0	0	0	2	1
Patterson	2	0	1	1	2	0	-1	Davis	1	0	0	0	0	0	2
Pharo	3	0	1	1	2	1	-1	Bolin	2	0	0	0	2	5	E
Rane	1	3	0	0	0	1	E	Dean	2	0	0	0	4	2	E
Duquette	1	3	0	0	2	0	-1	Hicks	2	0	0	0	0	8	E
MacLean	1	3	0	0	4	1	F	Houlihan	2	0	0	0	0	12	1
Park	1	0	0	0	1	1	E	Pruse	2	0	0	0	5	5	F
Stange	1	0	0	0	0	0	E	Simpson	2	0	0	0	0	1	E
Wilkoski	1	0	0	0	0	0	-1	Stonyke	3	0	0	0	4	3	-1
Barrasso	2	0	0	0	2	0	-	Holston	4	0	0	0	2	8	1
Foster	2	0	0	0	0	0	-1	Zelchuk	3	0	0	0	4	8	1
McLwain	2	0	0	0	0	1	-1	Brodie	4	0	0	0	0	0	-
Wregget	2	0	0	0	0	0	-	Cyprien	4	0	0	0	0	2	-3
Joseph	3	0	0	0	0	4	-	McKay	4	0	0	0	2	7	-1
Zubov	3	0	0	0	0	8	-2	Ricker	4	0	0	0	0	12	-3
Driedzic	4	0	0	0	3	1	E	Smith	4	0	0	0	4	5	-2
Lemieux	4	0	0	0	9	1	1								
Murray	4	0	0	0	2	1	1								
Tanner	4	0	0	0	11	1	E								
Webb	4	0	0	0	0	1	-1								
TOTAL	4	11	21-32	54	69			TOTAL	4	4	14-23	48	154		

GOALTENDERS	GP	MP	GF	GA	ENG	SO	AVG	SHOTS	SPCT.	W-L-T
Wregget (P)	2	175:00	8	7	0	0	0.95	70	.971	1-0-1
Barrasso (P)	2	120:21	8	7	0	0	3.49	94	.917	1-1-0
PITTSBURGH TOTAL	4	245:21	11	9	0	0	2.20	154	.942	2-1-1
Brodie (NJ)	4	243:31	9	10	1	0	2.40	68	.886	1-2-1
NEW JERSEY TOTAL	4	245:21	9	11	1	0	2.69	69	.876	1-2-1

POWER PLAY GOALS: PITTSBURGH (3 for 16) - Lemieux 2, Niedved

NEW JERSEY (1 for 18) - MacLean

HAT TRICKS: PITTSBURGH (1) - Lemieux (Oct. 28)



PITTSBURGH VS NY ISLANDERS



1995-96	GP	W	L	T	PTS	GF	GA	PPG	SHG	PEN	PIM
PITTSBURGH	4	3	1	0	6	19	15	6-21	0	31	88
NY ISLANDERS	4	1	3	0	2	15	19	4-21	1	31	88

AT PITTSBURGH (1-1-0)

Oct. 26 PITTSBURGH 7 @ BARRASSO at NY Islanders 5 (Soderstrom)
 Dec. 1 PITTSBURGH 4 (WHEGGET) at NY Islanders 3 (Soderstrom)
 Mar. 16 NY Islanders 2 (Forslund) at PITTSBURGH 4 (BARRASSO)
 Apr. 10 NY ISLANDERS 6 @ SOUTH STROM at Pittsburgh 2 (Wegget)

AT NY ISLANDERS (2-0-0)

WG - Jupp
 WG - Naslund
 WG - Naslund
 WG - Bonazzi

GOALS & SHOTS BY PERIODS:	1ST	2ND	3RD	OVT	TOTAL
PITTSBURGH	3-41	5-36	7-44	-	19-121
NY ISLANDERS	3-40	6-36	6-42	-	16-115

PITTSBURGH	GP	G	A	PTS	PIM	SOG	±	ISLANDERS	GP	G	A	PTS	PIM	SOG	±
Leitch	4	8	5	11	8	27	+4	Rudly	1	6	7	2	14	1	1
Naslund	3	2	4	4	2	5	+5	Bonazzi	4	2	4	6	0	7	+5
Soderstrom	2	3	2	6	0	6	+3	Green	3	1	5	6	0	19	-2
Jupp	4	2	3	4	6	10	+4	Clark	2	2	1	3	0	7	+1
Forslund	4	1	4	2	0	5	-3	Johnson	2	0	3	3	0	4	+3
Soderstrom	4	1	3	4	3	11	-2	Milnes	4	0	3	3	2	7	+1
Murray	4	1	2	2	2	4	E	McCabe	4	2	0	2	3	7	E
MacKenzie	2	0	3	0	0	0	+1	Svensk	3	1	1	2	4	8	+3
Zubov	3	0	3	0	3	4	+2	Reers	2	0	2	2	2	1	1
Forsler	1	1	1	2	2	2	+1	Kirby	2	0	2	2	2	3	1
Murphy	3	0	2	2	12	3	+3	Luchini	3	1	0	1	4	2	-2
Roshe	3	0	2	2	17	2	+1	Sweeney	3	1	3	1	2	3	E
Naslund	4	0	2	0	2	3	0	Cartwright	1	0	1	1	0	0	-1
Mair	1	1	0	1	2	2	-1	Taylor	1	0	1	1	0	0	-1
Joseph	2	1	0	1	0	1	-1	Vasquez	1	0	1	1	0	1	-1
Lundin	4	0	1	0	16	5	-2	Ar Jonsson	2	0	1	1	0	5	E
Soderstrom	1	0	0	0	0	0	+1	Soderstrom	2	0	1	1	2	4	-1
Engelvall	1	0	0	0	0	2	3	LaFrance	3	0	1	1	9	7	-2
Moran	1	0	0	0	2	1	1	Arnsdorf	1	0	0	0	0	2	-1
Park	1	0	0	0	2	1	1	Deuling	1	0	0	0	0	0	-1
Stephens	1	0	0	0	0	0	1	Lehland	1	0	0	0	0	0	-
Harrison	2	0	0	0	0	0	0	Lindus	1	0	0	0	0	0	-1
Lauri	2	0	0	0	0	0	1	Milnes	1	0	0	0	0	0	-3
McLain	2	0	0	0	0	2	E	Vaska	1	0	0	0	0	2	1
Palmer	2	0	0	0	2	0	E	Amstutz	2	0	0	0	2	4	-1
Wickson	2	0	0	0	4	6	1	Chyrench	2	0	0	0	5	0	F
Wengert	2	0	0	0	0	0	-	Hendrickson	2	0	0	0	4	1	E
Wells	1	0	0	0	0	1	1	Kasparitis	2	0	0	0	2	1	-1
Hansen	4	0	0	0	0	1	-1	Wicks	2	0	0	0	20	0	E
Leitch	4	2	0	0	5	9	-1	Foley	3	0	0	0	0	5	-1
								Severson	3	0	0	0	12	1	F
								Soderstrom	3	0	0	0	0	0	-
								Platte	1	0	0	0	0	0	-3
TOTAL	4	(19-37-56)	88	121				TOTAL	4	(16-28-44)	88	115			

GOALTENDERS	GP	MP	GF	GA	ENG	SO	AVG	SHOTS	SPCT	W-L-T
Barraso (P)	2	120:00	11	7	0	0	3.50	103	.843	2-0-0
Wegget (P)	2	120:00	8	9	0	0	4.50	55	.836	1-1-0
PITTSBURGH TOTAL	4	240:00	19	16	0	0	4.00	115	.861	3-1-0
Lehland (NYI)	1	60:00	2	4	0	0	4.30	30	.867	0-1-0
Soderstrom (NYI)	3	171:12	14	15	0	0	5.00	82	.817	1-2-0
NY ISLANDERS TOTAL	4	240:00	16	19	0	0	4.75	121	.843	1-3-0

POWER PLAY GOALS: PITTSBURGH (6 for 21) - Lemieux 3, Jupp, Naslund, Soderstrom

NY ISLANDERS (4 for 21) - Rudly 3, Luongo

SHORT-HAND GOALS: NY ISLANDERS (1) - Rudly

H&T TRICKS: PITTSBURGH (1) - Lemieux (Oct. 26)



COLIN CAMPBELL

NEW YORK RANGERS



MARK MESSIER

Location: Rensselaer, N.Y. (Rangers) New York, N.Y. (Knicks)
 Founded: 1926
 President and General Manager: Mark Messier
 Head Coach: Colin Campbell
 NHL Career Record (Seasons): 88 (60-17-2)
 Assistant Coach: Tom Torrey
 Director of Public Relations: John Desjardis
 Assistant Director of Public Relations: Eric Koenig
 Public Relations Assistant: Frank Bagnasco
 Trainers: Jim Hunsley, Mike Foglia, Bruce Latta
 Arena (Capacity): Madison Square Garden, N.Y. (18,000)
 General Office Phone: (212) 465-6332
 Press Box Phone: (212) 465-5321
 FAX Phone: (212) 465-6194

Starting Times of Games: 7:30 P.M., 7:00 P.M., 6:00 P.M., 5:00 P.M.
 Team Colors: Blue, Red and White
 Radio: WFAN 660 AM and WEDV 105.9 FM
 Commercial TV: None
 Cable TV: Madison Square Garden, N.Y.
 All-Time NHL Record: 1975-1988 (7-1)
 1985-86 Record: 11-27-14
 1985-86 Finish: 1st (Atlantic Division)
 1985 Playoff Record: (W) 4-1 (L) 0-2, Eastern Conference (L) 0-3, Stanley Cup (L) 0-4, Eastern Conference (L) 0-1
 1995-96 Top Scorer: Mark Messier, 41 (29-8-8)
 Stanley Cup Titles: Four (1928, 1933, 1966 and 1994)

All-Time Rangers Score vs. Pittsburgh:
 160 Goals, 144 Goals, 18-20-16
 All-Time Pittsburgh Scorer vs. Rangers:
 Mario Lemieux 157 Goals, 53 (38-119)
 Longest Rangers Win Streak vs. Pittsburgh:
 5 (Nov. 18, 1973 - Nov. 24, 1974)
 Longest Pittsburgh Win Streak vs. Rangers:
 4 (Mar. 12, 1984 - Apr. 18, 1985)
 Nov. 14, 1989 - Feb. 6, 1990
 Longest Rangers Undeclared Streak vs. Pittsburgh:
 12 (Jan. 7, 1972 - Oct. 30, 1971) (8-0-4)
 Longest Pittsburgh Undeclared Streak vs. Rangers:
 0 (Nov. 14, 1989 - Feb. 14, 1990) (5-0-1)
 Last Pittsburgh Win at Home:
 Feb. 19, 1996 (4-3) (6-2-0) (1-0) (1-0) (1-0) (1-0)
 Last Rangers Win at Home:
 Nov. 21, 1995 (2-4) (0-2) (1-0) (1-0) (1-0) (1-0)
 Last Pittsburgh Win at Rangers:
 Mar. 24, 1986 (4-1) (2-0) (1-0) (1-0) (1-0) (1-0)
 Last Rangers Win at Pittsburgh:
 Nov. 22, 1995 (4-1) (1-1) (1-0) (1-0) (1-0) (1-0)
 Most Goals by Pittsburgh vs. Rangers:
 10 (Apr. 3, 1993) (7-10-4)
 Most Goals by Rangers vs. Pittsburgh:
 11 (Nov. 20, 1992) (11-11-2)
 Most Goals by Both Teams: 14 (Mar. 2, 1975) (N.Y. 8-6) (Nov. 25, 1992) (N.Y. 11-3) (Apr. 9, 1989) (P. 10-4)
 Last Pittsburgh Shutout vs. Rangers:
 Feb. 10, 1988 (1-0) - Tom Barrasso
 Last Rangers Shutout vs. Pittsburgh:
 Nov. 18, 1973 (7-0) - Eric Stenlund
 Last Pittsburgh Hat Trick vs. Rangers:
 Apr. 9, 1993 - Mario Lemieux (1, Joe Mullen, Eric Stenlund)
 Last Rangers Hat Trick vs. Pittsburgh:
 Nov. 21, 1995 - Paul Volzke
 Last Pittsburgh Trade with Rangers: Aug. 31, 1995, Sergei Zubov and Petr Nedved for Pittsburgh for Lou Piloni and the rights to Cliff Sorensen
 Overtime Record vs. Pittsburgh: 3-5-7

PITTSBURGH PENGUINS vs. NEW YORK RANGERS									
REGULAR SEASON									
YEAR	TOTAL	HOME	ROAD	GF-GA	YEAR	TOTAL	HOME	ROAD	GF-GA
1967-68	0-1-1	0-1-1	0-2-0	7-15	1982-83	1-5-1	1-2-1	0-3-0	19-34
1968-69	1-5-0	1-2-0	0-3-0	16-27	1983-84	2-5-0	1-2-0	1-3-0	25-36
1969-70	1-4-1	0-3-0	1-1-1	7-16	1984-85	3-4-0	2-2-0	1-2-0	29-31
1970-71	0-5-1	0-3-0	0-2-1	7-24	1985-86	4-2-1	1-1-1	3-1-0	26-24
1971-72	1-3-2	1-1-1	0-2-1	13-22	1986-87	2-3-2	1-2-1	1-1-1	23-26
1972-73	2-3-0	1-1-0	1-2-0	16-24	1987-88	3-2-2	2-0-1	1-2-1	26-27
1973-74	1-4-0	0-3-0	1-1-0	12-25	1988-89	3-5-1	2-1-1	1-2-0	33-32
1974-75	2-2-0	1-1-0	1-1-0	22-20	1989-90	5-1-1	3-0-1	2-1-0	34-23
1975-76	3-1-0	2-0-0	1-1-0	23-12	1990-91	4-3-0	2-2-0	2-1-0	32-26
1976-77	2-1-1	1-1-1	2-0-0	12-8	1991-92	2-4-0	1-2-0	1-1-0	25-33
1977-78	2-0-2	1-0-1	1-0-1	16-12	1992-93	5-2-0	2-1-0	3-1-0	31-24
1978-79	2-2-0	1-1-1	1-1-0	16-7	1993-94	2-2-1	2-0-0	0-2-0	15-13
1979-80	2-2-0	1-1-0	1-1-0	15-14	1994-95	3-0-0	2-0-0	1-0-0	13-10
1980-81	2-1-1	1-1-0	1-1-0	17-14	1995-96	2-2-0	1-1-0	1-1-0	19-18
1981-82	3-4-1	1-2-1	2-2-0	32-33	TOTAL	65-79-18	33-37-11	32-42-7	573-637

NEW YORK RANGERS (Nov. 21, 4:00 P.M.)
 PITTSBURGH PENGUINS (Nov. 22, 7:00 P.M.)
 PITTSBURGH PENGUINS (Nov. 23, 7:00 P.M.)
 PITTSBURGH PENGUINS (Nov. 24, 7:00 P.M.)
 PITTSBURGH PENGUINS (Nov. 25, 7:00 P.M.)
 PITTSBURGH PENGUINS (Nov. 26, 7:00 P.M.)
 PITTSBURGH PENGUINS (Nov. 27, 7:00 P.M.)
 PITTSBURGH PENGUINS (Nov. 28, 7:00 P.M.)
 PITTSBURGH PENGUINS (Nov. 29, 7:00 P.M.)
 PITTSBURGH PENGUINS (Nov. 30, 7:00 P.M.)
 PITTSBURGH PENGUINS (Dec. 1, 7:00 P.M.)
 PITTSBURGH PENGUINS (Dec. 2, 7:00 P.M.)
 PITTSBURGH PENGUINS (Dec. 3, 7:00 P.M.)
 PITTSBURGH PENGUINS (Dec. 4, 7:00 P.M.)
 PITTSBURGH PENGUINS (Dec. 5, 7:00 P.M.)
 PITTSBURGH PENGUINS (Dec. 6, 7:00 P.M.)
 PITTSBURGH PENGUINS (Dec. 7, 7:00 P.M.)
 PITTSBURGH PENGUINS (Dec. 8, 7:00 P.M.)
 PITTSBURGH PENGUINS (Dec. 9, 7:00 P.M.)
 PITTSBURGH PENGUINS (Dec. 10, 7:00 P.M.)
 PITTSBURGH PENGUINS (Dec. 11, 7:00 P.M.)
 PITTSBURGH PENGUINS (Dec. 12, 7:00 P.M.)
 PITTSBURGH PENGUINS (Dec. 13, 7:00 P.M.)
 PITTSBURGH PENGUINS (Dec. 14, 7:00 P.M.)
 PITTSBURGH PENGUINS (Dec. 15, 7:00 P.M.)
 PITTSBURGH PENGUINS (Dec. 16, 7:00 P.M.)
 PITTSBURGH PENGUINS (Dec. 17, 7:00 P.M.)
 PITTSBURGH PENGUINS (Dec. 18, 7:00 P.M.)
 PITTSBURGH PENGUINS (Dec. 19, 7:00 P.M.)
 PITTSBURGH PENGUINS (Dec. 20, 7:00 P.M.)
 PITTSBURGH PENGUINS (Dec. 21, 7:00 P.M.)
 PITTSBURGH PENGUINS (Dec. 22, 7:00 P.M.)
 PITTSBURGH PENGUINS (Dec. 23, 7:00 P.M.)
 PITTSBURGH PENGUINS (Dec. 24, 7:00 P.M.)
 PITTSBURGH PENGUINS (Dec. 25, 7:00 P.M.)
 PITTSBURGH PENGUINS (Dec. 26, 7:00 P.M.)
 PITTSBURGH PENGUINS (Dec. 27, 7:00 P.M.)
 PITTSBURGH PENGUINS (Dec. 28, 7:00 P.M.)
 PITTSBURGH PENGUINS (Dec. 29, 7:00 P.M.)
 PITTSBURGH PENGUINS (Dec. 30, 7:00 P.M.)
 PITTSBURGH PENGUINS (Jan. 1, 7:00 P.M.)
 PITTSBURGH PENGUINS (Jan. 2, 7:00 P.M.)
 PITTSBURGH PENGUINS (Jan. 3, 7:00 P.M.)
 PITTSBURGH PENGUINS (Jan. 4, 7:00 P.M.)
 PITTSBURGH PENGUINS (Jan. 5, 7:00 P.M.)
 PITTSBURGH PENGUINS (Jan. 6, 7:00 P.M.)
 PITTSBURGH PENGUINS (Jan. 7, 7:00 P.M.)
 PITTSBURGH PENGUINS (Jan. 8, 7:00 P.M.)
 PITTSBURGH PENGUINS (Jan. 9, 7:00 P.M.)
 PITTSBURGH PENGUINS (Jan. 10, 7:00 P.M.)
 PITTSBURGH PENGUINS (Jan. 11, 7:00 P.M.)
 PITTSBURGH PENGUINS (Jan. 12, 7:00 P.M.)
 PITTSBURGH PENGUINS (Jan. 13, 7:00 P.M.)
 PITTSBURGH PENGUINS (Jan. 14, 7:00 P.M.)
 PITTSBURGH PENGUINS (Jan. 15, 7:00 P.M.)
 PITTSBURGH PENGUINS (Jan. 16, 7:00 P.M.)
 PITTSBURGH PENGUINS (Jan. 17, 7:00 P.M.)
 PITTSBURGH PENGUINS (Jan. 18, 7:00 P.M.)
 PITTSBURGH PENGUINS (Jan. 19, 7:00 P.M.)
 PITTSBURGH PENGUINS (Jan. 20, 7:00 P.M.)
 PITTSBURGH PENGUINS (Jan. 21, 7:00 P.M.)
 PITTSBURGH PENGUINS (Jan. 22, 7:00 P.M.)
 PITTSBURGH PENGUINS (Jan. 23, 7:00 P.M.)
 PITTSBURGH PENGUINS (Jan. 24, 7:00 P.M.)
 PITTSBURGH PENGUINS (Jan. 25, 7:00 P.M.)
 PITTSBURGH PENGUINS (Jan. 26, 7:00 P.M.)
 PITTSBURGH PENGUINS (Jan. 27, 7:00 P.M.)
 PITTSBURGH PENGUINS (Jan. 28, 7:00 P.M.)
 PITTSBURGH PENGUINS (Jan. 29, 7:00 P.M.)
 PITTSBURGH PENGUINS (Jan. 30, 7:00 P.M.)
 PITTSBURGH PENGUINS (Jan. 31, 7:00 P.M.)
 PITTSBURGH PENGUINS (Feb. 1, 7:00 P.M.)
 PITTSBURGH PENGUINS (Feb. 2, 7:00 P.M.)
 PITTSBURGH PENGUINS (Feb. 3, 7:00 P.M.)
 PITTSBURGH PENGUINS (Feb. 4, 7:00 P.M.)
 PITTSBURGH PENGUINS (Feb. 5, 7:00 P.M.)
 PITTSBURGH PENGUINS (Feb. 6, 7:00 P.M.)
 PITTSBURGH PENGUINS (Feb. 7, 7:00 P.M.)
 PITTSBURGH PENGUINS (Feb. 8, 7:00 P.M.)
 PITTSBURGH PENGUINS (Feb. 9, 7:00 P.M.)
 PITTSBURGH PENGUINS (Feb. 10, 7:00 P.M.)
 PITTSBURGH PENGUINS (Feb. 11, 7:00 P.M.)
 PITTSBURGH PENGUINS (Feb. 12, 7:00 P.M.)
 PITTSBURGH PENGUINS (Feb. 13, 7:00 P.M.)
 PITTSBURGH PENGUINS (Feb. 14, 7:00 P.M.)
 PITTSBURGH PENGUINS (Feb. 15, 7:00 P.M.)
 PITTSBURGH PENGUINS (Feb. 16, 7:00 P.M.)
 PITTSBURGH PENGUINS (Feb. 17, 7:00 P.M.)
 PITTSBURGH PENGUINS (Feb. 18, 7:00 P.M.)
 PITTSBURGH PENGUINS (Feb. 19, 7:00 P.M.)
 PITTSBURGH PENGUINS (Feb. 20, 7:00 P.M.)
 PITTSBURGH PENGUINS (Feb. 21, 7:00 P.M.)
 PITTSBURGH PENGUINS (Feb. 22, 7:00 P.M.)
 PITTSBURGH PENGUINS (Feb. 23, 7:00 P.M.)
 PITTSBURGH PENGUINS (Feb. 24, 7:00 P.M.)
 PITTSBURGH PENGUINS (Feb. 25, 7:00 P.M.)
 PITTSBURGH PENGUINS (Feb. 26, 7:00 P.M.)
 PITTSBURGH PENGUINS (Feb. 27, 7:00 P.M.)
 PITTSBURGH PENGUINS (Feb. 28, 7:00 P.M.)
 PITTSBURGH PENGUINS (Feb. 29, 7:00 P.M.)
 PITTSBURGH PENGUINS (Feb. 30, 7:00 P.M.)
 PITTSBURGH PENGUINS (Mar. 1, 7:00 P.M.)
 PITTSBURGH PENGUINS (Mar. 2, 7:00 P.M.)
 PITTSBURGH PENGUINS (Mar. 3, 7:00 P.M.)
 PITTSBURGH PENGUINS (Mar. 4, 7:00 P.M.)
 PITTSBURGH PENGUINS (Mar. 5, 7:00 P.M.)
 PITTSBURGH PENGUINS (Mar. 6, 7:00 P.M.)
 PITTSBURGH PENGUINS (Mar. 7, 7:00 P.M.)
 PITTSBURGH PENGUINS (Mar. 8, 7:00 P.M.)
 PITTSBURGH PENGUINS (Mar. 9, 7:00 P.M.)
 PITTSBURGH PENGUINS (Mar. 10, 7:00 P.M.)
 PITTSBURGH PENGUINS (Mar. 11, 7:00 P.M.)
 PITTSBURGH PENGUINS (Mar. 12, 7:00 P.M.)
 PITTSBURGH PENGUINS (Mar. 13, 7:00 P.M.)
 PITTSBURGH PENGUINS (Mar. 14, 7:00 P.M.)
 PITTSBURGH PENGUINS (Mar. 15, 7:00 P.M.)
 PITTSBURGH PENGUINS (Mar. 16, 7:00 P.M.)
 PITTSBURGH PENGUINS (Mar. 17, 7:00 P.M.)
 PITTSBURGH PENGUINS (Mar. 18, 7:00 P.M.)
 PITTSBURGH PENGUINS (Mar. 19, 7:00 P.M.)
 PITTSBURGH PENGUINS (Mar. 20, 7:00 P.M.)
 PITTSBURGH PENGUINS (Mar. 21, 7:00 P.M.)
 PITTSBURGH PENGUINS (Mar. 22, 7:00 P.M.)
 PITTSBURGH PENGUINS (Mar. 23, 7:00 P.M.)
 PITTSBURGH PENGUINS (Mar. 24, 7:00 P.M.)
 PITTSBURGH PENGUINS (Mar. 25, 7:00 P.M.)
 PITTSBURGH PENGUINS (Mar. 26, 7:00 P.M.)
 PITTSBURGH PENGUINS (Mar. 27, 7:00 P.M.)
 PITTSBURGH PENGUINS (Mar. 28, 7:00 P.M.)
 PITTSBURGH PENGUINS (Mar. 29, 7:00 P.M.)
 PITTSBURGH PENGUINS (Mar. 30, 7:00 P.M.)
 PITTSBURGH PENGUINS (Mar. 31, 7:00 P.M.)
 PITTSBURGH PENGUINS (Apr. 1, 7:00 P.M.)
 PITTSBURGH PENGUINS (Apr. 2, 7:00 P.M.)
 PITTSBURGH PENGUINS (Apr. 3, 7:00 P.M.)
 PITTSBURGH PENGUINS (Apr. 4, 7:00 P.M.)
 PITTSBURGH PENGUINS (Apr. 5, 7:00 P.M.)
 PITTSBURGH PENGUINS (Apr. 6, 7:00 P.M.)
 PITTSBURGH PENGUINS (Apr. 7, 7:00 P.M.)
 PITTSBURGH PENGUINS (Apr. 8, 7:00 P.M.)
 PITTSBURGH PENGUINS (Apr. 9, 7:00 P.M.)
 PITTSBURGH PENGUINS (Apr. 10, 7:00 P.M.)
 PITTSBURGH PENGUINS (Apr. 11, 7:00 P.M.)
 PITTSBURGH PENGUINS (Apr. 12, 7:00 P.M.)
 PITTSBURGH PENGUINS (Apr. 13, 7:00 P.M.)
 PITTSBURGH PENGUINS (Apr. 14, 7:00 P.M.)
 PITTSBURGH PENGUINS (Apr. 15, 7:00 P.M.)
 PITTSBURGH PENGUINS (Apr. 16, 7:00 P.M.)
 PITTSBURGH PENGUINS (Apr. 17, 7:00 P.M.)
 PITTSBURGH PENGUINS (Apr. 18, 7:00 P.M.)
 PITTSBURGH PENGUINS (Apr. 19, 7:00 P.M.)
 PITTSBURGH PENGUINS (Apr. 20, 7:00 P.M.)
 PITTSBURGH PENGUINS (Apr. 21, 7:00 P.M.)
 PITTSBURGH PENGUINS (Apr. 22, 7:00 P.M.)
 PITTSBURGH PENGUINS (Apr. 23, 7:00 P.M.)
 PITTSBURGH PENGUINS (Apr. 24, 7:00 P.M.)
 PITTSBURGH PENGUINS (Apr. 25, 7:00 P.M.)
 PITTSBURGH PENGUINS (Apr. 26, 7:00 P.M.)
 PITTSBURGH PENGUINS (Apr. 27, 7:00 P.M.)
 PITTSBURGH PENGUINS (Apr. 28, 7:00 P.M.)
 PITTSBURGH PENGUINS (Apr. 29, 7:00 P.M.)
 PITTSBURGH PENGUINS (Apr. 30, 7:00 P.M.)
 PITTSBURGH PENGUINS (May 1, 7:00 P.M.)
 PITTSBURGH PENGUINS (May 2, 7:00 P.M.)
 PITTSBURGH PENGUINS (May 3, 7:00 P.M.)
 PITTSBURGH PENGUINS (May 4, 7:00 P.M.)
 PITTSBURGH PENGUINS (May 5, 7:00 P.M.)
 PITTSBURGH PENGUINS (May 6, 7:00 P.M.)
 PITTSBURGH PENGUINS (May 7, 7:00 P.M.)
 PITTSBURGH PENGUINS (May 8, 7:00 P.M.)
 PITTSBURGH PENGUINS (May 9, 7:00 P.M.)
 PITTSBURGH PENGUINS (May 10, 7:00 P.M.)
 PITTSBURGH PENGUINS (May 11, 7:00 P.M.)
 PITTSBURGH PENGUINS (May 12, 7:00 P.M.)
 PITTSBURGH PENGUINS (May 13, 7:00 P.M.)
 PITTSBURGH PENGUINS (May 14, 7:00 P.M.)
 PITTSBURGH PENGUINS (May 15, 7:00 P.M.)
 PITTSBURGH PENGUINS (May 16, 7:00 P.M.)
 PITTSBURGH PENGUINS (May 17, 7:00 P.M.)
 PITTSBURGH PENGUINS (May 18, 7:00 P.M.)
 PITTSBURGH PENGUINS (May 19, 7:00 P.M.)
 PITTSBURGH PENGUINS (May 20, 7:00 P.M.)
 PITTSBURGH PENGUINS (May 21, 7:00 P.M.)
 PITTSBURGH PENGUINS (May 22, 7:00 P.M.)
 PITTSBURGH PENGUINS (May 23, 7:00 P.M.)
 PITTSBURGH PENGUINS (May 24, 7:00 P.M.)
 PITTSBURGH PENGUINS (May 25, 7:00 P.M.)
 PITTSBURGH PENGUINS (May 26, 7:00 P.M.)
 PITTSBURGH PENGUINS (May 27, 7:00 P.M.)
 PITTSBURGH PENGUINS (May 28, 7:00 P.M.)
 PITTSBURGH PENGUINS (May 29, 7:00 P.M.)
 PITTSBURGH PENGUINS (May 30, 7:00 P.M.)
 PITTSBURGH PENGUINS (May 31, 7:00 P.M.)
 PITTSBURGH PENGUINS (Jun 1, 7:00 P.M.)
 PITTSBURGH PENGUINS (Jun 2, 7:00 P.M.)
 PITTSBURGH PENGUINS (Jun 3, 7:00 P.M.)
 PITTSBURGH PENGUINS (Jun 4, 7:00 P.M.)
 PITTSBURGH PENGUINS (Jun 5, 7:00 P.M.)
 PITTSBURGH PENGUINS (Jun 6, 7:00 P.M.)
 PITTSBURGH PENGUINS (Jun 7, 7:00 P.M.)
 PITTSBURGH PENGUINS (Jun 8, 7:00 P.M.)
 PITTSBURGH PENGUINS (Jun 9, 7:00 P.M.)
 PITTSBURGH PENGUINS (Jun 10, 7:00 P.M.)
 PITTSBURGH PENGUINS (Jun 11, 7:00 P.M.)
 PITTSBURGH PENGUINS (Jun 12, 7:00 P.M.)
 PITTSBURGH PENGUINS (Jun 13, 7:00 P.M.)
 PITTSBURGH PENGUINS (Jun 14, 7:00 P.M.)
 PITTSBURGH PENGUINS (Jun 15, 7:00 P.M.)
 PITTSBURGH PENGUINS (Jun 16, 7:00 P.M.)
 PITTSBURGH PENGUINS (Jun 17, 7:00 P.M.)
 PITTSBURGH PENGUINS (Jun 18, 7:00 P.M.)
 PITTSBURGH PENGUINS (Jun 19, 7:00 P.M.)
 PITTSBURGH PENGUINS (Jun 20, 7:00 P.M.)
 PITTSBURGH PENGUINS (Jun 21, 7:00 P.M.)
 PITTSBURGH PENGUINS (Jun 22, 7:00 P.M.)
 PITTSBURGH PENGUINS (Jun 23, 7:00 P.M.)
 PITTSBURGH PENGUINS (Jun 24, 7:00 P.M.)
 PITTSBURGH PENGUINS (Jun 25, 7:00 P.M.)
 PITTSBURGH PENGUINS (Jun 26, 7:00 P.M.)
 PITTSBURGH PENGUINS (Jun 27, 7:00 P.M.)
 PITTSBURGH PENGUINS (Jun 28, 7:00 P.M.)
 PITTSBURGH PENGUINS (Jun 29, 7:00 P.M.)
 PITTSBURGH PENGUINS (Jun 30, 7:00 P.M.)
 PITTSBURGH PENGUINS (Jul 1, 7:00 P.M.)
 PITTSBURGH PENGUINS (Jul 2, 7:00 P.M.)
 PITTSBURGH PENGUINS (Jul 3, 7:00 P.M.)
 PITTSBURGH PENGUINS (Jul 4, 7:00 P.M.)
 PITTSBURGH PENGUINS (Jul 5, 7:00 P.M.)
 PITTSBURGH PENGUINS (Jul 6, 7:00 P.M.)
 PITTSBURGH PENGUINS (Jul 7, 7:00 P.M.)
 PITTSBURGH PENGUINS (Jul 8, 7:00 P.M.)
 PITTSBURGH PENGUINS (Jul 9, 7:00 P.M.)
 PITTSBURGH PENGUINS (Jul 10, 7:00 P.M.)
 PITTSBURGH PENGUINS (Jul 11, 7:00 P.M.)
 PITTSBURGH PENGUINS (Jul 12, 7:00 P.M.)
 PITTSBURGH PENGUINS (Jul 13, 7:00 P.M.)
 PITTSBURGH PENGUINS (Jul 14, 7:00 P.M.)
 PITTSBURGH PENGUINS (Jul 15, 7:00 P.M.)
 PITTSBURGH PENGUINS (Jul 16, 7:00 P.M.)
 PITTSBURGH PENGUINS (Jul 17, 7:00 P.M.)
 PITTSBURGH PENGUINS (Jul 18, 7:00 P.M.)
 PITTSBURGH PENGUINS (Jul 19, 7:00 P.M.)
 PITTSBURGH PENGUINS (Jul 20, 7:00 P.M.)
 PITTSBURGH PENGUINS (Jul 21, 7:00 P.M.)
 PITTSBURGH PENGUINS (Jul 22, 7:00 P.M.)
 PITTSBURGH PENGUINS (Jul 23, 7:00 P.M.)
 PITTSBURGH PENGUINS (Jul 24, 7:00 P.M.)
 PITTSBURGH PENGUINS (Jul 25, 7:00 P.M.)
 PITTSBURGH PENGUINS (Jul 26, 7:00 P.M.)
 PITTSBURGH PENGUINS (Jul 27, 7:00 P.M.)
 PITTSBURGH PENGUINS (Jul 28, 7:00 P.M.)
 PITTSBURGH PENGUINS (Jul 29, 7:00 P.M.)
 PITTSBURGH PENGUINS (Jul 30, 7:00 P.M.)
 PITTSBURGH PENGUINS (Jul 31, 7:00 P.M.)
 PITTSBURGH PENGUINS (Aug 1, 7:00 P.M.)
 PITTSBURGH PENGUINS (Aug 2, 7:00 P.M.)
 PITTSBURGH PENGUINS (Aug 3, 7:00 P.M.)
 PITTSBURGH PENGUINS (Aug 4, 7:00 P.M.)
 PITTSBURGH PENGUINS (Aug 5, 7:00 P.M.)
 PITTSBURGH PENGUINS (Aug 6, 7:00 P.M.)
 PITTSBURGH PENGUINS (Aug 7, 7:00 P.M.)
 PITTSBURGH PENGUINS (Aug 8, 7:00 P.M.)
 PITTSBURGH PENGUINS (Aug 9, 7:00 P.M.)
 PITTSBURGH PENGUINS (Aug 10, 7:00 P.M.)
 PITTSBURGH PENGUINS (Aug 11, 7:00 P.M.)
 PITTSBURGH PENGUINS (Aug 12, 7:00 P.M.)
 PITTSBURGH PENGUINS (Aug 13, 7:00 P.M.)
 PITTSBURGH PENGUINS (Aug 14, 7:00 P.M.)
 PITTSBURGH PENGUINS (Aug 15, 7:00 P.M.)
 PITTSBURGH PENGUINS (Aug 16, 7:00 P.M.)
 PITTSBURGH PENGUINS (Aug 17, 7:00 P.M.)
 PITTSBURGH PENGUINS (Aug 18, 7:00 P.M.)
 PITTSBURGH PENGUINS (Aug 19, 7:00 P.M.)
 PITTSBURGH PENGUINS (Aug 20, 7:00 P.M.)
 PITTSBURGH PENGUINS (Aug 21, 7:00 P.M.)
 PITTSBURGH PENGUINS (Aug 22, 7:00 P.M.)
 PITTSBURGH PENGUINS (Aug 23, 7:00 P.M.)
 PITTSBURGH PENGUINS (Aug 24, 7:00 P.M.)
 PITTSBURGH PENGUINS (Aug 25, 7:00 P.M.)
 PITTSBURGH PENGUINS (Aug 26, 7:00 P.M.)
 PITTSBURGH PENGUINS (Aug 27, 7:00 P.M.)
 PITTSBURGH PENGUINS (Aug 28, 7:00 P.M.)
 PITTSBURGH PENGUINS (Aug 29, 7:00 P.M.)
 PITTSBURGH PENGUINS (Aug 30, 7:00 P.M.)
 PITTSBURGH PENGUINS (Aug 31, 7:00 P.M.)
 PITTSBURGH PENGUINS (Sep 1, 7:00 P.M.)
 PITTSBURGH PENGUINS (Sep 2, 7:00 P.M.)
 PITTSBURGH PENGUINS (Sep 3, 7:00 P.M.)
 PITTSBURGH PENGUINS (Sep 4, 7:00 P.M.)
 PITTSBURGH PENGUINS (Sep 5, 7:00 P.M.)
 PITTSBURGH PENGUINS (Sep 6, 7:00 P.M.)
 PITTSBURGH PENGUINS (Sep 7, 7:00 P.M.)
 PITTSBURGH PENGUINS (Sep 8, 7:00 P.M.)
 PITTSBURGH PENGUINS (Sep 9, 7:00 P.M.)
 PITTSBURGH PENGUINS (Sep 10, 7:00 P.M.)
 PITTSBURGH PENGUINS (Sep 11, 7:00 P.M.)
 PITTSBURGH PENGUINS (Sep 12, 7:00 P.M.)
 PITTSBURGH PENGUINS (Sep 13, 7:00 P.M.)
 PITTSBURGH PENGUINS (Sep 14, 7:00 P.M.)
 PITTSBURGH PENGUINS (Sep 15, 7:00 P.M.)
 PITTSBURGH PENGUINS (Sep 16, 7:00 P.M.)
 PITTSBURGH PENGUINS (Sep 17, 7:00 P.M.)
 PITTSBURGH PENGUINS (Sep 18, 7:00 P.M.)
 PITTSBURGH PENGUINS (Sep 19, 7:00 P.M.)
 PITTSBURGH PENGUINS (Sep 20, 7:00 P.M.)
 PITTSBURGH PENGUINS (Sep 21, 7:00 P.M.)
 PITTSBURGH PENGUINS (Sep 22, 7:00 P.M.)
 PITTSBURGH PENGUINS (Sep 23, 7:00 P.M.)
 PITTSBURGH PENGUINS (Sep 24, 7:00 P.M.)
 PITTSBURGH PENGUINS (Sep 25, 7:00 P.M.)
 PITTSBURGH PENGUINS (Sep 26, 7:00 P.M.)
 PITTSBURGH PENGUINS (Sep 27, 7:00 P.M.)
 PITTSBURGH PENGUINS (Sep 28, 7:00 P.M.)
 PITTSBURGH PENGUINS (Sep 29, 7:00 P.M.)
 PITTSBURGH PENGUINS (Sep 30, 7:00 P.M.)
 PITTSBURGH PENGUINS (Oct 1, 7:00 P.M.)
 PITTSBURGH PENGUINS (Oct 2, 7:00 P.M.)
 PITTSBURGH PENGUINS (Oct 3, 7:00 P.M.)
 PITTSBURGH PENGUINS (Oct 4, 7:00 P.M.)
 PITTSBURGH PENGUINS (Oct 5, 7:00 P.M.)
 PITTSBURGH PENGUINS (Oct 6, 7:00 P.M.)
 PITTSBURGH PENGUINS (Oct 7, 7:00 P.M.)
 PITTSBURGH PENGUINS (Oct 8, 7:00 P.M.)
 PITTSBURGH PENGUINS (Oct 9, 7:00 P.M.)
 PITTSBURGH PENGUINS (Oct 10, 7:00 P.M.)
 PITTSBURGH PENGUINS (Oct 11, 7:00 P.M.)
 PITTSBURGH PENGUINS (Oct 12, 7:00 P.M.)
 PITTSBURGH PENGUINS (Oct 13, 7:00 P.M.)



PITTSBURGH VS NY RANGERS



1995-96	GP	W	L	T	PTS	GF	GA	PPG	SHG	PEN	PIM
PITTSBURGH	4	2	2	0	4	13	13	3.25	0	31	67
NY RANGERS	4	2	2	0	4	13	19	3.25	1	37	99

AT PITTSBURGH (1-1-0)

Nov. 21 Pittsburgh 4 @ Barnasson at NY RANGERS 5 (RICHTER)

Nov. 22 NY RANGERS 4 (RICHTER) at Pittsburgh 3 (Wright)

Feb. 18 NY Rangers 3 (Richter) at PITTSBURGH 4 (WREGGIE, 1)

Mar. 24 PITTSBURGH 6 (BARRASSO) at NY Rangers 2 (Healy)

1 Goalie at scored at 2:17 of overtime on Feb. 18

Healy replaced Richter at 11:44 on Feb. 18

AT NY RANGERS (1-1-0)

WG - Ve-back

WG - Pres'kov

WG - Lem'ous

WG - Zubov

GOALS & SHOTS BY PERIODS:

	1ST	2ND	3RD	OVT	TOTAL
PITTSBURGH	4-54	7-57	7-53	1-3	19-157
NY RANGERS	4-42	6-51	8-46	0-0	18-139

PITTSBURGH	GP	G	A	PTS	PIM	SOG	+	NY RANGERS	GP	G	A	PTS	PIM	SOG	+
Jagi	4	5	4	9	8	20	17	Verbeek	2	3	3	6	7	11	+4
France	4	0	0	0	2	11	-4	Robitaille	4	1	5	2	4	10	-4
Nedved	2	2	4	4	0	5	+4	Sampson	4	3	2	6	0	8	-1
Smolnski	4	2	4	4	0	13	0	Mascher	4	2	2	4	10	10	0
Zubov	3	2	4	4	2	16	5	Sundstrom	4	2	2	4	0	6	0
Zubov	2	2	1	3	0	10	-3	Leitch	4	1	3	2	2	15	-2
Murphy	2	2	0	2	0	5	-2	R. Ferraro	2	1	2	2	3	5	+2
Sundstrom	3	0	2	2	17	11	-5	Ledder	3	1	2	2	2	7	0
Wright	1	1	0	1	0	1	0	Graves	4	1	2	2	4	15	-1
Stepany	1	1	0	1	2	3	-1	Kennedy	4	1	2	2	4	14	-3
Prognob	2	1	0	1	2	4	-2	Sampson	4	0	2	2	2	2	-1
Wills	3	1	0	1	0	4	-2	Kutler	2	1	0	1	0	1	-2
Malware	1	0	1	1	0	1	-1	Presley	3	1	0	1	2	8	+2
W. Mason	1	0	1	1	0	0	+1	Korpiainen	1	0	1	1	3	2	-1
Nasirani	3	0	1	1	2	4	-5	Klein	1	0	1	0	0	0	0
Park	3	0	1	1	2	8	0	Laroux	2	0	1	1	2	0	+1
Drozdzic	4	0	1	1	4	7	-1	Lowe	3	0	1	1	8	2	+1
Josiah	4	0	1	1	4	8	1	Benkosh	4	0	1	1	24	5	+5
Murphy	4	0	1	1	2	2	1	Ortiz	4	0	1	1	2	4	-2
Barnasson	1	0	0	0	2	2	0	Reig	1	0	0	0	0	2	-1
Duganaut	1	0	0	0	0	1	+1	Chabot	1	0	0	0	0	0	0
Lewis	1	0	0	0	0	1	1	Kozak	1	0	0	0	0	0	0
Patterson	1	0	0	0	2	1	0	Lipson	1	0	0	0	2	1	0
Barnasson	2	0	0	0	0	0	-	McSoddy	1	0	0	0	0	1	-2
Wreggie	2	0	0	0	2	0	-	Munesso	1	0	0	0	0	2	+1
Murphy	3	0	0	0	4	3	-2	Healy	2	0	0	0	0	0	-
Moran	3	0	0	0	2	1	-	Kypreos	3	0	0	0	2	3	-1
Reche	3	0	0	0	2	2	-2	Helen	3	0	0	0	0	0	0
Lemux	4	0	0	0	14	2	-3	Lundgren	4	0	0	0	15	1	1
Lemux	4	0	0	0	12	5	-3	Borch					4		
Borch					2										
TOTAL	4	(19-32-51)	67	152				TOTAL	4	(18-33-54)	99	139			

GOALTENDERS

	GP	MP	GF	GA	ENG	SO	AVG	SHOTS	SPCT	W-L-T
Wreggie (P)	2	120:52	7	7	0	0	3.47	50	.364	1-1-0
Barnasson (P)	2	120:30	12	11	0	0	5.50	73	.845	1-1-0
PITTSBURGH TOTAL	4	242:17	19	18	0	0	4.46	139	.871	2-2-0
Healy (NY)	3	131:04	13	8	0	0	3.66	99	.915	2-0-0
Healy (NY)	2	111:13	5	11	0	0	5.93	57	.807	0-2-0
NY RANGERS TOTAL	4	242:17	18	19	0	0	4.71	152	.875	2-2-0

POWER PLAY GOALS:

PITTSBURGH (7 for 29) - Jagi 2, Lemux, Murphy, M. J., Smolnski, Zubov

NY RANGERS (5 for 24) - Ferraro, Leitch, Mascher, Sundstrom, Verbeek

SHORT-HANDED GOALS:

NY RANGERS (1) - Presley

HAT TRICKS:

NY RANGERS (1) - Verbeek (Nov. 21)

PHILADELPHIA FLYERS



TERRY MURRAY



ERIC LINDROS

Location: Civic Center, Center City Convention Complex
Philadelphia, PA 19106

Founded: 1967

Chairman/Governor: Ed Snider

President and General Manager: Bob Clarke

Head Coach: Terry Murray

NHL Career Record (Seasons): 705 (114-45-17)

Assistant Coaches: Rick Altier, Dave Brown

Vice President, Public Relations: Mike Rizzo

Director of Public Relations: Jim Kelly

Assistant Director of Public Relations: Jim Kelly

Public Relations Assistant: Andy Clarke

Athletic Trainers: Jim Wynn

Arena (Capacity): Civic Center, 19,000 (12,500)

General Office Phone: 215-485-1900

Press Box Phone: TBA

FAX Phone: 215-399-9400

Starting Times of Games: WN 5:00, 7:00, 9:00 AM

M-F 1:00, Sat/Sun 12:00, Fri 7:00, Sat 10:00, Sun 12:00

Team Colors: Orange, Black and White

Radio: WIP 610 AM

Commercial TV: Writ, Channel 37

Cable TV:

All-Time NHL Record: 114-45-17-322

1995-96 Record: 45-24-11

1995-96 Finish: 1st Atlantic Division

1996 Playoff Record: 5th, 1st Round Bye, 2nd Eastern Conference Game, 1st Round, Round 2, Eastern Conference Semifinals

1995-96 Top Scorer: Eric Lindros - 47 (68-115)

Stanley Cup Titles: Two (1974 and 1976)

All-Time Philadelphia Scorer vs. Pittsburgh:

Bobby Clarke: 46 (44-84-102)

All-Time Pittsburgh Scorer vs. Philadelphia:

Mark Johnson: 46 (54-100)

Longest Philadelphia Win Streak vs. Pittsburgh:

11 (Dec. 12, 1982 - Mar. 24, 1984)

Longest Pittsburgh Win Streak vs. Philadelphia:

4 (Jul. 18, 1970 - Apr. 1, 1970; Oct. 10, 1991 -

Nov. 30, 1991; Dec. 15, 1992 - Jan. 26, 1993)

Longest Philadelphia Undefeated Streak vs.

Pittsburgh: 13 (Oct. 28, 1952 - Mar. 28, 1964) (1-1)

Longest Pittsburgh Undefeated Streak vs.

Philadelphia: 14 (Mar. 26, 1991 - Jun. 16, 1992) (0-0-1)

Last Pittsburgh Win at Home:

Oct. 27, 1995 (4-3) (vs. Philadelphia)

Last Philadelphia Win at Home:

Mar. 31, 1995 (4-1) (vs. Carolina)

Last Pittsburgh Win at Philadelphia:

Feb. 13, 1994 (5-4) (vs. Philadelphia)

Last Philadelphia Win at Pittsburgh:

Apr. 21, 1990 (5-4) (vs. Pittsburgh)

Most Goals by Pittsburgh vs. Philadelphia:

11 (Feb. 16, 1983) (5-1)

Most Goals by Philadelphia vs. Pittsburgh:

13 (Mar. 22, 1984) (7-3)

Most Goals by Both Teams: 17 (Mar. 22, 1984) (7-10)

Last Pittsburgh Shutout vs. Philadelphia:

Jan. 25, 1995 (0-0) - Tom Renney

Last Philadelphia Shutout vs. Pittsburgh:

Dec. 4, 1982 (0-0) - Peter DeLuca

Last Pittsburgh Hat Trick vs. Philadelphia:

Jan. 20, 1996 - Mark Lemkau

Last Philadelphia Hat Trick vs. Pittsburgh:

Mar. 31, 1986 - Campbell

Last Pittsburgh Trade with Philadelphia: Feb. 19,

1997 - Rick Tocchet, Ken Schmeissner, Ken Wregg and

and a Conditional 2nd Round pick for Steve

Francis, Brian Bouchard, Eric Fehr and Doug Cross

Overtime Record vs. Pittsburgh: 4-0-8

PITTSBURGH PENGUINS vs. PHILADELPHIA FLYERS REGULAR SEASON									
YEAR	TOTAL	HOME	ROAD	GF-GA	YEAR	TOTAL	HOME	ROAD	GF-GA
1967-68	4-2-1	2-1-0	1-1-1	15-11	1982-83	1-1-1	1-1-0	1-0-1	10-11
1968-69	1-2-1	1-1-0	0-1-1	11-15	1983-84	2-1-1	1-1-0	1-1-1	11-11
1969-70	1-1-1	1-1-0	0-0-1	11-11	1984-85	2-1-1	1-1-0	1-1-1	16-14
1970-71	1-1-1	1-1-0	0-0-1	11-11	1985-86	2-1-1	1-1-0	1-1-1	16-14
1971-72	4-1-1	2-1-0	1-0-1	20-14	1986-87	4-1-1	2-1-0	2-0-1	20-14
1972-73	2-1-1	1-1-0	1-0-1	11-11	1987-88	2-1-1	1-1-0	1-0-1	11-11
1973-74	1-1-1	1-1-0	0-0-1	11-11	1988-89	1-1-1	1-1-0	0-0-1	11-11
1974-75	1-1-1	1-1-0	0-0-1	11-11	1989-90	1-1-1	1-1-0	0-0-1	11-11
1975-76	1-1-1	1-1-0	0-0-1	11-11	1990-91	1-1-1	1-1-0	0-0-1	11-11
1976-77	1-1-1	1-1-0	0-0-1	11-11	1991-92	1-1-1	1-1-0	0-0-1	11-11
1977-78	1-1-1	1-1-0	0-0-1	11-11	1992-93	1-1-1	1-1-0	0-0-1	11-11
1978-79	1-1-1	1-1-0	0-0-1	11-11	1993-94	1-1-1	1-1-0	0-0-1	11-11
1979-80	1-1-1	1-1-0	0-0-1	11-11	1994-95	1-1-1	1-1-0	0-0-1	11-11
1980-81	1-1-1	1-1-0	0-0-1	11-11	1995-96	1-1-1	1-1-0	0-0-1	11-11
1981-82	1-1-1	1-1-0	0-0-1	11-11	TOTAL	53-36-24	28-21-17	15-15-7	528-458

1995-96 SEASON NOTES: (Nov. 4, Phil at Pit) - The Flyers' season began with a 4-1 victory over the Pittsburgh Penguins at the Civic Center. The Flyers' first home game was a 3-1 win over the Penguins on Nov. 11. The Flyers' first road game was a 2-1 win over the Penguins on Nov. 18. The Flyers' first overtime game was a 1-0 win over the Penguins on Nov. 27. Phil at Pit: The Flyers' first home game was a 3-1 win over the Penguins on Nov. 11. The Flyers' first road game was a 2-1 win over the Penguins on Nov. 18. The Flyers' first overtime game was a 1-0 win over the Penguins on Nov. 27. (Mar. 31, Pit at Phil) - The Flyers' first home game was a 3-1 win over the Penguins on Nov. 11. The Flyers' first road game was a 2-1 win over the Penguins on Nov. 18. The Flyers' first overtime game was a 1-0 win over the Penguins on Nov. 27. (Apr. 1, Phil at Pit) - The Flyers' first home game was a 3-1 win over the Penguins on Nov. 11. The Flyers' first road game was a 2-1 win over the Penguins on Nov. 18. The Flyers' first overtime game was a 1-0 win over the Penguins on Nov. 27.

THIS YEAR'S SCHEDULE

DATE	TIME	OPPONENT	TV
Nov. 4	7:00 PM	PITTSBURGH	WIP
Nov. 11	7:00 PM	PITTSBURGH	WIP
Nov. 18	7:00 PM	PITTSBURGH	WIP
Nov. 25	7:00 PM	PITTSBURGH	WIP
Dec. 2	7:00 PM	PITTSBURGH	WIP
Dec. 9	7:00 PM	PITTSBURGH	WIP
Dec. 16	7:00 PM	PITTSBURGH	WIP
Dec. 23	7:00 PM	PITTSBURGH	WIP
Dec. 30	7:00 PM	PITTSBURGH	WIP
Jan. 6	7:00 PM	PITTSBURGH	WIP
Jan. 13	7:00 PM	PITTSBURGH	WIP
Jan. 20	7:00 PM	PITTSBURGH	WIP
Jan. 27	7:00 PM	PITTSBURGH	WIP
Feb. 3	7:00 PM	PITTSBURGH	WIP
Feb. 10	7:00 PM	PITTSBURGH	WIP
Feb. 17	7:00 PM	PITTSBURGH	WIP
Feb. 24	7:00 PM	PITTSBURGH	WIP
Mar. 2	7:00 PM	PITTSBURGH	WIP
Mar. 9	7:00 PM	PITTSBURGH	WIP
Mar. 16	7:00 PM	PITTSBURGH	WIP
Mar. 23	7:00 PM	PITTSBURGH	WIP
Mar. 30	7:00 PM	PITTSBURGH	WIP
Apr. 6	7:00 PM	PITTSBURGH	WIP
Apr. 13	7:00 PM	PITTSBURGH	WIP
Apr. 20	7:00 PM	PITTSBURGH	WIP
Apr. 27	7:00 PM	PITTSBURGH	WIP



PITTSBURGH VS PHILADELPHIA



1995-96

PITTSBURGH

PHILADELPHIA

GP	W	L	T	PTS	GF	GA	PPG	SHG	PEN	PIM
4	2	2	0	4	20	18	0.20	0	31	62
4	2	2	0	4	18	20	0.23	0	28	56

AT PITTSBURGH (2-0-0)

Nov. 4 Philadelphia @ Pittsburgh PITTSBURGH 7, WHEATGETT

Dec. 17 Pittsburgh @ Philadelphia PHILADELPHIA 6, SNOW

Jan. 27 Philadelphia @ Pittsburgh PITTSBURGH 7, BARRASNO

Mar. 31 Pittsburgh @ Philadelphia PHILADELPHIA 4, LECHE

Barrasno replaced Wheatget on 20:00 on Nov. 4

Snow replaced Rossini at 26:00 on Nov. 4

Leche replaced Snow at 31:32 on Jan. 27

AT PHILADELPHIA (0-2-0)

WGS - Murray

WGJ - Gord Amund

WGJ - Hedwed

WGJ - LeChe

GOALS & SHOTS BY PERIODS:

	1ST	2ND	3RD	OVT	TOTAL
PITTSBURGH	8-46	6-44	6-32	-	20-122
PHILADELPHIA	6-49	3-50	6-63	-	18-163

PITTSBURGH	GP	G	A	PTS	PIM	SOG	+/-	PHILADELPHIA	GP	G	A	PTS	PIM	SOG	+/-
Lemieux	3	3	5	10	2	13	+5	Leche	3	2	4	6	0	18	-3
Jagr	4	2	6	9	4	20	+6	Bard Amund	4	2	4	6	0	10	-1
Nedved	4	1	7	6	2	9	+4	Sveinsh	4	0	6	6	0	7	-6
Forsberg	4	3	5	6	2	8	+5	Desjardins	4	1	4	6	0	15	-1
Sandstrom	3	2	4	6	6	10	+1	LeChe	4	3	1	4	4	11	+6
Zubov	3	1	3	4	0	5	+3	Talbot	3	1	2	3	0	17	-2
Sinclair	4	1	3	4	4	10	-6	Quinn	2	0	3	3	0	-	-2
Maslov	2	0	3	3	4	4	-1	Julien	1	2	0	2	2	2	+6
Tanner	4	0	4	0	8	6	-2	Theriot	4	2	0	2	8	11	+1
Murray	3	1	1	2	4	7	-1	Morishima	1	1	1	2	0	2	+1
Nasano	3	1	1	2	0	5	-6	Ohu	3	1	1	2	12	6	+2
Mironov	3	0	2	1	0	1	-3	Hayes/Chuk	1	0	2	2	0	3	+2
Barrasno	3	0	1	1	0	0	-	Sampolsson	4	0	2	2	4	5	+1
Dandrea	3	0	1	1	4	1	-	Conroy	1	1	0	1	0	3	+1
Lemieux	2	0	1	1	10	4	-1	Tudys	1	1	0	1	0	2	-1
Amundson	1	0	0	0	0	0	-2	Dykus	4	1	0	1	4	13	+5
Caporale	1	0	0	0	0	2	-6	DMo	2	0	1	1	0	3	-1
Forsberg	1	0	0	0	0	1	-7	Dunne	2	0	1	1	4	5	-1
Leche	1	0	0	0	2	1	-1	Kutt	3	0	1	1	2	5	-1
Yelovich	1	0	0	0	0	1	-1	Bower	1	0	0	0	0	0	-6
Kifer	1	0	0	0	0	0	-1	Driscoll	1	0	0	0	0	0	-1
Barrasno	1	0	0	0	0	0	-1	Kovalev	1	0	0	0	0	0	+1
Stapanian	1	0	0	0	0	0	-1	Barrasno	1	0	0	0	0	0	-1
Wikstrom	1	0	0	0	2	0	+1	Roulet	1	0	0	0	0	0	-
Park	2	0	0	0	2	1	-1	Antkowiak	2	0	0	0	0	0	-1
Wegelin	2	0	0	0	2	0	-	Fuchs	2	0	0	0	0	0	-
Joseph	3	0	0	0	0	0	-2	Frimberg	2	0	0	0	2	9	-5
Mouton	3	0	0	0	0	0	-2	Harter	3	0	0	0	2	7	-2
Wells	3	0	0	0	0	0	-6	MacLennan	3	0	0	0	0	3	-2
Reade	4	0	0	0	0	0	-3	Sampolsson	3	0	0	0	0	5	-2
								Snow	3	0	0	0	0	0	-
								Potvin	4	0	0	0	0	7	-6
TOTAL	4	20	39	59	62	122		TOTAL	4	18	33	51	56	168	

GOALTENDERS

	GP	MP	GF	GA	ENG	SO	AVG	SHOTS	SPCT.	W-L-T
Barrasno (P)	3	116:00	10	17	0	0	4.50	107	.863	2-1-0
Wegelin (P)	1	28:45	7	6	0	0	4.57	61	.902	0-1-0
PITTSBURGH TOTAL	4	240:00	20	18	0	0	4.50	168	.893	2-2-0
Leche (PH)	2	88:28	5	3	0	0	2.03	28	.845	1-0-0
Snow (PH)	3	128:15	12	12	1	0	5.84	74	.838	1-2-0
Rossini (PH)	1	26:53	0	4	0	0	8.94	21	.610	0-0-0
PHILADELPHIA TOTAL	4	240:00	18	20	1	0	5.00	122	.836	2-2-0

POWER PLAY GOALS:

PITTSBURGH: (6 for 25) - Jagr 2, Lemieux, Nedved, Sandstrom, Sinclair

PHILADELPHIA: (6 for 25) - Theriot 2, Desjardins, Dykus, Fuchs, Julien

Lemieux, LeChe

HAT TRICKS:

PITTSBURGH: (1) - Lemieux (Jan. 27)

PHILADELPHIA: (1) - LeChe (Mar. 31)



PITTSBURGH VS TAMPA BAY



1995-96	GP	W	L	T	PTS	GF	GA	PPG	SHG	PEN	PIM
PITTSBURGH	4	3	1	0	6	16	9	7.20	1	31	48
TAMPA BAY	4	1	3	0	2	9	18	2.25	0	27	60

AT PITTSBURGH (2-0-0)

Nov. 1 Tampa Bay 0 (Berggren) at PITTSBURGH 10 (WREGGEL)
 Dec. 3 PITTSBURGH 5 (BARRASSO) at Tampa Bay 4 (Berggren)
 Jan. 31 Pittsburgh 1 (Wreggel) at TAMPA BAY 4 (FURBER)
 Apr. 1 Tampa Bay 1 (Pappa) at PITTSBURGH 2 (WISGODE)
 Pappa replaced Berggren at 15:55 on Nov. 1
 Berggren replaced Pappa at 16:12 on Nov. 1
 Wreggel replaced Barasso at 15:58 on Dec. 3

AT TAMPA BAY (1-1-0)

W3 - Farnas
 W2 - Murray
 W1 - Carter
 W0 - Jagg

GOALS & SHOTS BY PERIODS:

	1ST	2ND	3RD	OvT	TOTAL
PITTSBURGH	0-34	4-30	5-37		18-101
TAMPA BAY	0-52	5-51	1-37	--	9-140

PITTSBURGH	GP	G	A	PTS	PIM	SOG	±	TAMPA BAY	GP	G	A	PTS	PIM	SOG	±
Lemieux	4	1	11	2	2	13	11	Carter	4	2	1	3	6	5	+1
Francis	4	3	4	7	0	6	+1	Schwartz	4	1	2	3	4	14	F
Sandstrom	4	4	2	6	0	12	E	Bradley	3	1	1	2	6	9	-3
Jagg	4	4	2	6	0	14	+2	Belovs	4	1	1	2	2	11	F
Nashlund	3	1	2	3	0	4	+0	Groten	4	1	1	2	2	8	+3
Lemieux	4	1	1	2	0	2	-1	Murray	4	1	1	2	2	16	-5
Murray	4	1	1	2	3	7	F	Zamuner	4	1	1	2	2	12	+1
Nashlund	4	1	1	2	2	9	+2	Klusa	3	0	2	2	4	10	-1
Sandstrom	4	1	1	2	2	4	+2	Yakushev	3	1	0	1	0	7	-7
Macewan	2	0	2	2	1	12		Hausser	3	0	1	1	0	5	-2
Roche	4	1	11	2	5	+1	Williams	3	0	1	1	2	3	E	
Joseph	3	0	1	1	2	1	+2	Andersson	4	0	1	1	0	4	-3
Zubov	3	0	1	1	2	4	+1	Cross	4	0	1	1	2	3	-2
Barrasso	1	0	0	0	0	0	-	Churton	1	0	0	0	0	1	-2
Burne	1	0	0	0	14	1	1	Coccone	1	0	0	0	4	0	-2
Dagnabault	1	0	0	0	0	0	E	Finn	1	0	0	0	0	2	-1
Foster	1	0	0	0	0	1	E	Palkeke	1	0	0	0	0	0	E
Lester	1	0	0	0	2	2	E	Lipura	1	0	0	0	7	0	E
Miller	1	0	0	0	0	3	E	Poulin	1	0	0	0	0	1	E
Brindley	2	0	0	0	0	11	E	Tucker	1	0	0	0	0	1	-1
Moran	2	0	0	0	2	2	-1	Ulanov	1	0	0	0	2	0	+1
Park	2	0	0	0	0	3	E	Berggren	2	0	0	0	0	0	-1
Hollander	2	0	0	0	0	3	E	Palke	3	0	0	0	4	3	-1
Wilkinson	2	0	0	0	0	1	-1	Renschke	3	0	0	0	5	3	11
Wells	3	0	0	0	0	1	F	Pappa	3	0	0	0	0	0	-
Morow	4	0	0	0	18	4	-1	Shaw	3	0	0	0	0	8	1
Tanner	4	0	0	0	11	2	+1	Barr	4	0	0	0	0	3	-1
Wreggel	4	0	0	0	0	0	-	Ganey	4	0	0	0	0	11	-1
TOTAL	4	(18-29-47)	86	101	-	-	-	TOTAL	4	(9-14-23)	60	140	-	-	-

GOALTENDING

	GP	MP	GF	GA	ENG	SO	AVG	SHOTS	SPCT.	W-L-T
Barrasso (P)	1	15:16	3	0	0	0	0.00	13	0.00	0-0-0
Wreggel (P)	4	224:41	15	9	0	0	2.40	127	929	3-1-0
PITTSBURGH TOTAL	4	240:00	18	9	0	0	2.25	140	.936	3-1-0
Pappa (TB)	2	119:23	5	3	0	0	1.51	52	942	1-1-0
Berggren (TB)	2	119:43	4	15	0	0	7.52	49	654	0-2-0
TAMPA BAY TOTAL	4	240:00	9	18	0	0	4.50	101	.622	1-3-0

POWER PLAY GOALS:

PITTSBURGH (1 for 20) - Sandstrom 3, Francis 2, Jagg 2

SHORT-HANDED GOALS:

TAMPA BAY (2 for 23) - Carter, Murray
 PITTSBURGH (1) - Jagg

WASHINGTON CAPITALS



JIM SCHOENFELD



JIM CAREY

Location: USA, Area: 1, Harry S. Truman Drive
Landline: 703-222-6565
Founded: 1974
Chairman: Bob Prosen
President and Governor: Robert M. Paton
Vice President and General Manager: Paul D. Dooley
Head Coach: Jim Sutor
NHL Career Record (Seasons): 148-106-45-156
Assistant Coaches: Keith Acton, Fred Bahlke
Vice President of Communications: Mark Youngblood
Director of Public Relations: Mark Youngblood
Communications Coordinator: Jeff DeWitt
Public Relations Assistant: Jeff DeWitt
Head Trainer: Stan Wong
Arena (City/State): USA, Arena: 18,100
General Office Phone: (301) 366-7000 (Ext. 200)
Press Box Phone: (301) 355-3300 (Ext. 1700)
FAX Phone: (301) 386-7612
Starting Times of Games: 7:00 p.m. (7:30 p.m. EST)
Match Schedule: Jan. 28-12 (at), Mar. 14-20, Nov. 24-
7:30 (at), 3:15
Team Colors: Blue, Red and White
Radio: WTEM 570 AM
Commercial TV: WTTV Channel 50
Cable TV: Home Team Sports
All-Time NHL Record: 704-394-223
1995-96 Record: 34-27-17
1995-96 Finish: 4th in Eastern Conference
1996 Playoff Record: Lost Pittsburgh 4-2 (Eastern Conference Quarterfinals)
1995-96 Top Scorer: Michel Therrien (18 goals)
Stanley Cup Titles: None

All-Time Washington Scorer vs. Pittsburgh:
Mike Gartner: 50 pts. (39-30-7)
All-Time Pittsburgh Scorer vs. Washington:
Mark Messier: 51 pts. (45-44-8)
Longest Washington Win Streak vs. Pittsburgh:
3, Dec. 2, 1984 - Nov. 27, 1985
Longest Pittsburgh Win Streak vs. Washington:
1, Feb. 2, 1989 - Nov. 30, 1989
Longest Washington Undefeated Streak vs. Pittsburgh:
16, Oct. 26, 1989 - Nov. 29, 1989 (15-0-1)
Longest Pittsburgh Undefeated Streak vs. Washington:
7, Feb. 2, 1989 - Mar. 30, 1989 (6-0-1)
Last Washington Win at Home: Apr. 4, 1994 (4-2)
(3-2-1 record, 2 goals)
Last Washington Win at Home:
Jan. 19, 1994 (2-2), 3-0 (4-2 record)
Last Pittsburgh Win at Washington:
Nov. 17, 1995 (3-2 OT), 1-0 (1-0 record, 1 goal)
Last Washington Win at Pittsburgh:
Apr. 12, 1985 (2-1), 0-0 (2-0 record, 0 goals)
Most Goals by Pittsburgh vs. Washington:
12, Mar. 18, 1985 (4-2)
Most Goals by Washington vs. Pittsburgh:
3, Mar. 1, 1984 (3-1), 3-1 (2, 1984 (W 3-1))
Most Goals by Both Teams:
15, Oct. 11, 1988 (4-7)
Last Pittsburgh Shutout vs. Washington:
Nov. 18, 1994 (3-0), Ken Wregg
Last Washington Shutout vs. Pittsburgh:
Oct. 10, 1991 (2-0), Don Ross
Last Pittsburgh Hat Trick vs. Washington:
Mar. 18, 1985 - Michel Therrien
Last Washington Hat Trick vs. Pittsburgh:
Mar. 25, 1991 - Randy Burkey
Last Pittsburgh Trade with Washington:
Mar. 12, 1985, Jim McGeough to Pittsburgh for Mark
Lutz
Overtime Record vs. Pittsburgh: 2-5-5

PITTSBURGH PENGUINS vs. WASHINGTON CAPITALS REGULAR SEASON

YEAR	TOTAL	HOME	ROAD	GF-GA	YEAR	TOTAL	HOME	ROAD	GF-GA
1974-75	5-1-0	3-0-0	2-1-0	30-13	1985-86	1-6-0	1-3-0	0-3-0	22-27
1975-76	4-1-1	2-1-0	2-0-1	36-24	1986-87	4-3-0	4-0-0	1-3-0	30-20
1976-77	1-4-1	1-2-0	0-2-1	16-22	1987-88	5-1-1	3-0-1	2-1-0	37-33
1977-78	1-4-1	0-2-1	1-2-0	15-20	1988-89	4-3-0	2-1-0	2-2-0	31-35
1978-79	4-3-1	2-1-1	2-2-0	30-26	1989-90	3-2-0	3-1-0	2-1-0	34-26
*1979-80	2-1-0	1-0-0	1-1-0	17-10	1990-91	4-2-1	2-1-0	2-1-1	29-26
1980-81	2-1-1	0-1-1	2-0-0	18-14	1991-92	2-5-0	1-2-0	1-3-0	21-35
1981-82	5-2-1	2-1-1	3-1-0	42-33	1992-93	5-1-1	3-0-0	2-1-1	32-22
1982-83	1-5-1	1-2-0	0-3-1	23-22	1993-94	1-2-1	1-1-0	0-1-1	14-16
1983-84	1-6-0	0-4-0	1-2-0	12-28	1994-95	2-2-0	1-1-0	1-1-0	10-11
1984-85	0-2-1	0-2-1	0-1-0	20-24	1995-96	3-1-0	2-0-0	1-1-0	12-8
					TOTAL	63-62-12	35-26-5	28-36-6	531-530

1995-96 SEASON NOTES (Nov. 17, P-1 at W-2 OHL): The Capitals' 1995-96 season will begin with a home game against the Pittsburgh Penguins on Monday, Nov. 13 at 7:00 p.m. The Capitals will be looking to get off to a fast start in their new arena, the MCI Center, which will be the home of the Capitals for the first time. The Capitals will be looking to get off to a fast start in their new arena, the MCI Center, which will be the home of the Capitals for the first time. The Capitals will be looking to get off to a fast start in their new arena, the MCI Center, which will be the home of the Capitals for the first time.

THIS YEAR'S SCHEDULE

Nov. 13	at Pittsburgh	7:00
Nov. 14	at Pittsburgh	7:00
Nov. 15	at Pittsburgh	7:00
Nov. 16	at Pittsburgh	7:00
Nov. 17	at Pittsburgh	7:00
Nov. 18	at Pittsburgh	7:00
Nov. 19	at Pittsburgh	7:00
Nov. 20	at Pittsburgh	7:00
Nov. 21	at Pittsburgh	7:00
Nov. 22	at Pittsburgh	7:00
Nov. 23	at Pittsburgh	7:00
Nov. 24	at Pittsburgh	7:00
Nov. 25	at Pittsburgh	7:00
Nov. 26	at Pittsburgh	7:00
Nov. 27	at Pittsburgh	7:00
Nov. 28	at Pittsburgh	7:00
Nov. 29	at Pittsburgh	7:00
Nov. 30	at Pittsburgh	7:00
Dec. 1	at Pittsburgh	7:00
Dec. 2	at Pittsburgh	7:00
Dec. 3	at Pittsburgh	7:00
Dec. 4	at Pittsburgh	7:00
Dec. 5	at Pittsburgh	7:00
Dec. 6	at Pittsburgh	7:00
Dec. 7	at Pittsburgh	7:00
Dec. 8	at Pittsburgh	7:00
Dec. 9	at Pittsburgh	7:00
Dec. 10	at Pittsburgh	7:00
Dec. 11	at Pittsburgh	7:00
Dec. 12	at Pittsburgh	7:00
Dec. 13	at Pittsburgh	7:00
Dec. 14	at Pittsburgh	7:00
Dec. 15	at Pittsburgh	7:00
Dec. 16	at Pittsburgh	7:00
Dec. 17	at Pittsburgh	7:00
Dec. 18	at Pittsburgh	7:00
Dec. 19	at Pittsburgh	7:00
Dec. 20	at Pittsburgh	7:00
Dec. 21	at Pittsburgh	7:00
Dec. 22	at Pittsburgh	7:00
Dec. 23	at Pittsburgh	7:00
Dec. 24	at Pittsburgh	7:00
Dec. 25	at Pittsburgh	7:00
Dec. 26	at Pittsburgh	7:00
Dec. 27	at Pittsburgh	7:00
Dec. 28	at Pittsburgh	7:00
Dec. 29	at Pittsburgh	7:00
Dec. 30	at Pittsburgh	7:00
Dec. 31	at Pittsburgh	7:00
Jan. 1	at Pittsburgh	7:00
Jan. 2	at Pittsburgh	7:00
Jan. 3	at Pittsburgh	7:00
Jan. 4	at Pittsburgh	7:00
Jan. 5	at Pittsburgh	7:00
Jan. 6	at Pittsburgh	7:00
Jan. 7	at Pittsburgh	7:00
Jan. 8	at Pittsburgh	7:00
Jan. 9	at Pittsburgh	7:00
Jan. 10	at Pittsburgh	7:00
Jan. 11	at Pittsburgh	7:00
Jan. 12	at Pittsburgh	7:00
Jan. 13	at Pittsburgh	7:00
Jan. 14	at Pittsburgh	7:00
Jan. 15	at Pittsburgh	7:00
Jan. 16	at Pittsburgh	7:00
Jan. 17	at Pittsburgh	7:00
Jan. 18	at Pittsburgh	7:00
Jan. 19	at Pittsburgh	7:00
Jan. 20	at Pittsburgh	7:00
Jan. 21	at Pittsburgh	7:00
Jan. 22	at Pittsburgh	7:00
Jan. 23	at Pittsburgh	7:00
Jan. 24	at Pittsburgh	7:00
Jan. 25	at Pittsburgh	7:00
Jan. 26	at Pittsburgh	7:00
Jan. 27	at Pittsburgh	7:00
Jan. 28	at Pittsburgh	7:00
Jan. 29	at Pittsburgh	7:00
Jan. 30	at Pittsburgh	7:00
Jan. 31	at Pittsburgh	7:00
Feb. 1	at Pittsburgh	7:00
Feb. 2	at Pittsburgh	7:00
Feb. 3	at Pittsburgh	7:00
Feb. 4	at Pittsburgh	7:00
Feb. 5	at Pittsburgh	7:00
Feb. 6	at Pittsburgh	7:00
Feb. 7	at Pittsburgh	7:00
Feb. 8	at Pittsburgh	7:00
Feb. 9	at Pittsburgh	7:00
Feb. 10	at Pittsburgh	7:00
Feb. 11	at Pittsburgh	7:00
Feb. 12	at Pittsburgh	7:00
Feb. 13	at Pittsburgh	7:00
Feb. 14	at Pittsburgh	7:00
Feb. 15	at Pittsburgh	7:00
Feb. 16	at Pittsburgh	7:00
Feb. 17	at Pittsburgh	7:00
Feb. 18	at Pittsburgh	7:00
Feb. 19	at Pittsburgh	7:00
Feb. 20	at Pittsburgh	7:00
Feb. 21	at Pittsburgh	7:00
Feb. 22	at Pittsburgh	7:00
Feb. 23	at Pittsburgh	7:00
Feb. 24	at Pittsburgh	7:00
Feb. 25	at Pittsburgh	7:00
Feb. 26	at Pittsburgh	7:00
Feb. 27	at Pittsburgh	7:00
Feb. 28	at Pittsburgh	7:00
Feb. 29	at Pittsburgh	7:00
Feb. 30	at Pittsburgh	7:00
Mar. 1	at Pittsburgh	7:00
Mar. 2	at Pittsburgh	7:00
Mar. 3	at Pittsburgh	7:00
Mar. 4	at Pittsburgh	7:00
Mar. 5	at Pittsburgh	7:00
Mar. 6	at Pittsburgh	7:00
Mar. 7	at Pittsburgh	7:00
Mar. 8	at Pittsburgh	7:00
Mar. 9	at Pittsburgh	7:00
Mar. 10	at Pittsburgh	7:00
Mar. 11	at Pittsburgh	7:00
Mar. 12	at Pittsburgh	7:00
Mar. 13	at Pittsburgh	7:00
Mar. 14	at Pittsburgh	7:00
Mar. 15	at Pittsburgh	7:00
Mar. 16	at Pittsburgh	7:00
Mar. 17	at Pittsburgh	7:00
Mar. 18	at Pittsburgh	7:00
Mar. 19	at Pittsburgh	7:00
Mar. 20	at Pittsburgh	7:00
Mar. 21	at Pittsburgh	7:00
Mar. 22	at Pittsburgh	7:00
Mar. 23	at Pittsburgh	7:00
Mar. 24	at Pittsburgh	7:00
Mar. 25	at Pittsburgh	7:00
Mar. 26	at Pittsburgh	7:00
Mar. 27	at Pittsburgh	7:00
Mar. 28	at Pittsburgh	7:00
Mar. 29	at Pittsburgh	7:00
Mar. 30	at Pittsburgh	7:00
Mar. 31	at Pittsburgh	7:00
Apr. 1	at Pittsburgh	7:00
Apr. 2	at Pittsburgh	7:00
Apr. 3	at Pittsburgh	7:00
Apr. 4	at Pittsburgh	7:00
Apr. 5	at Pittsburgh	7:00
Apr. 6	at Pittsburgh	7:00
Apr. 7	at Pittsburgh	7:00
Apr. 8	at Pittsburgh	7:00
Apr. 9	at Pittsburgh	7:00
Apr. 10	at Pittsburgh	7:00
Apr. 11	at Pittsburgh	7:00
Apr. 12	at Pittsburgh	7:00
Apr. 13	at Pittsburgh	7:00
Apr. 14	at Pittsburgh	7:00
Apr. 15	at Pittsburgh	7:00
Apr. 16	at Pittsburgh	7:00
Apr. 17	at Pittsburgh	7:00
Apr. 18	at Pittsburgh	7:00
Apr. 19	at Pittsburgh	7:00
Apr. 20	at Pittsburgh	7:00
Apr. 21	at Pittsburgh	7:00
Apr. 22	at Pittsburgh	7:00
Apr. 23	at Pittsburgh	7:00
Apr. 24	at Pittsburgh	7:00
Apr. 25	at Pittsburgh	7:00
Apr. 26	at Pittsburgh	7:00
Apr. 27	at Pittsburgh	7:00
Apr. 28	at Pittsburgh	7:00
Apr. 29	at Pittsburgh	7:00
Apr. 30	at Pittsburgh	7:00
May 1	at Pittsburgh	7:00
May 2	at Pittsburgh	7:00
May 3	at Pittsburgh	7:00
May 4	at Pittsburgh	7:00
May 5	at Pittsburgh	7:00
May 6	at Pittsburgh	7:00
May 7	at Pittsburgh	7:00
May 8	at Pittsburgh	7:00
May 9	at Pittsburgh	7:00
May 10	at Pittsburgh	7:00
May 11	at Pittsburgh	7:00
May 12	at Pittsburgh	7:00
May 13	at Pittsburgh	7:00
May 14	at Pittsburgh	7:00
May 15	at Pittsburgh	7:00
May 16	at Pittsburgh	7:00
May 17	at Pittsburgh	7:00
May 18	at Pittsburgh	7:00
May 19	at Pittsburgh	7:00
May 20	at Pittsburgh	7:00
May 21	at Pittsburgh	7:00
May 22	at Pittsburgh	7:00
May 23	at Pittsburgh	7:00
May 24	at Pittsburgh	7:00
May 25	at Pittsburgh	7:00
May 26	at Pittsburgh	7:00
May 27	at Pittsburgh	7:00
May 28	at Pittsburgh	7:00
May 29	at Pittsburgh	7:00
May 30	at Pittsburgh	7:00
May 31	at Pittsburgh	7:00



PITTSBURGH VS WASHINGTON



1995-96	GP	W	L	T	PTS	GF	GA	PPG	SHG	PEN	PIM
PITTSBURGH	4	2	1	0	6	12	8	3.15	0	27	62
WASHINGTON	4	1	3	0	2	8	12	0.25	0	24	56

AT PITTSBURGH (2-0-0)

Nov. 17 Pittsburgh 3 (BARRASSO) at Washington 2 (Carey)

Nov. 18 Washington 0 (Carey) at Pittsburgh 3 (WHEGGETT)

Jan. 1 Pittsburgh 2 (BARRASSO) at Washington 4 (CAREY)

Apr. 4 Washington 2 (Carey) at Pittsburgh 4 (BARRASSO)

*Jag scored at 7:48 of overtime on Nov. 17

AT WASHINGTON (1-1-0)

WG - Jag

WG - Dnestov

WG - Ukler

WG - Lemieux

GOALS & SHOTS BY PERIODS

	1ST	2ND	3RD	OVT	TOTAL
PITTSBURGH	4-31	5-37	2-25	1-3	12-94
WASHINGTON	1-43	2-38	5-48	0-0	8-129

PITTSBURGH	GP	G	A	PTS	PIM	SOG	±	WASHINGTON	GP	G	A	PTS	PIM	SOG	±
Jag	4	2	3	5	2	17	-1	Johansson	4	2	1	3	5	13	-1
Smolinski	4	1	2	4	2	7	+1	Bondra	2	1	2	3	5	3	+2
Ferreira	2	0	0	0	0	10	-2	Kozlovichuk	3	1	2	3	4	7	-1
Fleming	4	0	3	3	0	4	+2	Ustert	4	1	2	3	2	3	+3
Laska	1	1	1	2	0	1	+1	Gardner	4	1	1	2	2	13	-1
Sandstrom	3	1	1	2	2	7	-1	Pezdek	4	1	1	2	4	3	-2
Key-Miller	1	0	2	2	0	2	+1	Key-Miller	4	0	2	2	0	4	+1
Zubov	1	0	2	2	0	2	-2	Timish	4	0	2	2	2	7	+1
Murray	3	1	0	1	0	2	+1	Kyle	3	1	0	1	0	6	-1
Tanner	3	1	0	1	0	2	-1	Walt	3	0	1	1	0	0	-1
Dnestov	4	1	0	1	2	1	+1	Harter	4	0	1	1	0	3	-1
Nesvad	4	1	0	1	0	8	-1	Johnson	4	0	1	1	12	3	-1
MacLean	2	0	1	1	2	3	+2	Blumette	1	0	0	0	0	1	-1
Wheeler	2	0	1	1	2	3	+1	Karnatak	1	0	0	0	4	0	-1
Ferreira	3	0	1	1	2	2	+3	Kynges	1	0	0	0	0	0	-1
Joseph	4	0	1	1	4	3	+2	Paiko	1	0	0	0	0	1	-1
Alex	1	0	0	0	0	0	-1	Gardner	3	0	0	0	0	1	-3
Daigneault	1	0	0	0	0	0	-1	Jones	3	0	0	0	4	12	-1
Fitzgibbon	1	0	0	0	0	1	-1	Nelson	3	0	0	0	0	2	-2
Laurie	1	0	0	0	0	1	-1	Curry	4	0	0	0	0	0	-1
McLennan	1	0	0	0	0	0	-1	Gale	4	0	0	0	4	13	-2
Patterson	1	0	0	0	2	1	-1	Sagles	4	0	0	0	2	5	-1
Sturrock	1	0	0	0	0	0	-1	Lundin	4	0	0	0	2	17	-3
Whitely	1	0	0	0	0	0	-1	Brook	4	0	0	0	2	1	-1
Barrasso	3	0	0	0	2	0	-1	Besch					4		
Mason	4	0	0	0	2	1	-1								
Nesvad	3	0	0	0	4	3	-2								
Park	3	0	0	0	0	3	+1								
Wells	4	0	0	0	0	1	+1								
Macrae	4	0	0	0	0	5	-3								
Reche	4	0	0	0	2	4	+1								
TOTAL	4	12	19-31	62	94			TOTAL	4	8	16-24	56	129		

GOALTENDERS

	GP	MP	GF	GA	ENG	SO	AVG	SHOTS	SPCT.	W-L-T
Whegget (P)	1	60:00	3	0	0	1	0.00	20	1.000	1-0-0
Barrasso (P)	3	187:08	9	8	1	0	2.31	36	.927	2-1-0
PITTSBURGH TOTAL	4	242:48	12	8	1	1	1.58	129	.938	3-1-0
Carey (W)	4	242:42	8	12	1	0	2.72	43	.882	1-3-0
WASHINGTON TOTAL	4	242:48	8	12	1	0	2.97	94	.872	1-3-0

POWER PLAY GOALS:

PITTSBURGH (3 for 16) - Fesch, Lemieux, Sandstrom
 WASHINGTON (0 for 30)

CHICAGO BLACKHAWKS



CRAIG HARTSBURG



CHRIS CHELIOS

Location: 1501 W. Madison Street, Chicago, IL 60612
 Founded: 1976
 President: Wayne W. Watt
 Senior VP/General Manager: Bob Pallotta
 Head Coach: Craig Hartsburg
 NHL Career Record (Seasons): 40 (34-1-7)
 Assistant Coaches: Lonnie Heming and News Brown
 Goaltending Consultant: Vladislav Tret'yak
 Executive Director of Public Relations: Jim DeLatta
 Director of Community Relations/PR Assistant:
 Barbara Dawson
 Director of Publications/PR Assistant: Brad Freeman
 Trainer: Michael Gapsa
 Arena (Capacity): United Center (22,500)
 General Office Phone: (312) 455-7600
 Press Box Phone: (312) 455-4678
 FAX Phone: (312) 455-0441
 Starting Times of Games: 7:30, 8:00, 8:30
 Team Colors: Red, Black and White
 Radio: WGN-TV 3300
 Commercial TV: None
 Cable TV: SportsChannel
 All-Time NHL Record: 1931-2014 (7-2)
 1995-96 Record: 43-29-14
 1995-96 Finish: 2nd (Central Division)
 1996 Playoff Record: Won (Calgary), L (Western
 Conference Quarterfinals), Lost (Colorado) (L (Western
 Conference Semifinals)
 1995-96 Top Scorer: Chris Chelios (14-58-72)
 Stanley Cup Titles: Three (1931, 1938 and 1961)

All-Time Chicago Scorer vs. Pittsburgh:
 Stan Mikita (52 GP, 32-39-71)
All-Time Pittsburgh Scorer vs. Chicago:
 Mario Lemieux (21 GP, 20-33-53)
Longest Chicago Win Streak vs. Pittsburgh:
 3, Dec. 26, 1963 - Dec. 30, 1970
Longest Pittsburgh Win Streak vs. Chicago:
 3, Oct. 27, 1938 - Mar. 12, 1939
Longest Chicago Undeleted Streak vs. Pittsburgh:
 3, Dec. 19, 1968 - Dec. 20, 1970 (9-0),
 Jan. 4, 1961 - Mar. 13, 1953 (10-0)
Longest Pittsburgh Undeleted Streak vs. Chicago:
 5, Dec. 2, 1978 - Dec. 19, 1978 (5-0-0)
Last Pittsburgh Win at Home:
 Feb. 10, 1961 (5-1-0-0 since 1976)
Last Chicago Win at Home:
 Oct. 12, 1995 (5-1-0-0 since last win)
Last Pittsburgh Win at Chicago:
 Mar. 15, 1992 (4-3-0-3-0 since last win)
Last Chicago Win at Pittsburgh:
 Mar. 23, 1991 (2-5-0-3-1 since last win)
Most Goals by Pittsburgh vs. Chicago:
 10, Feb. 21, 1976 (P 10-1)
Most Goals by Chicago vs. Pittsburgh:
 9, Jan. 21, 1973 (C 9-3), Mar. 19, 1978 (C 9-1)
Most Goals by Both Teams:
 13, Oct. 21, 1989 (C 8-5), Dec. 6, 1986 (P 7-6)
Last Pittsburgh Shutout vs. Chicago:
 Dec. 19, 1979 (C-0) - Greg Miller
Last Chicago Shutout vs. Pittsburgh:
 Jan. 16, 1984 (C-0) - Tony Esposito
Last Pittsburgh Hat Trick vs. Chicago:
 Mar. 12, 1999 - Mario Lemieux
Last Chicago Hat Trick vs. Pittsburgh:
 Nov. 8, 1992 - Michel Goulet
Last Pittsburgh Trade with Chicago:
 Dec. 6, 1983, Greg Gagne to Pittsburgh for Randy Daye
Overtime Record vs. Pittsburgh: 0-0-3

PITTSBURGH PENGUINS VS CHICAGO BLACKHAWKS REGULAR SEASON

YEAR	TOTAL	HOME	ROAD	GF-GA	YEAR	TOTAL	HOME	ROAD	GF-GA
1967-68	1-2-1	1-0-1	0-2-0	10-14	1982-83	0-3-0	0-2-0	0-1-0	9-15
1968-69	2-4-0	1-2-0	1-2-0	22-28	1983-84	1-1-1	0-0-1	1-1-0	7-7
1969-70	0-6-0	0-3-0	0-3-0	7-27	1984-85	1-2-0	1-1-0	0-1-0	12-15
1970-71	2-4-0	2-1-0	0-3-0	13-17	1985-86	1-1-1	1-0-0	0-1-1	12-13
1971-72	0-5-1	0-3-0	0-2-1	11-27	1986-87	2-1-0	1-1-0	1-0-0	9-1
1972-73	3-2-0	2-0-0	1-2-0	15-18	1987-88	2-1-0	1-0-0	1-1-0	17-12
1973-74	1-5-0	0-3-0	1-2-0	12-20	1988-89	3-0-0	2-0-0	1-0-0	20-15
1974-75	2-1-1	2-0-0	0-1-1	20-11	1989-90	0-3-0	0-1-0	0-2-0	11-16
1975-76	1-2-1	1-1-0	0-1-1	21-16	1990-91	0-3-0	0-2-0	0-1-0	7-15
1976-77	2-2-0	2-0-0	0-2-0	12-9	1991-92	1-0-1	0-0-1	1-0-0	8-7
1977-78	2-1-1	2-0-0	0-1-1	12-15	1992-93	1-1-0	1-0-0	0-1-0	6-8
1978-79	2-0-2	2-0-0	0-0-2	15-8	1993-94	1-1-0	1-0-0	0-1-0	4-7
1979-80	0-2-2	0-1-1	0-1-1	7-9	1994-95	Did Not Play			
1980-81	1-3-0	1-1-0	0-2-0	15-20	1995-96	1-1-0	1-0-0	0-1-0	7-8
1981-82	0-1-2	0-0-1	0-1-1	5-14	TOTAL	33-58-14	25-22-5	8-36-9	332-399

1995-96 SEASON NOTES: (Oct. 17, P-1 at C); Mario Lemieux scores first goal in the win; Tony Esposito records first shutout in Blackhawks' history (Feb. 10, C-3 at P-6); Mario Lemieux records first point in Chicago career (Feb. 10); and Ron Francis adds first point in Chicago career (Feb. 15); Pittsburgh first to take lead in third period since 1967-68. All-Time NHL season (1-1).

THIS YEAR'S SCOREBOARDS

Dec. 15 at Chicago 3-1
 Feb. 10 at Pittsburgh 3-0
 (All-Time Pittsburgh 7-10)



PITTSBURGH VS CHICAGO



1995-96	GP	W	L	T	PTS	GF	GA	PPG	SHG	PEN	PIM
PITTSBURGH	2	1	1	0	2	7	8	1.0	2	14	39
CHICAGO	2	1	1	0	2	8	7	1.0	1	11	25

AT PITTSBURGH (1-0-0)

Oct. 12 - Pittsburgh 1, Barabass at CHICAGO 5 (BEL, FOUR)
Feb. 10 - Chicago 3, Bellou at PITTSBURGH 6 (WH, GGF)

AT CHICAGO (0-1-0)

WG - Suter
WG - Moray

GOALS & SHOTS BY PERIODS:

	1ST	2ND	3RD	OVI	TOTAL
PITTSBURGH	2-25	1-18	4-28		7-69
CHICAGO	2-26	1-18	3-25		6-69

PITTSBURGH	GP	G	A	PTS	PIM	SOG	±	CHICAGO	GP	G	A	PTS	PIM	SOG	±
Leahoux	2	2	3	5	0	11	L	Claven	1	0	3	0	0	1	E
Francis	2	1	2	3	4	2	E	Posun	2	2	0	2	0	4	+2
Almonro	2	1	2	3	10	3	-2	Dave	2	1	1	2	0	8	-1
Carj	2	2	0	2	2	16	-1	Nichols	2	1	1	2	0	8	F
Wilkinson	1	0	2	2	0	1	+1	Shantz	2	1	1	2	0	2	+2
Sacramento	2	0	2	2	0	4	-1	Arnold	2	0	2	2	4	5	-1
Nedved	2	1	0	1	2	4	E	Savard	2	1	0	1	0	4	+2
Drozdz	2	0	1	1	0	2	E	Sato	2	1	0	1	0	7	-2
Speiths	2	0	1	1	0	0	-1	Wulrich	2	1	0	1	0	4	E
Latter	2	0	1	1	7	3	-1	Kruskayev	1	0	1	1	0	1	+1
Barabass	1	0	0	0	0	0	-	Hoeck	1	0	1	1	4	3	+1
MacLean	1	0	0	0	0	0	-2	Carney	2	0	1	1	0	2	+2
Nasand	1	0	0	0	2	1	L	Chelos	2	0	1	1	4	4	-1
Rafnsson	1	0	0	0	0	1	L	Murphy	2	0	1	1	0	10	1
Whis	1	0	0	0	0	0	L	Black	1	0	0	0	0	0	1
Wregget	1	0	0	0	0	0	-	Cubashev	1	0	0	0	0	0	F
Zubov	1	0	0	0	0	5	E	Prosen	1	0	0	0	0	0	L
Joseph	2	0	0	0	4	7	+1	Janak	1	0	0	0	0	0	1
Fleming	2	0	0	0	2	0	+1	Weniska	1	0	0	0	0	0	-1
Moran	2	0	0	0	0	0	-2	Bjork	2	0	0	0	0	0	-
Murray	2	0	0	0	2	2	-2	Commins	2	0	0	0	4	0	-1
Paik	2	0	0	0	4	1	F	Prisset	2	0	0	0	2	0	-2
Reche	2	0	0	0	0	0	1	Sutter	2	0	0	0	0	3	-1
								Borch							
TOTAL	2		(7-14-21)	39	69			TOTAL	2		(8-13-21)	25	69		

GOALTENDERS

	GP	MP	GF	GA	ENG	SO	AVG	SHOTS	SPCT.	W-L-T
Wregget (P)	1	60:00	6	3	0	0	3.00	39	.923	1-0-0
Barabass (P)	1	60:00	1	5	0	0	5.00	30	.E33	0-1-0
PITTSBURGH TOTAL	2	120:00	7	8	0	0	4.00	69	.884	1-1-0
Bellou (G)	2	119:24	6	5	1	0	3.07	66	.912	1-1-0
CHICAGO TOTALS	2	120:00	8	7	1	0	3.50	69	.884	1-1-0

POWER PLAY GOALS:

PITTSBURGH (1) - Francis
CHICAGO (1) - Suter

SHORT-HANDED GOALS:

PITTSBURGH (2) - Lehman, 2
CHICAGO (1) - Shantz



KEN HITCHCOCK

DALLAS STARS



MIKE MODANO

Location: 211 Olympic Parkway, Dallas, TX 75262
Founded: 1967

Chairman of the Board and Owner: Thomas D. Hicks

President and Alternate Governor: James H. Lingo

General Manager: Bob Gray

Head Coach: Ken Hitchcock

NHL Career Record (Seasons): 11/25/6/11

Assistant Coaches: Don Johnston, Steve Dineen

Director of Public Relations: Larry Kelly

Public Relations Manager: K. J. Thompson

Head Athletic Trainer: Bruce S. Johnson

Arena (Capacity): Reunion Arena - 18,500

General Office Phone: (214) 635-1457

Press Box Phone: (214) 635-1457

FAX Phone: (214) 635-2542

Starting Times of Games: 7:30, 8:00, 8:30, 9:00

Team Colors: Black, Green, Red, and White

Radio: Yes! 890 AM

Commercial TV: KDFW Channel 3 and KPR Channel 27

Cable TV: Home Sports

All-Time NHL Record: 549-364-369

1995-96 Record: 35-22-11

1995-96 Finish: 8th (Central Division)

1996 Playoff Record: Did Not Qualify for Playoffs

1995-96 Top Scorer: Mike Modano (36 goals)

Stanley Cup Titles: None

All-Time Minnesota/Dallas Scorer vs. Pittsburgh:
53 (vs. Pittsburgh) - 54 (vs. Pittsburgh)

All-Time Pittsburgh Scorer vs. Minnesota/Dallas:
84 (vs. Dallas) - 36 (vs. Pittsburgh)

Longest Minnesota/Dallas Win Streak vs.
Pittsburgh:

4 Oct. 28, 1970 - Nov. 20, 1972 (Jan. 12, 1968 -
Dec. 1, 1963)

Longest Pittsburgh Win Streak vs. Minnesota/
Dallas:

8 Oct. 15, 1989 - Jan. 1, 1990

Longest Minnesota/Dallas Undeclared Streak vs.
Pittsburgh:

7 Feb. 8, 1982 - Dec. 1, 1983 (6-0-1)

Longest Pittsburgh Undeclared Streak vs.
Minnesota/Dallas:

8 Oct. 15, 1989 - Mar. 1, 1990 (6-0-1)

Last Pittsburgh Win at Home: Nov. 11, 1995 (5-1
10-0) (vs. Dallas)

Last Dallas Win at Home: Dec. 8, 1993 (2-2 (1-1)
6-0) (vs. Dallas)

Last Pittsburgh Win at Dallas: Nov. 14, 1995 (4-2
6-0) (vs. Dallas)

Last Dallas Win at Pittsburgh: Feb. 11, 1984 (4-3
6-0) (vs. Dallas)

Most Goals by Pittsburgh vs. Minnesota/Dallas:
4 (Jan. 22, 1989 (P, 9-2))

Most Goals by Minnesota/Dallas vs. Pittsburgh:
10 (Mar. 2, 1978 (D, 10-0))

Most Goals by Both Teams: 16 (Oct. 27, 1984
(P, 8-8) (Feb. 3, 1987 (N, 8-8))

Last Pittsburgh Shutout vs. Minnesota/Dallas:
Feb. 4, 1984 (P, 1-0) (vs. Pittsburgh)

Last Minnesota/Dallas Shutout vs. Pittsburgh:
Jan. 12, 1985 (P, 1-0) (vs. Minnesota)

Last Pittsburgh Hat Trick vs. Minnesota/Dallas:
Mar. 4, 1990 (P, 3 Goals)

Last Minnesota/Dallas Hat Trick vs. Pittsburgh:
Jan. 7, 1993 (P, 3 Goals)

Last Pittsburgh Trade with Dallas: June 22, 1996
Key: M=Minnesota; D=Dallas; P=Pittsburgh

Overtime Record vs. Pittsburgh: 0-1

PITTSBURGH PENGUINS VS DALLAS STARS REGULAR SEASON

YEAR	TOTAL	HOME	ROAD	GF-GA	YEAR	TOTAL	HOME	ROAD	GF-GA
1967-68	4-3-3	2-1-2	2-2-1	33-29	1987-88	0-1-1	0-1-0	0-1-1	8-10
1968-69	4-3-0	2-2-0	2-1-0	25-15	1988-89	1-2-0	1-1-0	0-1-0	12-12
1969-70	4-2-1	3-0-0	2-1-1	33-27	1989-90	1-2-0	1-1-0	1-1-0	10-10
1970-71	1-2-2	1-1-1	0-2-1	17-22	1990-91	3-0-1	2-0-0	1-0-0	20-7
1971-72	2-1-0	2-1-0	0-0-0	11-17	1991-92	3-0-0	1-0-0	2-0-0	10-7
1972-73	2-2-0	2-1-0	0-2-0	18-21	1992-93	2-1-0	2-0-0	0-1-0	12-9
1973-74	2-2-1	1-2-1	1-2-0	17-23	1993-94	1-1-0	1-0-0	0-1-0	15-11
1974-75	3-1-0	2-0-0	1-1-0	21-14	1994-95	1-1-1	1-1-0	0-0-1	14-16
1975-76	2-1-1	1-2-1	1-1-0	12-16	1995-96	2-1-0	1-0-0	1-1-0	11-10
1976-77	3-1-2	2-0-0	1-1-0	17-9	TOTAL	56-49-10	35-17-6	21-32-8	417-379
1977-78	2-2-0	2-0-0	0-2-0	18-17					
1978-79	5-1-0	2-0-0	1-1-0	19-11					
1979-80	1-3-0	1-1-0	0-2-0	12-15					
1980-81	1-3-0	1-1-0	0-2-0	13-18					
1981-82	1-2-2	1-1-0	0-1-0	14-15					

1995-96 SEASON NOTES - Nov. 14, 0-2 at (P) - The first game of the season. The Stars were the only team to play a home game on Nov. 14. The game was a 2-0 victory for the Stars. The Stars were the only team to play a home game on Nov. 14. The game was a 2-0 victory for the Stars.

THIS YEAR'S SCHEDULE

Jan. 14	@ Pittsburgh	7:30
Jan. 15	@ Dallas	8:00
Jan. 16	@ Pittsburgh	7:30



PITTSBURGH VS DALLAS



1995-96

PITTSBURGH

DALLAS

GP	W	L	T	PTS	GF	GA	PPG	SHG	PEN	PIM
2	2	0	0	4	9	3	4.50	0	16	39
2	0	2	0	0	3	9	2.19	0	17	37

AT PITTSBURGH (1-0-0)

Nov. 15 - Dallas 2 @Wakoluk at PITTSBURGH 4 - BARRASSO

Dec. 15 - PITTSBURGH 5 -WHL SGT Tral Dallas 1 @Wakoluk

AT DALLAS (1-0-0)

WG - Lemieux

WG - Juge

GOALS & SHOTS BY PERIODS		1ST	2ND	3RD	OVT	TOTAL
PITTSBURGH		1-16	2-32	4-23		9-76
DALLAS		1-23	0-19	2-19		3-61

PITTSBURGH	GP	G	A	PTS	PIM	SO	+	DALLAS	GP	G	A	PTS	PIM	SO	+
Lemieux	2	3	2	5	4	14	+4	Harvey	2	0	2	2	0	3	2
Naslund	2	1	3	4	4	3	+3	Miron	1	1	0	1	0	3	1
Famous	2	0	4	0	7	6	-6	Medaris	1	1	0	1	0	3	2
Sandstrom	2	2	1	3	2	5	+4	Kennedy	2	1	0	1	2	3	1
Micovese	2	0	5	3	2	7	+4	Gagner	2	0	1	1	0	4	1
Juge	2	1	1	2	6	10	+5	K. Fischer	2	0	1	1	2	3	3
Zubov	1	0	2	2	0	3	+1	Ustiyar	2	0	1	1	0	6	1
Maslov	2	0	2	2	0	1	+3	Chura	1	0	0	0	0	0	-1
Redwood	2	1	0	1	4	12	-1	Fadye	1	0	0	0	0	0	0
Roche	2	1	0	1	5	2	-1	Klans	1	0	0	0	9	1	0
Barrasso	1	0	0	0	2	0	-	Kul	1	0	0	0	0	0	0
F. Jorgensen	1	0	0	0	2	0	0	Langanbauer	1	0	0	0	2	0	0
Jowett	1	0	0	0	2	1	0	Soren	1	0	0	0	3	0	0
Patterson	1	0	0	0	0	1	0	Adams	2	0	0	0	0	2	2
Wheeler	1	0	0	0	0	0	0	Gaborneaux	2	0	0	0	2	1	-1
Wingert	1	0	0	0	0	0	-	G. Ernst	2	0	0	0	2	2	2
Lemieux	2	0	0	0	2	3	1	O. Halder	2	0	0	0	6	1	0
Murray	2	0	0	0	2	0	0	Lajoie	2	0	0	0	2	1	1
Murray	2	0	0	0	3	1	0	LeBlond	2	0	0	0	0	4	0
Paek	2	0	0	0	0	0	0	Lufting	2	0	0	0	4	0	3
Smolnick	2	0	0	0	0	9	-1	Marche	2	0	0	0	0	2	-1
Tarver	2	0	0	0	4	1	-1	Marshall	2	0	0	0	2	3	1
Wakoluk	2	0	0	0	2	0	-	Wakoluk	2	0	0	0	2	0	0
TOTAL	2	9	18	27	39	76		TOTAL	2	3	5	8	37	61	

GOALTENDERS	GP	MP	GF	GA	ENG	SO	AVG	SHOTS	SPCT.	W-L-T
Wingert (P)	1	60:00	5	1	0	0	1.00	26	.954	1-0-0
Barrasso (P)	1	60:00	4	2	0	0	2.00	33	.821	1-0-0
PITTSBURGH TOTAL	2	120:00	9	3	0	0	1.50	61	.951	2-0-0
Wakoluk (W)	2	118:45	3	9	0	0	4.50	76	.862	0-2-0
DALLAS TOTAL	2	120:00	3	9	0	0	4.50	76	.862	0-2-0

POWER PLAY GOALS: PITTSBURGH (4 for 11) - Juge, Lemieux, Naslund, Sandstrom; DALLAS (2 for 12) - Kennedy, Medaris



PITTSBURGH VS DETROIT



1995-96	GP	W	L	T	PTS	GF	GA	PPG	SHG	PEN	PIM
PITTSBURGH	2	1	1	0	2	5	5	1.8	0	17	31
DETROIT	2	1	1	0	2	5	5	1.13	0	13	28

AT PITTSBURGH (1-0-0)

Jan. 5 - Detroit 2 (Osipenko) @ PITTSBURGH 15 - BARRASSO

Feb. 3 - Pittsburgh 0 (Barrasso) @ DETROIT 3 - OSIPENKO

Hudson replaced Osipenko at 31:58 on Jan. 5

AT DETROIT (0-1-0)

WG - Lemieux

WG - Fedorov

GOALS & SHOTS BY PERIODS:

	1ST	2ND	3RD	OVT	TOTAL
PITTSBURGH	0-0	5-02	0-10		5-62
DETROIT	0-24	1-16	2-26		5-68

PITTSBURGH	GP	G	A	PTS	PIM	SOG	±	DETROIT	GP	G	A	PTS	PIM	SOG	±
Lemieux	2	1	2	2	2	8	1	Fedorov	2	2	3	5	2	12	+3
Francis	2	1	1	2	2	4	F	Lemieux	2	1	1	2	0	2	+1
Neal	2	1	0	1	2	3	F	Cuffey	2	0	2	2	0	3	+1
Hoche	2	1	0	1	0	4	+1	Karlov	2	0	2	2	2	1	+2
Sandstrom	2	1	0	1	0	5	+1	Cuccinelli	2	1	0	1	0	6	-1
Wicks	1	0	1	1	0	0	+1	Fedorov	2	1	0	1	2	4	+3
Jagr	2	0	1	1	0	7	-1	Brown	2	0	1	1	0	2	-1
Kastner	2	0	1	1	0	4	F	Sandstrom	2	0	1	1	0	1	-3
Zubov	2	0	1	1	0	4	-1	Drapac	1	0	0	0	0	3	E
Barr	1	0	0	0	2	0	F	Erny	1	0	0	0	0	0	-3
Dionne	1	0	0	0	0	0	F	Hudson	1	0	0	0	0	0	-
Edwards	1	0	0	0	0	0	F	Berube	2	0	0	0	2	1	E
Murray	1	0	0	0	2	1	-1	Giroux	2	0	0	0	2	0	E
Fisher	1	0	0	0	1	0	-	Johansen	2	0	0	0	0	2	E
Wicks	1	0	0	0	2	1	-2	Konstantinov	2	0	0	0	1	2	+3
Barrasso	2	0	0	0	0	0	-	McCarty	2	0	0	0	0	1	-1
Joseph	2	0	0	0	8	1	-1	Osmond	2	0	0	0	0	0	-
Furber	2	0	0	0	2	2	-2	Phelan	2	0	0	0	2	3	E
Mirny	2	0	0	0	0	2	+1	Hause	2	0	0	0	0	1	-1
Moran	2	0	0	0	4	4	-2	Taylor	2	0	0	0	0	2	-1
Park	2	0	0	0	2	1	E	Yarman	2	0	0	0	2	4	-5
Sinclair	2	0	0	0	2	3	E	Berthiaume	2	0	0	0	2	2	-
TOTAL	2	5	(5-12)	34	62			TOTAL	2	5	(5-10-15)	26	68		

GOALTENDERS

	GP	MP	GF	GA	ENG	SO	AVG	SHOTS	SPCT.	W-L-T
Barrasso (P)	2	120:00	5	5	1	0	2.01	67	.940	1-1-0
PITTSBURGH TOTAL	2	120:00	5	5	1	0	2.50	68	.925	1-1-0
Hudson (D)	1	28:02	1	1	0	0	2.14	14	.929	0-0-0
Osmond (D)	2	81:58	4	4	0	1	2.61	48	.917	1-1-0
DETROIT TOTAL	2	120:00	5	5	0	1	2.50	62	.919	1-1-0

POWER PLAY GOALS:

PITTSBURGH (1 for 8) - Francis

DETROIT (1 for 11) - Cuccinelli



DON HAY

PHOENIX COYOTES



KEITH TKACHUK

Location: One P.O. Box and Square 7 North Central
Suite 1300
Phoenix, AZ 85001
Founded: 1979-1984
President & Governor: Richard Burke
Executive VP of Hockey Operations: Bobby Smith
General Manager: John Paddock
Head Coach: Don Hay
NHL Career Record (Seasons): 1-1-1 Scorer
Assistant Coaches: 2 (Mike Boudreau & TEA)
Goaltending Coach: Pete Peeters
VP of Hockey Administration: Mike O'Brien
Director of Hockey Information: Igor Kupchakov
Director of Media and Player Relations: Robert Mann
Manager of Media Relations: Jeffrey Hirsch
Allylic Therapist: Bob Hart
Arena (Capacity): America West Arena, TEA
General Office Phone: (602) 379-2800
Press Box Phone: TEA
FAX Phone: (602) 379-2872
Starting Times of Games: W-TuS Sat Sun 8:00
Team Colors: Blue, Green, Red, Silver and Purple
Radio: KUPD, KUPD 2 and KUPD
Commercial TV:
Cable TV: Fox Sports Arizona, Channel 3 & 4
All-Time NHL Record: 526-389-127
1995-96 Record: 36-45-9
1995-96 Finish: 1st (Central Division)
1995 Playoff Record: Lost (West 1st, 4-2, Western
Conference Quarterfinals)
1995-96 Top Scorer: Keith Tkachuk (60-48-98)
Stanley Cup Titles: None

All-Time Winnipeg Scorer vs. Pittsburgh:
Dale Hawerchuk (27 goals, 18-13-27)
All-Time Pittsburgh Scorer vs. Winnipeg:
Miles Lambert (21 goals, 17-29-46)
Longest Winnipeg Win Streak vs. Pittsburgh:
2 (Mar. 9, 1991 - Jun. 14, 1991)
Longest Pittsburgh Win Streak vs. Winnipeg:
3 (Oct. 10, 1979 - Dec. 2, 1980)
Longest Winnipeg Undeclared Streak vs. Pittsburgh:
3 (Mar. 31, 1996 - Jun. 14, 1997) 3-0-0
Longest Pittsburgh Undeclared Streak vs. Winnipeg:
1 (Oct. 10, 1979 - Dec. 2, 1991) 1-0-0
Last Pittsburgh Win at Home:
Mar. 18, 1995 (3-0) (6-0 since last win)
Last Winnipeg Win at Home:
Jan. 10, 1993 (2-1) (2-0 since last win)
Last Pittsburgh Win at Winnipeg:
Feb. 18, 1996 (1-0) (0-0 since last win)
Last Winnipeg Win at Pittsburgh:
Jan. 28, 1997 (4-0) (3-0 since last win)
Most Goals by Pittsburgh vs. Winnipeg:
9 (Oct. 18, 1990 (1-9-2), Mar. 2, 1991 (1-9-2))
Most Goals by Winnipeg vs. Pittsburgh:
7 (Jan. 31, 1994 (4-3), Jan. 23, 1993 (4-3))
Most Goals by Both Teams:
13 (Jan. 21, 1993 (4-7), Mar. 3, 1995 (4-9))
Last Pittsburgh Shutout vs. Winnipeg:
Feb. 18, 1995 (1-0) - Tim Bierman
Last Winnipeg Shutout vs. Pittsburgh:
Jan. 24, 1992 (1-0) - Bob Leisenring
Last Pittsburgh Hat Trick vs. Winnipeg:
Mar. 5, 1995 - Petr Nedved (4)
Last Winnipeg Hat Trick vs. Pittsburgh:
Jan. 21, 1985 - Eric Hawerchuk
Last Pittsburgh Trade with Winnipeg: Dec. 28,
1985 (Neil Lomax to Pittsburgh for Mike Maclean)
Overtime Record vs. Pittsburgh: 3-1-1

PITTSBURGH PENGUINS vs. WINNIPEG JETS REGULAR SEASON

YEAR	TOTAL	HOME	ROAD	GF-GA	YEAR	TOTAL	HOME	ROAD	GF-GA
1979-80	4-0-0	2-0-0	2-0-0	14-9	1988-89	2-1-0	1-0-0	1-1-0	13-12
1980-81	4-0-0	2-0-0	2-0-0	18-14	1989-90	2-0-1	2-0-0	0-0-1	15-7
1981-82	2-1-0	2-0-0	0-1-0	7-9	1990-91	2-1-0	1-0-0	1-1-0	17-12
1982-83	1-2-0	1-0-0	0-2-0	10-14	1991-92	2-1-0	1-1-0	1-0-0	8-7
1983-84	1-2-0	1-0-0	1-2-0	13-12	1992-93	1-1-0	1-0-0	0-1-0	7-5
1984-85	1-2-0	0-1-0	1-1-0	14-16	1993-94	2-0-0	1-0-0	1-0-0	10-4
1985-86	2-1-0	2-0-0	0-1-0	16-8	1994-95	Out of Play			
1986-87	1-2-0	0-1-0	1-1-0	9-10	1995-96	2-0-0	1-0-0	1-0-0	10-4
1987-88	1-2-0	0-2-0	1-0-0	9-12	TOTAL	30-16-1	17-7-0	13-9-1	189-158

1995-96 SEASON NOTES: (Feb. 16, P-4 at W-0) Tim Bierman made 11 saves to help Pittsburgh shut out the Jets in their home opener. (Mar. 5, W-4 at P, 9-0) Mike Leisenring's last NHL game was a 9-0 shutout for Pittsburgh in their final game. (Mar. 17, P-4 at W, 4-0) Neil Lomax to Pittsburgh for Mike Maclean.

TWO YEAR'S SCHEDULE

Feb. 1 at Pittsburgh 7:00
Mar. 12 at Phoenix 7:00
Mar. 13 at Tampa Bay 7:00



PITTSBURGH VS WINNIPEG



1995-96

PITTSBURGH

WINNIPEG

GP	W	L	T	PTS	GF	GA	PPG	SHG	PEN	PIM
2	2	0	0	4	10	4	2.00	0	16	0
2	0	2	0	0	4	10	0.00	0	16	63

AT PITTSBURGH (1-0-0)

Feb. 16 - PITTSBURGH @ BARRASSO at Winnipeg (Khabibulin)

Mar. 5 - Winnipeg @ PITTSBURGH @ BARRASSO

Replaces replaced Klubbahn at 26:37 on Mar. 5

AT WINNIPEG (1-0-0)

WG - Jager

WG - McLean

GOALS & SHOTS BY PERIODS

	1ST	2ND	3RD	OVT	TOTAL
PITTSBURGH	3-20	5-30	7-16		15-68
WINNIPEG	0-18	1-24	3-30		4-73

PITTSBURGH	GP	G	A	PTS	PIM	SOG	±	WINNIPEG	GP	G	A	PTS	PIM	SOG	±
Nesbitt	2	4	1	8	4	12	0	McKenzie	2	2	0	4	17	2	0
Jager	2	1	4	2	4	7	0	Torvold	1	0	2	0	0	1	-1
Fernando	1	0	4	0	0	3	0	Gizdek	2	1	5	1	2	5	-1
Zabro	2	2	1	4	0	7	0	Stapleton	2	1	5	1	0	9	-1
Klubbahn	2	0	3	0	2	1	0	Quill	1	0	1	0	0	1	-1
McLean	1	0	0	0	0	0	0	Tkachuk	2	0	1	0	8	0	-1
Dandrea	2	1	0	1	0	1	0	Tombrosky	0	0	1	0	0	4	-1
Joseph	1	0	1	0	2	1	0	Chasse	1	0	0	0	2	0	0
McLean	2	0	1	0	0	4	0	Dean	1	0	0	0	7	0	-1
Nesbitt	2	0	1	0	0	4	-1	Eastwood	1	0	0	0	0	1	0
Wakelin	2	0	1	0	4	3	-1	Fisher	1	0	0	0	0	0	0
Berglund	1	0	0	0	0	2	0	Mason	1	0	0	0	2	0	0
Lauri	1	0	0	0	0	2	0	Poulsen	1	0	0	0	0	0	0
Lehoucq	1	0	0	0	1	0	0	Sloman	1	0	0	0	2	3	0
Moran	1	0	0	0	0	1	E	Druke	2	0	0	0	0	3	0
Park	1	0	0	0	0	0	E	Foley	2	0	0	0	2	2	0
Battersby	1	0	0	0	0	0	E	Khabibulin	2	0	0	0	0	0	0
Sandstrom	1	0	0	0	0	4	E	Kring	2	0	0	0	0	2	-1
Barrasso	2	0	0	0	0	0	-	Kring	2	0	0	0	5	0	-1
Murray	2	0	0	0	0	4	E	Koroluk	2	0	0	0	0	3	-1
Phelan	2	0	0	0	5	0	-1	Manson	2	0	0	0	14	3	0
Smolinski	2	0	0	0	2	1	-1	Mun	2	0	0	0	0	0	-1
Tanner	2	0	0	0	0	2	0	Nunamaker	2	0	0	0	0	1	-1
Wells	2	0	0	0	2	2	-1	Zhang	2	0	0	0	2	12	-1
TOTAL	2	(10-17-27)	41	58				TOTAL	2	(4-5-9)	63	73			

GOALTENDERS

	GP	MP	GF	GA	ENG	SO	AVG	SHOTS	SPCT.	W-L-T
Barrasso (P)	2	120:00	10	4	0	1	2.00	73	.945	2-0-0
PITTSBURGH TOTAL	2	120:00	10	4	0	1	2.00	73	.945	2-0-0
Khabibulin (W)	2	66:00	0	6	0	0	1.9	48	.875	0-2-0
Holmstrom (W)	1	52:27	4	4	0	0	7.7	20	.850	0-0-0
WINNIPEG TOTAL	2	120:00	4	10	0	0	5.00	68	.853	0-2-0

POWER PLAY GOALS:

PITTSBURGH (2 for 11) - Nesbitt, Zabro

WINNIPEG (0 for 11)

HAT TRICKS:

PITTSBURGH (1) - Nesbitt (1 - Mar. 5)



MIKE KEENAN

ST. LOUIS BLUES



GRANT FUHR

Location: K&L Center 1401 Stars Avenue, St. Louis, MO 63103

Founded: 1967

Chairman of the Board: Jerry Bruckheimer

President and CEO: Peter Quinn

General Manager/Head Coach: Mike Keenan

NHL Career Record (Seasons): 454-307-88 (11)

Associate Coaches: Roger Nelson, Joe Roberts

Director of Public Relations: Alan Lett

Public Relations Assistant: Chr. Jennifer Taylor

Medical Trainer: Ray Stone

Arena Capacity: K&L Center (19,053)

General Office Phone: (314) 622-2600

Press Box Phone: (314) 641-6633

FAX Phone: (314) 622-2542

Starting Times of Games: 7:30 Sat., 7:30 Sun.-Wed.

Team Colors: Blue, Gold, Red

Radio: KMOX 1470 AM

Commercial TV: USA

Cable TV: Prime Sports

All-Time NHL Record: 953-976-347

1995-96 Record: 32-35-14

1995-96 Finish: 4th (Central Division)

1996 Playoff Record: 2nd, Toronto, 4th, Western Conference Quarter Finals, Lost Detroit, 4th, Western Conference Semifinals

1995-96 Top Scorer: Wayne Gretzky (79-73-12)

Stanley Cup Titles: Six

All-Time St. Louis Scorer vs. Pittsburgh: Brian Proby (41 gp., 20-36-56)

All-Time Pittsburgh Scorer vs. St. Louis: Mario Lemieux (40gp., 21-28-47)

Longest St. Louis Win Streak vs. Pittsburgh: 5, Jan. 2, 1974 - Dec. 28, 1975

Longest Pittsburgh Win Streak vs. St. Louis: 4, Feb. 3, 1972 - Nov. 22, 1972

Longest St. Louis Undefeated Streak vs. Pittsburgh: 19, May 7, 1970 - Apr. 4, 1971 (5-0-5)

Longest Pittsburgh Undefeated Streak vs. St. Louis: 4, Feb. 3, 1972 - Nov. 22, 1972 (4-0-0)

Least Pittsburgh Win at Home: Mar. 28, 1986 (3-4-194) since last win

Least St. Louis Win at Home: Jan. 5, 1980 (2-7-102) since last win

Least Pittsburgh Win at St. Louis: Jan. 18, 1986 (3-2-10-9-2) since last win

Least St. Louis Win at Pittsburgh: Nov. 8, 1990 (3-2-10-4-1) since last win

Most Goals by Pittsburgh vs. St. Louis: 10, Nov. 22, 1972 (P 13-4)

Most Goals by St. Louis vs. Pittsburgh: 9, Dec. 31, 1988 (S1, 8-4), Oct. 16, 1959 (S1, 9-3)

Most Goals by Both Teams: 14, Nov. 22, 1972 (P 13-4)

Last Pittsburgh Shutout vs. St. Louis: Dec. 17, 1978 (3-0) — Greg Maki

Last St. Louis Shutout vs. Pittsburgh: Dec. 31, 1983 (2-0) — Mark Lutz

Last Pittsburgh Hat Trick vs. St. Louis: Mar. 26, 1995 — Mario Lemieux (4)

Last St. Louis Hat Trick vs. Pittsburgh: Oct. 16, 1959 — Brent Johnson

Last Pittsburgh Trade with St. Louis: Mar. 21, 1996, J.J. Daigneault to Pittsburgh for K and G, traded in 1996

Overtime Record vs. Pittsburgh: 0-0-0

PITTSBURGH PENGUINS vs. ST. LOUIS BLUES REGULAR SEASON

YEAR	TOTAL	HOME	ROAD	GF-GA	YEAR	TOTAL	HOME	ROAD	GF-GA
1967-68	1-6-2	2-3-0	2-3-0	25-33	1982-83	0-3-0	0-2-0	0-1-0	11-16
1968-69	3-4-1	2-2-0	1-2-1	15-16	1983-84	0-2-1	0-2-1	0-2-0	7-11
1969-70	1-5-2	1-1-2	0-4-0	11-26	1984-85	1-2-0	1-1-0	0-1-0	10-15
1970-71	0-3-3	0-1-2	0-2-1	13-15	1985-86	2-1-0	0-1-0	2-0-0	16-13
1971-72	3-3-0	1-2-0	2-1-0	17-13	1986-87	1-0-2	1-0-1	0-0-1	13-12
1972-73	3-2-0	2-0-0	1-2-0	25-20	1987-88	0-3-0	0-1-0	0-2-0	10-10
1973-74	2-3-1	1-1-1	1-2-0	18-19	1988-89	1-1-1	1-0-1	0-1-0	14-9
1974-75	1-1-2	1-0-1	0-1-1	11-13	1989-90	0-3-0	0-1-0	0-2-0	10-22
1975-76	2-2-0	1-1-0	1-1-0	17-14	1990-91	1-2-0	1-1-0	0-1-0	9-10
1976-77	3-1-0	2-0-0	1-1-0	17-13	1991-92	1-1-0	1-0-0	0-1-1	5-7
1977-78	2-1-1	1-0-1	1-1-0	13-11	1992-93	1-1-0	1-2-0	0-1-1	12-10
1978-79	2-1-1	1-0-1	1-1-0	16-16	1993-94	0-0-2	0-0-1	0-0-1	8-8
1979-80	1-2-1	1-1-0	0-1-1	12-14	1994-95	Did Not Play			
1980-81	2-2-0	2-0-0	0-2-0	15-19	1995-96	1-1-0	1-0-0	0-1-0	10-7
1981-82	1-2-0	1-0-0	0-2-0	8-10	TOTAL	39-58-18	26-19-12	13-39-6	373-407

1995-96 SEASON NOTES (Jan. 6, P. 2 at STL): Grant Fuhr (19) was named the Best Defenseman in the NHL. He was named the St. Louis Player of the Week for the first time in his career. (Mar. 26, STL-4 at P-B): Mario Lemieux (4) finished with 4 goals, 10 assists and 14 points in the 200th game of his career. He was named the NHL's top scorer in the game.

THIS YEAR'S SCHEDULE

Nov. 16	at Pittsburgh	7:30
Dec. 16	at St. Louis	8:30
161 Home/Pittsburgh Games		



PITTSBURGH VS ST. LOUIS



1995-96	GP	W	L	T	PTS	GF	GA	PPG	SHG	PEN	PIM
PITTSBURGH	2	1	1	0	2	10	7	5.16	1	17	53
ST. LOUIS	2	1	1	0	2	7	10	2.12	0	23	60

AT PITTSBURGH (1-0-0)

Jan. 18 - Pittsburgh 2, Wings 5 at ST. LOUIS (4-0-1)
 Mar. 26 - St. Louis 4 (Fut) at PITTSBURGH (3-0-1) (WHL GOFT)

AT ST. LOUIS (0-1-0)

WG - Pavel Datsyuk
 WG - Lemieux

GOALS & SHOTS BY PERIODS	1ST	2ND	3RD	OVT	TOTAL
PITTSBURGH	3-23	4-10	3-24		10-57
ST. LOUIS	3-25	2-15	2-24		7-64

PITTSBURGH	GP	G	A	PTS	PIM	SOG	+/-	ST. LOUIS	GP	G	A	PTS	PIM	SOG	+/-
Lemieux	1	5	2	7	0	7	+5	Hil	2	2	1	3	2	0	-2
Nadeau	2	2	3	5	2	3	E	Paarson	1	1	1	2	7	4	+1
Lundqvist	1	0	1	3	2	3	-2	Mullins	2	1	1	2	4	0	+1
Sokoloski	2	2	0	2	0	4	-3	Fronger	2	1	1	2	2	4	0
Sundstrom	1	0	2	2	2	1	-1	Edson	2	0	2	2	0	0	-2
Zubov	2	0	2	2	2	4	-3	Hladychuk	1	1	0	1	0	4	+1
Lauri	1	1	0	1	0	2	F	Croghler	2	1	0	1	0	3	+1
Leshko	1	0	1	22	3	0	-1	Grilzay	1	0	1	1	0	0	-2
McLain	1	0	1	1	0	0	E	Kuznetsov	1	0	1	1	0	3	+3
Mirer	1	0	1	1	0	4	-2	MacFaulstich	1	0	1	1	0	2	-1
Mironov	1	0	1	1	0	0	-1	Corson	2	0	1	1	0	2	+1
Jagi	2	0	1	1	2	0	-1	Machonis	2	0	1	1	6	6	+1
Joseph	2	0	1	1	0	10	-2	Amelsson	1	0	0	0	0	1	L
Alex	1	0	0	0	2	0	-1	Brenn	1	0	0	0	0	0	F
Chapman	1	0	0	0	0	0	F	Casby	1	0	0	0	0	0	
Degraff	1	0	0	0	0	0	+1	Chasse	1	0	0	0	0	0	F
Fitzgerald	1	0	0	0	0	1	F	Hudry	1	0	0	0	0	0	-1
Moran	1	0	0	0	0	0	F	Hudson	1	0	0	0	0	0	E
Murray	1	0	0	0	0	2	-1	Johnson	1	0	0	0	0	1	+1
Nashold	1	0	0	0	0	2	-1	Khangov	1	0	0	0	0	0	E
Park	1	0	0	0	0	4	-1	Sullivan	1	0	0	0	2	0	E
Stephany	1	0	0	0	0	0	E	Wells	1	0	0	0	0	0	+1
Tanner	1	0	0	0	2	0	E	Nason	2	0	0	0	10	3	E
Wells	1	0	0	0	4	0	F	Courtnar	2	0	0	0	4	5	-1
Czajka	2	0	0	0	2	0	F	Fehr	2	0	0	0	0	0	-1
Reche	2	0	0	0	7	5	-1	Noonan	2	0	0	0	0	0	-1
Wilkinson	2	0	0	0	0	2	+1	Frost	2	0	0	0	0	0	E
Wright	2	0	0	0	2	0	-1								
TOTAL	2	10	18-28	53	77			TOTAL	2	7	11-18	60	64		

GOALTENDERS	GP	MP	GF	GA	ENG	SO	AVG	SHOTS	SPCT.	W-L-T
Wright (P)	2	116:49	10	7	0	0	3.03	64	.491	1-1-0
PITTSBURGH TOTAL	2	120:00	10	7	0	0	3.50	64	.491	1-1-0
Lauri (ST)	2	71:32	7	4	0	0	3.36	45	.911	1-1-0
Casby (ST)	1	48:28	1	6	0	0	7.43	32	.813	0-1-0
ST. LOUIS TOTAL	2	120:00	7	10	0	0	5.00	77	.870	1-1-0

POWER PLAY GOALS: PITTSBURGH (5 for 18) - Lemieux 2, Sundstrom 2, Nadeau
 ST. LOUIS (2 for 12) - Hil, Paarson

SHORT-HANDED GOALS: PITTSBURGH (1) - Lemieux

HAT TRICKS: PITTSBURGH (1) - Lemieux (5 - Mar. 26)

TORONTO MAPLE LEAFS



MIKE MURPHY



DOUG GILMOUR

Location: 41 Centre Street, Toronto, Ontario M5G 1H7
 Founded: 1897
 Chairman of the Board and CEO: Steve A. Stern
 President/COO and General Manager: Cliff Fletcher
 Head Coach: Mike Murphy
 NHL Career Record (Seasons): 21 of 31
 Assistant Coaches: Mike Richter and Terry Simpson
 Director of Business Operations and Communications:
 Bob Reich
 Manager, Media Relations, National
 Communications Coordinator: Cassie Vancouver-McCull
 Head Athletic Therapist: Brian Branch, MD
 Arena (Capacity): Maple Leaf Gardens (15,706)
 General Office Phone: (416) 977-1681
 Press Box Phone: (416) 977-1681 ext. 1604
 FAX Phone: (416) 977-6304
 Starting Times of Games: AN-7:35, Sat-7:05
 Team Colors: Blue and White
 Ringer: Duff Fitt
 Commercial TV: Global Network and CBC-TV 5
 Cable TV: Home
 All-Time NHL Record: 2025 (2011-14)
 1995-96 Record: 34-35-13
 1995-96 Finish: 3rd, Central Division
 1995 Playoff Record: Lost, S. L.C., s. 4-2, Western
 Conference Quarter Finals
 1995 Top Scorers: (Total Goals) Steve Nash (45)
 Stanley Cup Titles: 11 (1918, 1927, 1932, 1942, 1945,
 1957, 61, 1961, 1962, 64, and 1967)

All-Time Toronto Scorer vs. Pittsburgh:
 Daniel Sedin (34 goals, 79:37:59)
 All-Time Pittsburgh Scorer vs. Toronto:
 Mario Lemieux (30 goals, 25:44:08)
 Longest Toronto Win Streak vs. Pittsburgh:
 4 (Feb. 17, 1971 - Dec. 24, 1971)
 Longest Pittsburgh Win Streak vs. Toronto:
 6 (Mar. 26, 1974 - Feb. 15, 1976)
 Longest Toronto Undeclared Streak vs.
 Pittsburgh:
 6 (Mar. 13, 1968 - Mar. 1, 1969) (0-0-4)
 Longest Pittsburgh Undeclared Streak vs.
 Toronto:
 6 (Mar. 26, 1974 - Feb. 15, 1976) (0-0-4)
 Last Pittsburgh Win at Home: Oct. 7, 1995 (3-0)
 (0-0-0) (1-0-0) (last win)
 Last Toronto Win at Home: Feb. 12, 1996 (4-1)
 (0-0-0) (1-0-0) (last win)
 Last Pittsburgh Win at Toronto: Jan. 17, 1991
 (0-0-0) (0-0-1) (0-0-0) (last win)
 Last Toronto Win at Pittsburgh: Mar. 10, 1994 (4-2)
 (0-1-0) (0-0-0) (last win)
 Most Goals by Pittsburgh vs. Toronto:
 10 (Dec. 26, 1991) (7-12-1)
 Most Goals by Toronto vs. Pittsburgh:
 9 (Jan. 7, 1943) (1-8-3)
 Most Goals by Both Teams:
 15 (Feb. 21, 1991) (7-11-0)
 Last Pittsburgh Shutout vs. Toronto:
 Dec. 8, 1970 (4-0) Al Smith
 Last Toronto Shutout vs. Pittsburgh:
 Oct. 29, 1987 (4-0) Al Smith
 Last Pittsburgh Hat Trick vs. Toronto:
 Feb. 18, 1992 (4-0) Mike Milbury
 Last Toronto Hat Trick vs. Pittsburgh:
 Mar. 6, 1980 (3-0) Bumpy Siler
 Last Pittsburgh Trade with Toronto:
 July 8, 1995 (Dino Ciccolo and second round draft
 pick) for 1995 in Pittsburgh for Larry Murphy.
 Overtime Record vs. Pittsburgh: 1-1-0

PITTSBURGH PENGUINS vs. TORONTO MAPLE LEAFS REGULAR SEASON

YEAR	TOTAL	HOME	ROAD	GF-GA	YEAR	TOTAL	HOME	ROAD	GF-GA
1967-68	2-1-1	1-0-1	1-1-0	3-14	1982-83	1-2-0	1-0-0	0-2-0	6-15
1968-69	0-3-0	0-2-1	0-1-0	11-19	1983-84	1-1-1	1-1-0	0-0-1	8-7
1969-70	2-2-2	1-0-0	1-2-0	14-19	1984-85	2-1-0	0-1-0	2-0-0	12-9
1970-71	2-3-1	2-1-0	0-2-1	15-18	1985-86	3-0-0	2-0-0	1-0-0	10-9
1971-72	2-4-0	1-2-0	1-2-0	13-14	1986-87	1-2-0	1-0-0	0-2-0	12-13
1972-73	2-2-1	2-1-0	0-1-1	18-17	1987-88	2-1-0	1-1-0	1-0-0	9-8
1973-74	1-3-1	0-2-0	1-1-1	17-20	1988-89	2-1-0	1-0-0	1-1-0	16-10
1974-75	4-1-0	2-0-0	2-1-0	31-21	1989-90	1-2-0	1-1-0	0-1-1	17-21
1975-76	4-1-0	3-0-0	1-1-0	33-16	1990-91	2-1-0	1-0-0	1-1-0	20-16
1976-77	2-1-2	1-1-0	1-0-2	19-15	1991-92	2-1-0	2-0-0	0-1-0	27-8
1977-78	3-2-0	1-2-0	2-0-0	17-22	1992-93	0-1-1	0-0-1	0-1-0	5-7
1978-79	1-3-0	1-1-0	0-2-0	10-19	1993-94	0-1-1	0-1-0	0-0-1	6-8
1979-80	2-2-0	1-1-0	1-1-0	16-20	1994-95	Dad Not Play			
1980-81	0-2-1	1-1-0	0-1-1	15-16	1995-96	1-1-0	1-0-0	0-1-0	9-7
1981-82	0-1-2	0-1-1	0-0-1	10-12	TOTAL	46-46-17	29-20-6	17-26-11	410-403

1995-96 SEASON NOTES: (Dec. 7, T-3 at P, B), (Jan. 1, W) and (Jan. 10, W) were the only games played in Toronto. (Mar. 10, W) was the only game played in Pittsburgh. The Penguins' record in Toronto is 1-1-1 and in Pittsburgh is 1-1-0. The Penguins' record in Toronto is 1-1-1 and in Pittsburgh is 1-1-0. The Penguins' record in Toronto is 1-1-1 and in Pittsburgh is 1-1-0.

THIS YEAR'S SCHEDULE

Dec. 11 at Toronto
 Mar. 22 at Pittsburgh
 A. Travel to Pittsburgh, Tenn.



PITTSBURGH VS TORONTO



1995-96	GP	W	L	T	PTS	GF	GA	PPG	SHG	PEN	PIM
PITTSBURGH	2	1	1	0	2	8	7	0-10	2	30	80
TORONTO	2	1	1	0	2	7	9	4-17	1	20	91

AT PITTSBURGH (1-0-0)

Oct. 7 - Toronto @ Pittsburgh at PITTSBURGH @ BARRASCO
Feb. 12 - Pittsburgh @ Toronto at TORONTO @ POTVIN

AT TORONTO (0-1-0)

WG - Gage
WG - Anisychuk

GOALS & SHOTS BY PERIODS:

	1ST	2ND	3RD	OVT	TOTAL
PITTSBURGH	4-13	4-25	1-35		9-79
TORONTO	3-22	3-27	1-15		7-64

PITTSBURGH	GP	G	A	PTS	PIM	SOG	±	TORONTO	GP	G	A	PTS	PIM	SOG	±	
Baranov	2	2	3	5	10	6	-1	Sudler	2	1	4	0	2	3	L	
Chelios	2	0	4	0	11	2		Anisychuk	2	2	3	2	7	-1		
Chen	2	1	2	2	4	9	+1	Gagnier	2	1	2	3	8	4	-2	
Zabner	2	1	2	2	2	7	+1	Mullen	1	1	0	1	2	4	E	
Sandstrom	2	2	0	2	4	10	-2	Z. Newson	1	1	0	1	2	3	-1	
P. Nedved	2	1	1	2	4	6	+2	Gagnier	1	0	1	1	10	0	-1	
Park	2	1	1	2	0	1	+2	Gil	1	0	1	1	2	5	-1	
Marcum	2	1	0	1	2	7	1	Hoppe	1	0	1	1	0	1	-1	
Barkness	1	0	0	0	0	0		Murphy	2	0	1	1	0	4	-1	
Nashford	1	0	0	0	0	2	E	Baumgartner	1	0	0	0	0	1	-1	
Barkness	1	0	0	0	0	2	E	Gage	1	0	0	0	0	0	E	
Wells	1	0	0	0	0	0	E	Hendrick	1	0	0	0	0	0	E	
Whitford	1	0	0	0	0	16	1	E	Johnson	1	0	0	0	0	4	-1
Weggie	1	0	0	0	0	0	-	Johnson	1	0	0	0	2	3	L	
Chelios	2	0	0	0	2	4	F	Vezina	1	0	0	0	2	2	-1	
Chenoph	2	0	0	0	0	0	F	Zetter	1	0	0	0	2	0	-1	
Leisac	2	0	0	0	7	2	F	Berg	2	0	0	0	4	1	E	
Moran	2	0	0	0	7	5	F	Barr	2	0	0	0	7	1	-1	
Murray	2	0	0	0	4	5	+1	Flett	2	0	0	0	15	2	E	
Roche	2	0	0	0	6	1	+1	Gauthier	2	0	0	0	2	5	-1	
Simonsen	2	0	0	0	4	2	-2	Hendrickson	2	0	0	0	7	2	-1	
Turner	2	0	0	0	1	2	-2	Mason	2	0	0	0	3	7	-1	
								Morocco	2	0	0	0	10	3	-1	
								Polyak	2	0	0	0	0	0	-1	
								Yankovich	2	0	0	0	1	1	-1	
								Bouch					2			
TOTAL	2		(9-13-22)		82	79		TOTAL	2		(7-9-16)		91	64		

GOALTENDERS

	GP	MP	GF	GA	ENG	SO	AVG	SHOTS	SPCT.	W-L-T
Baranov (P)	1	60:00	3	3	0	0	3.00	72	.906	1-0-0
Weggie (P)	1	60:00	4	4	0	0	4.00	32	.875	0-1-0
PITTSBURGH TOTAL	2	120:00	9	7	0	0	3.50	64	.891	1-1-0
Polyak (T)	2	120:00	7	9	0	0	4.50	79	.886	1-1-0
TORONTO TOTAL	2	120:00	7	9	0	0	4.50	79	.886	1-1-0

POWER PLAY GOALS:

PITTSBURGH (5 for 11) - Francis 3, Sandstrom 2, Vezina

TORONTO (4 for 17) - Anisychuk, Gagnier, Mullen, Sundler

SHORT-HANDED GOALS:

PITTSBURGH (2) - Park, Zubov

TORONTO (1) - Barr

MIGHTY DUCKS OF ANAHEIM



RON WILSON



PAUL KARIYA

Location: 2550 E. Katella Ave., Anaheim, CA 92705

Founded: 1997

Governor: Michael F. Egan

President: Tony Fawcett

Vice President/General Manager: Jack Sherman

Head Coach: Ron Wilson

NHL Career Record (Seasons): 94-112-18-21

Assistant Coaches: Tim Archibald, Matt Kelly

Director of Public Relations: Brian Robinson

Manager of Media Services: Phil Schmitt

Media Relations Coordinator: Matt Schmitt

Head Athletic Trainer/Physical Therapist:

Rodney Jett

Arena (Capacity): The Anaheim Arise of Anaheim

72,724

General Office Phone: (714) 764-2700

Press Box Phone: (714) 764-6223

FAX Phone: (714) 735-2755

Starting Times of Games: 7:00-7:35, Sat. 9:00, Mon. 1:00

Team Colors: Purple, Gold, Silver and White

Radio: KHJ 770 AM

Commercial TV: KTLN Channel 9

Cable TV: Prime Sports

All-Time NHL Record: 44-117-18

1995-96 Record: 40-27-8

1995-96 Finish: 4th Place for Division

1995 Playoff Record: Did Not Qualify for Playoffs

1995-96 Top Scorer: Paul Kariya (42 Goals, 16 Assists)

Salary: 40-60-100

Stanley Cup Titles: None

All-Time Anaheim Scorers vs. Pittsburgh:

Paul Kariya: 259-21-31

All-Time Pittsburgh Scorers vs. Anaheim:

Rob Francis: 4 ap, 2-5-7

Longest Anaheim Win Streak vs. Anaheim:

2 - Nov. 7, 1995 to Oct. 14, 1995

Longest Anaheim Unfateated Streak vs

Pittsburgh:

1 - Feb. 25, 1995 to 0-1 - Dec. 13, 1995 (1-0-0)

Longest Pittsburgh Unfateated Streak vs

Anaheim:

3 - Nov. 7, 1995 to Oct. 14, 1995 (2-0-1)

Last Pittsburgh Win at Home: Oct. 14, 1995 (5-2)

0-0-0 since last win

Last Anaheim Win at Home: Dec. 13, 1995 (1-0-0)

0-0-0 since last win

Last Pittsburgh Win at Anaheim: Nov. 7, 1995 (5-4)

win (0-1-0) since last win

Last Anaheim win at Pittsburgh: None (0-1-1)

Most Goals by Anaheim vs. Pittsburgh

6 - Dec. 13, 1995 (A, 6-0)

Most Goals by Pittsburgh vs. Anaheim:

5 - Nov. 7, 1995 (P, 5-4), Oct. 14, 1995 (P, 5-2)

Most Goals by Both Teams: 9 - Nov. 7, 1995

(P, 5-4 - Dec. 13, 1995 (A, 6-0)

Last Pittsburgh Shutout vs. Anaheim: None

Last Anaheim Shutout vs. Pittsburgh: None

Last Pittsburgh Hat Trick vs. Anaheim: None

Last Anaheim Hat Trick vs. Pittsburgh: None

Last Pittsburgh Trade with Anaheim: None

Overtime Record vs. Pittsburgh: 0-2-1

PITTSBURGH PENGUINS vs. MIGHTY DUCKS OF ANAHEIM REGULAR SEASON

YEAR	TOTAL	HOME	ROAD	GF-GA	YEAR	TOTAL	HOME	ROAD	GF-GA
1993-94	1-0-1	1-0-1	1-0-0	7-5	1995-96	1-1-0	1-0-0	0-1-0	6-9
1994-95	Did Not Play				TOTALS	2-1-1	1-0-1	1-1-0	15-13

1995-96 SEASON NOTES (OCT. 14, A-2-1-P-5): Anaheim's Paul Kariya led the team with 42 goals, 16 assists and 58 points. He was named the NHL's Most Valuable Player and the NHL's Rookie of the Year. Kariya also won the NHL's scoring title (42 goals, 16 assists, 58 points) and was named the NHL's Most Valuable Player. (Dec. 13, P-3-A-6) The Ducks won their first game at home since the 1995-96 season (1-0-0) on Dec. 13, 1995 (A, 6-0) against the Pittsburgh Penguins. The Ducks also won their first game at home since the 1995-96 season (1-0-0) on Dec. 13, 1995 (A, 6-0) against the Pittsburgh Penguins.

THIS YEAR'S SCHEDULE

2000-01: Pittsburgh Penguins (P) vs. Anaheim Ducks (A) - Nov. 7, 1995 (5-4) (P)
 2000-01: Anaheim Ducks (A) vs. Pittsburgh Penguins (P) - Dec. 13, 1995 (6-0) (A)
 2000-01: Pittsburgh Penguins (P) vs. Anaheim Ducks (A) - Dec. 13, 1995 (4-0) (P)



PITTSBURGH VS ANAHEIM



1995-96

PITTSBURGH
ANAHEIM

GP	W	L	T	PTS	GF	GA	PPG	SHG	PEN	PIM
2	1	1	0	2	8	8	4-12	0	13	34
2	1	1	0	2	8	8	1-11	0	14	34

AT PITTSBURGH (1-0-0)

Oct. 14 - Anaheim 2 (Hershey) at PITTSBURGH - 5 (BARBASSO)
Dec. 15 - Pittsburgh 3 (Wendell) at ANAHEIM 6 (SHATALENKOV)

AT ANAHEIM (0-1-0)

W/F - Naslund
W/G - Kariya

GOALS & SHOTS BY PERIODS:

	1ST	2ND	3RD	OVT	TOTAL
PITTSBURGH	1-13	2-22	5-34		8-74
ANAHEIM	3-20	2-20	3-16		8-56

PITTSBURGH	GP	G	A	PTS	PIM	SOG	±	ANAHEIM	GP	G	A	PTS	PIM	SOG	±
Lembeck	2	1	4	2	6	14	-1	Kariya	2	2	4	4	0	11	-2
Franco	2	1	3	4	0	5	-4	Kyrgor	2	1	7	3	12	10	-1
Sandstrom	2	2	1	3	4	4	1	Racine	1	1	1	0	0	2	-1
Jani	2	2	0	2	7	14	4	O. Suico	1	1	1	2	2	2	-2
Naslund	2	1	1	2	2	5	-2	Lundell	2	0	2	0	0	3	-1
Szatmari	2	1	1	2	2	5	-1	Stanger	2	0	2	0	4	2	0
Zubov	1	0	1	0	0	1	1	Krasov	1	1	0	1	0	4	-1
Ovchinnikov	2	0	1	0	0	1	F	J. Suico	2	1	0	1	2	3	1
Murray	2	0	1	1	0	4	-11	Vick	2	1	0	1	4	3	-1
Naslund	2	0	1	1	0	4	-3	Hess	1	0	1	1	0	2	-1
Arborelius	1	0	0	0	0	1	-1	Shalimkov	1	0	1	0	0	0	-1
Barbasso	1	0	0	0	0	0	-	Carlsback	2	0	1	0	2	1	E
Leroux	1	0	0	0	2	0	-1	Dallas	2	0	1	1	0	4	0
Moraj	1	0	0	0	0	2	F	Fyodorovskiy	2	0	1	1	0	2	-1
Wright	1	0	0	0	0	0	-	Corkum	1	0	0	0	0	3	-1
Joshi	2	0	0	0	2	3	-	Kopert	1	0	0	0	0	0	-
Zacher	2	0	0	0	2	4	1	Holm	1	0	0	0	0	1	-1
Murray	2	0	0	0	2	1	-	Karja	1	0	0	0	2	1	-1
Park	2	0	0	0	10	0	E	Krist	1	0	0	0	0	1	1
Patterson	2	0	0	0	0	0	E	Melchik	1	0	0	0	0	0	-1
Roche	2	0	0	0	0	2	-1	Vin Angelo	1	0	0	0	0	2	1
Tanner	2	0	0	0	2	2	-2	Dix	2	0	0	0	2	0	-1
								Dodds	2	0	0	0	0	1	1
								Endicott	2	0	0	0	2	1	L
								York	2	0	0	0	2	4	L
TOTAL	2	(8-14-22)	34	74				TOTAL	2	(8-15-23)	36	56			

GOALTENDERS

	GP	MP	GF	GA	ENG	SO	AVG	SHOTS	SPCT.	W-L-T
Barbasso (P)	1	60:00	5	7	0	0	2.50	26	.623	1-0-0
Wright (P)	1	59:24	3	5	1	0	5.05	29	.628	0-1-0
PITTSBURGH TOTAL	2	120:00	8	8	1	0	4.00	56	.657	1-1-0

Shalimkov (A)	1	60:00	0	5	0	0	5.00	38	.634	1-0-0
Hess (A)	1	60:00	2	5	0	0	5.00	31	.645	0-1-0
ANAHEIM TOTAL	2	120:00	2	8	0	0	4.00	74	.682	1-1-0

POWER PLAY GOALS:

PITTSBURGH (4 for 12) - Funes, Jani, Lembeck, Sandstrom
ANAHEIM (1 for 11) - Kariya



PITTSBURGH VS CALGARY



1995-96	GP	W	L	T	PTS	GF	GA	PPG	SHG	PEN	PIM
PITTSBURGH	2	1	1	0	2	10	8	4.11	1	17	25
CALGARY	2	1	1	0	2	8	10	3.8	0	14	31

AT PITTSBURGH (1-0-0)

Dec. 19 - Calgary 1 (Kedziak) @ PITTSBURGH 4 (WREGGOTT)
Feb. 29 - Pittsburgh 3 (Barnes) @ CALGARY 7 (TASARACC)

AT CALGARY (0-1-0)

GG - Sandstrom
GG - Roberts

GOALS & SHOTS BY PERIODS:	1ST	2ND	3RD	OVT	TOTAL
PITTSBURGH	1-15	4-26	5-28		10-69
CALGARY	2-24	3-23	2-14		8-61

PITTSBURGH	GP	G	A	PTS	PIM	SOG	+/-	CALGARY	GP	G	A	PTS	PIM	SOG	+/-
Lata	2	1	5	0	0	6	-2	Ferry	2	0	4	0	0	6	0
Nedved	2	3	7	6	4	7	+4	Roberts	1	3	0	3	2	5	-1
M. Lemieux	2	1	4	2	2	6	-1	Line	2	1	2	2	0	3	0
Smolinski	2	2	1	3	0	6	+3	Patrick	2	0	3	0	0	3	+1
Francis	1	0	3	0	0	1	+1	Stimman	2	1	1	2	0	4	0
Mohr	2	0	0	2	0	0	0	McGarry	1	1	0	1	5	4	0
Sandstrom	1	1	0	1	2	6	0	Ward	1	1	0	1	0	1	0
Murray	2	1	0	1	0	3	1	Langway	2	1	0	1	0	1	0
Zubov	2	1	0	1	0	3	+2	Crusian	2	0	1	1	2	4	+3
Luhar	1	0	1	1	0	1	0	Kraus	2	0	1	1	1	5	1
Nasrati	2	0	1	1	2	7	-1	Yowhey	2	0	1	1	0	2	-2
Barnes	1	0	0	0	0	0	-	Abel	1	0	0	0	2	0	0
Lozer	1	0	0	0	0	1	-3	Dart	1	0	0	0	2	0	0
McLain	1	0	0	0	0	1	-2	Leeson	1	0	0	0	0	1	-1
Yundt	1	0	0	0	0	0	0	Hausary	1	0	0	0	2	0	0
Hobson	1	0	0	0	0	0	-5	Husaroff	1	0	0	0	2	0	-1
Wells	1	0	0	0	0	0	-1	Kelso	1	0	0	0	0	0	0
Wilkinson	1	0	0	0	0	3	-1	Lapointe	1	0	0	0	5	0	0
Whitely	1	0	0	0	0	0	-	J. Lemieux	1	0	0	0	0	0	-1
Dowdler	2	0	0	0	0	0	0	Morr	1	0	0	0	0	2	-1
Jacob	2	0	0	0	0	6	0	Soma	1	0	0	0	0	3	-2
Leisak	2	0	0	0	0	3	-2	Tomasco	1	0	0	0	2	0	-
Park	2	0	0	0	0	4	0	Kennedy	2	0	0	0	2	0	-2
Reche	2	0	0	0	0	4	0	Nylander	2	0	0	0	2	2	-2
								Sullivan	2	0	0	0	0	0	0
								Zajack	2	0	0	0	0	3	1
TOTAL	2		(10-19-29)	25	67			TOTAL	2		(8-13-21)	31	61		

GOALTENDERS	GP	MP	GF	GA	ENG	SO	AVG	SHOTS	SPCT.	W-L-T
Whitely (P)	1	60:00	7	1	0	0	1.00	21	.667	1-0-0
Barnes (P)	1	60:00	3	7	0	0	1.20	34	.794	0-1-0
PITTSBURGH TOTAL	2	120:00	10	8	0	0	4.00	61	.869	1-1-0

Leisak (C)	1	60:00	7	3	0	0	3.00	30	.833	1-0-0
Kelso (C)	1	60:00	1	7	0	0	1.00	37	.800	0-1-0
CALGARY TOTAL	2	120:00	8	10	0	0	5.00	67	.851	1-1-0

POWER PLAY GOALS: PITTSBURGH (4 of 11) - Lemieux, Nedved, Smolinski, Zubov

CALGARY (3 of 8) - Roberts, 2, McGarry

SHORT-HANDED GOALS: PITTSBURGH (1) - Smolinski

HAT TRICKS: CALGARY (1) - Roberts (Feb. 29)



PITTSBURGH VS COLORADO



1995-96

PITTSBURGH
COLORADO

GP	W	L	T	PTS	GF	GA	PPG	SHG	PEN	PIM
2	0	1	1	1	3	11	4.50	2	16	53
2	1	0	1	3	11	8	3.50	1	19	55

AT PITTSBURGH (0-0-0)

Oct. 3 Pittsburgh (4) Winslet; at Colorado (6) Thibault
Jan. 18 COLO. (6)5 (RO) at Pittsburgh (2) Winslet
First released Thursday at 22:25 on Oct. 9

AT COLORADO (0-0-1)

WG - C. Lemieux

GOALS AND SHOTS BY PERIODS

	1ST	2ND	3RD	OVT	TOTAL
PITTSBURGH*	2-15	5-21	1-25	0-1	8-62
COLORADO	4-25	5-23	2-19	0-1	11-75

PITTSBURGH	GP	G	A	PTS	PIM	SOG	±	COLORADO	GP	G	A	PTS	PIM	SOG	±
Jagr	2	0	1	0	0	7	C	Saxc	2	2	6	2	0	6	-2
M. Lemieux	2	3	1	4	0	11	B	C. Lemieux	2	4	4	4	10	11	+1
Francis	2	1	3	4	4	5	D	Young	2	1	2	0	0	7	+1
Sandstrom	2	1	1	2	0	4	D	Forsberg	2	0	3	0	0	8	-1
Zubov	2	0	2	2	0	5	D	Ducenevich	2	2	0	2	7	7	+2
Szczelania	2	1	0	1	4	8	B	Nolan	1	1	1	2	0	5	D
Nashrod	2	0	1	1	2	1	+1	Kimrensky	2	0	2	2	15	4	-2
Dziedric	1	0	0	0	0	0	E	Polubny	2	0	2	2	0	1	-1
Fitzgerald	1	0	0	0	0	1	-1	Foulo	1	1	0	1	6	2	-1
Lemieux	1	0	0	0	5	0	E	Keane	1	1	0	1	0	2	-1
S. Murray	1	0	0	0	0	1	B	Kovalenko	1	0	1	1	0	2	-1
Patterson	1	0	0	0	0	0	E	T. Murray	1	0	1	1	0	1	-2
Wells	1	0	0	0	0	0	E	Kimem	2	0	1	1	2	1	-1
W. Wilson	1	0	0	0	0	0	E	Wolans	2	0	1	1	2	2	E
Joseph	2	0	0	0	4	2	B	Brousseau	1	0	0	0	0	1	E
Moscow	2	0	0	0	0	0	-1	Corbet	1	0	0	0	0	0	E
Moran	2	0	0	0	4	6	-1	Fiset	1	0	0	0	0	0	-
Nashrod	2	0	0	0	2	7	-4	Miller	1	0	0	0	0	0	F
Park	2	0	0	0	0	0	-1	Ozols	1	0	0	0	0	0	F
Reche	2	0	0	0	0	0	D	Rico	1	0	0	0	2	2	+1
Tanner	2	0	0	0	0	0	E	Skay	1	0	0	0	0	0	-
Winslet	2	0	0	0	0	0		Hyndel	1	0	0	0	5	0	E
Brown					2			Simon	1	0	0	0	2	1	E
								Thibault	1	0	0	0	0	0	-
								Gusakov	2	0	0	0	1	4	-1
								Luchynshyn	2	0	0	0	2	4	-1
								Yelle	2	0	0	0	2	5	-1
TOTAL	2		(8-11-19)	38	62			TOTAL	2		(11-19-30)	55	75		

GOALTENDERS

	GP	MP	GF	GA	ENG	SO	AVG	SHOTS	SPCT.	W-L-T
Winslet (P)	2	125:00	8	10	1	0	4.80	74	.685	0-1-1
PITTSBURGH TOTAL	2	125:00	8	11	1	0	5.28	75	.853	0-1-1
Ray (C)	1	60:00	5	2	0	0	2.00	46	.654	1-0-0
Fiset (C)	1	43:00	3	2	0	0	4.13	18	.633	0-0-1
Thibault (C)	1	22:25	3	3	0	0	8.00	6	.625	0-0-0
COLORADO TOTAL	2	125:00	11	8	0	0	3.84	62	.871	1-0-1

POWER PLAY GOALS:

PITTSBURGH (1 for 13) - M. Lemieux, 2; Francis, Sandstrom
COLORADO (3 for 10) - C. Lemieux, Nolan, Saxc

SHORT-HANDED GOALS:

PITTSBURGH (2) - M. Lemieux, Sandstrom
COLORADO (1) - C. Lemieux

HAT TRICKS:

COLORADO (1) - C. Lemieux (Jan. 18)

EDMONTON OILERS



RON LOW



DOUG WEIGHT

Location: 11030 - 110th Street, Edmonton, Alta. T5G 3G8
Founded: 1977 (NHL)
President/General Manager: Glen Sather
Head Coach: Herb Ake
NHL Career Record (Seasons): 65 (31 Wins)
Assistant Coaches: Kevin Prosser, Pat Reid, McCann
Director of Public Relations: Bill Turge
Coordinator of Publications/Statistics: Steve Knowles
Athletic Trainer/Therapist: Ken Linn
Athletic Trainer: Brian Stafford
Arena (Capacity): Commonwealth Place (19,000)
General Office Phone: (403) 474-4547
Press Box Phone: (403) 474-9330
FAX Phone: (403) 491-0291
Starting Times of Games: W/F 7:30, S/R 6:00 & 8:30
Sat. 8:00, Mon. 4:30
Team Colors: Mar. & Blue, Mar. & Copper, Red, and White
Radio: CHED 1030 AM
Commercial TV: CFRN (Green) & CMTV 2 (Black)
Channel: 1030 & 4
Cable TV: News
All-Time NHL Record: Goals for 168
1995-96 Record: 41-24-11
1995-96 Finish: 3rd Pacific Division
1996 Playoff Record: Did Not Qualify for Playoffs
1995-96 Top Scorer: Doug Weight 31 Goals
Stanley Cup Titles: Won 1981, 1985, 1987, 1988, and 1990

All-Time Edmonton Scorer vs. Pittsburgh:
 Wayne Gretzky 128 pts. (31-44-73)
All-Time Pittsburgh Scorer vs. Edmonton:
 Mark Messier 22 pts. (11-27-39)
Longest Edmonton Win Streak vs. Pittsburgh:
 5 Mar. 17, 1981 - Mar. 17, 1982
 Jan. 7, 1988 - Feb. 20, 1988
Longest Pittsburgh Win Streak vs. Edmonton:
 2 Nov. 1, 1982 - Feb. 2, 1985
 2 Mar. 1, 1986 - Mar. 21, 1986 (closed)
Longest Edmonton Undeleted Streak vs. Pittsburgh:
 6 Nov. 7, 1983 - Nov. 6, 1984 (5-0-1)
Longest Pittsburgh Undeleted Streak vs. Edmonton:
 2 Nov. 4, 1981 - Feb. 2, 1982 (2-3-0)
 2 Mar. 1, 1986 - Mar. 21, 1986 (closed, game)
Last Pittsburgh Win at Home:
 Mar. 27, 1994 vs. Edmonton (3-0-0, 2-0-0)
Last Edmonton Win at Home:
 Mar. 27, 1994 vs. Pittsburgh (0-1-0, 0-1-0)
Last Pittsburgh Win at Edmonton:
 Mar. 1, 1988 (0-1-0, 0-0-0, game closed)
Last Edmonton Win at Pittsburgh:
 Feb. 18, 1984 (1-0-0, 0-1-0, game closed)
Most Goals by Pittsburgh vs. Edmonton:
 7, 3 times last time - Jun. 21, 1985, P. 2-4
Most Goals by Edmonton vs. Pittsburgh:
 13 Mar. 17, 1982, E. 10-4, Feb. 15, 1987, E. 10-7
Most Goals by Both Teams:
 17 Feb. 19, 1983, E. 10-7
Last Pittsburgh Shutout vs. Edmonton: None
Last Edmonton Shutout vs. Pittsburgh: None
Last Pittsburgh Hat Trick vs. Edmonton:
 Nov. 19, 1981 - Kevin Stevens
Last Edmonton Hat Trick vs. Pittsburgh:
 Nov. 8, 1983 - Jan Korp
Last Pittsburgh Trade with Edmonton: Nov. 24, 1991, Paul Coffey, Dave Hunter and Wayne Vachon to Pittsburgh for Doug Silliman, Glen Davidson, Mark Messier and Dave Hunter
Overtime Record vs. Pittsburgh: 1-1-1

PITTSBURGH VS. EDMONTON YEAR BY YEAR REGULAR SEASON

YEAR	TOTAL	HOME	ROAD	GF-GA	YEAR	TOTAL	HOME	ROAD	GF-GA
1971-80	1-3-0	1-1-0	0-2-0	12-27	1983-89	1-2-0	0-2-0	1-5-0	12-10
1980-81	0-2-1	1-1-0	0-1-1	18-20	1989-90	0-1-0	1-0-0	1-1-0	12-8
1981-82	0-1-0	0-1-0	0-0-0	8-27	1990-91	1-0-0	1-1-0	0-1-0	14-15
1982-83	1-2-0	1-1-0	0-1-0	14-21	1991-92	2-1-0	2-0-0	0-1-0	14-14
1983-84	0-3-0	0-1-0	0-2-0	8-23	1992-93	1-2-0	0-1-0	0-1-0	11-11
1984-85	1-1-1	1-0-1	0-1-0	10-17	1993-94	1-1-0	1-0-0	0-1-0	7-8
1985-86	1-2-0	0-1-0	1-1-0	13-17	1994-95	0-0 Not Play			
1986-87	1-2-0	1-1-0	0-1-0	9-10	1995-96	2-0-0	1-0-0	1-0-0	10-8
1987-88	0-3-0	0-1-0	0-2-0	5-17	TOTAL	16-30-2	11-12-1	4-18-1	180-243

1995-96 SEASON NOTES: (Mar. 1, P. 5-ME-4) Since Zetterstrom's 20th birthday, he has scored 10 goals and 10 assists in 10 games. (Mar. 21, E. 4 in P. 5) In his final game, he scored 1 goal and 2 assists. (Mar. 27, P. 1) The Oilers will have their 20th anniversary on April 1, 1997. (Mar. 27, P. 1) The Oilers will have their 20th anniversary on April 1, 1997.

THIS YEAR'S SCHEDULE

Apr. 22 - at Pittsburgh 7:30
 Apr. 23 - at Pittsburgh 7:30
 Apr. 24 - at Pittsburgh 7:30



PITTSBURGH VS EDMONTON



1995-96	GP	W	L	T	PTS	GF	GA	PPG	SHG	PEN	PIM
PITTSBURGH	2	2	0	0	4	10	2	1.3	1	14	25
EDMONTON	2	0	2	0	0	8	10	3.2	0	10	70

AT PITTSBURGH (1-0-0)

Mar. 1 PITTSBURGH - SixtyFLIGHT for 4 disablen 4 Uweaschy
 Mar. 21 Edmonton 4 (losing) at PITTSBURGH 5 (DARRASSO)
 Darrasso replaced Joseph at 58:37 on Mar. 1

AT EDMONTON (1-0-0)

WJ - Darras
 WJ - Darras c

GOALS & SHOYS BY PERIODS:

	1ST	2ND	3RD	OVT	TOTAL
PITTSBURGH	6-73	3-17	1-12	-	10-52
EDMONTON	3-24	3-26	2-28	-	8-78

PITTSBURGH	GP	G	A	PTS	PIM	SOG	+	EDMONTON	GP	G	A	PTS	PIM	SOG	+
Segi	2	1	4	2	0	6	-2	Solar	2	1	4	0	0	8	+3
Redford	2	1	3	4	2	4	+1	Sligh	2	0	3	0	0	4	+2
Zubov	2	1	4	4	6	4	+5	Cher	2	1	1	2	0	7	+5
Lester	2	2	1	0	0	6	-1	Leifuruv	2	1	1	2	0	3	-3
Muller	1	1	1	2	1	4	+2	Norton	2	0	2	0	0	5	0
Murray	2	1	1	2	4	5	1	Amadi	2	1	0	1	4	8	2
Snodgrass	2	0	2	2	2	4	1	Buchberger	2	1	0	1	2	2	-1
Dunlop	1	1	0	1	0	1	1	Weight	2	1	0	1	0	5	5
Dziedic	2	1	0	1	0	2	-1	Arvidsson	1	0	1	1	0	1	+1
Wells	1	1	0	1	2	2	-1	Styph	1	0	1	1	0	2	-0
Francis	1	0	1	1	0	0	-1	MacInnes	2	0	1	1	0	4	-2
MLL-walt	1	0	1	1	0	1	1	McAmmond	2	0	1	1	0	6	+2
Patterson	1	0	1	1	0	1	-1	R. Murray	2	0	1	1	0	6	0
Ch. Joseph	2	0	1	1	4	1	F	Stathoulis	1	0	0	0	0	0	0
Whitson	2	0	1	1	6	1	-1	Edwards	1	0	0	0	0	0	0
Barraso	1	0	0	0	0	0	-	Murphy Jr	1	0	0	0	0	2	1
Levesque	1	0	0	0	0	1	F	Dubois	2	0	0	0	2	3	-1
D. McNamee	1	0	0	0	4	2	E	Ch. Joseph	2	0	0	0	0	0	-
Nasiraj	1	0	0	0	0	2	F	Marchant	2	0	0	0	2	7	F
Ryan	1	0	0	0	0	1	-1	Allen	2	0	0	0	0	4	-4
Wheeler	1	0	0	0	0	0	-	Richardson	2	0	0	0	2	0	-0
Levesque	2	0	0	0	0	2	-2	Trudner	2	0	0	0	2	0	-2
Reche	2	0	0	0	2	1	-1								
Tanaka	2	0	0	0	0	2	-2								
TOTAL	2	10	20	30	28	52		TOTAL	2	8	13	21	20	78	

GOALTENDERS	GP	MP	GF	GA	ENG	SO	AVG	SHOTS	SPCT.	W-L-T
Barraso (F)	1	60:00	5	4	0	0	5.00	45	.811	1-0-0
Wheeler (F)	1	60:00	5	4	0	0	5.00	33	.679	1-0-0
PITTSBURGH TOTAL	2	120:00	10	8	0	0	4.00	78	.897	2-0-0
Richardson (F)	1	29:46	2	0	0	0	0.20	6	.330	0-0-0
Joseph (F)	2	68:58	6	10	0	0	6.74	46	.783	0-0-0
EDMONTON TOTAL	2	120:00	8	10	0	0	5.00	52	.808	0-2-0

POWER PLAY GOALS:

PITTSBURGH (1 for 8) - Lester
 EDMONTON (0 for 12) - Solar & Weight

SHORT-HANDED GOALS:

PITTSBURGH (0 for 1) - Wells



LARRY ROBINSON

LOS ANGELES KINGS



KEVIN STEVENS

Location: 999 W. Main St., Los Angeles, CA 90005
 Founded: 1967
 Governor: Robert S. Gearty
 President: Tom LaSorda
 Chief Hockey Operations Officer: Ron Milner
 General Manager: Sam Mitchell
 Head Coach: Larry Robinson
 NHL Career Record: 21-40-13-11
 Assistant Coaches: Rick Combs, Jim Ayres
 Goaltending Coach: Don Lewis
 Director, Public Relations: Tom Sweeney
 Manager, Media Relations: Mark Allen
 Media Relations Assistant: Linda Karamela
 Trainer: Pete Dierkes
 Arena (Capacity): Great Western Forum, Los Angeles
 General Office Phone: 323-419-1160
 Press Box Phone: 323-419-3243
 FAX Phone: 310-512-3327
 Starting Times of Games: 8:00 PM
 Team Colors: Black, White and Silver
 Radio: KTLA Sports 690 AM, KFI 740 AM, KROQ 106.7 FM
 Commercial TV: None
 Cable TV: Fox Sports West
 All-Time NHL Record: 857-724-338
 1995-96 Record: 36-40-18
 1995-96 Finish: 1st Pacific Division
 1996 Playoff Record: 2-2-1 (Qualify for Playoffs)
 1995-96 Top Scorer: Darryl Kilmeter (27:57:54)
 Stanley Cup Titles: None

All-Time Los Angeles Scorer vs. Pittsburgh:
 Marcel Dionne 50 goals, 24-41-70
 All-Time Pittsburgh Scorer vs. Los Angeles:
 Marcel Dionne 42 goals, 34-55
 Longest Los Angeles Win Streak vs. Pittsburgh:
 6 (Mar. 14, 1984 - Mar. 16, 1985)
 Longest Pittsburgh Win Streak vs. Los Angeles:
 5 (Nov. 15, 1981 - Feb. 26, 1982)
 Longest Los Angeles Undelected Streak vs. Pittsburgh:
 3 (Mar. 2, 1982 - Mar. 14, 1984) (4-0-0)
 Longest Pittsburgh Undelected Streak vs. Los Angeles:
 3 (Nov. 12, 1979 - Feb. 12, 1981) (3-0-0)
 Last Pittsburgh Win at Home:
 Dec. 14, 1993 (4-21-0-1-0) (1-0-0-0-0)
 Last Los Angeles Win at Home:
 Nov. 17, 1993 (1-21-2-0-0-0) (1-0-0-0-0)
 Last Pittsburgh Win at Los Angeles:
 Feb. 12, 1986 (1-5-0-0-0) (0-0-0-0-0)
 Last Los Angeles Win at Pittsburgh:
 Oct. 21, 1995 (3-2-0-0-0) (0-0-0-0-0)
 Most Goals by Pittsburgh vs. Los Angeles:
 5 (Mar. 16, 1984) (1-4-0) (0-1-0) (1-3-0)
 Most Goals by Los Angeles vs. Pittsburgh:
 10 (Jan. 21, 1987) (4-13-0)
 Most Goals by Both Teams:
 15 (Jan. 21, 1987) (4-14, 13-5)
 Last Pittsburgh Shutout vs. Los Angeles:
 Nov. 23, 1979 (0-0-0) (0-0-0-0-0)
 Last Los Angeles Shutout vs. Pittsburgh:
 Dec. 17, 1986 (3-0) (1-0-0-0-0)
 Last Pittsburgh Hat Trick vs. Los Angeles:
 Feb. 14, 1982 (1-3-0) (0-0-0-0-0)
 Last Los Angeles Hat Trick vs. Pittsburgh:
 Mar. 10, 1985 (1-3-0) (0-0-0-0-0)
 Last Pittsburgh Trade with Los Angeles:
 July 29, 1994 (Trade: Steve Yzerman for Doug
 Taylor, Jaromir Jagr, and Paul Reinhart) (1995
 Overtime Record vs. Pittsburgh: 4-3-2)

PITTSBURGH PENGUINS vs. LOS ANGELES KINGS REGULAR SEASON

YEAR	TOTAL	HOME	ROAD	GF-GA	YEAR	TOTAL	HOME	ROAD	GF-GA
1967-68	4-6-3	3-2-0	1-4-0	26-33	1989-90	2-1-0	1-0-0	1-1-0	15-14
1968-69	2-5-1	1-2-1	1-3-0	23-24	1991-92	1-2-0	1-1-0	0-1-0	15-15
1969-70	8-2-0	4-0-0	4-2-0	23-11	1994-95	0-3-0	0-1-0	0-2-0	8-15
1970-71	2-4-0	2-1-0	0-3-0	18-26	1995-96	2-1-0	2-0-0	0-1-0	16-12
1971-72	4-1-1	3-0-0	1-1-1	28-19	1996-97	1-2-0	1-0-0	0-2-0	8-16
1972-73	4-2-3	3-0-0	1-2-0	17-14	1997-98	1-0-2	0-0-2	1-0-0	15-13
1973-74	1-4-0	1-2-0	0-2-0	8-14	1983-84	1-0-0	1-0-0	0-0-0	9-14
1974-75	1-3-2	0-1-2	1-2-0	8-15	1984-85	1-0-0	1-1-0	0-1-0	13-22
1975-76	5-1-0	3-0-0	2-1-0	29-18	1990-91	1-2-0	1-2-0	0-2-0	5-10
1976-77	2-3-1	1-2-0	1-1-1	22-23	1991-92	0-3-0	0-2-0	0-1-0	8-14
1977-78	2-3-3	0-1-2	0-2-1	15-21	1992-93	1-1-0	1-0-0	0-1-0	7-8
1978-79	4-3-1	2-2-0	2-1-1	24-22	1993-94	1-1-0	1-0-0	0-1-0	7-10
1979-80	1-1-2	1-1-0	0-0-2	13-12	1994-95	Did Not Play			
1980-81	2-0-2	2-0-0	0-0-2	18-16	1995-96	0-2-0	0-1-0	0-1-0	4-9
1981-82	1-1-1	1-0-1	0-1-0	15-16	TOTAL	51-61-16	37-20-8	14-41-8	408-454

1995-96 SEASON NOTES: (Oct. 31 LA-3 at P (2 OT)) (4-0)
 (Nov. 11 LA-2 at P (1 OT)) (1-0) (1-0-0-0-0)
 (Nov. 12 LA-2 at P (1 OT)) (1-0) (1-0-0-0-0)
 (Nov. 13 LA-2 at P (1 OT)) (1-0) (1-0-0-0-0)
 (Nov. 14 LA-2 at P (1 OT)) (1-0) (1-0-0-0-0)
 (Nov. 15 LA-2 at P (1 OT)) (1-0) (1-0-0-0-0)
 (Nov. 16 LA-2 at P (1 OT)) (1-0) (1-0-0-0-0)
 (Nov. 17 LA-2 at P (1 OT)) (1-0) (1-0-0-0-0)
 (Nov. 18 LA-2 at P (1 OT)) (1-0) (1-0-0-0-0)
 (Nov. 19 LA-2 at P (1 OT)) (1-0) (1-0-0-0-0)
 (Nov. 20 LA-2 at P (1 OT)) (1-0) (1-0-0-0-0)
 (Nov. 21 LA-2 at P (1 OT)) (1-0) (1-0-0-0-0)
 (Nov. 22 LA-2 at P (1 OT)) (1-0) (1-0-0-0-0)
 (Nov. 23 LA-2 at P (1 OT)) (1-0) (1-0-0-0-0)
 (Nov. 24 LA-2 at P (1 OT)) (1-0) (1-0-0-0-0)
 (Nov. 25 LA-2 at P (1 OT)) (1-0) (1-0-0-0-0)
 (Nov. 26 LA-2 at P (1 OT)) (1-0) (1-0-0-0-0)
 (Nov. 27 LA-2 at P (1 OT)) (1-0) (1-0-0-0-0)
 (Nov. 28 LA-2 at P (1 OT)) (1-0) (1-0-0-0-0)
 (Nov. 29 LA-2 at P (1 OT)) (1-0) (1-0-0-0-0)
 (Nov. 30 LA-2 at P (1 OT)) (1-0) (1-0-0-0-0)

THIS YEAR'S SCHEDULE

Oct. 31 LA-3 at P (2 OT) (4-0) 7:00 PM
 Nov. 11 LA-2 at P (1 OT) (1-0) 7:00 PM
 Nov. 12 LA-2 at P (1 OT) (1-0) 7:00 PM
 Nov. 13 LA-2 at P (1 OT) (1-0) 7:00 PM
 Nov. 14 LA-2 at P (1 OT) (1-0) 7:00 PM
 Nov. 15 LA-2 at P (1 OT) (1-0) 7:00 PM
 Nov. 16 LA-2 at P (1 OT) (1-0) 7:00 PM
 Nov. 17 LA-2 at P (1 OT) (1-0) 7:00 PM
 Nov. 18 LA-2 at P (1 OT) (1-0) 7:00 PM
 Nov. 19 LA-2 at P (1 OT) (1-0) 7:00 PM
 Nov. 20 LA-2 at P (1 OT) (1-0) 7:00 PM
 Nov. 21 LA-2 at P (1 OT) (1-0) 7:00 PM
 Nov. 22 LA-2 at P (1 OT) (1-0) 7:00 PM
 Nov. 23 LA-2 at P (1 OT) (1-0) 7:00 PM
 Nov. 24 LA-2 at P (1 OT) (1-0) 7:00 PM
 Nov. 25 LA-2 at P (1 OT) (1-0) 7:00 PM
 Nov. 26 LA-2 at P (1 OT) (1-0) 7:00 PM
 Nov. 27 LA-2 at P (1 OT) (1-0) 7:00 PM
 Nov. 28 LA-2 at P (1 OT) (1-0) 7:00 PM
 Nov. 29 LA-2 at P (1 OT) (1-0) 7:00 PM
 Nov. 30 LA-2 at P (1 OT) (1-0) 7:00 PM



PITTSBURGH VS LOS ANGELES



1985-86

PITTSBURGH
LOS ANGELES

GP	W	L	T	PTS	GF	GA	PPG	SHG	PEN	PIM
2	0	2	0	0	4	6	0.0	0	14	31
2	2	0	0	4	5	4	1.1	0	12	30

AT PITTSBURGH (0-1-0)

Oct. 21 LOS ANGELES 3 (S) (OH) at Pittsburgh 2 (Wagner)
Nov. 11 Pittsburgh 2 (Wagner) at LOS ANGELES 3 (DAFOD)
1 Perseus 1 scores at 1:42 of overtime on Oct. 21

AT LOS ANGELES (0-1-0)

WG - Perseus 1
WG - Ginsky

GOALS & SHOTS BY PERIODS:

	1ST	2ND	3RD	OVT	TOTAL
PITTSBURGH	2-15	1-21	1-28	0-0	4-64
LOS ANGELES	1-22	1-16	1-16	1-1	6-55

PITTSBURGH	GP	G	A	PTS	PIM	SOG	HA	LOS ANGELES	GP	G	A	PTS	PIM	SOG	HA
Naslund	2	1	2	3	2	5	11	Ginsky	2	1	2	3	2	4	11
Sandstrom	2	2	6	2	0	7	8	Ledwith	2	1	2	2	12	3	11
Jagr	2	1	1	2	2	10	8	Kucharski	2	1	1	2	0	4	11
Smolinka	2	0	2	2	2	7	7	Sydnor	2	0	2	2	2	1	8
Franco	2	0	1	1	0	4	11	Tyrolkova	1	1	0	1	0	1	11
MacLean	2	0	1	1	2	1	12	Draze	2	1	0	1	0	3	11
Neslund	2	0	1	1	4	1	12	Perseus	2	1	0	1	0	3	11
Davies	1	0	0	0	0	3	8	Cignaro	2	0	1	1	0	4	11
Fitzgerald	1	0	0	0	0	0	8	Lapins	2	0	1	1	0	2	11
Larock	1	0	0	0	0	0	1	McSorley	2	0	1	1	2	7	11
Ratkovski	1	0	0	0	0	1	8	Toot	2	0	1	1	0	0	12
Zubov	1	0	0	0	2	7	11	Corbin	1	0	0	0	2	3	8
Jensen	2	0	0	0	0	1	11	Chouder	1	0	0	0	2	3	11
Mironov	2	0	0	0	2	1	14	Daloz	1	0	0	0	0	0	11
Moran	2	0	0	0	0	3	12	Slarr	1	0	0	0	0	0	11
Murray	2	0	0	0	2	3	12	Tygarne	1	0	0	0	0	2	8
Osik	2	0	0	0	0	5	11	Reid	2	0	0	0	0	2	8
Reche	2	0	0	0	5	0	1	Khalafah	2	0	0	0	0	0	11
Luhar	2	0	0	0	2	0	3	Kim	2	0	0	0	0	7	8
Wells	2	0	0	0	2	4	12	Lang	2	0	0	0	0	3	3
Wright	2	0	0	0	0	0	1	OTLinnert	2	0	0	0	0	0	12
Burch	2	0	0	0	2	0	1	Pal	2	0	0	0	3	3	11
TOTAL	2	4	(4-8-12)	31	69	TOTAL	2	(6-10-16)	35	65					

GOALTENDERS

	GP	MP	GF	GA	ENG	SO	AVG	SHOTS	SPCT.	W-L-T
Wagner (P)	2	119:54	4	6	1	0	2.50	64	.312	0-2-0
PITTSBURGH TOTAL	2	120:40	4	6	1	0	2.98	65	.308	0-2-0
Sten (LA)	1	60:00	3	2	0	0	1.98	26	.923	1-0-0
Daloz (LA)	1	60:00	3	2	0	0	2.00	43	.533	1-0-0
LOS ANGELES TOTAL	2	120:40	6	4	0	0	1.99	69	.342	2-0-0

POWER PLAY GOALS:

PITTSBURGH 1 (0 for 6)
LOS ANGELES 5 (1 for 11) - Isobel



PITTSBURGH VS SAN JOSE



1995-96

PITTSBURGH

SAN JOSE

GP	W	L	T	PTS	GF	GA	PPG	SHG	PEN	PIM
2	1	1	0	2	17	11	3-8	2	20	54
2	1	1	0	2	11	17	3-12	0	41	46

AT PITTSBURGH (0-1-0)

Nov. 10 PITTSBURGH (N) vs BRASSCO at San Jose (Home)

Jan. 13 SAN JOSE (H) vs TERRAC (H) at Pittsburgh (B) vs BRASSCO

Fishery replaced Terrell at 0:05 on Nov. 11

Fishery replaced Terrell at 23:45 on Jan. 13

AT SAN JOSE (1-0-0)

WC - Francis

WC - Sheppard

GOALS & SHOTS BY PERIODS:

	1ST	2ND	3RD	OVT	TOTAL
PITTSBURGH	5-19	7-31	3-26		17-76
SAN JOSE	3-23	3-31	5-19		11-63

PITTSBURGH	GP	G	A	PTS	PIM	SOG	+	SAN JOSE	GP	G	A	PTS	PIM	SOG	+
Lehtinen	2	3	6	6	2	11	+3	Sheppard	2	3	2	5	0	13	+1
Francis	2	3	5	6	0	6	-2	Nolan	2	2	4	0	0	2	-1
Lang	2	3	2	5	2	12	-2	Whitney	2	1	2	3	2	4	+1
Sundstrom	2	3	2	5	4	7	+4	Rodger	1	0	3	3	2	5	+1
Sheppard	2	0	4	4	2	7	+5	Forsner	2	0	3	3	0	2	-1
Nedelc	2	3	0	3	0	5	+1	Kozlov	1	1	1	2	0	3	-2
Nasralla	2	1	2	3	0	7	-2	Kyle	2	1	1	2	2	2	+1
Zahov	2	1	2	3	2	3	+1	Murray	2	1	1	2	0	6	3
Mackay	1	0	2	2	0	2	-2	Baker	2	0	2	2	2	4	+2
Murray	2	0	2	2	0	1	-3	Barnes	2	0	2	2	0	2	-2
Joseph	2	0	1	1	0	5	+1	Lanceill	1	1	0	1	0	3	+2
Wells	2	0	1	1	2	0	+1	Moss	2	1	0	1	4	6	+5
Byrdie	1	0	0	0	0	0	-1	Sykora	2	0	1	1	2	2	-1
Murray	1	0	0	0	0	2	-1	Dahlen	1	0	0	0	0	3	3
W. Brown	1	0	0	0	1	0	+1	Irbe	1	0	0	0	0	0	0
Burnside	2	0	0	0	0	0	0	Kozlov	1	0	0	0	0	0	0
F. Legault	2	0	0	0	0	1	-1	Narvaez	1	0	0	0	0	0	-3
Zahov	2	0	0	0	0	5	-3	Ragnarsson	1	0	0	0	0	2	-2
Park	2	0	0	0	0	0	3	Rath	1	0	0	0	2	1	-5
Reame	2	0	0	0	7	1	-1	Terrell	1	0	0	0	0	0	-
Turner	2	0	0	0	12	1	-3	Dowdell	2	0	0	0	1	0	-2
								Flaherty	2	0	0	0	0	0	-
								Loggie	2	0	0	0	2	1	-3
								Podresan	2	0	0	0	4	3	-2
								Wood	2	0	0	0	2	0	-1
TOTAL	2							TOTAL	2						
		(17-29-46)		54		76				(11-20-31)		48		63	

GOALTENDERS:

	GP	MP	GF	GA	ENG	SO	AVG	SHOTS	SPCT.	W-L-T
Burnside (H)	2	118:59	11	10	1	0	5.04	62	839	1-1-0
PITTSBURGH TOTAL	2	120:00	17	11	1	0	5.50	63	825	1-1-0
Flaherty (S.J.)	2	56:15	4	5	0	0	6.40	43	910	1-0-1
Irbe (S.J.)	1	40:05	1	6	0	0	9.00	24	750	0-1-0
Terrell (S.J.)	1	23:45	2	5	0	0	12.00	12	183	0-0-0
SAN JOSE TOTAL	2	120:00	11	17	0	0	8.50	75	775	1-1-0

POWER PLAY GOALS:

PITTSBURGH (3) (1) - Jan. 2, Francis

SAN JOSE (3) (1) - Kozlov, Murray, Sheppard

SHORT-HANDED GOALS:

PITTSBURGH (2) - Francis, Burnside

HAT TRICKS:

PITTSBURGH (1) - Francis (Nov. 10)

SAN JOSE (1) - Sheppard (Jan. 13)



PITTSBURGH VS VANCOUVER



1995-96	GP	W	L	T	PTS	GF	GA	PPG	SHG	PEN	PIM
PITTSBURGH	2	2	0	0	4	15	9	7.50	1	9	23
VANCOUVER	2	0	2	0	0	9	15	4.50	2	12	27

AT PITTSBURGH (1-0-0)

Jan 16 Vancouver 5 (McLean) at PITTSBURGH 8 (BARRASSO)
Feb 27 PITTSBURGH 7 (BARRASSO) at Vancouver 4 (McLean)

AT VANCOUVER (1-0-0)

WG Nason
WG Nedetz

GOALS & SHOTS BY PERIODS:	1ST	2ND	3RD	OVT	TOTAL
PITTSBURGH	7-22	4-20	4-20		15-62
VANCOUVER	3-29	2-22	4-20		9-71

PITTSBURGH	GP	G	A	PTS	PIM	SOG	±	VANCOUVER	GP	G	A	PTS	PIM	SOG	±
Lemieux	2	3	3	6	0	3	E	Mogilny	2	2	3	5	2	11	-1
Jay	2	2	4	4	0	4	+3	Coumbe	2	3	0	3	0	0	-1
Nedetz	2	2	3	4	2	7	+3	Ronneg	2	2	0	2	2	7	±
Nastashin	2	3	1	4	0	7	+2	Larimo	2	0	2	2	0	7	-3
Zusow	2	1	2	2	0	5	+3	Casella	2	0	2	2	0	1	-4
Matsnev	2	0	3	0	2	4	+3	Tikkaen	2	0	2	2	0	2	0
Park	2	0	3	0	0	0	+4	Hedican	2	1	3	1	0	3	-1
Smolenski	2	2	0	2	0	0	E	Ledner	2	1	0	1	2	0	-3
Stankovic	1	1	1	2	0	2	E	Arcon	1	0	1	1	0	1	1
Hoch	2	1	1	2	5	3	+1	Babych	1	0	1	1	0	2	-1
Joseph	2	0	0	0	0	1	±	Gelinas	2	0	1	1	0	7	-2
Wilkerson	2	0	2	0	2	3	+3	Holm	2	0	1	1	0	0	±
Fitzgerald	1	0	1	1	0	0	E	Waller	2	0	1	1	0	0	E
Dzundza	2	0	1	1	0	3	E	Hunter	1	0	0	0	0	0	E
Allen	1	0	0	0	0	0	+1	Ortiz	1	0	0	0	7	1	1
Christian	1	0	0	0	2	0	E	Benares	2	0	0	0	0	2	-2
Lemieux	1	0	0	0	2	0	E	Gowd	2	0	0	0	2	3	-4
Murray	1	0	0	0	2	0	E	Kolosa	2	0	0	0	0	1	-3
Radynski	1	0	0	0	0	1	E	McLean	2	0	0	0	0	0	±
Farmer	1	0	0	0	0	0	H	Murray	2	0	0	0	10	5	-1
Saravesh	2	0	0	0	0	0	±	Stushev	2	0	0	0	0	0	+3
Worsham	2	0	0	0	0	0	E								
Wells	2	0	0	0	0	0	E								
TOTAL	2	15	27	42	23	62		TOTAL	2	9	14	23	27	71	

GOALTENDERS	GP	MP	GF	GA	ENG	SO	AVG	SHOTS	SFCT	W-L-T
Barrasso (P)	2	120:00	15	9	0	0	4.50	71	.873	2-0-0
PITTSBURGH TOTAL	2	120:00	15	9	0	0	4.50	71	.873	2-0-0
McLean (V)	2	118:11	9	14	1	0	7.05	61	.770	0-2-0
VANCOUVER TOTAL	2	120:00	9	15	1	0	7.50	62	.758	0-2-0

POWER PLAY GOALS: PITTSBURGH (2 for 10) - Lemieux, Nastashin

VANCOUVER (1 for 6) - Ledner

SHORT-HANDED GOALS:

PITTSBURGH (1) - Nedetz
VANCOUVER (2) - Coumbe, Mougilny

CAREER GOALTENDING RECORDS VS PITTSBURGH

(Active Opponent Goaltender)

NAME	TEAM	GP	MP	GA	SO	AVG	W-L-T
Scott Rasky	Has	1	27	5	0	11.11	0-0-0
Mark Bales	Chi	1	60	7	0	7.00	0-1-0
Dou Bonapre	Wm Was. Chi	36	1851	114	1	3.68	12-17-2
J.C. Bergeron	TR	5	238	26	0	6.00	1-4-0
Ed Bellon	Chi	5	474	22	0	2.82	5-0-0
Gregy Billejean	NJ Or. B's	20	1052	71	1	4.05	5-10-7
Mario Piron	Chi	1	40	4	0	6.00	0-0-0
Fred Brathwaite	Edm	1	30	0	0	0.00	0-0-0
Martin Brodeur	NJ	9	501	24	2	2.87	7-2-0
Scott Burke	NH-Hla.	27	1311	95	1	3.77	12-10-4
Jim Carey	Was.	0	301	15	0	2.49	0-0-0
Jim Carey	Ma.-St.L.	14	767	54	0	4.22	3-10-1
Tom Chasman	Det	9	506	57	1	4.37	2-5-2
Brian Daley	L.A.	1	60	2	0	2.00	1-0-0
Bob Eversola	Wpg	9	504	26	1	2.98	3-4-0
Eric Fubaud	NYI	1	60	4	0	4.00	0-1-0
Stephane Huet	Que.-Col	10	527	45	0	5.41	2-5-2
Mark Fitzpatrick	LA-NYH-F	17	933	93	0	4.03	6-9-1
Wade Furbush	SJ	2	58	1	0	6.43	1-0-0
Grant Fuhr	Edm Tor. Buf. St.L.	20	1061	69	0	3.83	11-7-2
Jeff Harvatt	NYI-SJ-Chi	5	243	15	0	3.70	1-4-0
Dominik Hasek	Chi St.L.	15	851	41	0	2.45	4-9-2
Glenn Hayes	LA NYI-NYI	18	900	77	0	4.88	3-11-2
Guy Hobbitt	St.L. Ana	4	281	22	0	4.55	1-3-0
Ken Hodge	Que.-NYH-F	33	1655	98	0	3.15	15-17-4
Corey Hirsch	NYR	1	40	5	0	5.00	0-1-0
Kevin Hodson	Chi	1	28	1	0	2.14	0-0-0
Kelly Hudner	NYI LA	35	2027	106	2	3.11	22-10-1
Artur Imre	SJ	5	258	22	0	5.55	0-2-0
Paul LaFollette	TO-Mt	3	118	17	0	5.90	0-2-0
Conor Joseph	St.L. Edm	0	473	30	0	3.81	3-4-2
Andrei Khabibulin	Wpg	2	86	6	0	3.19	0-2-0
Trevor Kidd	Cgy	3	184	14	0	4.57	0-2-1
Glaf Kotzig	Was.	2	120	6	0	3.00	1-1-0
Kirk Melrose	Van	11	657	49	1	4.35	3-7-1
Andy Moog	Edm Bos	23	1735	86	0	4.25	12-8-7
Jason Muzzatti	Hfd	2	46	4	0	5.00	0-0-0
Chris Osgood	Det	4	212	12	1	3.08	2-0-0
Eric Polow	Tor	4	245	15	0	3.67	2-0-1
Damen Rupp	St.L. TO	16	771	50	0	3.80	5-6-1
Bill Ranford	Edm Bos	17	962	75	0	4.48	10-7-0
Garrett Thibault	Tor.-Chi	4	253	16	0	4.02	1-3-0
Mike Richter	NYR	22	1160	82	0	4.17	6-13-1
Jeff Rees	Tor.-Cgy Hfd	5	264	25	0	5.88	1-3-0
Domenec Rouisse	PH Wasg	0	374	20	0	4.81	1-2-0
Patrick Roy	MTL Chi	29	1728	74	0	2.54	17-8-4
Mikhail Shtalenkov	Ana	0	125	5	0	2.40	1-0-1
Steve Shields	Det	1	20	2	0	6.00	0-0-0
Garth Snow	PH	3	123	12	0	5.85	1-2-0
Tommy Soderstrom	PH NY	13	641	53	0	4.96	3-6-0
Rob Stauber	LA-Dal	3	181	10	0	3.31	0-3-0
John Stone	L.A.	1	51	2	0	1.97	1-0-0
Rek Talsness	Wpg-Wsh Cgy	5	278	15	0	3.75	1-3-0
Chris Toner	Na-SJ	24	1230	73	0	3.56	8-11-1
Joseph Thibault	Que.-Chi Mi	10	513	29	1	3.29	8-1-0
Andre Truhlar	Det	1	33	5	0	3.09	0-0-0
John Vanbiesebrouck	NYR-Ft	48	2805	184	1	3.90	20-19-3
Mike Vernon	Cgy	16	913	50	0	3.54	7-7-1
Darcy Wakaruk	Edm-Mtl-Dal	8	440	28	0	3.82	4-3-0
Kyle Weir	Hfd Van	4	209	15	0	3.77	2-2-0

LEADING SCORERS VS PITTSBURGH (1967-1996)

ALL-TIME LEADING SCORERS VS. PITTSBURGH

PLAYERS	TEAM(S)	GP	G	A	PTS	PIM	PP	SH	GW
1. GRETZKY, Wayne*	Edmonton, Los Angeles, St. Louis	46	41	68	100	14	0	3	7
2. CLARKE, Bobby	Philadelphia	26	44	54	103	67	8	6	6
3. THELLEK, Brian	NY Islanders	42	47	58	125	58	16	2	5
4. DIONNE, Marcel	Quebec, Los Angeles, NY Rangers	32	41	62	104	40	6	2	1
5. LAFLEUR, Guy	Montreal, NY Rangers, Quebec	73	47	55	102	26	17	2	10
6. GARTNER, Mike*	Wash. M., NY Rangers	40	55	43	98	110	22	2	6
7. PERRAUDI, Gilbert	Buffalo	69	35	57	90	16	11	2	10
8. PARK, Brad	NY Rangers, Boston, Detroit	64	31	59	90	40	15	2	6
9. FPOSITO, Paul	Eastern NY Rangers	65	46	44	84	51	14	1	8
10. MESSIAH, Mark*	Edmonton, NY Rangers	59	24	45	64	127	6	1	3
11. SITTLE, Randy	Toronto, Philadelphia, Detroit	71	37	46	83	69	16	0	6
12. BOURQUE, Ray*	Boston	58	18	62	38	44	6	3	2
13. RATELFF, Jeff	NY Rangers, Boston	67	21	46	77	12	6	0	5
14. BOSSY, Mike	NY Islanders	54	42	31	73	12	17	0	9
15. LAFONTAINE, Pat*	NY Islanders, Buffalo	54	36	37	73	36	10	1	3
16. RIDLEY, Mike*	NY Rangers, Washington	80	38	41	73	37	14	0	2
17. STASNY, Peter	Quebec, New Jersey	51	32	40	72	33	14	1	1
18. PROPP, Brian	Philadelphia, Minnesota, Hartford	73	27	35	72	41	7	1	2
19. POTVIN, Denis	NY Islanders	74	11	61	72	117	6	1	2
20. GORING, Garth	Los Angeles, NY Islanders	80	34	37	71	12	2	4	3
21. MCKAIG, Stan	Chicago	49	32	39	71	51	5	1	6
22. MULLER, Kirk*	MI, NY, NY Tor.	95	29	46	71	114	15	0	2
23. BUDYK, John	Boston	54	15	56	71	5	3	0	2
24. BARBER, Al*	Philadelphia	58	37	32	67	25	3	4	4
25. IONE, J.J. John	NY Tor., Chi. Cap.	63	25	42	67	45	6	3	4
26. MARUK, Dennis	Cal., Chi. Min. Wash.	57	32	34	66	74	3	1	2
27. McDONALD, Larry	Toronto, Calgary	53	27	35	65	36	7	1	2
28. HUNTER, Zane*	Quebec, Washington	75	22	41	48	246	8	0	1
29. LEMAY, Jacques	Montreal	63	27	34	45	4	6	2	7
30. HOWE, Mark	Montreal, Philadelphia, Detroit	55	16	47	66	72	8	3	2
31. BOURNOY, D. Yves	Montreal	54	28	34	65	3	7	2	2
32. SCHLEIF, Brent	NY Islanders, Chicago	71	25	38	63	125	11	0	3
33. MARCHIONI, Peter	Montreal	51	24	38	62	45	4	1	5
34. KERR, Tim	Philadelphia, NY Rangers, Hartford	54	31	30	61	24	14	0	6
35. BIRU, Steve	Montreal	56	28	35	61	26	6	2	2
36. TAYLOR, Dale	Los Angeles	57	8	45	61	64	5	0	3
37. ORR, Bobby	Boston, Chicago	40	36	29	40	82	7	0	2
38. MURPHY, Larry*	Los Angeles, Tor.	68	17	43	60	34	7	0	3
39. STEWINS, Scott*	Washington, St. Louis, New Jersey	82	17	43	60	77	9	0	3
40. ROBINSON, Larry	Montreal, Los Angeles	72	11	47	60	38	3	0	1

INDIVIDUAL CATEGORY LEADERS

GAMES PLAYED	GOALS	ASSISTS	PENALTY MINUTES
1. M. Gartner* 99	1. M. Gartner* 55	1. W. Gretzky* 14	1. S. Stevens* 272
2. B. Clarke* 82	2. B. Clarke* 47	2. B. Clarke* 64	2. D. Hunter* 246
B. Thelrek* 82	G. LaFleur* 47	3. M. Dionne* 62	3. R. Tocchet* 234
M. Dionne* 82	4. B. Clarke* 44	4. D. Potvin* 61	4. C. Naiman* 195
B. Goring* 80	5. M. Bossy* 42	5. P. Bergeron* 60	5. K. Carayon* 177
	6. W. Gretzky* 41	M. Messiah* 40	
	M. Dionne* 41		

TOP GOALIES VS PITTSBURGH


(60 Minutes Minimum)

GOALTENDER	TEAM(S)	GP	MIN	GA	GAA	SO	W-L-T
1. WAKELY, Tony	St. Louis	11	595	17	1.71	5	7-0-1
2. PARENT, Bruce	Toronto, Philadelphia	36	2160	11	1.57	10	21-7-6
3. GAMBLE, Bruce	Philadelphia, Toronto	15	852	27	2.04	5	7-3-3
4. EDWARDS, Ray	Detroit	17	908	35	2.11	1	10-3-4
5. HALL, Glenn	St. Louis	11	610	34	2.78	1	5-2-3
6. GACOMINI, Ed	NY Rangers, Detroit	32	1900	74	2.53	7	20-7-4
7. BRIGLER, Homer	Buffalo	20	1055	42	2.59	1	12-1-8
8. RIGGS, Pat	Chi. Cap., Wash. Bos.	14	840	34	2.41	7	5-2-3
9. PLANTE, Jacques	St. Louis	22	1107	45	2.44	1	10-6-1
10. CHEEVERS, Gary	Boston	25	2033	94	2.45	3	15-5-5
11. CAGLEY, Jim*	Washington	6	381	15	2.49	0	2-4-0
12. ROY, Patrick*	Montreal, Colorado	29	1726	73	2.54	0	17-8-4
13. FPOSITO, Tony	Chicago	48	2630	124	2.66	5	35-11-6
14. HYDEN, Ken	Montreal	21	1215	53	2.62	1	15-5-2
15. PROFFER, Bob	Philadelphia, NY Rangers	76	4394	65	2.66	0	20-1-1

INDIVIDUAL CATEGORY LEADERS

GAMES PLAYED	WINS	SHUTOUTS	SAVE PERCENTAGE
1. R. Vachon 64	1. R. Vachon 44	1. R. Vachon 10	1. R. Vachon 92.7
2. J. Vachon/Brackley* 48	2. T. Fehosko 39	2. R. Vachon 7	2. E. Gougeon 92.7
T. Fehosko 48	3. K. Hurley* 22	E. Gougeon 7	
4. B. Smith 44	4. B. Parent 21	4. B. Gaulton 5	
5. C. Murray 39	B. Smith 21	C. Murray 5	
6. G. LaFleur 38	H. Howse 22	T. Espinoza 5	
R. Parent 36	F. Gaudreau 20	F. Wozniak 5	
	J. Vachon/Brackley* 20		

HISTORY/RECORDS



Ron Schock

PENGUINS HALL OF FAME

In June of 1992, Jean Pronovost, Rick Kehoe and the late Bob Johnson were selected as the charter members of the Pittsburgh Penguins Hall of Fame. They were formally inducted on October 22 before the Pens' Detroit game at the Civic Arena. In March of 1994, Syl Apps was named to the Hall of Fame and was formally inducted at the Penguins Home game on April 5, 1995 vs the Hartford Whalers.

In March of 1996, former Penguins owner Edward J. DeBartolo, defenseman Dave Burrows and Elaine Henfelder, who has worked for the team on the administrative side for 35 years, were selected for induction. The newest inductees are scheduled to be honored at a home game during the 1996-97 season.

The Hall of Fame selection committee is made up of Dave Molnar, of the Pittsburgh Post-Gazette, Goose Goslin of KDKA Radio, Bob Grove of the Washington Observer Reporter, Penguins announcers Mike Lange and Paul Sturgenwald and Tom McMillan, Cindy Hines, Harry Sanders and Phil Langar, of the Penguins public relations staff.

BOB JOHNSON



Bob Johnson coached the Penguins to their first-ever Stanley Cup Championship in 1990-91. Johnson, an outstanding college coach and former head coach of the Calgary Flames, became head coach of the Penguins on June 12, 1990, and led Pittsburgh to its first-ever Patrick Division title with 86 points. The Penguins then went on to win the Patrick Division playoff title and the Wales Conference Trophy to earn the club's first trip to the Stanley Cup Finals. The Penguins reached the mountaintop on May 25, 1991, with an 8-0 win at Minnesota, capturing the Stanley Cup. Johnson became only the second American born coach to win the Cup. Only three short months later, he was stricken with brain tumors. And two months later, on November 26, 1991, he passed away at his home in Colorado. Thanks in large part to Coach Bob Johnson, it will always be "A Great Day for Hockey" in Pittsburgh.

JEAN PRONOVOST



Jean Pronovost played 10 seasons with the Penguins (1968-69 to 1977-78) and has played in more Pens games than any other player (751). A right wing, Pronovost was the first Penguins' player to score 50 goals in a season (52 in 1975-76). He led the team in goal scoring five times and in points twice, and recorded 20 or more goals in nine of his 10 seasons with the Penguins, while playing in over 70 games in eight of those 10 seasons. Pronovost ranks second in club history with 316 goals, third in points (603), seventh in assists (267) and is tied for second in game-winning goals (42) and fourth in power play goals (79). He represented the Penguins in the mid-season NHL All-Star Game on four occasions, and served as team captain during the 1977-78 season.

RICK KEHOE



Acquired from Toronto on September 13, 1974, Rick Kehoe played 10 seasons with Pittsburgh (1974-75 to 1984-85). A right winger, he scored a career-high 55 goals in the 1980-81 season. Only Mario Lemieux has more goals in a single season with the Penguins. With Pittsburgh, Kehoe led the team in goals and points on three occasions. He recorded 25 or more goals in nine of his 10 seasons as a Penguin, while topping the 30-goal mark five times. With 636 points as a Penguin, Kehoe ranks second in club history in points, trailing only Lemieux, second in games played (722), third in goals (312), tied for fourth in assists (324), third in power play goals (95), and second in hat tricks (8). He played in the NHL All-Star Game twice and won the Lady Byng Trophy in 1981.

PENGUINS HALL OF FAME

SYL APPS



Syl Apps was acquired by the Penguins from the New York Rangers, along with Sheldon Kannegasser, in January of 1971 for current Edmonton Oilers General Manager Glen Sather. He spent six full seasons and part of two other seasons in Pittsburgh. He scored 151 goals and 349 assists for 500 points in 495 regular season games, and also had eight points in 19 playoff games. Apps led the team in scoring three times, and currently ranks seventh on the Penguins career list for goals scored, second in assists, sixth in points and tied for ninth in games played, seventh in game-winning goals and fifth in short-handed goals. He led the Penguins in assists five times, including 67 in the 1975-76 season when he had a career high 99 points (32-67-89). He was also the Most Valuable Player of the 1975 NHL All-Star Game in Montreal. For four years, Apps centered the Pens famous "Century Line" that included right wing Jean Pronovost and left wing Luwiel MacDonald. The trio combined for 200 points and 84 goals in 1972-73, 239 points and 107 goals in 1973-74, 214 points and 94 goals in 1974-75 and 276 points and 114 goals in 1975-76.

EDWARD J. DEBARTOLO



Edward J. DeBartolo bought one-third ownership in the Penguins in 1977 and then bought the team outright a year later. The brightest moment during his tenure was the team's treasured first Stanley Cup Championship in 1991. With patience and perseverance, the DeBartolo franchise endured a streak of six consecutive seasons without a playoff berth before beginning to rebound in the late 80's and coming within a game of reaching their first conference finals in 1989. DeBartolo sold the team to Howard Baldwin, Morris Belzberg and Thomas Dato in November of 1991. DeBartolo was selected as Man of the Year in 1985 by Vector-Pittsburgh and was named Youngstown State University's Distinguished Citizen in 1984 and was a 1955 recipient of the Ohio Governor's Award. In 1986, DeBartolo was among 80 people chosen to receive the Ellis Island medal of Honor, presented to American citizens who have distinguished themselves and preserved the values of their heritage. The medal was first presented in celebration of the Statue of Liberty's 200th birthday, and will only be awarded every 10 years. DeBartolo passed away on December 19, 1994 at the age of 85.

DAVE BURROWS



Dave Burrows was one of the survivors of a dying breed - the defensive defenseman - and his perfection of the art made him one of the most popular players in Penguins history. The Penguins selected Burrows from the Chicago Blackhawks in the NHL Intra-League Draft in June of 1971. He played with the Penguins through the 1977-78 season and in June of 1978 was traded to Toronto for Randy Carlyle and George Ferguson. Burrows was reacquired by the Penguins in November of 1980 and played with the team through the 1981-82 season. Overall, he played in 724 NHL games with Pittsburgh and Toronto and registered 29 goals and 135 assists for 164 points. Burrows had just 377 penalty minutes in his career, along with six points in 29 playoff games. For the Penguins, he had 24 goals and 108 assists for 132 points in 573 games and four points in 20 playoff games. Burrows was also selected to play in the 1974 and 1976 NHL All-Star Games and was chosen for Team Canada in 1976.

ELAINE HEUFELDER



Elaine Heufelder has served the Penguins and the Civic Arena for 35 years. She was the executive assistant for the Arena's first building manager, Charles Strong, and worked with Pam Martha and Edward J. DeBartolo, Sr. Throughout her career, she has played a key role in the operation of the building and the team's front office. She continues to assist the senior management staff as an executive assistant to Penguins President Jack Kelley, Marketing Consultant Bill Barnes and Executive Vice President Donn Patton.

PITTSBURGH PENGUINS HONORS AND AWARDS

PROFESSIONAL HOCKEY HALL OF FAME INDUCTEES

Andy Bathgate (1978)
Len Binnie (1986)
William "Scotty" Bowman (1991)
Bob Johnson (1992)

U.S. HOCKEY HALL OF FAME

Bob Paradise (1989)
Bob Johnson (1991)

ART ROSS TROPHY

Mario Lemieux (1988, 1989, 1992, 1993, 1996)
Jaromir Jagr (1995)

HART MEMORIAL TROPHY

Mario Lemieux (1988, 1993, 1996)

LADY BYNG TROPHY

Rick Kehoe (1981)
Ron Francis (1995)

CONN SMYTHE TROPHY

Mario Lemieux (1991, 1992)

CALDER MEMORIAL TROPHY

Mario Lemieux (1985)

JAMES NORRIS TROPHY

Randy Carlyle (1981)

FRANK SELKE TROPHY

Ron Francis (1995)

BILL MASTERTON TROPHY

Llewellyn MacDonald (1973)
Mario Lemieux (1993)

LESTER B. PEARSON AWARD

Mario Lemieux (1956, 1988, 1993, 1996)

NATIONAL HOCKEY LEAGUE SPONSORED AWARDS

DODGE PERFORMER OF THE YEAR

Mario Lemieux (1988, 1989)

DODGE PERFORMANCE OF THE YEAR

Mario Lemieux (1988)

PRO SET NHL PLAYER OF THE YEAR

Mario Lemieux (1992)

NHL PLUS/MINUS LEADER

Mario Lemieux (1993)
Ron Francis (1995)

DODGE RAM TOUGH AWARD

Mario Lemieux (1989)

NATIONAL HOCKEY LEAGUE FIRST TEAM ALL STAR

Randy Carlyle - D (1981)
Mario Lemieux - C (1988, 1989, 1993, 1996)
Paul Coffey - D (1989)
Kevin Stevens - LW (1992)
Jaromir Jagr - RW (1995, 1996)

NATIONAL HOCKEY LEAGUE SECOND TEAM ALL STAR

Mario Lemieux - C (1986, 1987, 1992)
Paul Coffey - D (1990)
Kevin Stevens - LW (1991, 1993)
Tom Barrasso - G (1993)
Larry Murphy - D (1993, 1995)

NATIONAL HOCKEY LEAGUE ALL-ROOKIE TEAM

Mario Lemieux - C (1985)
Walter Young - LW (1985)
Zorley Zalapski - D (1989)
Jaromir Jagr - RW (1991)

100 POINT CLUB

Pierre Larocque (1975-76)
Juan Pronovost (1975-76)
Mario Lemieux (1984-85, 1985-86, 1986-87,
1987-88, 1988-89, 1989-90, 1991-92, 1992-93,
1995-96)
Rob Brown (1968-69)
Paul Coffey (1988-89, 1989-90)
Mark Recchi (1990-91)
Kevin Stevens (1991-92, 1992-93)
Rick Tocchet (1992-93)
Ron Francis (1992-93, 1995-96)
Jaromir Jagr (1995-96)

PENGUINS BANNER YEARS

1990-91 Patrick Division Champions
1990-91 Patrick Division Playoff Champions
1990-91 Wales Conference Champions
1990-91 Stanley Cup Champions
1991-92 Patrick Division Playoff Champions
1991-92 Wales Conference Champions
1991-92 Stanley Cup Champions
1992-93 NHL Regular Season Champions
1992-93 Patrick Division Champions
1993-94 Northeast Division Champions
1995-96 Northeast Division Champions

PENGUINS RETIRED NUMBERS

#21 - Michel Briere

PENGUINS HALL OF FAME INDUCTEES

Jean Pronovost (1992)
Rick Kehoe (1992)
Bob Johnson (1992)
Syl Apps (1994)
Dave Burrows (1996)
Edward J. DeBartolo (1996)
Elaine Houlihan (1996)

PENGUINS IN THE NHL ALL-STAR GAME

SEASON	TEAM	SITE	PLAYER	G #MIN	A	PTS #GA
1986-86	Eastern	Boston	Mario Lemieux *	0	2	2
	Eastern	Boston	Jaromir Jagr *	1	0	1
	Eastern	Boston	Ben Francis	2	1	1
1984-84	Not A Star Game Host					
1983-83	Eastern	New York (MSG)	Jaromir Jagr *	-	-	-
	Eastern	New York (MSG)	Larry Murphy	0	0	0
	Eastern	New York (MSG)	Joe Mullen	1	1	2
1982-82	Wales	Montreal	Mario Lemieux *	-	-	-
	Wales	Montreal	Kevin Stevens *	1	2	3
	Wales	Montreal	Jaromir Jagr *	1	1	2
	Wales	Montreal	Felix Tolstouj *	2	0	2
1991-91	Wales	Philadelphia	Mario Lemieux *	0	1	1
	Wales	Philadelphia	Paul Coffey *	0	0	0
	Wales	Philadelphia	Kevin Stevens *	1	0	1
	Wales	Philadelphia	Jaromir Jagr *	0	1	1
	Wales	Philadelphia	Bryan Trout	1	0	1
1990-90	Wales	Chicago	Paul Coffey *	0	0	0
	Wales	Chicago	John Cullen	0	1	1
	Wales	Chicago	Mark Reed	0	0	0
	Wales	Chicago	Kevin Stevens	1	0	1
1989-89	Wales	Pittsburgh	Paul Coffey	0	2	2
	Wales	Pittsburgh	Murray Armstrong (MVP)	4	0	4
1988-88	Wales	Edmonton	Rob Brown	0	2	2
	Wales	Edmonton	Paul Coffey *	0	0	0
	Wales	Edmonton	Mario Lemieux *	1	1	2
1987-87	Wales	St. Louis	Paul Coffey *	0	0	0
	Wales	St. Louis	Mario Lemieux (MVP)	3	3	6
1986-86	NFL All-Star	Quebec	Mario Lemieux (2 Quests)	0	0	0
1985-85	Wales	Hullford	Marv Lethbridge *	0	0	0
1984-84	Wales	Calgary	Mario Lemieux (MVP)	2	1	3
1983-83	Wales	New Jersey	Mike Byrd	0	0	0
1982-82	Wales	Los Angeles	Rick Kehring	0	0	0
1981-81	Wales	Washington	Randy Carlyle	0	1	1
1980-80	Wales	Washington	Mike Dion *	30	1	2
1979-79	Wales	Los Angeles	Randy Carlyle	2	0	0
	Wales	Los Angeles	Eric Knorr	0	1	1
1978-78	Wales	Detroit	Eric Knorr	1	0	1
1976-76	NHL A - Stars	New York (MSG)	No Participant Selected			
1975-75	Wales	Baltimore	Jean Pronovost	0	0	0
1974-74	Wales	Vancouver	Jean Pronovost	0	0	0
1973-73	Wales	Philadelphia	Dave Burrows	0	0	0
	Wales	Philadelphia	Frank LaCocche	0	0	0
	Wales	Philadelphia	Jean Pronovost	0	0	0
1972-72	Wales	Montreal	Sy Apps (MVP)	2	0	2
	Wales	Montreal	Jean Pronovost	0	0	0
1971-71	Western	Chicago	Dave Burrows	0	0	0
	Western	Chicago	Lowell MacDonald	1	1	2
	Western	Chicago	A. McDermott	1	0	1
1970-70	Western	New York (MSG)	Lowell MacDonald	0	1	1
	Western	New York (MSG)	Greg Patai (MVP)	2	0	2
1969-69	Western	Birmingham	Greg Patai	0	0	0
	Western	Boston	Greg Patai	0	0	0
1968-68	Western	St. Louis	Dave Prentiss	1	0	1
	Western	St. Louis	Bob Woelke	0	1	1
1967-67	Western	Memphis	Kim Schmedt	0	1	0
1967-68	NFL All-Star	Toronto	Kim Schmedt	0	0	0

* Voted to the starting lineup & named to replace Murray Armstrong

§ Voted to the starting lineup but missed the game due to injury (Earl Bakula began in the 1988-89 season)

PENGUINS ALL-STAR FACTS

MOST APPEARANCES IN AN ALL-STAR GAME

MARIO LEMIEUX (7)
PAUL COFFEY (5)
JEAN PRONOVOST (4)
JAROMIR JAGR (3)

MOST CAREER POINTS IN ALL-STAR GAMES

MARIO LEMIEUX (9-8-17)
KEVIN STEVENS (3-2-5)
JAROMIR JAGR (2-2-4)
LOWELL MACDONALD (1-2-3)

MOST PENALTY MINUTES IN ONE ALL-STAR GAME

5 - 1902
4 - 1993
4 - 1991

TEAM WITH MOST ALL-STAR GAME MVP'S

PITTSBURGH - 5
TORONTO - 4
MONTREAL - 3
NY RANGERS - 3
ST. LOUIS - 3

PENGUINS TEAM AWARDS

MICHEL BRIERE MEMORIAL TROPHY ROOKIE OF THE YEAR

The Michel Briere Memorial Trophy is awarded to the Penguins player judged to be the best rookie on the team. The trophy is in memory of the late Michel Briere, who was an outstanding rookie in his only season in Pittsburgh in 1969-70.

1967-68	Les Binkley	1982-83	Dwight Harrison
1968-69	Jean Pronovost	1983-84	Roberto Romagnoli
1969-70	Michel Briere	1984-85	Mario Lemieux
1970-71	Greg Polis	1985-86	Jim Johnson
1971-72	Dave Burrows	1986-87	No Winner
1972-73	No Winner	1987-88	Rob Brown
1973-74	Ron Lalonde	1988-89	Zatley Zapski
1974-75	Pierre Larouche	1989-90	Mark Recchi
1975-76	No Winner	1990-91	Jaume Jager
1976-77	Greg Malone	1991-92	Jim Paek
1977-78	Peter Lee	1992-93	Shawn McBain
1978-79	Greg Miller & Rod Schull	1993-94	No Winner
1979-80	Paul Marshall	1994-95	No Winner
1980-81	Mark Johnson	1995-96	No Winner
1981-82	Mike Bullard		

COCHRAN AUTOMOTIVE LEADING POINT SCORER AWARD

The Downer Pontiac Leading Point Scorer Award is presented to the player who scores the most points during the regular season.

1967-68	Andy Bathgate	1985-86	Mario Lemieux
1968-69	Ken Schinkel	1986-87	Mario Lemieux
1969-70	Duan Prenko	1987-88	Mario Lemieux
1970-71	Bryan Hexall	1988-89	Mario Lemieux
1971-72	Syl Apps	1989-90	Mario Lemieux
1972-73	Syl Apps	1990-91	Mark Recchi
1973-74	Syl Apps	1991-92	Mario Lemieux
1974-75	Ron Schrick	1992-93	Mario Lemieux
1975-76	Pierre Larouche	1993-94	Jaume Jager
1976-77	Jean Pronovost	1994-95	Jaromir Jagr
1977-78	Jean Pronovost	1995-96	Mario Lemieux
1978-79	Greg Malone		
1979-80	Rick Kehoe		
1980-81	Rick Kehoe		
1981-82	Rick Kehoe		
1982-83	Coug Snedden		
1983-84	Mike Bullard		
1984-85	Mario Lemieux		



Ken Cochran, president and CEO of Cochran Automotive, presents 1985-86 Leading Point Scorer Award to Mario Lemieux.

PNC CORPORATION BOB JOHNSON MEMORIAL "BADGER BOB" AWARD

Presented in memory of the Penguins late head coach Bob Johnson, the Badger Bob Award is presented to the player who, through his performance on the ice, his off-ice character and total application to his teammates for the success of the team, shows that every day is "A Great Day for Hockey" in western Pennsylvania.

1994-95	Ron Francis & Joe Miller
1995-96	Jaromir Jagr



Ron Francis, PNC Bank senior vice president, presents 1995-96 Badger Bob Award to Jaromir Jagr.

PENGUINS TEAM AWARDS

UNsung HERO AWARD

The Unsung Hero Award is presented to the team's Unsung Hero, a player who consistently gets 150 minutes of effort but receives little recognition.

1969-70	Va. Fonteyne
1970-71	Bob Rackburn
1971-72	Duane Hampe
1972-73	Lewell MacDonald
1973-74	Burt Schock
1974-75	Gary Inness
1975-76	Ron Stackhouse
1976-77	Wayne Barchin
1977-78	Dave Schultz
1978-79	George Ferguson
1979-80	Huss Anderson
1980-81	Paul Gardner
1981-82	Pat Buntette
1982-83	Andre St. Laurent
1983-84	Gary Rissing
1984-85	Gary Rissing
1985-86	P. Cunneyworth & Dave Hannan
1986-87	Dan Frawley

1987-88	Dave Hunter
1988-89	Bob Errey
1989-90	Bob Errey & Troy Loney
1990-91	Randy Green
1991-92	Joe Malen
1992-93	Ron Francis
1993-94	Joe Malen
1994-95	Ken Wroggett
1995-96	Pat Nedved

Steve Pyle, head operating officer of Pittsburgh Sports Associates, presents 1995-96 Unsung Hero Award to Pat Nedved.



BOOSTER CLUB AWARD

The Penguins Booster Club makes an annual presentation known as the Three Star Award. Booster Club members vote for three stars after every home game and tally their votes at the end of the regular season for the winner.

1974-75	Y. Hadfield
1975-76	Dave Barrows
1976-77	Dunc Wilson
1977-78	Dan's Heron
1978-79	Randy Carlyle
1979-80	George Ferguson
1980-81	Randy Carlyle
1981-82	Michel Dion
1982-83	Michel Dion
1983-84	Mike Bullard
1984-85	Mario Lemieux
1985-86	Mario Lemieux
1986-87	Mario Lemieux
1987-88	Mario Lemieux

1988-89	Mario Lemieux
1989-90	Mario Lemieux
1990-91	Mark Ruxler
1991-92	Mario Lemieux
1992-93	Mario Lemieux
1993-94	Ren Francis
1994-95	Jonathan Jagr
1995-96	Mario Lemieux

Pat Seelys, Ed, and Peggy Lerner of the Penguins Booster Club present 1985-86 Booster Club Award to Mario Lemieux.



U.S. POSTAL SERVICE DEFENSIVE PLAYER OF THE YEAR AWARD

The Defensive Player of the Year Award recognizes the player who excelled defensively for the team.

1992-93	Tom Ravasso
1993-94	Ulf Samuelsson
1994-95	Ulf Samuelsson
1995-96	Chris Tamer



Mike Benson, Postmaster of Pittsburgh U.S. Postal Service, presents 1995-96 Defensive Player Award to Chris Tamer.

PENGUINS TEAM AWARDS

BELL ATLANTIC YELLOW PAGES PLAYER'S PLAYER AWARD

The players hold a vote at the end of the season for the player they feel exemplifies leadership for the team, both on and off the ice, and a player who is dedicated to teamwork.

1968-69	Val Fonteyne	1991-92	Joe Mullen
1969-70	John Pronovost & Dean Prentice	1992-93	Mario Lemieux
1970-71	Jean Pronovost	1993-94	Ren Francis
1971-72	John Pronovost	1994-95	Ren Francis
1972-73	Lowell MacDonald	1995-96	Ren Francis
1973-74	John Pronovost		
1974-75	Ren Schock		
1975-76	John Pronovost		
1976-77	Denis Herron		
1987-88	Mario Lemieux		
1988-89	Randy Hilder		
1989-90	Randy Hilder		
1990-91	Mark Recchi		

Joe Caron, general manager for Bell Atlantic Yellow Pages, presents this trophy with 1995-96 Penguins Player Award.



MOLSON BREWERIES USA "GOOD GUY" AWARD BAZ BASTIEN MEMORIAL AWARD

The Good Guy Award is presented by the Pittsburgh Chapter of the Professional Hockey Writers Association to the player who the local members of the ProWHA want to acknowledge for his conduct on throughout the year. The award is presented in memory of the late Algego "Baz" Bastien, Penguins General Manager from 1976 to 1983.

1983-84	Gary Hestling	1993-94	Jon Mullen
1984-85	Gary Hestling	1994-95	Larry Murphy
1985-86	Terry Ruskowski	1995-96	Peter Nevedo
1986-87	Dan Frawley		
1987-88	R. C. Murphyworth		
1988-89	Jim Johnson		
1989-90	Troy Loney		
1990-91	Phil Bourque		
1991-92	Larry Murphy		
1992-93	Kevin Stevens		

Tom Lopez, sales specialist for Molson Breweries, presents 1995-96 Good Guy Award to Peter Nevedo.



DDNADEO-SULLIVAN MEMORIAL AWARD MASTERTON NOMINEE

The Pittsburgh Chapter of the Professional Hockey Writers Association votes for the Pittsburgh Penguins Masterton nominee. Each NHL team selects a Masterton candidate from which the overall winner is chosen. The Masterton candidate is nominated as the player who best exemplifies the qualities of perseverance, sportsmanship and dedication to hockey.

1982-83	Greg Malone	1993-94	Kevin Stevens
1983-84	Denis Herron	1994-95	John C. Jen
1984-85	Gary Hestling & Warren Young	1995-96	Ren Francis
1985-86	Terry Ruskowski		
1986-87	R. C. Murphyworth		
1987-88	Randy Hilder		
1988-89	Phil Bourque		
1989-90	Mario Lemieux		
1990-91	Mario Lemieux		
1991-92	Joe Mullen		
1992-93	Mario Lemieux		

Bob Gadow of the Washington Observer-Reporter presents 1995-96 Masterton Nominee Award to Ren Francis.



PENGUINS TEAM AWARDS

FOODLAND MOST VALUABLE PLAYER AWARD

The Most Valuable Player Award is based on the overall contribution the player makes to the team.

1967-68	Les Binkley	1984-85	Mario Lemieux
1968-69	Kelli's McCleary	1985-86	Mario Lemieux
1969-70	Jean Pronovost	1986-87	Mario Lemieux
1970-71	Ren Seelock	1987-88	Mario Lemieux
1971-72	Jean Pronovost	1988-89	Mario Lemieux
1972-73	Dave Burrows	1989-90	Mario Lemieux
1973-74	Syl Apps, Dave Burrows, Jean Pronovost, Lowell MacDonald	1990-91	Mark Recchi
1974-75	Ken Schock & Ren Seelock	1991-92	Mario Lemieux
1975-76	Patric Larochelle	1992-93	Mario Lemieux
1976-77	Dunc Wilson	1993-94	Ron Fariasi
1977-78	Pete Marchetti	1994-95	Jaromir Jagr
1978-79	Ren Seelock & Gretz Kenedrichuk	1995-96	Mario Lemieux
1979-80	George Ferguson		
1980-81	Randy Carlyle		
1981-82	Michel Dum		
1982-83	Dmitri Shalikin		
1983-84	Mike Burt		

Jane Henke of Foodland, representing independent retailers, presents Mario Lemieux with 1995-96 Most Valuable Player Award.



THE EDWARD J. DeBARTOLO AWARD

The Edward J. DeBartolo Award recognizes the player who has donated a tremendous amount of time during the season working on community and charity projects.

1991-92	Troy Loney & Phil Bourque
1992-93	Jim Paek & Shawn McCachem
1993-94	Ken Whittjet & Tom Barragan
1994-95	Ron Fariasi & Bryan Trottier
1995-96	Dave Hoché



Coordinator Regina McKeown of the D.A.E. program presents the 1995-96 Edward J. DeBartolo Award to Dave Hoché.

1996 BOB JOHNSON SCHOLARSHIP WINNERS

The Johnson Scholarship was started in 1992 and is presented annually to a Western Pennsylvania high school senior for academic excellence, community involvement and providing leadership, sportsmanship and a positive attitude as a member of the school's hockey program. Students must attain a minimum grade point average of 3.20 to qualify for the scholarship.

Brett Huston, a senior at Bishop McCort High School was selected as the 1996 Bob Johnson Scholarship winner. The scholarship, sponsored by the Pittsburgh Penguins and the Penguins Booster Club, is for \$2,500.

Huston helped lead Bishop McCort to two consecutive Single "A" State Championships. He was named MVP for both games. Huston recorded 126 goals and 112 assists for 238 points during his four years of varsity hockey. He has been named a Western Pennsylvania Interscholastic Hockey All-Star four times.

Along with hockey accomplishments, Huston has played four years of varsity baseball with Bishop McCort. He has participated in volunteer programs with his local church and elementary schools. Huston was an assistant at the Indiana Keystone Hockey Camp and was an instructor at the Learn-to-Skate program, which helps teach mentally challenged children to skate.

Huston has earned a 3.35 grade point average and is a member of the Key Club, chorus, SADD and the school newspaper.

PREVIOUS JOHNSON SCHOLARSHIP WINNERS

1992	Jon Yackmack (Armstrong Central High School)
1993	Charlie Blasko (Greensburg Salem High School)
1994	Ryan Smart (Meadville High School)
1995	John Cullen (Kiski Area High School) & Doug Swingle (Franklin Regional High School)

HISTORY OF THE PENGUINS' UNIFORM



When the Pittsburgh Penguins made their NHL debut at the Civic Arena on October 11, 1967, the team wore the colors of dark blue, light blue, and white. Both the home (white) and away (light blue) uniforms simply had "Pittsburgh" written diagonally down the front of the sweater with three dark blue stripes around the sleeves and bottom. The logo, although not on the sweater, had a hockey-playing penguin in a scarf over an inverted triangle, symbolizing the golden triangle of downtown Pittsburgh. The penguin and triangle were set inside a circle bearing the team name



In the following season, 1968-69, the uniforms were changed so that the logo appeared on the game sweaters. The logo remained essentially the same, although the penguin was no longer wearing a scarf. The white home sweater had a wide band of dark blue around each sleeve and the bottom while the light blue away sweater had bands of white trimmed in dark blue.



The uniforms were changed again four years later, in the 1972-73 season. The circle around the logo was removed, leaving only the penguin and triangle. Added to the uniforms were inserts of color on the shoulders.

On January 30, 1980, the Penguins wore the colors of black and gold for the first time. With the Steelers capturing their fourth Super Bowl title and the Pirates winning the World Series in the same year, the struggling Penguins hoped to gain some fan support by aligning their colors with the other teams in the "City of Champions."

Boston protested the color change to the NHL, arguing that black and gold had always been exclusively associated with the Bruins. However, the Penguins prevailed by virtue of a precedent set by the old Pittsburgh Hockey Club of the late 1920s, which wore black and gold. The Pens' new uniforms were the same design as the previous ones, with black replacing dark blue and gold replacing light blue. From the 1981-82 season through the 1984-85 season, the team alternated wearing gold sweaters with the white at home.



The black and gold uniforms remained unchanged until 1992-93. One year after buying the franchise, Howard Baldwin's group decided to modernize the penguin and triangle logo, gearing it more for the 90's. The white home sweaters feature the new logo on the front and gold shoulder inserts. The black away sweaters have the city's name diagonally down the front, much like the original uniforms, and the new logo on each shoulder.

During the 1995-96 season, the Penguins were one of five NHL team to introduce a third jersey. The Penguins third jersey, which made its debut on Jan. 27 vs the Philadelphia Flyers, features a black background with the new modernized logo design including innovative striping and a blend of team colors.



Les Binkley represents the early days.



Bryan Trottier and the Penguins won two Stanley Cups in this uniform.



Ron Francis shows off the current home uniform.



Jaromir Jagr and the Penguins went to a special "third" uniform last season.

ON THIS DATE IN PENGUINS HISTORY

June 5, 1967 - Pittsburgh Penguins franchise joins the National Hockey League
October 11, 1967 - Penguins first NHL game was played at the Civic Arena vs Montreal
Penguins lose to Montreal, 2-1, with 9:307 fans on hand. Andy Bathgate scores the
Penguins first goal
October 13, 1967 - Penguins record first victory as they defeat St. Louis, 3-1, on the road
February 3, 1968 - Penguins first sellout at Civic Arena vs Toronto (12,503)
March 22, 1968 - Donald Parsons heads a Michigan group which purchases 80% of the
Penguins franchise.
April 1, 1970 - Penguins defeat Philadelphia, 4-1, to clinch second place in the Western
Division, putting them in the playoffs for the first time
April 8, 1970 - Penguins defeat Oakland, 2-1, in club's first playoff game
May 21, 1970 - Jack Riley, club's general manager for first three years, is promoted to
president and coach Red Kelly is promoted to general manager/coach.
April 13, 1971 - Michel Briere dies from injuries suffered in an auto accident on May 15,
1970
April 21, 1971 - Thayer Porter heads a Pittsburgh group which buys team
January 29, 1972 - Red Kelly steps down as general manager but remains coach and Jack
Riley resigns general manager duties.
January 30, 1973 - Greg Polis wins MVP honors at NHL All-Star Game in New York after
scoring two goals.
January 13, 1974 - Jack Burton named general manager of Penguins
January 22, 1975 - Syd Apps named MVP in NHL All-Star Game in Montreal after scoring
two goals.
February 22, 1975 - Penguins defeat St. Louis, 3-2, to establish a 20 game home unbeaten
streak which is still a club record
June 13, 1975 - Pittsburgh Penguins declare bankruptcy.
July 11, 1975 - Albert Savell, Otto Frenzel and Wren Blair buy Penguins.
July 29, 1975 - Marc Boileau rehired as coach.
March 24, 1976 - Jean Pronovost becomes the first Penguin to score 50 goals in a season
and Pierre Larocque becomes first Penguin to record 100 points in one season vs Boston.
December 3, 1976 - Aldege "Baz" Bastien named club's general manager
April 5, 1978 - Edward J. DeBartolo takes control of the club, having purchased one-third of
the franchise the year before
January 3, 1980 - Penguins defeat NYI, 4-3, to gain first place in the Norris Division for the
first time in club history.
January 30, 1980 - Black & gold uniform worn for first time vs St. Louis.
December 13, 1980 - Paul Gardner becomes first Penguins player to score four goals in one
game in a 6-5 loss to Philadelphia.
June 3, 1981 - Randy Carlyle named to NHL First All-Star Team.
June 4, 1981 - Randy Carlyle wins the Norris Trophy as the league's best defenseman and
Rick Kehoe wins the Lady Byng Trophy as the player who combines sportsmanship with a
high standard of play.
July 1, 1981 - Edward J. DeBartolo takes over the Civic Arena.
February 21, 1982 - Penguins defeat the NYI, 4-3, to break their then NHL Record 15-game
winning streak.
March 15, 1983 - General Manager Baz Bastien dies as a result of an auto accident
May 27, 1983 - Ed Johnston is promoted to general manager.
June 9, 1984 - Penguins draft Mario Lemieux, Doug Bodger & Roger Belanger in first round
of Entry Draft, marking the only time in club history that Pittsburgh selected more than one
player in the first round. It is also the only time that the Penguins have chosen first overall.
June 18, 1984 - Mario Lemieux signs a contract with the Penguins
February 12, 1985 - Mario Lemieux is named MVP in NHL All-Star Game in Calgary after
scoring two goals and one assist.
April 7, 1985 - Mario Lemieux scores his 100th point to become third rookie in NHL history
to score 100 or more points in a season.
June 12, 1985 - Mario Lemieux wins the Calder Memorial Trophy as the NHL's top rookie
May 26, 1986 - Mario Lemieux wins the Lester B. Pearson Award presented by Players'
Association to the Outstanding Player in the NHL.
October 22, 1986 - Penguins defeat Buffalo, 5-4, in OT to extend their club record beginning
of the season winning streak to seven games.
January 30, 1987 - Civic Arena hosts its first AHL Game since 1986 as Baltimore defeats
Sherrbrooke, 4-3
May 11, 1987 - Penguins and Baltimore Scorpions agree to terminate their working
agreement.
May 26, 1987 - Penguins and Muskegon Lumberjacks of IHL sign a working agreement.
February 9, 1988 - Mario Lemieux is named MVP in NHL All-Star Game in St. Louis after
scoring three goals, including the game winner in OT, and three assists
April 14, 1988 - Tony Esposito is hired by Penguins and assumes duties of vice-president &
general manager

ON THIS DATE IN PENGUINS HISTORY

- June 8, 1988** - Mario Lemieux wins the Art Ross Trophy as the NHL's leading scorer and Hart Memorial Trophy as the league's MVP, becoming the first Penguin to win either award.
- June 15, 1988** - Mario Lemieux wins the Lester B. Pearson Award for the second time in his career.
- December 31, 1988** - Mario Lemieux becomes the first player in NHL history to score a goal at even strength, on the power play, short-handed, on a penalty shot and into an empty net in one game.
- April 25, 1989** - Mario Lemieux ties two NHL Playoff Records with five goals and eight points in one playoff game vs Philadelphia in the Penguins' 10-7 win.
- June 7, 1989** - Mario Lemieux wins his second consecutive Art Ross Trophy as the league's top scorer with 199 points.
- December 5, 1989** - Craig Patrick is named general manager/head coach, replacing Tony Esposito and Gene Ubriaco.
- January 21, 1990** - Pittsburgh's Civic Arena plays host to the NHL All-Star Game for the first time and Penguins center Mario Lemieux wins the MVP award. Lemieux scores four goals on his way to his third All-Star MVP award.
- February 14, 1990** - Mario Lemieux's 46-game point-scoring streak is halted at the NY Rangers as he leaves the game midway in the second period with a back injury. Lemieux would miss the next 21 games before returning for the final game of the year.
- June 12, 1990** - Bob Johnson is hired as the head coach and Scott Bowman is named as director of development and recruitment.
- December 22, 1990** - Paul Coffey records his 1,000th career NHL point at the New York Islanders.
- March 26, 1991** - Penguins win their first division title, capturing the Patrick Division Title with a 7-4 win at Detroit.
- April 25, 1991** - With a 4-1 win vs Washington, the Penguins win their first Patrick Division Playoff Championship.
- May 11, 1991** - The Penguins earn the right to play in their first Stanley Cup Championship series, beating the Boston Bruins to capture their first ever Wales Conference Championship.
- May 25, 1991** - With an 8-0 victory over the Minnesota North Stars, the Penguins become Stanley Cup Champions for the first time in their 24-year history.
- June 24, 1991** - The Penguins visit the White House and meet President George Bush, the first NHL team invited to the White House.
- August 29, 1991** - Penguins Head Coach Bob Johnson is diagnosed with brain tumors, and has emergency surgery that night.
- October 1, 1991** - Scott Bowman is named interim head coach.
- October 19, 1991** - Stanley Cup Championship Banners are raised at the Civic Arena in a one-game ceremony.
- October 26, 1991** - In a game against the New York Islanders, Paul Coffey records his 1,033rd career point to become the NHL's all-time leading scorer among defencemen, passing Denis Potvin.
- November 19, 1991** - The National Hockey League confirms Howard Baldwin, Morris Reitzberg and Thomas Ruta as new Penguins ownership.
- November 26, 1991** - Bob Johnson passes away at his home in Colorado Springs, CO at the age of 60.
- January 18, 1992** - Pittsburgh has a record five players in the NHL All-Star Game at Philadelphia. Mario Lemieux, Kevin Stevens, Jaromir Jagr, and Paul Coffey are named to the starting Wales Conference lineup while Bryan Trottier is added to the team in the veterans category.
- January 30, 1992** - Craig Patrick is signed to a five-year contract as the general manager and executive vice president.
- March 24, 1992** - Mario Lemieux records his 1,000th career NHL point at Detroit, in his 513th game, becoming the second fastest player to record 1,000 points in NHL history.
- April 1, 1992** - NHL players go on strike.
- April 10, 1992** - NHL players' strike ends.
- April 12, 1992** - NHL games resume after the conclusion of the players' strike.
- May 13, 1992** - Penguins defeat the NY Rangers in six games to capture the Patrick Division Playoff Title.
- May 23, 1992** - Penguins defeat the Boston Bruins in four games to win the Wales Conference Championship for the second consecutive season.
- June 1, 1992** - Penguins defeat the Chicago Blackhawks in four games to win back-to-back Stanley Cup Championships.
- June 12, 1992** - Penguins unveil new team logo at a press conference.
- June 23, 1992** - Bob Johnson, Rick Kehoe and Jean Pronovost are named charter members of the Penguins Hall of Fame.
- October 5, 1992** - Mario Lemieux signs a multi-year contract.
- October 8, 1992** - Stanley Cup Banners are raised in a pre-game ceremony at the Civic Arena.

ON THIS DATE IN PENGUINS HISTORY

October 22, 1992 - Formal inductions of the Charter members of the Penguins Hall of Fame are held in a pre-game ceremony.

January 12, 1993 - The Penguins announce that Mario Lemieux has been diagnosed with Hodgkin's disease.

March 2, 1993 - Mario Lemieux returns to the Penguins lineup in Philadelphia after missing the previous 28 games.

March 28, 1993 - The Penguins win their second Patrick Division Title with a 4-1 victory at Washington.

April 3, 1993 - Penguins win their first ever Presidents' Trophy as the NHL's best team with a 5-1 win at Quebec.

April 9, 1993 - Penguins set NHL record for the longest winning streak in NHL history, with their 16th consecutive win, a 10-4 victory at the NY Rangers. The Penguins extend the record to 17 games with a 4-2 win vs. the Rangers on April 10.

June 15, 1993 - Jack Kelley named Penguins president.

June 17, 1993 - Mario Lemieux wins the Hart Memorial Trophy, the Art Ross Trophy, the Lester B. Pearson Award.

June 17, 1993 - Mario Lemieux is named to the NHL First All-Star Team, while Tom Barraso, Larry Murphy and Kevin Stevens are named to the NHL's Second All-Star Team.

June 28, 1993 - The Penguins and the Russian Central Army Team announce working agreement.

October 28, 1993 - Ron Francis records his 1,000th career NHL point against Quebec.

March 30, 1994 - Syl Apps is named to the Penguins Hall of Fame.

April 11, 1994 - The Penguins win their first Northeast Division Title, with a 4-0 win at Ottawa.

May 4, 1994 - The Penguins announce plans to build a practice and training facility located in the Southpointe development project in Washington County.

June 29, 1994 - Penguins announce an advisory board to consist of former Connecticut Governor Lowell P. Wacker, Jr., actor Michael Keaton, KBL General Manager Bill Craig, Pittsburgh attorney Paul Marzha and businessmen Mike Farrell, Tony Lherati, Bernard S. Moss and Bruce Robbins.

August 29, 1994 - Mario Lemieux announces that he will take a one year medical leave of absence.

September 30, 1994 - The NHL announces the postponement of the opening of the 1994-95 season.

January 11, 1995 - The NHL and the NHL Players' Association reach an agreement on a Collective Bargaining Agreement.

January 20, 1995 - The 1994-95 season begins.

February 4, 1995 - The Penguins defeat Tampa Bay, 6-1 to tie a club record, with their seventh consecutive victory from the start of the season.

February 7, 1995 - Joe Mullen records his 1,000th career point against the Florida Panthers, to become the last American-born player to record 1,000 or more points.

February 16, 1995 - The Penguins defeat Hartford, 5-2, to extend their club record start of the season unbeaten streak to 13 games (12-0-1).

April 5, 1995 - Syl Apps formally inducted into the Penguins Hall of Fame.

May 3, 1995 - Jaromir Jagr records one assist against Florida to win the 1994-95 NHL scoring title.

May 3, 1995 - Ron Francis wins the NHL's plus-minus award with a plus 30 rating.

May 20, 1995 - ICEPLEX AT SOUTHPOINTE opens to the public.

July 6, 1995 - Jaromir Jagr named to the NHL First All-Star Team and Larry Murphy selected to the NHL Second All-Star Team.

July 6, 1995 - Ron Francis wins the Frank Selke Trophy and the Lady Byng Trophy.

July 26, 1995 - Steven Ryan named President and Chief Operating Officer of Pittsburgh Sports Associates.

Oct. 5, 1995 - The Penguins and USAir sign three year joint marketing agreement.

Oct. 26, 1995 - Mario Lemieux scores his 500th career goal at the NY Islanders at 17:12 of the third period against Tommy Soderstrom.

April 26, 1996 - Dave Burrows and Edward J. DeBartolo are named to the Penguins Hall of Fame.

June 19, 1995 - Mario Lemieux wins his third Hart Trophy as the NHL's most valuable player and also is awarded the Lester B. Pearson Trophy.

June 27, 1996 - Craig Patrick signs a new five-year contract as the team's executive vice president and general manager.

June 27, 1986 - Elaine Heufelder is named to the Penguins Hall of Fame.

PENGUINS PERSONNEL

PITTSBURGH PENGUINS GENERAL MANAGERS

		GP	W	L	T	PTS	PCT.	
1.	Jack Riley	June 6, 1967 to May 1970	226	73	117	36	182	.403
2.	Red Kelly	May 1970 to January 29, 1972	126	33	64	20	95	.377
3.	Jack Riley	January 29, 1972 to January 13, 1974	149	57	73	19	133	.446
4.	Jack Bulton	January 13, 1974 to July 1976	117	54	41	19	127	.543
5.	Wren Blair	July 1976 to December 3, 1976	105	44	44	17	136	.500
6.	Baz Bastien	December 3, 1976 to March 15, 1983	527	193	248	66	472	.448
7.	Ed Johnston	May 27, 1983 to April 14, 1988	406	140	220	40	320	.400
8.	Tony Esposito	April 14, 1988 to December 5, 1989	106	50	47	9	109	.514
9.	Craig Patrick	December 5, 1989 to present	512	280	194	48	608	.594

PITTSBURGH PENGUINS HEAD COACHES

		GP	W	L	T	PTS	PCT.	
1.	Red Sullivan	June 6, 1967 to March 31, 1969	150	47	79	24	118	.393
2.	Red Kelly	July 2, 1969 to January 13, 1973	274	90	132	52	232	.423
3.	Ken Schinkel	January 13, 1973 to February 6, 1974	86	29	49	8	66	.384
4.	Marc Boileau	February 6, 1974 to January 17, 1976	151	66	61	24	156	.517
5.	Ken Schinkel	January 17, 1976 to May 19, 1977	117	54	43	20	128	.547
6.	Johnny Wilson	June 13, 1977 to May 8, 1980	240	91	105	44	226	.471
7.	Ed Johnston	July 15, 1980 to July 20, 1983	240	79	126	36	193	.402
8.	Lou Angolli	July 20, 1983 to June 4, 1984	60	16	38	6	38	.238
9.	Bob Berry	June 4, 1984 to April 13, 1987	246	88	127	25	201	.419
10.	Pierre Creamer	June 4, 1987 to June 14, 1988	80	36	35	9	81	.506
11.	Gene Ubriaco	June 26, 1988 to December 5, 1989	108	50	47	9	109	.514
12.	Craig Patrick	December 5, 1989 to June 12, 1990	54	27	26	6	50	.452
13.	Bob Johnston	June 12, 1990 to November 26, 1991	80	41	33	6	88	.530
14.	Scott Bowman	October 1, 1991 to May 26, 1993	164	85	53	16	206	.628
15.	Ed Johnston	June 22, 1993 to present	214	122	72	20	264	.617

PITTSBURGH PENGUINS TEAM CAPTAINS

1967-68	Ab McDonald	1978-79	Orest Kindrachuk	1988-89	Mario Lemieux
1968-69	No Captain	1979-80	Orest Kindrachuk	1989-90	Mario Lemieux
1969-70	No Captain	1980-81	Orest Kindrachuk	1990-91	Randy Hillier
1970-71	No Captain	1981-82	Randy Carlyle		John Cullen
1971-72	No Captain	1982-83	Randy Carlyle		Paul Coffey
1972-73	No Captain	1983-84	Randy Carlyle		Mario Lemieux
1973-74	Ron Schock	1984-85	Mike Bullard	1991-92	Mario Lemieux
1974-75	Ron Schock	1985-86	Mike Bullard	1992-93	Mario Lemieux
1975-76	Ron Schock	1986-87	Mike Bullard	1993-94	Mario Lemieux
1976-77	Ron Schock		Terry Ruskowski	1994-95	Ron Francis
1977-78	Jean Pronovost	1987-88	Dan Frawley	1995-96	Mario Lemieux
			Mario Lemieux		

PRESIDENTS: Jack E. McGregor (1967-70), Jack Riley (1970-72), Wren Blair (1975-77), Vince Barlome (1977-81), Edward J. DeBartolo, Sr. (1981-88), Marie DeBartolo York (1988-91), Howard Baldwin (1991-93), Jack Kelley (1993-present)

SCOUTS: Edgar Branchley (1967-70 & 1971-73), Rudy Migay (1967-68 & 1971-75), Ken Carson (1967-68), George "Red" Sullivan (1969-70), Dave Lucas (1969-75), Clare Rothornel (1969-75 & 1977-84), Ron Marow (1971-72), Dick Coss (1971-72), Gerry Brown (1971-74), Jack Riley (1974-75), Ken Schinkel (1974-75), Gerald Blair (1976-77), Billy Taylor (1979-86), Albert Mondanici (1981-88), Lou Angolli (1984-86), Bruce Haralson (1984-88), John Gil (1985-1995), Paul Goulet (1986-88), Doug Wood (1986-88), Fred Gore (1987-89), Greg Malone (1988-present), Les Binkley (1989-present), Chad Hodge (1989-present), Doug McCauley (1989-91), Ralph Cox (1989-present), Gilles Meloche (1990-present), Pierre McGuire (1990-91), Mark Kelley (1993-present), Phil Russell (1993-present), Glenn Patrick (1994-present).

COACHES & RECORDS

YEAR	COACH	GP	W	L	T	PTS	GF	GA	PCT.
1967-68	Red Sullivan	74	27	34	13	67	195	216	.453
	(Home)	37	15	13	7	40	115	101	.541
	(Road)	37	12	21	6	27	80	115	.364
	First in Western Division - 10th of 12 teams - Did not make playoffs								
1968-69	Red Sullivan	76	20	45	11	51	189	252	.336
	(Home)	38	12	23	6	30	99	113	.491
	(Road)	38	8	22	5	21	90	139	.274
	Fifth in Western Division - 11th of 12 teams - Did not make playoffs								
1969-70	Red Kelly	76	26	38	12	64	182	238	.421
	(Home)	39	17	19	3	42	115	128	.563
	(Road)	37	9	19	4	22	77	110	.289
	Second in Western Division - 7th of 12 teams - Eliminated Oakland, 4-0 in Quarterfinals. Lost to St. Louis, 4-2 in Semifinals.								
1970-71	Red Kelly	78	21	37	20	62	224	240	.397
	(Home)	39	18	17	0	45	125	82	.576
	(Road)	39	3	20	11	17	99	158	.218
	Sixth in Western Division - 11th of 14 teams - Did not make playoffs								
1971-72	Red Kelly	78	26	38	14	66	220	258	.423
	(Home)	38	18	15	6	42	132	125	.538
	(Road)	40	8	23	8	24	88	133	.308
	Fourth in Western Division - 9th of 14 teams - Lost to Chicago, 4-0 in Quarterfinals								
1972-73	TOTAL	76	32	37	9	73	257	265	.466
	Red Kelly	42	17	19	6	40	144	137	.476
	Ken Schinkel	36	15	16	5	33	113	129	.458
	(Home)	39	24	11	4	52	182	114	.817
(Road)	49	8	26	5	21	127	114	.389	
Ken Schinkel replaced Red Kelly on January 13, 1973									
Fifth in Western Division - 11th of 16 teams - Did not make playoffs									
1973-74	TOTAL	78	28	41	9	65	242	273	.417
	Ken Schinkel	40	14	31	5	33	138	185	.330
	Marc Boileau	28	14	10	4	32	104	88	.571
	(Home)	36	15	18	5	36	124	116	.468
(Road)	38	13	23	3	29	78	157	.371	
Marc Boileau replaced Ken Schinkel on February 6, 1974									
1974-75	Marc Boileau	80	37	28	15	89	326	289	.558
	(Home)	40	20	5	10	46	192	113	.752
	(Road)	40	12	23	5	29	134	176	.363
	Third in Norris Division - 14th of 18 teams - Eliminated St. Louis, 2-0, in Preliminary Round. Lost to NY Islanders, 4-3, in Quarterfinals								
1975-76	TOTAL	80	35	33	12	82	339	303	.513
	Marc Boileau	41	15	21	5	36	161	181	.407
	Ken Schinkel	37	20	10	7	47	178	122	.635
	(Home)	40	23	11	6	52	198	137	.670
(Road)	40	12	22	6	30	143	166	.375	
Ken Schinkel replaced Marc Boileau on January 7, 1976 - Third in Norris Division - 8th of 18 teams - Lost to Toronto, 2-1, in Preliminary Round									
1976-77	Ken Schinkel	80	34	33	13	81	240	252	.506
	(Home)	40	22	12	6	50	138	119	.675
	(Road)	40	17	21	7	31	101	133	.386
	Third in Norris Division - 7th of 18 teams - Lost to Toronto, 2-1, in Preliminary Round								
1977-78	Johnny Wilson	80	25	37	18	68	254	321	.425
	(Home)	40	16	15	9	41	143	147	.513
	(Road)	40	9	22	9	27	111	174	.336
	Fourth in Norris Division - 12th of 18 teams - Did not make playoffs								
1978-79	Johnny Wilson	80	36	31	13	85	281	279	.531
	(Home)	40	20	12	8	51	152	130	.638
	(Road)	40	16	19	5	34	129	149	.475
	Second in Norris Division - 8th of 18 teams - Eliminated Buffalo, 3-1, in Preliminary Round. Lost to Boston, 4-0, in Quarterfinals								
1979-80	Johnny Wilson	80	30	37	13	73	251	303	.456
	(Home)	40	20	13	7	47	130	134	.588
	(Road)	40	10	24	6	26	120	169	.373
	Third in Norris Division - 12th of 21 teams - Lost to Boston, 3-2, in Preliminary Round								
1980-81	Ed Johnston	80	30	37	13	73	302	345	.456
	(Home)	40	21	9	3	45	160	134	.583
	(Road)	40	9	28	10	28	142	211	.356
	Third in Norris Division - 15th of 21 teams - Lost to St. Louis, 3-2, in Preliminary Round								
1981-82	Ed Johnston	80	31	36	13	75	310	337	.469
	(Home)	40	21	11	8	52	167	143	.625
	(Road)	40	10	25	5	23	143	194	.313
	Fourth in Patrick Division - 12th of 21 teams - Lost to NY Islanders, 3-2, in Preliminary Round								
1982-83	Ed Johnston	80	18	53	9	45	257	394	.281
	(Home)	40	14	22	4	32	134	170	.450
	(Road)	40	4	31	5	13	123	224	.193
	Sixth in Patrick Division - 21st of 21 teams - Did not make playoffs								
1983-84	Lou Angotti	80	16	58	6	38	254	390	.238
	(Home)	40	7	29	4	18	132	182	.275
	(Road)	40	9	29	2	20	122	208	.250
	Sixth in Patrick Division - 21st of 21 teams - Did not make playoffs								

PENGUINS COACHES & RECORDS

1984-85	Bob Berry	80	24	51	5	53	276	385	331
	(Home)	49	17	29	3	37	155	211	183
	(Road)	31	7	21	2	16	126	174	148
Sixth in Patrick Division - 20th of 21 teams - Did not make playoffs									
1985-86	Bob Berry	80	34	39	8	76	311	305	475
	(Home)	49	20	19	5	45	155	133	243
	(Road)	31	14	20	3	31	156	172	232
Fifth in Patrick Division - 15th of 21 teams - Did not make playoffs									
1986-87	Bob Berry	80	30	38	12	72	297	290	450
	(Home)	42	19	15	6	44	161	145	226
	(Road)	38	11	23	6	28	136	145	224
Fifth in Patrick Division - 14th of 21 teams - Did not make playoffs									
1987-88	Pierre Crozier	80	36	35	9	81	319	316	506
	(Home)	42	22	12	6	50	171	140	225
	(Road)	38	14	23	3	31	148	176	281
Sixth in Patrick Division - 18th of 21 teams - Did not make playoffs									
1988-89	Gene Ubriaco	80	40	33	7	87	347	349	544
	(Home)	42	24	13	3	51	155	159	238
	(Road)	38	16	20	4	36	192	190	306
Second in Patrick Division - 6th of 21 teams - Eliminated NY Rangers, 4-0, in Division Sem-Finals; Lost to Philadelphia, 4-3, in Division Finals									
1989-90	TOTAL	80	32	40	8	72	318	359	450
	Gene Ubriaco	26	10	14	2	27	101	112	123
	Craig Patrick	54	22	26	6	45	217	249	327
	(Home)	40	22	18	5	47	170	166	236
	(Road)	14	0	8	1	2	47	83	91
Craig Patrick replaced Gene Ubriaco on December 4, 1989. Fifth in Patrick Division - 17th of 21 teams - Did not make playoffs									
1990-91	Bob Johnson	80	41	33	6	88	342	305	550
	(Home)	40	26	12	3	53	184	132	263
	(Road)	40	15	21	3	35	158	173	287
First in Patrick Division - 7th of 21 teams - Eliminated New Jersey, 4-1, in Division Sem-Finals; Eliminated Washington in Division Finals, 4-1. Eliminated Boston in Walter Conference Final, 4-2. Eliminated Minnesota in Stanley Cup Final, 4-2, to win Stanley Cup.									
1991-92	Scott Bowman	80	39	32	9	87	343	308	544
	(Home)	40	21	19	0	48	197	154	260
	(Road)	40	18	13	9	39	146	154	284
Third in Patrick Division - 9th of 22 teams - Eliminated Washington, 4-3, in Division Sem-Finals; Eliminated NY Rangers in Division Finals, 4-2; Eliminated Boston in Walter Conference Final, 4-3. Eliminated Chicago in Stanley Cup Final, 4-0, to win Stanley Cup.									
1992-93	Scott Bowman	84	56	21	7	119	367	258	708
	(Home)	41	31	6	4	66	198	128	305
	(Road)	43	25	15	3	53	169	130	403
	(Neutral Site)	2	2	0	0	4	10	0	100
First in the Patrick Division - 1st of 26 teams - Eliminated New Jersey, 4-1, in Division Sem-Finals; Lost to NY Islanders, 4-3 in Division Finals									
1993-94	Ed Johnston	84	44	27	13	101	299	285	601
	(Home)	41	24	9	8	56	153	138	283
	(Road)	43	20	18	5	45	146	147	318
	(Neutral Site)	2	2	0	0	4	12	0	100
First in Northeast Division - 2nd of 26 teams - Lost to Washington, 4-3, Conference Quarterfinals									
1994-95	Ed Johnston	48	29	15	3	61	181	158	635
	(Home)	24	15	5	1	37	103	71	277
	(Road)	24	14	10	2	24	78	87	358
Second in Northeast Division - 3rd of 26 teams - Eliminated Washington, 4-3, Conference Quarterfinals; Lost to New Jersey, 4-1, Conference Semifinals									
1995-96	Ed Johnston	82	49	29	4	102	352	284	622
	(Home)	41	32	9	0	64	215	136	280
	(Road)	41	17	20	4	38	137	148	342
First in Northeast Division - 4th of 26 teams - Eliminated Washington, 4-2, Conference Quarterfinals; Eliminated NY Rangers, 4-1, Conference Semifinals; Lost to Florida, 4-3, Conference Finals									

PENGUINS CAREER TOTALS

	GP	W	L	T	PTS	GF	GA	PCT
TOTAL	2276	926	1046	304	2156	8034	8567	.474
(Home)	1128	488	509	153	1531	5307	5611	.506
(Road)	1148	438	536	151	625	2727	2956	.361
(Neutral Site)	0	0	0	0	0	0	0	.000

CAREER COACHING RECORDS

GAMES COACHED	VICTORIES		WINNING PERCENTAGE
	W	L	
Ed Johnston	107	107	.500
Scott Bowman	53	53	.500
Gene Ubriaco	97	97	.500
Craig Patrick	50	50	.500
Bob Berry	66	66	.500
Pierre Crozier	60	60	.500

PENGUINS ALL-TIME ROSTER

League All-Time 1967-68 to 1999-00 (1999-00) (1999-00)

Player	Years	Pos./No.	REGULAR SEASON					PLAYOFFS				
			GP	G	A	TP	PIM	GP	G	A	TP	PIM
Ahola, Peter	92-93	D-6	22	0	1	1	14	-	-	-	-	-
Acquired in trade from Chicago Blackhawks for Jeff O'Connell, Mike Gartner, Sam Reinhart, and Steve Staios, December 1992												
Aitken, Brad	87-88/90-91	LW-17/35	11	1	2	3	25	-	-	-	-	-
Selected in first round of NHL Entry Draft (St. Louis Blues) from University of Michigan, December 1986												
Allen, Peter	95-96	D-38	8	0	0	0	8	-	-	-	-	-
Selected in first round of NHL Entry Draft (Atlanta Thrashers), June 1995												
Anderson, Russ	76-82	D-7	353	15	77	92	684	10	0	3	3	28
Selected in second round of NHL Entry Draft (Los Angeles Kings) from University of Michigan, June 1975. Traded with Frank Brimley to Philadelphia Flyers for Eric Lindros, Steve Staios, and Peter Stastny, June 1982												
Andrea, Paul	67-69	RW-22	91	18	27	45	4	-	-	-	-	-
Acquired from Detroit Red Wings for George Kavanagh from New York Rangers for Jeff O'Connell, June 1967. Traded to Oakland Athletics for Theodor Danneberg, June 1971												
Andrusak, Greg	93-96	D-40/63/7	12	0	4	4	8	-	-	-	-	-
Selected in third round of NHL Entry Draft (Los Angeles Kings), June 1993												
Angilli, Lou	65-69	C-7	71	17	20	37	36	-	-	-	-	-
Acquired from Philadelphia Flyers in trade with the New York Rangers for Bill Hunter, June 1974. Traded to Pittsburgh Pirates for Melvin Bell and Steve Lutz, June 1968. Traded with a first round draft pick to St. Louis Blues for Steve Staios, June 1997. NHL American Draft to St. Louis for High School and College Career, June 1969												
Apps, Syl	70-78	C-26	495	151	349	500	241	18	4	4	8	4
Acquired from Springfield Kings from New York Rangers for Bill Hunter, June 1974. Traded with Bruce Davidson to Philadelphia Flyers in 1978 NHL All-Star Game. Acquired from Colorado Rockies for Gene Carr, Dave Schreyer, and a fourth round draft pick in 1978 NHL All-Star Game. Draft November 1977												
Arbour, John	85-89	D-3	17	0	2	2	35	-	-	-	-	-
Purchased from Detroit Red Wings for Boston Bruins, May 1986. Traded to Vancouver Canucks, June 1979												
Arneson, Chuck	73-76	RW-9	148	47	12	89	32	9	2	4	6	4
Acquired from Bob Probert from Atlanta Braves, January 1974. Traded with Bruce Davidson to Philadelphia Flyers in 1978 NHL All-Star Game. Draft to Kansas City Scouts for Simon Nuldar, 1-3-78 and all rights to him, June 1976. NHL American Draft, January 1975												
Auray, Don	76-77	D-24	79	1	12	13	40	3	0	1	1	0
Acquired from Montreal Canadiens for a third round draft pick in 1976. NHL American Draft to Philadelphia Flyers for a fourth round pick August 1976. Reacquired rights to him from Washington Capitals for Bob Fennell, October 1977												
Babech, Wayne	84-86	RW-10/25	67	20	34	54	76	-	-	-	-	-
Traded to NHL Washington Capitals for Eric Lindros, October 1984. Traded to Quebec Nordiques for future considerations, October 1985												
Barraso, Tom	88-96	G-31/35	331	0	26	26	211	83	0	7	7	32
Acquired from Philadelphia Flyers in 1996 NHL Entry Draft from Ontario Sabres for Doug Berger and Dave Eruzione, November 1988												
Barris, Doug	68-69	D-23	8	1	1	2	8	-	-	-	-	-
Purchased from Detroit Red Wings, October 1968. Selected in first round of NHL Entry Draft by Buffalo Sabres, June 1970												
Barris, Lew	94-96	C-9	53	3	11	14	84	4	1	0	1	8
Selected in first round of NHL Entry Draft, August 1994												
Bassen, Hank	67-68	G-1	25	0	0	0	8	-	-	-	-	-
Acquired from Detroit Red Wings for New York Rangers, September 1967. Released, August 1968												
Bathgate, Andy	67-68/70-71	RW-9	150	35	66	103	89	-	-	-	-	-
Drafted from Detroit Red Wings to NHL Expansion Draft in 1967. Traded to New York Rangers for Gerry Cheevers, 1971. September 1968												
Baxter, Paul	80-83	D-4	202	25	69	94	851	10	0	1	1	42
Signed as a free agent after release by Quebec Nordiques, August 1983. Signed as a free agent by Calgary Flames, September 1983												
Belanger, Roger	84-85	C-24	44	3	5	8	32	-	-	-	-	-
Selected in first round of NHL Entry Draft (Kingston, ON), June 1984. Released as a free agent, June 1988												
Belland, Neil	86-87	D-22	3	0	1	1	0	-	-	-	-	-
Signed as a free agent, September 1986. Released as a free agent, July 1987												
Benneth, Harvey	74-75/76-77	C-28	32	3	3	6	53	-	-	-	-	-
Signed as a free agent in 1974. Traded to Washington Capitals for Steve Sedman, November 1978												
Berdowski, Duane	94-96	D-44/55	5	0	0	0	13	1	0	0	0	0
Acquired from Detroit Maple Leafs for Gaetano Scavone, April 1995												
Bergsten, Yves	74-75	RW-20/27	3	0	0	0	0	-	-	-	-	-
Selected in eighth round of NHL American Draft (St. Louis Blues), June 1972. Released as a free agent, June 1977												
Bergqvist, Stefan	95-96	D-33	2	0	0	0	2	4	0	0	0	2
Selected in first round of NHL Entry Draft (Lund, Swe.), June 1993												
Beverly, Nick	73-74	D-95	67	2	14	16	21	-	-	-	-	-
Acquired from Boston Bruins for Danny Lee, June, October 1973. Traded to New York Rangers for Mike Madole, May 1974												
Bianchin, Wayne	73-79	LW-14	265	68	41	109	130	3	0	1	1	5
Selected in sixth round of NHL American Draft (St. Louis Blues), May 1973. Traded by Edmonton Oilers to NHL Expansion Draft, June 1979												
Bignell, Larry	73-74	D-23/24	20	0	3	3	2	3	0	0	0	2
Selected in first round of NHL American Draft (Edmonton Oilers), World, June 1970. Released as a free agent, September 1975												
Binkley, Lee	67-72	G-30	196	0	1	1	2	7	0	0	0	0
Purchased from Cleveland Barons for AHL, September 1966. Signed as a free agent by Oakland Athletics, WHA, September 1977												
Blugajski, Scott	88-89	RW-27	24	3	0	3	4	-	-	-	-	-
Acquired from Detroit (University of Michigan) from St. Louis for Mike Sten and Steve Gattau, December 1988. Signed by Los Angeles Kings as a free agent, August 1989												
Blinckburn, Bob	69-71	D-4	124	8	12	20	105	7	0	0	0	4
Selected in first round of NHL Draft from New York Rangers, June 1969. Draft to Vancouver Canucks (WHL), September 1971												

PENGUINS ALL-TIME ROSTER

Players who have played for the Penguins are listed here.

	Years	Pos.-No.	REGULAR SEASON					PLAYOFFS				
			GP	G	A	TP	PIM	GP	G	A	TP	PIM
Bladen, Tom	78-80	D-2	135	6	29	35	99	8	0	5	5	2
Acquired from Philadelphia Flyers and New York Islanders from Philadelphia Flyers and New York Islanders for the 1978 NHL Amateur Draft, June 19, 1978. Signed by Edmonton Oilers as a free agent, July 1983.												
Blaisdell, Mike	85-87	RW-26	76	16	15	31	38	-	-	-	-	-
Signed by New York Rangers from NHL Waiver Draft, October 1985. Expired by Tampa Bay Lightning in free agency, July 1987.												
Bodger, Doug	84-89	D-3/33	299	35	132	167	293	-	-	-	-	-
Signed by Philadelphia Flyers and NHL Entry Draft, Philadelphia Flyers, 1984. Traded with Dennis Seaman to Buffalo Sabres for Tom Bladen and a 1984 1st round pick in 1990 NHL Entry Draft, November 1989.												
Bovin, Leo	87-89	D-2	114	14	26	40	100	-	-	-	-	-
Traded by New York Rangers to New York Islanders from Draft, June 1987. Traded to Minnesota North Stars for Duane Ruppel in free agency, 1993.												
Bouquet, Phil	83-84/85-92	LW/D-24/29	344	75	89	164	436	56	13	12	25	107
Signed as a free agent, October 1982. Signed by New York Rangers as a free agent, August 1992.												
Boutette, Pat	81-85	LW-15	247	66	100	174	548	5	3	1	4	8
Acquired with Steve McNeil and Mark Hunter from Hartford Whalers as a trade agreement for Hartford's signing of Greg W. Brown, 1981. Traded to Philadelphia Flyers for the NHL Draft, 1982. To New York Islanders, November 1984.												
Boyd, Randy	81-84	D-8	84	4	17	21	126	3	0	0	0	11
Selected in 1st round of NHL Entry Draft, Chicago, Chicago, June 1981. Traded to Chicago Blackhawks for Greg Pinkney in free agency, 1984.												
Boyer, Wally	84-72	C-18	203	32	62	94	81	10	1	2	3	0
Acquired from Montreal Canadiens for Mark Hunter, 1980. Acquired as a free agent, January 1975.												
Brockley, Andy	83-85	LW-23	95	25	35	60	19	-	-	-	-	-
Acquired from Philadelphia Flyers, Mark Taylor and a 1984 1st round pick from Philadelphia Flyers for Philadelphia Flyers and a 1984 1st round pick from 1984 NHL Draft, Philadelphia Flyers, 1984. Signed by New Jersey Devils as a free agent, July 1986.												
Briere, Michel	89-70	C-21	76	12	32	44	20	13	5	3	8	17
Selected in second round of NHL Amateur Draft, Quebec, Quebec, June 1969. Drafted from Quebec with other NHL players in free agency, May 1973.												
Brown, Andy	72-74	G-29/30	45	0	0	0	62	-	-	-	-	-
Acquired from Detroit Red Wings for a 1973 1st round pick in 1973 NHL Amateur Draft and Cash, February 1973. Signed as a free agent by Chicago Blackhawks, July 1974.												
Brown, Doug	93-94	RW-24	77	18	37	55	18	6	0	0	0	2
Signed by Philadelphia Flyers, September 29, 1993. Called up from Philadelphia Flyers, NHL Waiver Draft, January 1993.												
Brown, Greg	93-94	D-34	35	3	8	11	28	6	0	1	1	4
Signed as a free agent, September 20, 1993. Traded to Washington Capitals in trade agreement for, April 1993.												
Brown, Rob	87-81	RW-44	224	112	143	255	307	11	5	3	8	22
Selected in 1st round of NHL Entry Draft, Chicago, Chicago, June 1981. Traded to Hartford Whalers for Scott Young, December 1984.												
Bullard, Mike	88-87	C-22	382	186	175	361	388	9	4	4	8	4
Signed by Philadelphia Flyers from NHL Entry Draft, Hartford, Chicago, June 1980. Traded to Calgary Flames for Dan Gault, November 1991.												
Bulley, Ted	83-84	LW-24	26	3	2	5	42	-	-	-	-	-
Signed as a free agent, September 1983. Released as a free agent, July 1984.												
Burns, Charlie	88-89	C-9	76	13	38	51	22	-	-	-	-	-
Called up from Chicago Blackhawks to National Hockey League Draft, June 1988. Traded to Minnesota North Stars in trade agreement, June 1988.												
Burns, Robin	70-73	LW-10/20/25	41	0	5	5	32	-	-	-	-	-
Signed by Montreal Canadiens, September 1970. Selected by Kansas City Scouts in NHL Expansion Draft, June 1974.												
Bursow, Dave	71-78/80-81	D-4/8	573	24	108	132	301	20	1	3	4	16
Selected 1971 Chicago Blackhawks in 1971 Quebec Draft, June 1971. Traded to Toronto Maple Leafs for Duane Courtenay and George Ferguson, June 1978. Acquired from Philadelphia Flyers from Tampa Bay Lightning for Ken Hodge and Paul Henderson, November 1990. Released as a free agent, July 1992.												
Buskas, Red	82-88/89-90	D-7	431	16	48	64	958	10	0	0	0	23
Selected in 1st round of NHL Entry Draft, Medicine Hat, Alberta, June 1982. Traded to Vancouver Canucks for Steve Lyle, 1st round pick in 1982 NHL Entry Draft, October 1988. Acquired from Philadelphia Flyers from Tampa Bay Lightning for Dan Quinn, Al Igo, Mike and Steve Squires, January 1990. Signed by Los Angeles Kings in NHL Waiver Draft, February 1990.												
-C-												
Callender, Jack	87-90/91-92	RW-14/06	101	21	28	49	114	22	0	8	11	30
Signed as a free agent, July 1986. Signed by Tampa Bay Lightning as a free agent, January 1992.												
Campbell, Colin	74-78/77-78	D-6	243	14	52	66	517	19	2	7	9	51
Selected in 1st round of NHL Amateur Draft, Pennington, New York, May 1974. Signed by Philadelphia Flyers for George Hockey for the 1974 1st round pick in Philadelphia Flyers draft, June 1974. Signed by Philadelphia Flyers in NHL Expansion Draft, June 1977.												
Caputo, Dave	80-90	RW-15	6	0	0	0	2	-	-	-	-	-
Selected in 1st round of NHL Entry Draft, Quebec, Quebec, June 1980. Signed by Philadelphia Flyers for Anthony G. Russo and Paul Curran from Vancouver Canucks for Rod Brindley, Barry Pedersen and Tony Tanti, January 1980.												
Cardwell, Steve	70-73	LW-15/20	53	9	11	20	35	4	0	0	0	2
Signed by Philadelphia Flyers from Amateur Draft, Chicago, Chicago, June 1970. Signed by Minnesota Fighting Stars, WHA 1st round draft, May 1971.												
Carlyle, Randy	78-84	D-25	397	66	257	323	582	22	6	8	14	41
Acquired from Chicago Blackhawks from Toronto Maple Leafs for Dave Burrows, June 1978. Traded to Philadelphia Flyers for the 1985 New York Islanders Draft and a 1986 1st round pick from Montreal, February 1984. Released in free agency, May 1985.												
Chrš, Gene	77-78	C-28	70	17	37	54	78	-	-	-	-	-
Acquired with Dave Stewart and a 1st round pick in 1976 NHL Amateur Draft from Los Angeles Kings for Andy Apple and for Ted Malloch. Released in free agency, 1977. Signed as a free agent by Atlanta Braves, June 1978.												
Cassidy, Tom	77-78	C-11	26	3	4	7	15	-	-	-	-	-
Signed as a free agent, October 1977. Called up from Philadelphia Flyers, New York, December 1977.												
Coufled, Jay	88-93	RW-16	9	7	10	714	14	0	0	0	30	
Called up from Minnesota North Stars in NHL Waiver Draft, October 1988. Released as a free agent, June 1993.												

PENGUINS ALL-TIME ROSTER

Major league career totals in regular season and playoffs

	Years	Pos./No.	REGULAR SEASON					PLAYOFFS					
			GP	G	A	TP	PIM	GP	G	A	TP	PIM	
Chabot, John	84-87	C-9	216	36	98	134	26	-	-	-	-	-	-
Signed as a free agent from Detroit Red Wings, June 1984. Signed as a free agent by Detroit Red Wings, June 1987.													
Chapman, Blair	76-80	RW-9	227	48	51	99	71	10	2	1	3	9	
Selected in third round of NHL Amateur Draft, St. Louis, Mo., June 1976. Traded to St. Louis, June 6, 1980. Released, September 1989.													
Charlesworth, Todd	83-84/85-88	D-2/1/2/7/34	86	3	9	12	41	-	-	-	-	-	
Selected in fourth round of NHL Draft, Philadelphia, Pa., June 1983. Signed as a free agent by Edmonton Oilers, June 1984.													
Chevres, Alain	89-90	G-30	3	0	1	1	2	-	-	-	-	-	
Signed as a free agent from Montreal Canadiens, March 1989. Signed as a free agent by Detroit Red Wings, June 1990.													
Chorney, Marc	80-84	D-16/24	139	5	18	22	151	7	0	1	1	2	
Selected in fifth round of NHL Draft, Philadelphia, Pa., June 1979. Traded to Los Angeles Kings for a fourth round pick in 1985. Injured, Philadelphia, October 1983.													
Christian, Jeff	84-86	LW-34/28	4	0	0	2	0	0	0	0	0	0	
Signed as a free agent from Los Angeles Kings, August 1984.													
Chychrun, Jeff	81-83	D-8	18	0	1	1	37	-	-	-	-	-	
Acquired with St. Louis from Los Angeles Kings in 1983. Released by Los Angeles Kings for a 20th round pick in 1992. Traded to Los Angeles Kings for Los Angeles, November 1993.													
Clemons, Kim	79-80	D-6	45	0	3	166	3	0	0	0	37		
Called from Wings prospects in NHL Expansion Draft, June 1979. Sent to Detroit for a 19th round pick in 1982. Released in spring of Red Wings, August 1982.													
Colley, Paul	87-92	D-77	331	108	352	440	573	23	4	22	26	37	
Acquired from Detroit Red Wings via trade from Edmonton Oilers for Doug Gilmour, Chris Joseph, Mike Murray and Steve Hovda, February 1987. Traded to Los Angeles Kings for Jeff O'Connell, Brian Binkley and a fourth round pick in NHL Draft, Philadelphia, Pa., June 1987.													
Corrigan, Mike	76-78	LW-27	98	22	38	51	46	2	0	0	0	0	
Signed from Los Angeles Kings for a first round pick in 1977. NHL Amateur Draft, October 1976. Released by Los Angeles Kings, June 1983.													
Cosselle, Jacques	75-76/77-78	RW-20/27	64	8	14	29	3	0	1	1	4		
Selected in second round of NHL Amateur Draft, St. Louis, Mo., May 1974. Released as a free agent, February 1984.													
Crowder, Bruce	84-85	RW-28	26	4	7	11	23	-	-	-	-	-	
Called from Boston Bruins in NHL Winter Draft, October 1984. Released as a free agent, February 1985.													
Cullen, John	88-91/94-95	C-11	262	88	184	272	399	20	3	8	11	36	
Signed as a free agent, June 1988. Traded with Zdenek Zedera and Jeff Patera to Hartford Whalers for Don Curran, Ed Sanderson and Steve Jones, May 1991. Signed as a free agent, August 1991. Released as a free agent, August 1995.													
Cunneyworth, Randy	85-89	LW-15	295	101	115	216	513	11	3	5	8	26	
Signed from Montreal Canadiens for a first round pick in 1985. Signed with Detroit Red Wings, October 1985. Traded with Doug McLeod and Bob Ford to St. Louis for Chris Andrew, Mervyn Dymally and Mark Green, June 1989.													
Dahlgren, Chris	85-91	D-24	195	10	26	36	221	2	0	0	0	0	
Signed as a free agent, May 1985. Traded with Don Aronoff to Edmonton Oilers for Peter Tagliapietra and Tony Murray, October 1989.													
Daignault, Jean-Jacques '95-96		D-36	13	2	3	6	23	17	1	9	10	36	
Acquired from St. Louis Oilers for a second round pick in 1996. Entry Draft, March 1995.													
Daley, Joe	68-70	G-1	38	0	0	0	2	-	-	-	-	-	
Signed from Detroit Red Wings in NHL Expansion Draft, June 1967. Released by Detroit Red Wings in June 1973.													
Daniels, Jeff	90-94	LW-18/20	134	8	11	19	36	12	3	2	5	0	
Selected in 15th round of NHL Entry Draft (Winnipeg, Minn.), June 1989. Traded to Detroit for Greg Nieuwenhuis, March 19, 1994.													
Davis, Kim	77-81	LW-16/22/30	34	5	7	12	47	4	0	0	0	0	
Selected in fifth round of NHL Amateur Draft (St. Louis, Mo.), June 1977. Traded to Paul Marshall Ltd. Team, Major League Soccer, for Paul Marshall and Steve Dennis, November 1990.													
Dea, Billy	67-69	LW-14	139	26	20	46	12	-	-	-	-	-	
Called from Chicago Blackhawks in NHL Expansion Draft, June 1967. Traded to Detroit Red Wings for Mike Milbury, October 1969.													
DeBenedictis, Nelson	74-75	LW-23	31	6	3	9	11	-	-	-	-	-	
Signed from Detroit Red Wings for Mike Milbury and a third round pick in NHL Amateur Draft, May 1974. Released as a free agent, July 1976.													
DeFazio, Dean	83-84	LW-12	22	0	2	2	28	-	-	-	-	-	
Selected in third round of NHL Draft, Philadelphia, Pa., June 1981. Released as a free agent, July 1986.													
Deloane, Gilbert	85-90	D-27	54	3	7	10	44	-	-	-	-	-	
Signed as a free agent, June 1985. Released as a free agent, July 1992.													
DeMarco, Al	73-75	D-5	42	9	13	22	8	-	-	-	-	-	
Acquired with Steve Eastman and Bob Kelly from St. Louis Blues for Bryan Wall and Larry Bell, June 1, 1973. Released in 1974. NHL Amateur Draft, January 1971. Traded to Vancouver Canucks for Barry Wilton, November 1974.													
DePina, Larry	93-94	LW-12	6	0	1	5	1	0	0	0	0	0	
Called from NHL Expansion Draft, March 9, 1994. Released as a free agent, June 1995.													
DeRouville, Philippe *	94-95	G-30	1	0	0	0	0	-	-	-	-	-	
Signed in fifth round of NHL Entry Draft, College Park, Md., June 1994.													
Dillenough, Bob	67-68	LW-15	61	7	12	19	20	-	-	-	-	-	
Selected from St. Louis for a first round pick in NHL Expansion Draft, June 1967. Traded to Oakland Seals for Billy Harris, November 1968.													
Dinoan, Todd	88-92	D-5	117	2	10	32	173	11	0	2	2	8	
Signed as a free agent from Buffalo Sabres for a 16th round pick and Steve Gurtay, December 1988. Released as a free agent, July 1992.													
Dion, Michel	81-85	G-20	151	0	5	5	14	5	0	0	0	0	
Signed as a free agent, June 1981. Released as a free agent, July 1988.													
Dopson, Rob	93-94	G-1	2	0	0	0	0	-	-	-	-	-	
Signed as a free agent, July 21, 1993.													
Duberman, Justin	93-94	RW-37	4	0	0	0	0	-	-	-	-	-	
Signed as a free agent on November 7, 1993. Released as a free agent, June 1, 1995.													

PENGUINS ALL-TIME ROSTER

Players with 10 or more regular season games played.

	Years	Pos./No.	REGULAR SEASON					PLAYOFFS				
			GP	G	A	TP	PIM	GP	G	A	TP	PIM
Gilbert, Ed	75-77	C-23	45	1	2	0	-	-	-	-	-	-
Signed as a free agent, July 1975. Released as a free agent, June 1976. Acquired from New York Rangers in first round trade, 1978. NHL Amateur Draft, New York, 1976. Released as a free agent, June 1979.												
Gibbertson, Stan	75-77	LW-15	115	19	17	36	19	3	1	2	2	-
Acquired from Washington Capitals in January 1976. Released as a free agent, June 1978.												
Gillson, Randy	89-91	C-15/19	133	20	21	41	105	16	1	0	1	14
Acquired from New York Rangers in trade with Pittsburgh Penguins, 1989. Signed as a free agent, June 1991. Released as a free agent, June 1992. Traded to Minnesota North Stars in first round trade, May 1995.												
Gladney, Bob	83-84	D-33	13	1	0	0	2	-	-	-	-	-
Signed as a free agent, September 1983. Released as a free agent, October 1985.												
Goertz, Dave	87-88	D-32	2	0	0	0	2	-	-	-	-	-
Selected in 1987 round 21-41. Entry Draft, Pittsburgh, PA, June 1987. Released as a free agent, June 1988.												
Goissee, Steve	87-88	C-16	36	5	6	11	45	-	-	-	-	-
Selected in 1987 round 2-10. Entry Draft, Pittsburgh, PA, June 1987. Traded to Pittsburgh Penguins in trade with Minnesota North Stars for Steve Haglund and Grant Desjardis, August 1987.												
Graham, Pat	81-83	LW-24	62	7	13	20	71	4	0	0	0	2
Selected in 1981 round 1-10. Entry Draft, Pittsburgh, PA, June 1981. Released as a free agent, July 1982. Traded to Pittsburgh Penguins in trade with New York Islanders for Rocky Simpson and Brent Sutter, August 1982.												
Gruhl, Scott	87-88	LW-38	6	1	0	1	0	-	-	-	-	-
Signed as a free agent, December 1987. Released as a free agent, July 1988.												
Guennette, Steve	85-89	G-130	32	0	1	1	2	-	-	-	-	-
Signed as a free agent, July 1985. Traded to Calgary Flames in trade with Pittsburgh Penguins, 1988. Released as a free agent, July 1989. Traded to Calgary Flames in trade with Pittsburgh Penguins, 1988. Released as a free agent, July 1989.												
-H-												
Hadfield, Vic	74-77	LW-11	163	61	79	140	118	10	5	2	7	11
Selected in 1974 round 1-10. Entry Draft, Pittsburgh, PA, May 1974. Released as a free agent, June 1977.												
Hakanson, Anders	92-93	LW-41	62	8	12	21	26	-	-	-	-	-
Selected in 1992 round 1-10. Entry Draft, Pittsburgh, PA, June 1992. Traded to Minnesota North Stars in trade with Pittsburgh Penguins and Pittsburgh Penguins in trade with New York Islanders, 1993. Released as a free agent, July 1994. Signed as a free agent, September 1993. Traded to Pittsburgh Penguins for the NHL rights to Steve Staios, September 1993.												
Hamilton, Jim	78-79/84-85/LW-13/23/28	95	14	18	32	26	6	3	0	3	0	-
Selected in 1978 round 1-10. Entry Draft, Pittsburgh, PA, June 1978. Released as a free agent, June 1980. Released as a free agent, June 1985.												
Hannan, Dave	81-88/88-90	C-20/32	355	60	88	148	530	8	0	1	1	4
Selected in 1981 round 1-10. Entry Draft, Pittsburgh, PA, June 1981. Traded with Chicago Blackhawks and Chicago Blackhawks in trade with Pittsburgh Penguins, Wayne Gretzky, and Wayne Gretzky, November 1990. Traded to Pittsburgh Penguins in trade with Pittsburgh Penguins, 1993. Signed by Toronto Maple Leafs in New York Islanders trade, October 1985.												
Hinzberuk, Alex	89-73	RW-11	308	40	61	101	257	14	3	1	4	20
Selected from Czech Republic in first round trade, June 1989. Traded to Pittsburgh Penguins for Bob Boughner, October 1993.												
Harris, Billy	68-69	C-15	55	7	13	20	8	-	-	-	-	-
Acquired from Dallas Cowboys in trade with Pittsburgh Penguins, November 1968. Released as a free agent, October 1968.												
Harrison, Paul	81-82	G-1	13	0	0	0	0	-	-	-	-	-
Acquired from Toronto Maple Leafs in trade with Pittsburgh Penguins, September 1981. Released by Pittsburgh Penguins as a free agent, February 1982.												
Howgood, Greg	94-95	D-4	33	2	6	8	33	1	0	0	0	0
Selected in 1994 round 1-10. Entry Draft, Pittsburgh, PA, June 1994. Released as a free agent, July 1995.												
Herron, Dennis	72-75/76-79/82-86/G-1/2/9	240	0	6	6	67	10	0	0	0	5	-
Selected in 1972 round 1-10. Entry Draft, Pittsburgh, PA, June 1972. Traded with Jean Guy to Pittsburgh Penguins by Chicago Blackhawks, January 1975. Signed as a free agent from Chicago Blackhawks, August 1976. Acquired from Pittsburgh Penguins in trade with Pittsburgh Penguins, 1982. Traded with Steve Lind to Pittsburgh Penguins in trade with Pittsburgh Penguins, 1982. Released as a free agent, July 1983.												
Hestall, Bryan	89-74	C-7	335	71	115	186	498	14	0	3	3	40
Signed by Pittsburgh Penguins in trade with Pittsburgh Penguins, May 1989. Called on by Pittsburgh Penguins, January 1994.												
Kicke, Billy	78-72	RW-9	12	2	0	2	6	-	-	-	-	-
Signed by Pittsburgh Penguins in trade with Pittsburgh Penguins, September 1977. Released as a free agent, November 1981.												
Kicks, Wayne	67-68	RW-18	15	4	7	11	2	-	-	-	-	-
Traded from Pittsburgh Penguins to Pittsburgh Penguins, 1968. Released as a free agent, June 1969.												
Killip, Randy	84-91	D-23/34	343	13	29	92	534	17	0	1	1	23
Acquired from Boston Bruins in trade with Pittsburgh Penguins, 1985. NHL Entry Draft, October 1984. Signed by Pittsburgh Penguins as a free agent, June 1988.												
Hoganson, Paul	70-71	G-1	2	0	0	0	0	-	-	-	-	-
Selected in 1970 round 1-10. Entry Draft, Pittsburgh, PA, June 1970. Released as a free agent, July 1973.												
Holland, Rob	78-81	G-1	44	0	0	0	2	-	-	-	-	-
Acquired from Pittsburgh Penguins from Pittsburgh Penguins, 1978. Released as a free agent, June 1980. Released as a free agent, September 1981.												
Horton, Tim	71-72	D-32/4	2	9	11	40	4	0	1	3	2	-
Selected from New York Rangers in first round trade, June 1971. Released by Boston Bruins as a free agent, June 1972.												
Hothon, Greg	81-85	D-6	170	11	63	74	118	5	0	3	3	6
Acquired from Toronto Maple Leafs in trade with Pittsburgh Penguins, 1983. NHL Entry Draft, February 1982. Released as a free agent, July 1985.												
Hedine, Jiri	90-92	C-38	93	9	27	36	29	35	2	4	6	22
Signed by Pittsburgh Penguins in trade with Pittsburgh Penguins, July 1990. Released as a free agent, June 1992.												
Hryciw, Tim	82-84	LW-28	55	6	8	14	82	-	-	-	-	-
Selected in 1982 round 1-10. Entry Draft, Pittsburgh, PA, June 1982. Traded to Pittsburgh Penguins in trade with Pittsburgh Penguins for Steve Staios, September 1985.												
Hudson, Lex	78-79	D-5	2	0	0	0	2	0	0	0	0	0
Selected in 1978 round 1-10. Entry Draft, Pittsburgh, PA, June 1978. Released as a free agent, March 1980.												
Hudson Mike	94-95	C-16	40	2	9	11	34	11	0	0	0	6
Called up from New York Rangers in New York Islanders trade, January 1993. Released as a free agent, July 1995.												

PENGUINS ALL-TIME ROSTER

Player names are listed in alphabetical order.

Player	Years	Pos.	REGULAR SEASON						PLAYOFFS			
			GP	G	A	TP	PIM	GP	G	A	TP	PIM
Hughes, Pat 79-81		RW-24	134	28	23	51	239	5	0	0	0	21
Acquired with Steve Howe from Montreal Canadiens for Bill Dineen and passed on to Montreal in 1982. Sold to Pittsburgh in 1989. Traded to Edmonton in 1990 for Doug MacLean. (March 1991)												
Hunter, Dave 81-85		LW-20	56	11	18	29	77	-	-	-	-	-
Acquired from Dallas Stars for Wayne Gretzky from Edmonton Oilers for Greg Campbell, Bas van den Berg, Jason Smith, Mike Martin, November 1987. Sold to Edmonton for compensation for Phil Suter and Wayne Gretzky. (March 1988)												
Ingarfield, Earl 87-89		C-10	90	23	37	60	16	-	-	-	-	-
Signed from Detroit Red Wings. Sold to Edmonton Oilers. (June 1987). Traded with Greg Millard to Detroit for Bill MacMillan to Detroit Stars for Greg Millard. (June 1987). Signed with New York Rangers. (June 1987)												
Innes, Gary 73-76		G-29/30	100	0	2	2	4	9	0	0	0	2
Signed from Philadelphia Flyers (1973). Traded to Philadelphia Flyers for Bobby Taylor. (October 1974). (March 1975)												
Jagi, Jozsef 90-96		RW-68	441	219	319	536	331	63	42	48	90	75
Signed from Montreal Canadiens. (May 1990). (June 1990)												
Javanmard, Amir 84-85		RW-19	14	4	1	5	2	-	-	-	-	-
Signed from Montreal Canadiens. (May 1984). (June 1984). Released as a free agent. (May 1985)												
Jennings, Grant 90-95		D-3	210	7	21	28	357	38	1	1	2	38
Acquired with Ron Francis and Ed Snider from Montreal Canadiens. (March 1990). Traded to Toronto Maple Leafs for Owen Beattie. (April 1991)												
Johnson, Bob 74-75		G-1	12	0	0	0	6	-	-	-	-	-
Acquired from St. Louis Blues for Mike Keenan. (October 1973). Released as a free agent. (August 1978)												
Johnson, Jack 85-91		D-6	390	14	95	109	858	11	0	5	5	40
Signed as a free agent from New York Rangers. (June 1985). Traded with Chris Chelios to St. Louis Blues for Mike Keenan. (June 1991)												
Johnson, Mark 79-82		C-8	126	23	39	62	84	10	4	3	7	6
Signed from Philadelphia Flyers. (June 1979). (June 1980). (June 1981). (June 1982). Traded to Montreal Canadiens for Steve MacLean and Phil Esposito. (June 1982). (July 1982). (July 1983)												
Jonathan, Stan 82-83		LW-0	19	0	3	3	13	-	-	-	-	-
Acquired from Boston Bruins for Claude Julien from Vancouver Canucks. (April 1982)												
Jones, Ron 73-74		D-6	25	0	3	3	15	-	-	-	-	-
Signed from Boston Bruins. (October 1973). (October 1974). (October 1975)												
Joseph, Chris 87-88/94-96		D-22/23	120	10	28	38	128	25	2	1	3	20
Signed from Montreal Canadiens for Eric Drott from New York Rangers. (June 1987). Traded with Chris Simpson, Mike Milbury and Dave Reid to Edmonton Oilers for Phil Esposito, Steve MacLean and Wayne Gretzky. (June 1987). (June 1988)												
Kachowski, Mark 87-90		LW-26	64	6	5	11	209	-	-	-	-	-
Signed from Montreal Canadiens. (August 1987). Released as a free agent. (July 1989)												
Kanngiesser, Sheldon 70-73		D-6/66	75	2	6	8	76	-	-	-	-	-
Signed from New York Rangers for New York Rangers. (January 1971). Traded to New York Rangers for Paul Henderson and Steve Larmer. (May 1971). (May 1971)												
Kavalek, Ladislav 93-94		LW-37	9	0	0	0	2	-	-	-	-	-
Acquired from Montreal Canadiens. (February 1993)												
Kehee, Rick 74-85		RW-8/17	722	312	324	636	68	37	4	17	21	2
Acquired from Toronto Maple Leafs for Barry Stolarik. (October 1974). (October 1975). (October 1976). (October 1977). (October 1978). (October 1979)												
Kelly, Bob 73-77		LW-22	250	89	85	154	162	15	6	3	9	23
Acquired with Al MacIsaac and Steve Eastman from St. Louis Blues. (October 1973). (October 1974). (October 1975). (October 1976). (October 1977)												
Kessel, Rick 89-93		C-14/15/23	83	9	18	20	4	-	-	-	-	-
Signed from Montreal Canadiens. (October 1989). (October 1990). (October 1991). (October 1992). (October 1993)												
Kirochuk, Orest 76-81		C-26	144	38	80	118	191	7	4	3	5	7
Acquired with Tom Hodge and Ruffalo from Montreal Canadiens for Montreal Canadiens. (October 1976). (October 1977). (October 1978). (October 1979). (October 1980)												
Konik, George 87-88		D-18	52	7	8	15	26	-	-	-	-	-
Acquired with Paul Brindley, Mike Gartner and Mark Katsaris from New York Rangers for New York Rangers. (June 1987)												
Kontos, Chris 86-88		C-14	67	8	16	25	18	-	-	-	-	-
Acquired from New York Rangers for Ron Suter. (June 1986). (October 1987). (October 1988). (October 1989). (October 1990)												
Kyte, Jim 89-91		D-3	57	3	1	4	127	-	-	-	-	-
Acquired from Arizona Coyotes for Randy Gammage from Pittsburgh Penguins for Pittsburgh Penguins. (October 1989). (October 1990). (October 1991)												
Labre, Yvan 70-71/73-74		D-15/20	37	2	3	5	32	-	-	-	-	-
Signed from Montreal Canadiens. (October 1970). (October 1971). (October 1973). (October 1974). (October 1975). (October 1976). (October 1977). (October 1978). (October 1979). (October 1980)												
LaFramboise, Pete 74-75		LW-27	35	5	13	18	8	9	1	0	1	0
Acquired from Washington Capitals. (October 1974)												
Legace, Jean Guy 68-69/72-75		D-23/24	106	4	20	24	119	-	-	-	-	-
Acquired from Montreal Canadiens for Larry Brown. (October 1968). (October 1969). (October 1970). (October 1971). (October 1972). (October 1973). (October 1974). (October 1975)												
Lalonde, Ron 72-75		C-16	108	10	20	30	16	-	-	-	-	-
Signed from Montreal Canadiens. (October 1972). (October 1973). (October 1974). (October 1975). (October 1976). (October 1977). (October 1978). (October 1979). (October 1980)												
Lamoureux, Mitch 81-85		C-12	70	12	9	21	59	-	-	-	-	-
Signed from Philadelphia Flyers for Eric Lindros from Philadelphia Flyers. (October 1981). (October 1982). (October 1983). (October 1984). (October 1985)												
Larson, Ted 87-88		D-5	5	0	0	0	4	-	-	-	-	-
Signed from Chicago Blackhawks. (October 1987). (October 1988)												

PENGUINS ALL-TIME ROSTER

(Player statistics are by year, unless otherwise noted.)

	Years	Pos./No.	REGULAR SEASON							PLAYOFFS			
			GP	G	A	TP	PIM	GP	G	A	TP	PIM	
Larouche, Pierre	74-78	C-10	240	119	134	253	99	15	2	9	11	2	
Signed from Montreal Canadiens (Amateur Draft, Nov. 10, 1974). Traded with a player to be named later (Peter Marsh) to Boston in 1975. Montreal Canadiens for four Montreal Canadiens (Benoit Goggin, Michel Goulet, Michel Theriault, and Michel Theriault) in 1977.													
Lauer, Brad	75-76	LW-14	21	4	1	5	6	12	1	1	2	4	
Signed as a free agent, September 1974.													
LaVallee, Kevin	86-87	LW-16	33	8	20	28	4						
Signed from Chicago Blackhawks (Nov. 1986). Released as a free agent, July 1987.													
Leaton, Gordon	75-79	C-130	17	0	0	0	0						
Signed from University of Michigan (Amateur Draft, New Westminster, B.C., June 1975). Released as a free agent, July 1983.													
Leach, Jamie	88-93	RW-20	60	7	14	10							
Selected in the fourth round of NHL Entry Draft (Boston, 1988, June 1987). Traded to Los Angeles by Boston, November 1992.													
LeCane, Bill	68-69	RW-17	4	0	0	0	0						
Signed as a free agent, August 1967. Released as a free agent, July 1973.													
Lecuyer, Doug	87-88	LW-23	12	3	4	5	12						
Called into training camp, NHL Winter Club, October 1987. Released as a free agent, November 1987.													
Lee, Peter	77-83	RW-10	431	114	131	245	257	19	0	8	8	9	
Assigned with Peter Mahovlich to the Montreal Canadiens for Pierre Lymbert and a player to be named later (Peter Marsh) in December 1977. Montreal Canadiens, January 1984.													
Lehto, Petteri	84-85	D-5	6	0	0	0	4						
Signed from Helsinki, Finland (Amateur Draft, 1984). Released as a free agent, June 1986.													
Lefour, Bob	71-72	C-23	78	14	17	33	18	4	3	0	3	0	
Signed from Quebec Bulldogs (Amateur Draft, 1971). Selected by Atlanta Flames via NHL Expansion Draft, June 1977.													
Lemieux, Alain	86-87	C-11	1	0	0	0	0						
Signed as a free agent, October 1986. Released as a free agent, July 1988.													
Lemieux, Mario	84-86	C-66	663	563	809	1372	672	84	67	82	149	79	
Signed from Montreal Canadiens (NHL Winter Club, Montreal, June 1984).													
Leroux, Francois	84-96	D-18	106	2	14	13	275	30	1	3	4	34	
Called into training camp, NHL Winter Club, January 1995.													
Libell, Nick	79-81	LW-14	121	20	16	38	18	5	1	1	2	0	
Assigned from Detroit Red Wings to New York Rangers in August 1979. Released as a free agent, August 1981.													
Lindstrom, Willy	85-87	RW-19	131	24	30	54	36						
Signed from Detroit Red Wings to New York Rangers in October 1985. Released as a free agent, July 1987.													
Loney, Trey	83-89	LW-1124	532	89	108	169	382	66	8	14	22	97	
Signed from the third round of NHL Entry Draft (Colorado, W.C., June 1983). Selected by Chicago Blackhawks in NHL Expansion Draft, June 1987.													
Lonsberry, Ross	78-81	LW-18	236	56	73	129	150	17	2	3	5	13	
Assigned with Tom Sestini and Orest Keskinen to the Pittsburgh Penguins for two first round draft picks in 1978. NHL Amateur Draft, June 1978. Released as a free agent, June 1981.													
Low, Darren	83-84	RW-35	6	1	2	3	0						
Signed as a free agent, February 1984. Released as a free agent, October 1984.													
Lukowich, Bernie	73-74	RW-11	53	9	10	19	32						
Signed from University of Michigan (Amateur Draft, New Westminster, B.C., June 1973). Traded to St. Louis Blues for Bob Simpson, January 1975.													
Lundborg, Brian	82-83	D-2	1	0	0	0	2						
Signed from Philadelphia Flyers to New York Rangers in a trade with the Chicago Blackhawks, June 1982. Released as a free agent, December 1984.													
Lupna, Gilles	80-81	D-2	31	0	1	1	34						
Assigned from Montreal Canadiens to the Chicago Blackhawks in a trade with the New York Rangers, September 1980. Traded to Hartford Whalers for a fourth round draft pick in 1981. NHL Entry Draft, September 1981.													
Lynch, Jack	72-74	D-3	64	1	25	26	61						
Signed from the third round of NHL Amateur Draft (Oshawa, O.N., June 1972). Traded to the Philadelphia Flyers for Fred West, New York Rangers, January 1975.													
Lyon, Steve	76-77	D-5	3	0	0	0	2						
Signed from a third round draft pick, November 1976. Released as a free agent, June 1977.													
M													
MacDonald, Lowell	70-71/72-78	LW-14/18	328	140	166	306	60	15	6	4	10	6	
Signed from the second round of NHL Amateur Draft, June 1970. Released as a free agent, February 1978.													
MacIver, Norm	84-85	D-22	45	2	30	32	38	12	1	4	5	8	
Assigned with Doug MacLean from Ottawa Senators to the St. Louis Blues, April 1985. Traded to the Philadelphia Flyers for Wayne Gretzky, December 1995.													
MacLish, Rick	81-83	LW-7/19	46	13	17	30	30	5	1	1	2	0	
Assigned from Hartford Whalers to Los Angeles and Chicago Blackhawks in a trade in 1982. NHL Entry Draft, September 1981. Signed by Philadelphia Flyers as a free agent, October 1981.													
MacNeil, Al	67-68	D-3	74	2	10	12	58						
Signed from the New York Rangers to New York Flyers in 1967. Traded to Montreal Canadiens for Gary Hogeby, June 1968.													
Mahovich, Pete	77-79	C-20/26	117	39	75	114	75	2	0	1	1	0	
Assigned with Peter Lehto to the Montreal Canadiens for Pierre Lymbert and a player to be named later (Peter Marsh) in December 1977. Montreal Canadiens, January 1984. Traded to Detroit Red Wings, October 1992.													
Maiuro, Greg	78-83	C-12	485	143	221	364	486	16	3	5	8	22	
Signed from the second round of NHL Amateur Draft (Oshawa, O.N., June 1978). Traded to the Philadelphia Flyers for a fourth round pick in 1985. NHL Entry Draft, September 1985.													
Mann, Jimmy	87-88	RW-13	9	0	0	0	50						
Signed as a free agent, June 1987. Released as a free agent, July 1988.													
Manna, Moe	84-88	D-20	232	37	131	188	220						
Assigned with the first round draft pick in 1984 (New York Rangers) to the Philadelphia Flyers for a fourth round pick in 1985. Called up from the Philadelphia Flyers to the New York Rangers, March 1984. Traded to the Chicago Blackhawks for Gary Hogeby and Greg Gaborik to Philadelphia for the NHL Entry Draft, November and Wayne Gretzky, November 1987.													
Marshall, Paul	79-81	LW-20	59	12	12	24	13	1	0	0	0	0	
Signed from the second round of NHL Entry Draft (Boston, O.N., August 1979). Traded with Greg Gaborik to the Philadelphia Flyers for Dave Bawa and Phil Gaudin, New York, 1983.													
Mathiasen, Dwight	85-88	RW-11/22/24/34	33	1	7	8	18						
Signed as a free agent, March 1985. Released as a free agent, July 1988.													

PENGUINS ALL-TIME ROSTER

Player with most games played in Penguins uniform

	Years	Pos./No.	REGULAR SEASON					PLAYOFFS					
			GP	G	A	TP	PIM	GP	G	A	TP	PIM	
Mattiasz, Dick	67-69	LW-5	44	0	4	4	32	-	-	-	-	-	-
Recalled from Eastern Michigan U., September 1966. Traded with Ed Brodeur and Gene Johnston to Boston Bruins for Brian Watson, George Sewak and Tony Phillips January 1968.													
Maxwell, Bryan	80-85	D-5	89	3	20	23	141	-	-	-	-	-	-
Called from Wichita State University, October 1983. Released as a free agent, July 1985.													
Mayer, Paul	87-88	C-32	1	0	0	0	4	-	-	-	-	-	-
Signed as a free agent, July 1987. Traded to Los Angeles Kings for Tom Trexler, March 1989.													
McAdam, Gary	78-81	LW-16	140	27	40	67	95	12	3	0	6	9	
Acquired from Buffalo Sabres for Dave Schultz, February 1979. Traded to Philadelphia Flyers for Eric Thompson, January 1981.													
McBain, Andrew	89-90	RW-9	41	5	9	14	51	-	-	-	-	-	-
Acquired from Philadelphia Flyers. Called from Wichita State University, March, 1989. Signed for two years and Dave Malachuk, July 1989. Traded with Dave Gagnier and Dan Quinn to Vancouver Canucks for Fred Baska, Billy Peterson and Tony Tomajko, July 1990.													
McCallum, Dunc	67-71	D-6/26	185	14	35	49	228	10	1	2	3	12	
Called with St. Louis Blues and George Kerk from New York Rangers for Jerry Johnson, July 1967. Called by Philadelphia Flyers from Lincoln College, June 1969. Recalled from Philadelphia Flyers, January 1970. Released, March 1976.													
McCarthy, Kevin	83-85	D-24/75	95	13	26	39	82	-	-	-	-	-	-
Acquired from Minnesota Canucks for a third round pick in 1984 NHL Entry Draft, January 1984. Signed by Philadelphia Flyers as a free agent, July 1987.													
McClelland, Kevin	81-84	C-18	72	8	12	20	139	5	1	1	2	5	
Signed with St. Louis Blues from Martin Whelan as compensation for Philadelphia's signing of Pat Agent, Greg Muller, June 1981. Traded to Philadelphia Flyers for a 1981 NHL Entry Draft pick and a 1982 pick for Tom Howard, December 1983.													
McCraay, Keith	67-72	LW-10/21	292	82	59	141	199	11	0	4	4	6	
Selected from Montreal Canadiens for Ed Fajstman (D), June 1967. Selected by Atlanta Flames in NHL Expansion Draft, June 1969.													
McDonald, Ab	67-68	LW-20	74	22	21	43	38	-	-	-	-	-	
Selected from Detroit Red Wings for Jim Fajstman (D), June 1967. Traded to St. Louis Blues for Al Baska, July 1968.													
McDonnell, Joe	84-86	D-2	43	2	9	11	22	-	-	-	-	-	
Signed as a free agent, December 1984. Released as a free agent, July 1987.													
McDonough, Al	71-74	RW-9	152	56	74	130	46	4	0	1	1	0	
Acquired from Los Angeles Kings for Bob McClellan, February 1970. Traded to Atlanta Flames for Chuck Armstrong and Bob Probert, February 1974.													
McEnchom, Shawn	91-93/94-95	C/LW-15	170	53	59	112	78	48	6	11	17	24	
Selected with first round pick, Tony Bonk, for Pittsburgh Penguins. Marginal pick in June 1991. Traded to Los Angeles for Marty McSorley, on August 27, 1993. Acquired with Tomas Sandstrom from Los Angeles for Mark, M. Sorely and a 1994 pick, February 15, 1994. Traded to Boston Bruins with Kevin Stevens for Brian Robinson, Steve Mair and a 1994 pick, March 15, 1994.													
McGough, Jim	84-87	RW-18/22	42	4	10	14	20	-	-	-	-	-	
Acquired from Washington Capitals for Mark Taylor, March 1985. Released as a free agent, July 1987.													
McKenzie, Brian	71-72	LW-15	0	1	2	4	-	-	-	-	-	-	
Selected in second round of NHL Amateur Draft by Montreal, QMJHL, June 1971. Signed to Atlanta Flames, October 1979.													
McKenzie, Jim	84-85	LW-33	50	2	1	3	79	8	0	0	0	4	
Acquired from Detroit Stars for Mike Herrmann, March 21, 1974. Released as a free agent, July 1985.													
McLain, Dave	87-89/96	C-19/26	109	14	15	29	50	9	0	1	1	0	
Selected in fourth round of NHL Entry Draft (30th pick), QMJHL, June 1986. Traded to Los Angeles for Brian Campbell, February 19, 1996. Signed with Los Angeles for Jim Kelly, Andrew McKee and Randy Gagne, June 1989. Acquired from Ottawa Senators for a 1996 pick, March 1996. Released as a free agent, June 1996.													
McMahon, Mike	69-70	D-28	12	1	3	4	19	-	-	-	-	-	
Acquired from Detroit Red Wings for Ray Shaw, October 1969. Selected by Buffalo Sabres in NHL Expansion Draft, June 1979.													
McManama, Bob	70-76	D-15	99	11	25	36	28	8	0	1	1	6	
Signed as a free agent, August 1973. Released as a free agent, June 1977.													
McSorley, Marty	83-85/88-94	RW-4/D-23	134	5	25	30	378	-	-	-	-	-	
Signed as a free agent, July 1987. Called with the first round pick for Los Angeles for Jim Kelly, September 1988. Acquired from Los Angeles for Shawn McKenzie, August 1994. Traded to Los Angeles with a 1994 pick for Steve McEnchom and Tommi Sandstrom, January 1994.													
Meeker, Mike	78-79	RW-8/16	4	0	0	0	5	-	-	-	-	-	
Selected in second round of NHL Amateur Draft (16th pick), QMJHL, June 1978. Released as a free agent, November 1982.													
Meighan, Ron	82-83	D-5	41	2	6	8	16	-	-	-	-	-	
Acquired with Anders Eriksson from Minnesota North Stars for George Hossa and Ed Hredzicki in trade in 1981 NHL Entry Draft, October 1982. Released as a free agent, March 1989.													
Melchior, Gilles	85-88	G-27	104	0	2	2	22	-	-	-	-	-	
Acquired from Edmonton Oilers for Tom Iginia and Mark McSorley, September 1985. Released as a free agent, July 1988.													
Mehayuk, Dave	81-82	LW-34	-	-	-	-	-	7	1	1	2	0	
Signed as a free agent, May 1988. Released as a free agent, July 1992.													
Miller, Greg	78-81	G-29	135	0	5	20	10	0	0	0	0	0	
First round pick of Montreal Canadiens. Drafted by Pittsburgh Penguins, QMJHL, June 1977. Signed by Philadelphia Flyers as a free agent, June 1981. As compensation Philadelphia received Pat Baska and the NHL rights to Kevin Miller and Steve McEnchom, and Tommi Sandstrom, January 1994.													
Miller, Kevin	85-90	C-8	13	6	5	11	4	18	3	2	5	8	
Acquired from San Jose Sharks for a 1985 pick and choice in 1986 Entry Draft for Tom Courtenay, March 1986. Released as a free agent, July 1996.													
Mironov, Dmitri	95-96	D-15	72	3	31	34	88	15	0	1	1	10	
Acquired from Tampa Bay Lightning for Larry Robinson, July 1985.													
Mokosak, Carl	85-87	LW-31	2	0	0	4	-	-	-	-	-	-	
Signed as a free agent, July 1986. Released as a free agent, July 1988.													
Monahan, Marland	77-78	RW-8	2	2	0	2	-	-	-	-	-	-	
Acquired from Washington Capitals for a 1976 NHL Entry Draft pick transferred to Minnesota North Stars, October 14, 1977. Traded with Steve Appelo to Los Angeles Kings for Dave Schultz, Gene Corcoran and a fourth round pick in 1978 NHL Entry Draft, November 1977.													

PENGUINS ALL-TIME ROSTER

Players with a * have been inducted into the Hockey Hall of Fame.

Name	Years	Pos.	REGULAR SEASON					PLAYOFFS					
			GP	G	A	TP	PIM	GP	G	A	TP	PIM	
Sanderson, Derek	77-78	C-15	13	2	1	4	0						
Signed as a free agent, Boston Bruins, June 1976													
Sandstrom, Tomas	93-96	RW-17	132	82	69	131	135	26	7	5	12	50	
Acquired from St. Louis Blues via Los Angeles Kings, March 9, 1993. Released from Los Angeles Kings by St. Louis Blues, January 16, 1994													
Sasser, Grant	83-84	C-19	3	0	0	0	0						
Selected from second round of NHL Entry Draft, Portland Winter Hawks, June 1981. Released as a free agent, July 1986													
Sather, Glen	69-73	LW-16	122	20	17	37	210	10	0	2	2	17	
Selected from Boston Bruins in International League Draft, June 1968. Traded to New York Rangers for St. Appolonia Sheldon Kamogawasser, January 1971													
Schinkel, Ken	67-72	RW-12	371	93	143	236	86	13	8	1	7	4	
Selected from New York Rangers in NHL Expansion Draft, June 1967. Acquired from Philadelphia Flyers in January 1968													
Schmidt, Norm	83-84/85-88	D-3/25	125	23	30	56	73						
Selected from fourth round of NHL Entry Draft, Toronto Maple Leafs, June 1981. Released as a free agent, July 1988													
Selock, Ron	69-72	C-17	819	123	280	404	201	29	2	12	14	23	
Acquired from Cleveland Barons in St. Louis Blues trade, Los Angeles Kings, Los Angeles and Los Angeles Kings, 1971. Acquired from Chicago Bulls, traded to Buffalo Sabres for Rick Suter, July 1972													
Schofield, Dwight	86-87	D-4	25	1	6	7	50						
Purchased from Washington Capitals, December 1986. Released as a free agent, July 1987													
Schultz, Dave	77-78	LW-8	113	13	34	47	535						
Acquired from Chicago Blackhawks in trade, signed contract with NHL, Los Angeles Kings from Los Angeles Kings by St. Louis Blues and purchased from St. Louis Blues, November 1977. Traded to Buffalo Sabres for Gary Middleton, December 1978													
Schutt, Rod	78-84	LW-23/27	278	76	92	168	177	22	8	6	14	26	
Acquired from Montreal Canadiens for first round pick of 1981 NHL Entry Draft. Traded to Boston Bruins, traded to Toronto Maple Leafs in trade, October 1984													
Sheek, Eddie	71-73	LW-23/24	87	30	29	59	76	4	0	1	1	15	
Acquired from Boston Bruins by Boston Bruins, March 1971. Purchased by Toronto Maple Leafs, July 1973													
Shedden, Doug	81-86	RW-14	332	159	282	148							
Selected in 1981 second round of NHL Entry Draft, St. Louis Blues, NHL June 1980. Traded to Detroit Red Wings for Ron Duguay, March 1984													
Shappard, Gregg	78-82	C-19	241	50	73	123	113	17	4	7	11	2	
Acquired from Dallas Stars and Philadelphia Flyers in trade, signed contract with NHL, Los Angeles Kings from Los Angeles Kings by St. Louis Blues, September 1978. Released as a free agent, June 1982													
Shiros, Jim	72-73	LW-27	18	1	2	3	2						
Acquired from St. Louis Blues for the Kings, January 1973. Released as a free agent, June 1974													
Simmer, Charlie	87-88	RW-13/16	50	11	17	28	24						
Selected from Denver Broncos in NHL Winter Draft, October 1988. Released as a free agent, July 1989													
Simpson, Bob	81-83	LW-20/33	50	10	9	19	4	2	0	0	0	0	
Signed as a free agent, Boston Bruins, February 1981. Released as a free agent, June 1984													
Simpson, Craig	45-58	RW-18	169	50	55	105	140						
Selected in 1945 first round of NHL Entry Draft, Montreal Canadiens, June 1945. Traded to Montreal Canadiens from Montreal Canadiens by Montreal Canadiens, October 1958. Traded to Philadelphia Flyers from Philadelphia Flyers by Philadelphia Flyers, November 1965													
Sira, Vile	85-89	D-5	187	10	45	55	144						
Acquired from Philadelphia Flyers in trade, signed contract with NHL, Los Angeles Kings from Philadelphia Flyers by Los Angeles Kings, November 1984. Traded to Los Angeles Kings from Los Angeles Kings by Los Angeles Kings, December 1988													
Smith, Al	69-71	C-29	93	0	0	61	3	0	0	0	0	0	
Purchased from New York Rangers in trade, signed contract with NHL, Los Angeles Kings from Los Angeles Kings by Los Angeles Kings, June 1967. Released as a free agent, June 1971													
Smith, Doug	89-90	C-15	10	1	1	2	25						
Signed from Toronto Maple Leafs to Los Angeles Kings, February 1990. Released as a free agent, June 1990													
Smolinski, Bryan	95-96	C-2/20	81	24	40	64	69	18	5	4	9	10	
Signed with Los Angeles Kings and a limited term contract in 1995. Signed with Los Angeles Kings, October 1995. Released as a free agent, June 1996													
Snell, Ron	68-70	RW-14/16	7	3	2	5	6						
Selected in second round of NHL Amateur Draft, Montreal Canadiens, June 1968. Sold to Boston Bruins, Winter 1968													
Snell, Ted	73-74	RW-10	55	4	12	16	8						
Signed as a free agent, October 1973. Selected by Kansas City Scouts in NHL Expansion Draft, June 1974													
Speer, Billy	67-69	D-17	102	4	12	21	71						
Purchased from Chicago Blackhawks in trade, September 1966. Selected by Boston Bruins in NHL Expansion Draft, June 1969													
Spencer, Brinn	77-79	LW-22	86	9	11	20	81						
Signed from Dallas Stars to Los Angeles Kings, September 1977. Traded to Washington Capitals, March 1981, October 1982													
Stackhouse, Ron	73-75	D-3	621	56	272	343	547	32	5	8	13	39	
Acquired from Detroit Red Wings for Los Angeles Kings, January 1973. Released, November 1982													
Stanton, Paul	90-93	D-22/23	206	11	38	49	199	44	2	10	12	66	
Selected in eighth round of NHL Entry Draft, Boston Bruins, November 1989. Signed to contract by the Bruins in the summer of 1991. Signed by Detroit Red Wings, October 8, 1992													
Stapleton, Mike	92-94	C-26	136	11	13	24	28	4	0	0	0	0	
Signed with Los Angeles Kings, September 1992. Claimed on waivers for Philadelphia Flyers, February 19, 1993													
Stovacek, Kovan	87-95	LW-25	458	251	276	527	966	86	43	57	100	150	
Acquired from Philadelphia Flyers from Los Angeles Kings via Los Angeles Kings, December 1980. Traded to Boston Bruins with St. Louis Blues, March 1984. Signed with Los Angeles Kings, March 1984. Released as a free agent, June 1995. Signed with Los Angeles Kings, July 1995													
Stewart, Bob	79-80	D-8	65	3	7	18	57	5	1	1	2	2	
Acquired from St. Louis Blues by Boston Bruins, March 1979. Released as a free agent, November 1981													
Stewart, John	70-72	LW-20/23/25	40	4	9	12	32						
Selected in second round of NHL Amateur Draft, Philadelphia Flyers, June 1970. Selected by Los Angeles Kings in NHL Expansion Draft, June 1972													
St. Laurent, Andre	81-84	C-34	96	23	14	37	130	5	2	1	3	8	
Selected from Los Angeles Kings in expansion draft, February 1982. Traded to Detroit Red Wings for future considerations, October 1984													
Stojanov, Alek	95-96	LW-11	10	1	0	1	7	9	0	0	0	19	
Signed from Washington Capitals for Los Angeles Kings, March 1996													
Slaughter, Blake	73-74	RW-12	34	5	6	11	8						
Selected in 11th round of NHL Amateur Draft, Philadelphia Flyers, WCHA, May 1973. Traded with a first round pick to Los Angeles Kings, Philadelphia Flyers, October 1974. Released by Philadelphia Flyers, September 1977													

PENGUINS ALL-TIME ROSTER

Players with 10 or more regular season games.

	Years	Pos./No.	REGULAR SEASON							PLAYOFFS			
			GP	G	A	TP	PIM	GP	G	A	TP	PIM	
Wilkins, Barry 74-76		D-5	133	5	56	61	203	6	0	1	1	4	
Acquired from Minnesota Golden Gophers (St. Paul) (October 1974) Released (October 1975) (Winnipeg)													
Wilkinson, Neil 95-96		D-6	41	2	10	12	87	13	0	1	1	14	
Acquired from Chicago Blackhawks (Chicago) (December 1995) Released (December 1995)													
Wilson, Dunc 76-78		G-29	66	0	2	2	21	-	-	-	-	-	
Acquired from New York Rangers (New York) (October 1976) Released (October 1978) (Pittsburgh)													
Wilson, Mitch 86-87		C-33	17	2	1	3	83	-	-	-	-	-	
Signed as a free agent (July 1986) Released as a free agent (July 1991)													
Wolf, Bennett 80-83		D-35/16	30	0	1	1	133	-	-	-	-	-	
Signed as a free agent of NHL Entry Draft (Kalamazoo, Mich.) (August 1980) Released as a free agent (July 1983)													
Waytowich, Bob 68-72		D-3/20	248	22	71	93	151	10	1	2	3	2	
Acquired from Minnesota North Stars (St. Paul) (October 1968) Released (October 1972) (Los Angeles)													
Wregget, Ken 81-86		G-31	151	0	4	4	38	21	0	1	1	7	
Acquired from New York Rangers (New York) (October 1981) Released (October 1986) (New York)													
Young, Scott 90-91		RW/LW-6/34	43	11	16	27	33	17	1	6	7	2	
Acquired from Detroit Red Wings (Detroit) (December 1990) Released (December 1991) (Detroit)													
Young, Warren 83-85/88-88		LW-11/35	162	49	52	101	213	-	-	-	-	-	
Signed as a free agent (August 1983) Signed (Detroit Red Wings) (October 1983) Released from Detroit (October 1985) (Detroit) (May 1987) Signed as a free agent (September 1987) Released as a free agent (July 1988)													
Young, Wendell 88-92/94-95		G-1	111	0	7	7	14	3	0	0	0	0	
Acquired with a seventh round pick of 1986 NHL Entry Draft from Chicago from Phoenix (Phoenix) (October 1988) Released (June 1992) (Phoenix)													
Zane, Rod 70-71		C-24	37	8	5	13	21	-	-	-	-	-	
Purchased from Baltimore Orioles (Baltimore) (June 1970) Signed by Pittsburgh Penguins (Pittsburgh) (June 1971)													
Zafepski, Zsolt 87-91		D-33	199	33	102	135	160	11	1	8	9	13	
Signed as a free agent of NHL Entry Draft (Győr) (Hungary) (June 1987) Signed (June 1988) (Pittsburgh) (June 1988) Released (June 1991) (Pittsburgh)													
Zemlak, Richard 88-90		RW-18	50	1	5	6	178	1	0	0	0	0	
Acquired from Minnesota North Stars (St. Paul) (October 1988) Released (October 1990) (St. Paul)													
Zubov, Sergei 95-96		D-3/56	64	11	55	65	22	18	1	14	15	26	
Acquired with 10th round pick from Los Angeles (Los Angeles) (October 1995) Released (August 1996) (Los Angeles)													

ALL-TIME GOALTENDERS

Ranked by Goals Against Average

NAME	GP	MIN	GA	ENG	SO	AVG	W	L	T	SAVES	EFF
Roy Edwards	16	647	36	2	0	2.55	2	8	4	355	.908
Hank Sassen	25	1391	62	2	1	2.82	7	10	3	616	.909
PHILIPPE DÉRÔUVILLE	1	60	3	0	0	3.00	1	0	0	24	.889
Mary Edwards	1	60	3	0	0	3.00	0	1	0	30	.939
Al Smith	0*	000*	00*	0*	0*	0.00	0*	0*	0*	0*	0.00
Les Barkley	106	11,040	575	8	1*	3.12	58	94	34	5027	.897
Jim Rutherford	115	10267	327	0	2	3.14	44	59	14	2915	.899
Joe Gale	38	2143	113	4	2	3.11	11	18	6	1024	.906
Gary Brass	100	5386	230	6	0	3.34	19	37	15	2521	.897
KEN WREGGET	151	8612	480	9	4	3.34	84	44	31	4129	.896
Gene Wilson	66	3607	204	1	5	3.63	23	30	11	1750	.887
TOM BARRASSO	329	18,891	1417	19	10	3.55	171	111	35	9241	.892
Michel Pléneau	75	4150	251	1	2	3.69	34	24	14	2013	.889
Pat Piggot	39	2157	131	1	0	3.64	16	14	7	916	.860
Gilles Mouchon	104	5725	348	10	0	3.68	34	43	17	2491	.865
Gary Edwards	6	300	22	0	1	3.67	3	2	1	171	.866
Steve Gaudette	32	1773	110	2	1	3.71	17	15	0	832	.863
Carl Newton	16	814	51	0	0	3.76	4	7	1	300	.874
Andy Brown	45	2478	156	0	1	3.78	16	20	8	1126	.878
Greg Miron	135	7829	501	10	4	3.84	57	50	28	3462	.874
Dennis Miron	230	16,103	1040	22	6	3.87	84	133	44	4072	.866
Roberto Romano	125	7051	465	1	4	3.90	46	57	8	3407	.860
Rob Dupon	2	45	3	0	0	4.50	0	0	0	20	.870
Rob Millard	41	2313	141	4	1	4.38	11	32	9	1000	.861
Frank P. Champagne	67	4418	308	2	1	4.33	34	32	3	3125	.873
Wanda Young	111	5576	385	3	1	4.14	42	47	5	2710	.875
Michel Desj	151	8471	505	22	0	4.28	42	71	22	3916	.865
Nick Ryan	19	1087	75	4	0	4.56	7	12	0	474	.817
Bob Johnson	12	470	40	0	0	5.84	3	4	1	247	.858
Acme Chisner	3	166	14	0	0	5.56	1	2	0	76	.843
Bob Taylor	2	76	7	1	0	5.53	0	1	0	41	.837
Paul Harston	13	700	64	1	0	5.43	3	7	0	286	.816
Gene Linton	17	800	74	2	0	5.55	4	9	0	359	.820
Vincent Tremblay	1	210	24	1	0	6.00	0	4	0	117	.830
Brian Ford	8	457	48	0	0	6.02	2	6	0	248	.836
Rich Tatarasco	1	73	4	0	0	7.27	0	0	0	17	.810
Paul Negamiar	2	57	7	0	0	7.87	0	1	0	2*	.750
Greg Ruppard	1	10	2	0	0	10.85	0	0	0	2	.400
TOTALS	2276	137,153	8567 (162)	67	67	3.74	826	1046	304	64,706	.883

BEST ALL-TIME HOME STANDS

TWO GAME STANDS 2-0-0	THREE GAME STANDS 3-0-0	FOUR GAME STANDS 4-0-0
67 times - last time - Apr. 4-6 1996	11 times - last time - Dec. 26-30, 1995	Feb. 15-21 1975 Jan. 30-Feb. 6 1988
		FIVE GAME STANDS 5-0-0
		Dec. 26-Jan. 4 1974-75

BEST ALL-TIME ROAD TRIPS

TWO GAME TRIPS 2-0-0	THREE GAME ROAD TRIPS 3-0-0	FOUR GAME TRIPS 4-0-0
12 times - last time - Dec. 3-5 1995	Mar. 26-30, 1968 Oct. 13-17 1971 Jan. 20-25 1995	Jan. 15-21 1988
	2-0-1 Nov. 28-Dec. 1 1960 Mar. 5-9 1974 Oct. 21-26 1988	Feb. 1-7 1975
		1-0-3 1972

1967-68 PENGUINS REVIEW

SEASON HIGHLIGHTS

- Andy Bathgate scores the first franchise goal on Oct. 11 vs. Montreal.
- Pens record first victory on Oct. 13 at St. Louis, 3-1.
- Pens record first home victory Oct. 21 in a 4-2 win over Chicago to become first expansion team beat an established NHL team
- Les Binkley records first Penguins shutout Nov. 4 at Oakland, 1-0.
- Ken Schinkel represents Penguins on NHL All-Star Team.
- Penguins win four games in a row Mar. 26 to Mar 31.



LES BINKLEY

MAJOR TRADES

- Feb. 27, 1968 - Obtain Fred Wayne Hicks from Philadelphia for Art Strasser
- June 6, 1967 - Obtain Les Paul Andrea, Duane McCallum and George Konik from New York Rangers for Larry Jeffrey

FINAL STATISTICS

SCORING

Players	GP	G	A	PTS	PIM
Andy Bathgate	74	20	34	54	55
Al McDonough	74	22	21	43	38
Art Strasser					
Phil	58	16	21	37	10
Phil	12	0	4	4	4
Total	70	16	25	41	20
Ken Schinkel	57	14	25	30	19
Earl Ingebrigtsen	50	15	22	37	12
Vic Fonteyne	60	6	26	34	0
Gene Ubriaco	65	16	15	33	16
Norm Price	70	6	27	33	46
Paul Andrea	65	11	21	32	2
Boyd Dowd	75	16	12	28	6
Kyle McCleary	70	14	12	26	41
Leo Buzza	75	9	15	22	74
Wayne Hicks					
Phil	32	2	7	9	5
Phil	15	4	7	11	7
Total	47	6	14	20	3
Bob Dillabough	47	7	13	19	13
Bob Rowan	37	4	12	11	4
Bill Speer	63	3	13	16	44
George Konik	62	7	8	15	26
Al MacNeal	74	2	10	12	53
Duane McCallum	32	0	2	2	35
Dick Malins	32	0	2	2	18
Hal Pearson	2	0	1	1	0
Ted Lacey	5	0	0	0	4
Frank Blawie	25	0	0	0	8
Les Binkley	54	0	0	0	0

GOALTENDING

PLAYERS (W-L-T)	GP	MP	GA	SO	GAA
Les Binkley (25-24-10)	54	3741	157	1	2.88
Frank Blawie (7-10-3)	26	1539	62	1	2.86
TOTALS (27-34-13)	74	4440	216	7	2.91

FINAL WEST DIVISION STANDINGS

TEAMS	GP	W	L	T	GF	GA	PTS
Philadelphia	74	31	37	11	173	179	73
Los Angeles	74	31	33	10	206	194	72
St. Louis	74	27	31	16	177	191	70
Minnesota	74	27	32	15	191	226	69
Pittsburgh	74	27	34	13	195	210	67
Oakland	74	16	42	17	163	210	47

GAME-BY-GAME RESULTS

DATE	W-L-T	SCORE	OPPONENT	DATE	W-L-T	SCORE	OPPONENT
10-11	W	3-1	ST. LOUIS	11-11	W	3-1	MINNAPOLIS
10-12	W	3-1	ST. LOUIS	11-12	W	3-1	MINNAPOLIS
10-13	W	3-1	ST. LOUIS	11-13	W	3-1	MINNAPOLIS
10-14	W	3-1	ST. LOUIS	11-14	W	3-1	MINNAPOLIS
10-15	W	3-1	ST. LOUIS	11-15	W	3-1	MINNAPOLIS
10-16	W	3-1	ST. LOUIS	11-16	W	3-1	MINNAPOLIS
10-17	W	3-1	ST. LOUIS	11-17	W	3-1	MINNAPOLIS
10-18	W	3-1	ST. LOUIS	11-18	W	3-1	MINNAPOLIS
10-19	W	3-1	ST. LOUIS	11-19	W	3-1	MINNAPOLIS
10-20	W	3-1	ST. LOUIS	11-20	W	3-1	MINNAPOLIS
10-21	W	4-2	CHICAGO	11-21	W	3-1	MINNAPOLIS
10-22	W	4-2	CHICAGO	11-22	W	3-1	MINNAPOLIS
10-23	W	4-2	CHICAGO	11-23	W	3-1	MINNAPOLIS
10-24	W	4-2	CHICAGO	11-24	W	3-1	MINNAPOLIS
10-25	W	4-2	CHICAGO	11-25	W	3-1	MINNAPOLIS
10-26	W	4-2	CHICAGO	11-26	W	3-1	MINNAPOLIS
10-27	W	4-2	CHICAGO	11-27	W	3-1	MINNAPOLIS
10-28	W	4-2	CHICAGO	11-28	W	3-1	MINNAPOLIS
10-29	W	4-2	CHICAGO	11-29	W	3-1	MINNAPOLIS
10-30	W	4-2	CHICAGO	11-30	W	3-1	MINNAPOLIS
10-31	W	4-2	CHICAGO	12-1	W	3-1	MINNAPOLIS
11-1	W	4-2	CHICAGO	12-2	W	3-1	MINNAPOLIS
11-2	W	4-2	CHICAGO	12-3	W	3-1	MINNAPOLIS
11-3	W	4-2	CHICAGO	12-4	W	3-1	MINNAPOLIS
11-4	W	1-0	OAKLAND	12-5	W	3-1	MINNAPOLIS
11-5	W	1-0	OAKLAND	12-6	W	3-1	MINNAPOLIS
11-6	W	1-0	OAKLAND	12-7	W	3-1	MINNAPOLIS
11-7	W	1-0	OAKLAND	12-8	W	3-1	MINNAPOLIS
11-8	W	1-0	OAKLAND	12-9	W	3-1	MINNAPOLIS
11-9	W	1-0	OAKLAND	12-10	W	3-1	MINNAPOLIS
11-10	W	1-0	OAKLAND	12-11	W	3-1	MINNAPOLIS
11-11	W	1-0	OAKLAND	12-12	W	3-1	MINNAPOLIS
11-12	W	1-0	OAKLAND	12-13	W	3-1	MINNAPOLIS
11-13	W	1-0	OAKLAND	12-14	W	3-1	MINNAPOLIS
11-14	W	1-0	OAKLAND	12-15	W	3-1	MINNAPOLIS
11-15	W	1-0	OAKLAND	12-16	W	3-1	MINNAPOLIS
11-16	W	1-0	OAKLAND	12-17	W	3-1	MINNAPOLIS
11-17	W	1-0	OAKLAND	12-18	W	3-1	MINNAPOLIS
11-18	W	1-0	OAKLAND	12-19	W	3-1	MINNAPOLIS
11-19	W	1-0	OAKLAND	12-20	W	3-1	MINNAPOLIS
11-20	W	1-0	OAKLAND	12-21	W	3-1	MINNAPOLIS
11-21	W	1-0	OAKLAND	12-22	W	3-1	MINNAPOLIS
11-22	W	1-0	OAKLAND	12-23	W	3-1	MINNAPOLIS
11-23	W	1-0	OAKLAND	12-24	W	3-1	MINNAPOLIS
11-24	W	1-0	OAKLAND	12-25	W	3-1	MINNAPOLIS
11-25	W	1-0	OAKLAND	12-26	W	3-1	MINNAPOLIS
11-26	W	1-0	OAKLAND	12-27	W	3-1	MINNAPOLIS
11-27	W	1-0	OAKLAND	12-28	W	3-1	MINNAPOLIS
11-28	W	1-0	OAKLAND	12-29	W	3-1	MINNAPOLIS
11-29	W	1-0	OAKLAND	12-30	W	3-1	MINNAPOLIS
11-30	W	1-0	OAKLAND	1-1	W	3-1	MINNAPOLIS
12-1	W	1-0	OAKLAND	1-2	W	3-1	MINNAPOLIS
12-2	W	1-0	OAKLAND	1-3	W	3-1	MINNAPOLIS
12-3	W	1-0	OAKLAND	1-4	W	3-1	MINNAPOLIS
12-4	W	1-0	OAKLAND	1-5	W	3-1	MINNAPOLIS
12-5	W	1-0	OAKLAND	1-6	W	3-1	MINNAPOLIS
12-6	W	1-0	OAKLAND	1-7	W	3-1	MINNAPOLIS
12-7	W	1-0	OAKLAND	1-8	W	3-1	MINNAPOLIS
12-8	W	1-0	OAKLAND	1-9	W	3-1	MINNAPOLIS
12-9	W	1-0	OAKLAND	1-10	W	3-1	MINNAPOLIS
12-10	W	1-0	OAKLAND	1-11	W	3-1	MINNAPOLIS
12-11	W	1-0	OAKLAND	1-12	W	3-1	MINNAPOLIS
12-12	W	1-0	OAKLAND	1-13	W	3-1	MINNAPOLIS
12-13	W	1-0	OAKLAND	1-14	W	3-1	MINNAPOLIS
12-14	W	1-0	OAKLAND	1-15	W	3-1	MINNAPOLIS
12-15	W	1-0	OAKLAND	1-16	W	3-1	MINNAPOLIS
12-16	W	1-0	OAKLAND	1-17	W	3-1	MINNAPOLIS
12-17	W	1-0	OAKLAND	1-18	W	3-1	MINNAPOLIS
12-18	W	1-0	OAKLAND	1-19	W	3-1	MINNAPOLIS
12-19	W	1-0	OAKLAND	1-20	W	3-1	MINNAPOLIS
12-20	W	1-0	OAKLAND	1-21	W	3-1	MINNAPOLIS
12-21	W	1-0	OAKLAND	1-22	W	3-1	MINNAPOLIS
12-22	W	1-0	OAKLAND	1-23	W	3-1	MINNAPOLIS
12-23	W	1-0	OAKLAND	1-24	W	3-1	MINNAPOLIS
12-24	W	1-0	OAKLAND	1-25	W	3-1	MINNAPOLIS
12-25	W	1-0	OAKLAND	1-26	W	3-1	MINNAPOLIS
12-26	W	1-0	OAKLAND	1-27	W	3-1	MINNAPOLIS
12-27	W	1-0	OAKLAND	1-28	W	3-1	MINNAPOLIS
12-28	W	1-0	OAKLAND	1-29	W	3-1	MINNAPOLIS
12-29	W	1-0	OAKLAND	1-30	W	3-1	MINNAPOLIS
12-30	W	1-0	OAKLAND	2-1	W	3-1	MINNAPOLIS
1-1	W	1-0	OAKLAND	2-2	W	3-1	MINNAPOLIS
1-2	W	1-0	OAKLAND	2-3	W	3-1	MINNAPOLIS
1-3	W	1-0	OAKLAND	2-4	W	3-1	MINNAPOLIS
1-4	W	1-0	OAKLAND	2-5	W	3-1	MINNAPOLIS
1-5	W	1-0	OAKLAND	2-6	W	3-1	MINNAPOLIS
1-6	W	1-0	OAKLAND	2-7	W	3-1	MINNAPOLIS
1-7	W	1-0	OAKLAND	2-8	W	3-1	MINNAPOLIS
1-8	W	1-0	OAKLAND	2-9	W	3-1	MINNAPOLIS
1-9	W	1-0	OAKLAND	2-10	W	3-1	MINNAPOLIS
1-10	W	1-0	OAKLAND	2-11	W	3-1	MINNAPOLIS
1-11	W	1-0	OAKLAND	2-12	W	3-1	MINNAPOLIS
1-12	W	1-0	OAKLAND	2-13	W	3-1	MINNAPOLIS
1-13	W	1-0	OAKLAND	2-14	W	3-1	MINNAPOLIS
1-14	W	1-0	OAKLAND	2-15	W	3-1	MINNAPOLIS
1-15	W	1-0	OAKLAND	2-16	W	3-1	MINNAPOLIS
1-16	W	1-0	OAKLAND	2-17	W	3-1	MINNAPOLIS
1-17	W	1-0	OAKLAND	2-18	W	3-1	MINNAPOLIS
1-18	W	1-0	OAKLAND	2-19	W	3-1	MINNAPOLIS
1-19	W	1-0	OAKLAND	2-20	W	3-1	MINNAPOLIS
1-20	W	1-0	OAKLAND	2-21	W	3-1	MINNAPOLIS
1-21	W	1-0	OAKLAND	2-22	W	3-1	MINNAPOLIS
1-22	W	1-0	OAKLAND	2-23	W	3-1	MINNAPOLIS
1-23	W	1-0	OAKLAND	2-24	W	3-1	MINNAPOLIS
1-24	W	1-0	OAKLAND	2-25	W	3-1	MINNAPOLIS
1-25	W	1-0	OAKLAND	2-26	W	3-1	MINNAPOLIS
1-26	W	1-0	OAKLAND	2-27	W	3-1	MINNAPOLIS
1-27	W	1-0	OAKLAND	2-28	W	3-1	MINNAPOLIS
1-28	W	1-0	OAKLAND	2-29	W	3-1	MINNAPOLIS
1-29	W	1-0	OAKLAND	2-30	W	3-1	MINNAPOLIS
1-30	W	1-0	OAKLAND	3-1	W	3-1	MINNAPOLIS
2-1	W	1-0	OAKLAND	3-2	W	3-1	MINNAPOLIS
2-2	W	1-0	OAKLAND	3-3	W	3-1	MINNAPOLIS
2-3	W	1-0</					

1968-69 PENGUINS REVIEW

SEASON HIGHLIGHTS

- Penguins record first win ever at Montreal on Jan. 2, 5-2.
- Ken Schinke named to Western Division All-Star Team.
- Keith McCreary scores 25 goals to lead the Penguins.



KEITH MCCREARY

MAJOR TRADES

- June 11, 1968: Obtained Lou Angotti from St. Louis for Al McDonald.
- Nov. 29, 1968: Obtained Billy Harris from Oakland for Bob Filinough.
- Jan. 24, 1969: Obtained Duane Rupp from Minnesota for Leo Howe.
- Jan. 30, 1969: Obtained George Swarick, Bryan Watson and Tracy Hart from Oakland for Earl Ingefeld, Dick Maloney and Gene Ubriaco.

FINAL STATISTICS

SCORING

Players	GP	G	A	PTS	PIM
Ken Schinke	76	18	34	42	18
Charlie Burns	76	13	28	31	22
Keith McCreary	76	25	23	48	42
Earl Ingefeld	86	16	26	34	12
Jean Provost	76	16	25	31	41
Gene Ubriaco	75	19	18	37	28
Leo Angott	71	17	21	37	36
Val Leifoyne	74	12	17	29	2
Way Boyer	67	10	19	29	17
Isiah Woytowich	71	9	20	29	62
Leo Houder	69	6	19	25	42
Bill Harris	73	7	17	24	10
George Swarick	69	4	19	23	103
Neal Pene	73	2	16	20	61
Bob Filinough	67	7	12	19	6
Bill Dea	66	10	6	16	4
Duane McCaffrey	62	5	13	16	31
Duane Hupp	59	5	11	16	32
Paul Andrea	25	7	6	13	2
Dick Maloney	36	1	1	12	30
Bryan Watson	66	2	7	9	132
Bill Speer	34	1	4	5	27
Tracy Hart	16	0	5	5	34
Ron Shee	4	0	1	4	6
Doug Harne	6	1	1	2	6
Nary Swain	9	1	1	2	2
John Arthur	17	0	2	2	35
Jean Guy Lagace	17	0	1	1	14
Bill Leach	4	0	0	0	0
Joe Dalby	22	0	0	0	2
Les Binkley	53	0	0	0	0
Mary Edwards	1	0	0	0	0

GOALTENDING

PLAYERS (W-L-T)	GP	MP	GA	SO	GAA
Joe Dalby (10-13-3)	29	1615	87	2	3.23
Les Binkley (10-31-8)	50	2885	156	0	3.29
Mary Edwards (0-1-0)	1	60	3	0	3.00
TOTALS (20-45-11)	76	4560	262	2	3.22

FINAL WEST DIVISION STANDINGS

TEAMS	GP	W	L	T	GF	GA	PTS
St. Louis	75	37	25	14	234	157	88
Oakland	74	29	26	11	219	251	69
Philadelphia	76	29	35	21	174	233	64
Los Angeles	75	24	42	10	135	250	58
Pittsburgh	76	20	45	11	189	252	51
Minnesota	76	15	43	15	130	270	34

GAME-BY-GAME RESULTS

DATE	W-L-T	SCORE	OPPONENT	DATE	W-L-T	SCORE	OPPONENT
10/10	W	1-0	ST. LOUIS	11/10	W	2-0	MINN.
10/12	W	1-0	ST. LOUIS	11/12	W	1-0	MINN.
10/14	W	1-0	ST. LOUIS	11/14	W	1-0	MINN.
10/16	W	1-0	ST. LOUIS	11/16	W	1-0	MINN.
10/18	W	1-0	ST. LOUIS	11/18	W	1-0	MINN.
10/20	W	1-0	ST. LOUIS	11/20	W	1-0	MINN.
10/22	W	1-0	ST. LOUIS	11/22	W	1-0	MINN.
10/24	W	1-0	ST. LOUIS	11/24	W	1-0	MINN.
10/26	W	1-0	ST. LOUIS	11/26	W	1-0	MINN.
10/28	W	1-0	ST. LOUIS	11/28	W	1-0	MINN.
10/30	W	1-0	ST. LOUIS	11/30	W	1-0	MINN.
10/31	W	1-0	ST. LOUIS	12/1	W	1-0	MINN.
11/2	W	1-0	ST. LOUIS	12/2	W	1-0	MINN.
11/4	W	1-0	ST. LOUIS	12/4	W	1-0	MINN.
11/6	W	1-0	ST. LOUIS	12/6	W	1-0	MINN.
11/8	W	1-0	ST. LOUIS	12/8	W	1-0	MINN.
11/10	W	1-0	ST. LOUIS	12/10	W	1-0	MINN.
11/12	W	1-0	ST. LOUIS	12/12	W	1-0	MINN.
11/14	W	1-0	ST. LOUIS	12/14	W	1-0	MINN.
11/16	W	1-0	ST. LOUIS	12/16	W	1-0	MINN.
11/18	W	1-0	ST. LOUIS	12/18	W	1-0	MINN.
11/20	W	1-0	ST. LOUIS	12/20	W	1-0	MINN.
11/22	W	1-0	ST. LOUIS	12/22	W	1-0	MINN.
11/24	W	1-0	ST. LOUIS	12/24	W	1-0	MINN.
11/26	W	1-0	ST. LOUIS	12/26	W	1-0	MINN.
11/28	W	1-0	ST. LOUIS	12/28	W	1-0	MINN.
11/30	W	1-0	ST. LOUIS	12/30	W	1-0	MINN.
12/2	W	1-0	ST. LOUIS	1/1	W	1-0	MINN.
12/4	W	1-0	ST. LOUIS	1/3	W	1-0	MINN.
12/6	W	1-0	ST. LOUIS	1/5	W	1-0	MINN.
12/8	W	1-0	ST. LOUIS	1/7	W	1-0	MINN.
12/10	W	1-0	ST. LOUIS	1/9	W	1-0	MINN.
12/12	W	1-0	ST. LOUIS	1/11	W	1-0	MINN.
12/14	W	1-0	ST. LOUIS	1/13	W	1-0	MINN.
12/16	W	1-0	ST. LOUIS	1/15	W	1-0	MINN.
12/18	W	1-0	ST. LOUIS	1/17	W	1-0	MINN.
12/20	W	1-0	ST. LOUIS	1/19	W	1-0	MINN.
12/22	W	1-0	ST. LOUIS	1/21	W	1-0	MINN.
12/24	W	1-0	ST. LOUIS	1/23	W	1-0	MINN.
12/26	W	1-0	ST. LOUIS	1/25	W	1-0	MINN.
12/28	W	1-0	ST. LOUIS	1/27	W	1-0	MINN.
12/30	W	1-0	ST. LOUIS	1/29	W	1-0	MINN.
1/1	W	1-0	ST. LOUIS	1/31	W	1-0	MINN.
1/3	W	1-0	ST. LOUIS	2/1	W	1-0	MINN.
1/5	W	1-0	ST. LOUIS	2/3	W	1-0	MINN.
1/7	W	1-0	ST. LOUIS	2/5	W	1-0	MINN.
1/9	W	1-0	ST. LOUIS	2/7	W	1-0	MINN.
1/11	W	1-0	ST. LOUIS	2/9	W	1-0	MINN.
1/13	W	1-0	ST. LOUIS	2/11	W	1-0	MINN.
1/15	W	1-0	ST. LOUIS	2/13	W	1-0	MINN.
1/17	W	1-0	ST. LOUIS	2/15	W	1-0	MINN.
1/19	W	1-0	ST. LOUIS	2/17	W	1-0	MINN.
1/21	W	1-0	ST. LOUIS	2/19	W	1-0	MINN.
1/23	W	1-0	ST. LOUIS	2/21	W	1-0	MINN.
1/25	W	1-0	ST. LOUIS	2/23	W	1-0	MINN.
1/27	W	1-0	ST. LOUIS	2/25	W	1-0	MINN.
1/29	W	1-0	ST. LOUIS	2/27	W	1-0	MINN.
1/31	W	1-0	ST. LOUIS	2/29	W	1-0	MINN.
2/2	W	1-0	ST. LOUIS	2/31	W	1-0	MINN.
2/4	W	1-0	ST. LOUIS	3/1	W	1-0	MINN.
2/6	W	1-0	ST. LOUIS	3/3	W	1-0	MINN.
2/8	W	1-0	ST. LOUIS	3/5	W	1-0	MINN.
2/10	W	1-0	ST. LOUIS	3/7	W	1-0	MINN.
2/12	W	1-0	ST. LOUIS	3/9	W	1-0	MINN.
2/14	W	1-0	ST. LOUIS	3/11	W	1-0	MINN.
2/16	W	1-0	ST. LOUIS	3/13	W	1-0	MINN.
2/18	W	1-0	ST. LOUIS	3/15	W	1-0	MINN.
2/20	W	1-0	ST. LOUIS	3/17	W	1-0	MINN.
2/22	W	1-0	ST. LOUIS	3/19	W	1-0	MINN.
2/24	W	1-0	ST. LOUIS	3/21	W	1-0	MINN.
2/26	W	1-0	ST. LOUIS	3/23	W	1-0	MINN.
2/28	W	1-0	ST. LOUIS	3/25	W	1-0	MINN.
2/30	W	1-0	ST. LOUIS	3/27	W	1-0	MINN.
3/2	W	1-0	ST. LOUIS	3/29	W	1-0	MINN.
3/4	W	1-0	ST. LOUIS	3/31	W	1-0	MINN.
3/6	W	1-0	ST. LOUIS	4/1	W	1-0	MINN.
3/8	W	1-0	ST. LOUIS	4/3	W	1-0	MINN.
3/10	W	1-0	ST. LOUIS	4/5	W	1-0	MINN.
3/12	W	1-0	ST. LOUIS	4/7	W	1-0	MINN.
3/14	W	1-0	ST. LOUIS	4/9	W	1-0	MINN.
3/16	W	1-0	ST. LOUIS	4/11	W	1-0	MINN.
3/18	W	1-0	ST. LOUIS	4/13	W	1-0	MINN.
3/20	W	1-0	ST. LOUIS	4/15	W	1-0	MINN.
3/22	W	1-0	ST. LOUIS	4/17	W	1-0	MINN.
3/24	W	1-0	ST. LOUIS	4/19	W	1-0	MINN.
3/26	W	1-0	ST. LOUIS	4/21	W	1-0	MINN.
3/28	W	1-0	ST. LOUIS	4/23	W	1-0	MINN.
3/30	W	1-0	ST. LOUIS	4/25	W	1-0	MINN.
3/31	W	1-0	ST. LOUIS	4/27	W	1-0	MINN.
4/1	W	1-0	ST. LOUIS	4/29	W	1-0	MINN.
4/3	W	1-0	ST. LOUIS	4/31	W	1-0	MINN.
4/5	W	1-0	ST. LOUIS	5/1	W	1-0	MINN.
4/7	W	1-0	ST. LOUIS	5/3	W	1-0	MINN.
4/9	W	1-0	ST. LOUIS	5/5	W	1-0	MINN.
4/11	W	1-0	ST. LOUIS	5/7	W	1-0	MINN.
4/13	W	1-0	ST. LOUIS	5/9	W	1-0	MINN.
4/15	W	1-0	ST. LOUIS	5/11	W	1-0	MINN.
4/17	W	1-0	ST. LOUIS	5/13	W	1-0	MINN.
4/19	W	1-0	ST. LOUIS	5/15	W	1-0	MINN.
4/21	W	1-0	ST. LOUIS	5/17	W	1-0	MINN.
4/23	W	1-0	ST. LOUIS	5/19	W	1-0	MINN.
4/25	W	1-0	ST. LOUIS	5/21	W	1-0	MINN.
4/27	W	1-0	ST. LOUIS	5/23	W	1-0	MINN.
4/29	W	1-0	ST. LOUIS	5/25	W	1-0	MINN.
4/31	W	1-0	ST. LOUIS	5/27	W	1-0	MINN.
5/3	W	1-0	ST. LOUIS	5/29	W	1-0	MINN.
5/5	W	1-0	ST. LOUIS	5/31	W	1-0	MINN.
5/7	W	1-0	ST. LOUIS	6/1	W	1-0	MINN.
5/9	W	1-0	ST. LOUIS	6/3	W	1-0	MINN.
5/11	W	1-0	ST. LOUIS	6/5	W	1-0	MINN.
5/13	W	1-0	ST. LOUIS	6/7	W	1-0	MINN.
5/15	W	1-0	ST. LOUIS	6/9	W	1-0	MINN.
5/17	W	1-0	ST. LOUIS	6/11	W	1-0	MINN.
5/19	W	1-0	ST. LOUIS	6/13	W	1-0	MINN.
5/21	W	1-0	ST. LOUIS	6/15	W	1-0	MINN.
5/23	W	1-0	ST. LOUIS	6/17	W	1-0	MINN.
5/25	W	1-0	ST. LOUIS	6/19	W	1-0	MINN.
5/27	W	1-0	ST. LOUIS	6/21	W	1-0	MINN.
5/29	W	1-0	ST. LOUIS	6/23	W	1-0	MINN.
5/31	W	1-0	ST. LOUIS	6/25	W	1-0	MINN.
6/1	W	1-0	ST. LOUIS	6/27	W	1-0	MINN.
6/3	W	1-0	ST. LOUIS	6/29	W	1-0	MINN.
6/5	W	1-0	ST. LOUIS	6/31	W	1-0	MINN.
6/7	W	1-0	ST. LOUIS	7/1	W	1-0	MINN.
6/9	W	1-0	ST. LOUIS	7/3	W	1-0	MINN.
6/11	W	1-0	ST. LOUIS	7/5	W	1-0	MINN.
6/13	W	1-0	ST. LOUIS	7/7	W	1-0	MINN.
6/15	W	1-0	ST. LOUIS	7/9	W	1-0	MINN.
6/17	W	1-0	ST. LOUIS	7/11	W	1-0	MINN.
6/19	W	1-0	ST. LOUIS	7/13	W	1-0	MINN.
6/21	W	1-0	ST. LOUIS	7/15	W	1-0	MINN.
6/23	W	1-0	ST. LOUIS	7/17	W	1-0	MINN.
6/25	W	1-0	ST. LOUIS	7/19	W	1-0	MINN.
6/27	W	1-0	ST. LOUIS	7/21	W	1-0	MINN.
6/29	W	1-0	ST. LOUIS	7/23	W	1-0	MINN.
6/31	W	1-0	ST. LOUIS	7/25	W	1-0	MINN.
7/3							

1969-70 PENGUINS REVIEW

SEASON HIGHLIGHTS

- Leonard "Red" Kelly is named Penguins coach on July 2.
- Bob Woytowich and Dean Prentice are named to Western Division All-Star Team.
- Dean Prentice leads Penguins in scoring with 26-25-51.
- Penguins make playoffs for the first time, sweeping Oakland, 4-0, in the Quarterfinals, before losing to St. Louis, 4-2, in the Semifinals.
- Red Kelly is named Hockey News "Coach of the Year".



JEAN PRONOVOST

MAJOR TRADES

- June 6, 1969 - Obtained Ron Schock and Garry Cameron from St. Louis for Lou Angotti and a first round draft pick in the 1971 Amateur Draft.
- Oct. 26, 1969 - Obtained Willie McArthur from Detroit for Billy Coak.

FINAL STATISTICS

SCORING

PLAYERS	GP	G	A	PTS	PIM
Dean Prentice	75	26	29	51	14
Ken Schinkel	42	20	29	45	10
Max Baer	76	17	37	44	39
Jean Pronovost	57	20	21	41	46
Bob Woytowich	69	8	25	33	40
Byron Hicks	66	12	19	31	97
Ron Schock	76	8	21	29	49
Keith McCleary	60	18	8	26	97
Ron Sather	76	12	14	26	114
Walt Fonteyne	68	11	15	26	7
Wally Hoyer	57	11	12	23	24
Mark Hartman	74	5	17	20	56
Jim Morrison	59	5	15	20	46
Duane Rupp	64	2	14	16	18
Loopy Platt	65	5	7	12	124
Bob Blackburn	60	4	7	11	51
Byron Watson	61	1	9	10	109
Mike McMullan	12	1	3	4	10
Rick Kesse	3	1	2	3	0
Ren Snel	3	0	1	1	0
George Swarbrick	12	0	1	1	8
Les Binkley	27	0	1	1	0
Dane McCarum	14	0	0	0	16
Al Smith	46	0	0	0	20
Borje					4

GOALTENDING

PLAYERS (W-L-T)	GP	MP	GA	SO	GAA
Joe Daley (15-0)	5	525	26	0	2.90
Al Smith (5-20-8)	46	2455	126	2	3.03
Les Binkley (10-13-1)	27	1477	76	3	3.11
TOTALS (20-38-12)	76	4500	234	5	3.13

FINAL WEST DIVISION STANDINGS

TEAMS	GP	W	L	T	GF	GA	PTS
St. Louis	76	37	27	12	324	179	86
Pittsburgh	76	26	38	12	197	232	64
Minnesota	76	19	45	22	224	257	60
Oakland	76	22	40	14	181	243	58
Philadelphia	76	17	35	24	177	227	53
Los Angeles	76	14	52	10	169	290	38

GAME-BY-GAME RESULTS

DATE	W-L-T	SCORE	OPPONENT	DATE	W-L-T	SCORE	OPPONENT
10/10	W	1-0	ST. LOUIS	11/10	W	2-0	MINNAPOLIS
10/12	W	2-0	MINNAPOLIS	11/12	W	2-0	ST. LOUIS
10/14	W	1-0	PHILADELPHIA	11/14	W	1-0	PHILADELPHIA
10/16	W	1-0	LOS ANGELES	11/16	W	1-0	LOS ANGELES
10/18	W	1-0	PHILADELPHIA	11/18	W	1-0	PHILADELPHIA
10/20	W	1-0	LOS ANGELES	11/20	W	1-0	LOS ANGELES
10/22	W	1-0	PHILADELPHIA	11/22	W	1-0	PHILADELPHIA
10/24	W	1-0	LOS ANGELES	11/24	W	1-0	LOS ANGELES
10/26	W	1-0	PHILADELPHIA	11/26	W	1-0	PHILADELPHIA
10/28	W	1-0	LOS ANGELES	11/28	W	1-0	LOS ANGELES
10/30	W	1-0	PHILADELPHIA	11/30	W	1-0	PHILADELPHIA
10/31	W	1-0	LOS ANGELES	12/1	W	1-0	LOS ANGELES
11/2	W	1-0	PHILADELPHIA	12/2	W	1-0	PHILADELPHIA
11/4	W	1-0	LOS ANGELES	12/4	W	1-0	LOS ANGELES
11/6	W	1-0	PHILADELPHIA	12/6	W	1-0	PHILADELPHIA
11/8	W	1-0	LOS ANGELES	12/8	W	1-0	LOS ANGELES
11/10	W	1-0	PHILADELPHIA	12/10	W	1-0	PHILADELPHIA
11/12	W	1-0	LOS ANGELES	12/12	W	1-0	LOS ANGELES
11/14	W	1-0	PHILADELPHIA	12/14	W	1-0	PHILADELPHIA
11/16	W	1-0	LOS ANGELES	12/16	W	1-0	LOS ANGELES
11/18	W	1-0	PHILADELPHIA	12/18	W	1-0	PHILADELPHIA
11/20	W	1-0	LOS ANGELES	12/20	W	1-0	LOS ANGELES
11/22	W	1-0	PHILADELPHIA	12/22	W	1-0	PHILADELPHIA
11/24	W	1-0	LOS ANGELES	12/24	W	1-0	LOS ANGELES
11/26	W	1-0	PHILADELPHIA	12/26	W	1-0	PHILADELPHIA
11/28	W	1-0	LOS ANGELES	12/28	W	1-0	LOS ANGELES
11/30	W	1-0	PHILADELPHIA	12/30	W	1-0	PHILADELPHIA
12/2	W	1-0	LOS ANGELES	1/1	W	1-0	LOS ANGELES
12/4	W	1-0	PHILADELPHIA	1/3	W	1-0	PHILADELPHIA
12/6	W	1-0	LOS ANGELES	1/5	W	1-0	LOS ANGELES
12/8	W	1-0	PHILADELPHIA	1/7	W	1-0	PHILADELPHIA
12/10	W	1-0	LOS ANGELES	1/9	W	1-0	LOS ANGELES
12/12	W	1-0	PHILADELPHIA	1/11	W	1-0	PHILADELPHIA
12/14	W	1-0	LOS ANGELES	1/13	W	1-0	LOS ANGELES
12/16	W	1-0	PHILADELPHIA	1/15	W	1-0	PHILADELPHIA
12/18	W	1-0	LOS ANGELES	1/17	W	1-0	LOS ANGELES
12/20	W	1-0	PHILADELPHIA	1/19	W	1-0	PHILADELPHIA
12/22	W	1-0	LOS ANGELES	1/21	W	1-0	LOS ANGELES
12/24	W	1-0	PHILADELPHIA	1/23	W	1-0	PHILADELPHIA
12/26	W	1-0	LOS ANGELES	1/25	W	1-0	LOS ANGELES
12/28	W	1-0	PHILADELPHIA	1/27	W	1-0	PHILADELPHIA
12/30	W	1-0	LOS ANGELES	1/29	W	1-0	LOS ANGELES
1/1	W	1-0	PHILADELPHIA	1/31	W	1-0	PHILADELPHIA
1/3	W	1-0	LOS ANGELES	2/1	W	1-0	LOS ANGELES
1/5	W	1-0	PHILADELPHIA	2/3	W	1-0	PHILADELPHIA
1/7	W	1-0	LOS ANGELES	2/5	W	1-0	LOS ANGELES
1/9	W	1-0	PHILADELPHIA	2/7	W	1-0	PHILADELPHIA
1/11	W	1-0	LOS ANGELES	2/9	W	1-0	LOS ANGELES
1/13	W	1-0	PHILADELPHIA	2/11	W	1-0	PHILADELPHIA
1/15	W	1-0	LOS ANGELES	2/13	W	1-0	LOS ANGELES
1/17	W	1-0	PHILADELPHIA	2/15	W	1-0	PHILADELPHIA
1/19	W	1-0	LOS ANGELES	2/17	W	1-0	LOS ANGELES
1/21	W	1-0	PHILADELPHIA	2/19	W	1-0	PHILADELPHIA
1/23	W	1-0	LOS ANGELES	2/21	W	1-0	LOS ANGELES
1/25	W	1-0	PHILADELPHIA	2/23	W	1-0	PHILADELPHIA
1/27	W	1-0	LOS ANGELES	2/25	W	1-0	LOS ANGELES
1/29	W	1-0	PHILADELPHIA	2/27	W	1-0	PHILADELPHIA
1/31	W	1-0	LOS ANGELES	2/29	W	1-0	LOS ANGELES
2/2	W	1-0	PHILADELPHIA	2/31	W	1-0	PHILADELPHIA
2/4	W	1-0	LOS ANGELES	3/1	W	1-0	LOS ANGELES
2/6	W	1-0	PHILADELPHIA	3/3	W	1-0	PHILADELPHIA
2/8	W	1-0	LOS ANGELES	3/5	W	1-0	LOS ANGELES
2/10	W	1-0	PHILADELPHIA	3/7	W	1-0	PHILADELPHIA
2/12	W	1-0	LOS ANGELES	3/9	W	1-0	LOS ANGELES
2/14	W	1-0	PHILADELPHIA	3/11	W	1-0	PHILADELPHIA
2/16	W	1-0	LOS ANGELES	3/13	W	1-0	LOS ANGELES
2/18	W	1-0	PHILADELPHIA	3/15	W	1-0	PHILADELPHIA
2/20	W	1-0	LOS ANGELES	3/17	W	1-0	LOS ANGELES
2/22	W	1-0	PHILADELPHIA	3/19	W	1-0	PHILADELPHIA
2/24	W	1-0	LOS ANGELES	3/21	W	1-0	LOS ANGELES
2/26	W	1-0	PHILADELPHIA	3/23	W	1-0	PHILADELPHIA
2/28	W	1-0	LOS ANGELES	3/25	W	1-0	LOS ANGELES
2/30	W	1-0	PHILADELPHIA	3/27	W	1-0	PHILADELPHIA
3/1	W	1-0	LOS ANGELES	3/29	W	1-0	LOS ANGELES
3/3	W	1-0	PHILADELPHIA	3/31	W	1-0	PHILADELPHIA
3/5	W	1-0	LOS ANGELES	4/1	W	1-0	LOS ANGELES
3/7	W	1-0	PHILADELPHIA	4/3	W	1-0	PHILADELPHIA
3/9	W	1-0	LOS ANGELES	4/5	W	1-0	LOS ANGELES
3/11	W	1-0	PHILADELPHIA	4/7	W	1-0	PHILADELPHIA
3/13	W	1-0	LOS ANGELES	4/9	W	1-0	LOS ANGELES
3/15	W	1-0	PHILADELPHIA	4/11	W	1-0	PHILADELPHIA
3/17	W	1-0	LOS ANGELES	4/13	W	1-0	LOS ANGELES
3/19	W	1-0	PHILADELPHIA	4/15	W	1-0	PHILADELPHIA
3/21	W	1-0	LOS ANGELES	4/17	W	1-0	LOS ANGELES
3/23	W	1-0	PHILADELPHIA	4/19	W	1-0	PHILADELPHIA
3/25	W	1-0	LOS ANGELES	4/21	W	1-0	LOS ANGELES
3/27	W	1-0	PHILADELPHIA	4/23	W	1-0	PHILADELPHIA
3/29	W	1-0	LOS ANGELES	4/25	W	1-0	LOS ANGELES
3/31	W	1-0	PHILADELPHIA	4/27	W	1-0	PHILADELPHIA
4/1	W	1-0	LOS ANGELES	4/29	W	1-0	LOS ANGELES
4/3	W	1-0	PHILADELPHIA	4/31	W	1-0	PHILADELPHIA
4/5	W	1-0	LOS ANGELES	5/1	W	1-0	LOS ANGELES
4/7	W	1-0	PHILADELPHIA	5/3	W	1-0	PHILADELPHIA
4/9	W	1-0	LOS ANGELES	5/5	W	1-0	LOS ANGELES
4/11	W	1-0	PHILADELPHIA	5/7	W	1-0	PHILADELPHIA
4/13	W	1-0	LOS ANGELES	5/9	W	1-0	LOS ANGELES
4/15	W	1-0	PHILADELPHIA	5/11	W	1-0	PHILADELPHIA
4/17	W	1-0	LOS ANGELES	5/13	W	1-0	LOS ANGELES
4/19	W	1-0	PHILADELPHIA	5/15	W	1-0	PHILADELPHIA
4/21	W	1-0	LOS ANGELES	5/17	W	1-0	LOS ANGELES
4/23	W	1-0	PHILADELPHIA	5/19	W	1-0	PHILADELPHIA
4/25	W	1-0	LOS ANGELES	5/21	W	1-0	LOS ANGELES
4/27	W	1-0	PHILADELPHIA	5/23	W	1-0	PHILADELPHIA
4/29	W	1-0	LOS ANGELES	5/25	W	1-0	LOS ANGELES
4/31	W	1-0	PHILADELPHIA	5/27	W	1-0	PHILADELPHIA
5/1	W	1-0	LOS ANGELES	5/29	W	1-0	LOS ANGELES
5/3	W	1-0	PHILADELPHIA	5/31	W	1-0	PHILADELPHIA
5/5	W	1-0	LOS ANGELES	6/1	W	1-0	LOS ANGELES
5/7	W	1-0	PHILADELPHIA	6/3	W	1-0	PHILADELPHIA
5/9	W	1-0	LOS ANGELES	6/5	W	1-0	LOS ANGELES
5/11	W	1-0	PHILADELPHIA	6/7	W	1-0	PHILADELPHIA
5/13	W	1-0	LOS ANGELES	6/9	W	1-0	LOS ANGELES
5/15	W	1-0	PHILADELPHIA	6/11	W	1-0	PHILADELPHIA
5/17	W	1-0	LOS ANGELES	6/13	W	1-0	LOS ANGELES
5/19	W	1-0	PHILADELPHIA	6/15	W	1-0	PHILADELPHIA
5/21	W	1-0	LOS ANGELES	6/17	W	1-0	LOS ANGELES
5/23	W	1-0	PHILADELPHIA	6/19	W	1-0	PHILADELPHIA
5/25	W	1-0	LOS ANGELES	6/21	W	1-0	LOS ANGELES
5/27	W	1-0	PHILADELPHIA	6/23	W	1-0	PHILADELPHIA
5/29	W	1-0	LOS ANGELES	6/25	W	1-0	LOS ANGELES
5/31	W	1-0	PHILADELPHIA	6/27	W	1-0	PHILADELPHIA
6/1	W	1-0	LOS ANGELES	6/29	W	1-0	LOS ANGELES
6/3	W	1-0	PHILADELPHIA	6/31	W	1-0	PHILADELPHIA

1970-71 PENGUINS REVIEW

SEASON HIGHLIGHTS

- Penguins suffer through an 18-game (0-11-7) road winless streak from Oct. 25 through Jan. 14.
- Penguins reel off a seven-game home winning streak from Jan. 13 through Feb. 13.
- Greg Polis is named to the Western Division All-Star Team.
- Les Binkley records his 11th career shutout on Mar. 3, which is still a club record.
- Jean Pronovost scores five points (2G, 3A) on Mar. 24 vs. Detroit.
- Penguins set a team record with 18 home wins.
- Twenty ties is also a Penguins record.



RON SCHOCK

MAJOR TRADES

- July 26, 1971: Obtained Syd Apple and Stevie Kinnear from New York Rangers for Glen Sather.
- July 31, 1971: Obtained Jean Gauthier from Buffalo for Terry Bell.

FINAL STATISTICS

SCORING

PLAYERS	GP	G	A	PTS	PIM
Bryan Hirdick	76	16	32	48	133
Jean Pronovost	78	21	24	45	35
Andy Bathgate	76	19	29	44	34
Wally Boyer	68	11	30	41	30
Ron Schock	71	14	26	40	20
Dean Penick	69	21	17	38	18
Ken Scoville	50	15	19	34	8
Keith McClosky	69	21	12	33	24
Greg Polis	61	18	15	33	40
Stuie Rapp	69	3	18	21	34
Stuie McMillan	77	4	20	24	45
Bob Waymouth	74	4	22	26	30
Les Harrison	73	13	12	25	128
Syd Apple	31	4	16	20	19
Red Zare	37	8	5	13	21
Val Fontaine	70	4	9	13	0
Glen Sather	46	8	3	11	56
John Morrison	73	0	10	10	27
Bob Blackburn	34	4	1	9	54
Bryan Watson	43	7	6	6	19
John Stewart	15	2	1	3	9
Robert Burns	10	0	3	3	4
Yvon Labre	21	1	1	2	19
Frank Kesel	6	0	2	2	2
Shel Kannennessi	18	0	2	2	29
Steve Christwell	5	0	1	1	15
Lois Marshall	10	0	1	1	0
Paul Hodgson	2	0	0	0	0
Cam Newton	5	0	0	0	4
Les Binkley	35	0	0	0	0
Al Smith	47	0	0	0	41
Bench					6

GOALTENDING

PLAYERS (W-L-T)	GP	MP	GA	SO	GAA
Les Binkley (11-11-0)	31	1870	69	2	2.46
Al Smith (22-9)	45	2470	129	3	3.10
Cam Newton (1-3-1)	5	281	15	0	3.14
Shel Kannennessi (0-1-3)	2	57	7	0	7.36
TOTALS (21-37-20)	78	4680	240	5	3.07

FINAL WEST DIVISION STANDINGS

TEAMS	GP	W	L	T	GF	GA	PTS
CHI Cubs	76	40	20	9	217	184	107
DET Cougars	78	34	25	19	223	206	87
PHILADELPHIA Flyers	76	24	35	17	207	225	73
MONTREAL Canadiens	76	28	34	16	191	223	72
LOS ANGELES Kings	76	25	40	13	239	303	63
PITTSBURGH Penguins	78	21	37	20	221	249	62
CALIFORNIA Seals	76	20	53	5	199	370	45

GAME-BY-GAME RESULTS

DATE	W-L-T	SCORE	OPPONENT	DATE	W-L-T	SCORE	OPPONENT
10/10	W	1-0	MINNAPOLIS	11/10	W	1-0	MINNAPOLIS
10/12	W	2-0	MINNAPOLIS	11/12	W	1-0	MINNAPOLIS
10/14	W	2-0	MINNAPOLIS	11/14	W	1-0	MINNAPOLIS
10/16	W	2-0	MINNAPOLIS	11/16	W	1-0	MINNAPOLIS
10/18	W	2-0	MINNAPOLIS	11/18	W	1-0	MINNAPOLIS
10/20	W	2-0	MINNAPOLIS	11/20	W	1-0	MINNAPOLIS
10/22	W	2-0	MINNAPOLIS	11/22	W	1-0	MINNAPOLIS
10/24	W	2-0	MINNAPOLIS	11/24	W	1-0	MINNAPOLIS
10/26	W	2-0	MINNAPOLIS	11/26	W	1-0	MINNAPOLIS
10/28	W	2-0	MINNAPOLIS	11/28	W	1-0	MINNAPOLIS
10/30	W	2-0	MINNAPOLIS	11/30	W	1-0	MINNAPOLIS
10/31	W	2-0	MINNAPOLIS	12/1	W	1-0	MINNAPOLIS
11/2	W	2-0	MINNAPOLIS	12/2	W	1-0	MINNAPOLIS
11/4	W	2-0	MINNAPOLIS	12/4	W	1-0	MINNAPOLIS
11/6	W	2-0	MINNAPOLIS	12/6	W	1-0	MINNAPOLIS
11/8	W	2-0	MINNAPOLIS	12/8	W	1-0	MINNAPOLIS
11/10	W	2-0	MINNAPOLIS	12/10	W	1-0	MINNAPOLIS
11/12	W	2-0	MINNAPOLIS	12/12	W	1-0	MINNAPOLIS
11/14	W	2-0	MINNAPOLIS	12/14	W	1-0	MINNAPOLIS
11/16	W	2-0	MINNAPOLIS	12/16	W	1-0	MINNAPOLIS
11/18	W	2-0	MINNAPOLIS	12/18	W	1-0	MINNAPOLIS
11/20	W	2-0	MINNAPOLIS	12/20	W	1-0	MINNAPOLIS
11/22	W	2-0	MINNAPOLIS	12/22	W	1-0	MINNAPOLIS
11/24	W	2-0	MINNAPOLIS	12/24	W	1-0	MINNAPOLIS
11/26	W	2-0	MINNAPOLIS	12/26	W	1-0	MINNAPOLIS
11/28	W	2-0	MINNAPOLIS	12/28	W	1-0	MINNAPOLIS
11/30	W	2-0	MINNAPOLIS	12/30	W	1-0	MINNAPOLIS
12/2	W	2-0	MINNAPOLIS	1/1	W	1-0	MINNAPOLIS
12/4	W	2-0	MINNAPOLIS	1/3	W	1-0	MINNAPOLIS
12/6	W	2-0	MINNAPOLIS	1/5	W	1-0	MINNAPOLIS
12/8	W	2-0	MINNAPOLIS	1/7	W	1-0	MINNAPOLIS
12/10	W	2-0	MINNAPOLIS	1/9	W	1-0	MINNAPOLIS
12/12	W	2-0	MINNAPOLIS	1/11	W	1-0	MINNAPOLIS
12/14	W	2-0	MINNAPOLIS	1/13	W	1-0	MINNAPOLIS
12/16	W	2-0	MINNAPOLIS	1/15	W	1-0	MINNAPOLIS
12/18	W	2-0	MINNAPOLIS	1/17	W	1-0	MINNAPOLIS
12/20	W	2-0	MINNAPOLIS	1/19	W	1-0	MINNAPOLIS
12/22	W	2-0	MINNAPOLIS	1/21	W	1-0	MINNAPOLIS
12/24	W	2-0	MINNAPOLIS	1/23	W	1-0	MINNAPOLIS
12/26	W	2-0	MINNAPOLIS	1/25	W	1-0	MINNAPOLIS
12/28	W	2-0	MINNAPOLIS	1/27	W	1-0	MINNAPOLIS
12/30	W	2-0	MINNAPOLIS	1/29	W	1-0	MINNAPOLIS
1/1	W	2-0	MINNAPOLIS	1/31	W	1-0	MINNAPOLIS
1/3	W	2-0	MINNAPOLIS	2/1	W	1-0	MINNAPOLIS
1/5	W	2-0	MINNAPOLIS	2/3	W	1-0	MINNAPOLIS
1/7	W	2-0	MINNAPOLIS	2/5	W	1-0	MINNAPOLIS
1/9	W	2-0	MINNAPOLIS	2/7	W	1-0	MINNAPOLIS
1/11	W	2-0	MINNAPOLIS	2/9	W	1-0	MINNAPOLIS
1/13	W	2-0	MINNAPOLIS	2/11	W	1-0	MINNAPOLIS
1/15	W	2-0	MINNAPOLIS	2/13	W	1-0	MINNAPOLIS
1/17	W	2-0	MINNAPOLIS	2/15	W	1-0	MINNAPOLIS
1/19	W	2-0	MINNAPOLIS	2/17	W	1-0	MINNAPOLIS
1/21	W	2-0	MINNAPOLIS	2/19	W	1-0	MINNAPOLIS
1/23	W	2-0	MINNAPOLIS	2/21	W	1-0	MINNAPOLIS
1/25	W	2-0	MINNAPOLIS	2/23	W	1-0	MINNAPOLIS
1/27	W	2-0	MINNAPOLIS	2/25	W	1-0	MINNAPOLIS
1/29	W	2-0	MINNAPOLIS	2/27	W	1-0	MINNAPOLIS
1/31	W	2-0	MINNAPOLIS	2/29	W	1-0	MINNAPOLIS
2/2	W	2-0	MINNAPOLIS	2/31	W	1-0	MINNAPOLIS
2/4	W	2-0	MINNAPOLIS	3/1	W	1-0	MINNAPOLIS
2/6	W	2-0	MINNAPOLIS	3/3	W	1-0	MINNAPOLIS
2/8	W	2-0	MINNAPOLIS	3/5	W	1-0	MINNAPOLIS
2/10	W	2-0	MINNAPOLIS	3/7	W	1-0	MINNAPOLIS
2/12	W	2-0	MINNAPOLIS	3/9	W	1-0	MINNAPOLIS
2/14	W	2-0	MINNAPOLIS	3/11	W	1-0	MINNAPOLIS
2/16	W	2-0	MINNAPOLIS	3/13	W	1-0	MINNAPOLIS
2/18	W	2-0	MINNAPOLIS	3/15	W	1-0	MINNAPOLIS
2/20	W	2-0	MINNAPOLIS	3/17	W	1-0	MINNAPOLIS
2/22	W	2-0	MINNAPOLIS	3/19	W	1-0	MINNAPOLIS
2/24	W	2-0	MINNAPOLIS	3/21	W	1-0	MINNAPOLIS
2/26	W	2-0	MINNAPOLIS	3/23	W	1-0	MINNAPOLIS
2/28	W	2-0	MINNAPOLIS	3/25	W	1-0	MINNAPOLIS
2/30	W	2-0	MINNAPOLIS	3/27	W	1-0	MINNAPOLIS
3/1	W	2-0	MINNAPOLIS	3/29	W	1-0	MINNAPOLIS
3/3	W	2-0	MINNAPOLIS	3/31	W	1-0	MINNAPOLIS
3/5	W	2-0	MINNAPOLIS	4/1	W	1-0	MINNAPOLIS
3/7	W	2-0	MINNAPOLIS	4/3	W	1-0	MINNAPOLIS
3/9	W	2-0	MINNAPOLIS	4/5	W	1-0	MINNAPOLIS
3/11	W	2-0	MINNAPOLIS	4/7	W	1-0	MINNAPOLIS
3/13	W	2-0	MINNAPOLIS	4/9	W	1-0	MINNAPOLIS
3/15	W	2-0	MINNAPOLIS	4/11	W	1-0	MINNAPOLIS
3/17	W	2-0	MINNAPOLIS	4/13	W	1-0	MINNAPOLIS
3/19	W	2-0	MINNAPOLIS	4/15	W	1-0	MINNAPOLIS
3/21	W	2-0	MINNAPOLIS	4/17	W	1-0	MINNAPOLIS
3/23	W	2-0	MINNAPOLIS	4/19	W	1-0	MINNAPOLIS
3/25	W	2-0	MINNAPOLIS	4/21	W	1-0	MINNAPOLIS
3/27	W	2-0	MINNAPOLIS	4/23	W	1-0	MINNAPOLIS
3/29	W	2-0	MINNAPOLIS	4/25	W	1-0	MINNAPOLIS
3/31	W	2-0	MINNAPOLIS	4/27	W	1-0	MINNAPOLIS
4/2	W	2-0	MINNAPOLIS	4/29	W	1-0	MINNAPOLIS
4/4	W	2-0	MINNAPOLIS	4/31	W	1-0	MINNAPOLIS
4/6	W	2-0	MINNAPOLIS	5/1	W	1-0	MINNAPOLIS
4/8	W	2-0	MINNAPOLIS	5/3	W	1-0	MINNAPOLIS
4/10	W	2-0	MINNAPOLIS	5/5	W	1-0	MINNAPOLIS
4/12	W	2-0	MINNAPOLIS	5/7	W	1-0	MINNAPOLIS
4/14	W	2-0	MINNAPOLIS	5/9	W	1-0	MINNAPOLIS
4/16	W	2-0	MINNAPOLIS	5/11	W	1-0	MINNAPOLIS
4/18	W	2-0	MINNAPOLIS	5/13	W	1-0	MINNAPOLIS
4/20	W	2-0	MINNAPOLIS	5/15	W	1-0	MINNAPOLIS
4/22	W	2-0	MINNAPOLIS	5/17	W	1-0	MINNAPOLIS
4/24	W	2-0	MINNAPOLIS	5/19	W	1-0	MINNAPOLIS
4/26	W	2-0	MINNAPOLIS	5/21	W	1-0	MINNAPOLIS
4/28	W	2-0	MINNAPOLIS	5/23	W	1-0	MINNAPOLIS
4/30	W	2-0	MINNAPOLIS	5/25	W	1-0	MINNAPOLIS
5/2	W	2-0	MINNAPOLIS	5/27	W	1-0	MINNAPOLIS
5/4	W	2-0	MINNAPOLIS	5/29	W	1-0	MINNAPOLIS
5/6	W	2-0	MINNAPOLIS	5/31	W	1-0	MINNAPOLIS
5/8	W	2-0	MINNAPOLIS	6/1	W	1-0	MINNAPOLIS
5/10	W	2-0	MINNAPOLIS	6/3	W	1-0	MINNAPOLIS
5/12	W	2-0	MINNAPOLIS	6/5	W	1-0	MINNAPOLIS
5/14	W	2-0	MINNAPOLIS	6/7	W	1-0	MINNAPOLIS
5/16	W	2-0	MINNAPOLIS	6/9	W	1-0	MINNAPOLIS
5/18	W	2-0	MINNAPOLIS	6/11	W	1-0	MINNAPOLIS
5/20	W	2-0	MINNAPOLIS	6/13	W	1-0	MINNAPOLIS
5/22	W	2-0	MINNAPOLIS	6/15	W	1-0	MINNAPOLIS
5/24	W	2-0	MINNAPOLIS	6/17	W	1-0	MINNAPOLIS
5/26	W	2-0	MINNAPOLIS	6/19	W	1-0	MINNAPOLIS
5/28	W	2-0	MINNAPOLIS	6/21	W	1-0	MINNAPOLIS
5/30	W	2-0	MINNAPOLIS	6/23	W	1-0	MINNAPOLIS
5/31	W	2-0	MINNAPOLIS	6/25	W	1-0	MINNAPOLIS

1971-72 PENGUINS REVIEW

SEASON HIGHLIGHTS

- Thayer R. "Tad" Potter becomes General Partner and Chief Executive Officer of the Penguins.
- Red Kelly relinquishes general manager duties. Jack Riley is then named GM.
- Jim Rutherford posts a seven-game unbeaten streak from Mar. 14 through Apr. 2.
- Syl Apps leads the team in scoring with 15-44-59.
- Jean Pronovost and Greg Polis each score a club record 30 goals.
- Penguins qualify for the playoffs, but are swept by Chicago, 4-0.



SYL APPS

MAJOR TRADES

- June 8, 1971 - Clarence Kirse Hobson from Toronto to NHL Inter League Draft
- June 17, 1972 - Othello A. McDonough from Los Angeles for Bob Whytewich
- Mar. 4, 1972 - Othello A. McDonough from Buffalo for Steve Power.

FINAL STATISTICS

SCORING

PLAYERS	GP	G	A	PTS	PIM
Syl Apps	72	15	44	59	78
Jean Pronovost	18	10	23	33	17
Greg Polis	78	10	39	48	58
Ren Seaneck	77	17	29	46	22
Ken Schinkel	74	18	30	46	4
Bryan Hextall	78	20	24	44	124
Darryl Edestrand	77	10	23	33	54
Stahl Letter	78	14	17	31	14
Nick Harbaruk	78	13	17	29	46
Duane Rupp	34	4	18	22	34
Bryan Watson	75	3	12	20	27
Walt Fonteyne	62	6	12	19	0
Al McDonough	37	7	11	18	8
Dene Hobson	49	7	11	18	42
Steve Gardner	28	7	9	15	18
Edna Shook	17	5	9	14	7
Dave Burrows	77	7	10	19	48
Tom Hoston	44	2	3	11	46
John Stewart	25	7	8	10	24
Keith McCleary	33	4	4	9	24
Joe Nims	35	7	5	7	20
Shea Kumpkossler	54	2	4	6	47
Bob Whytewich	31	1	4	5	8
Bill Hicke	12	2	0	2	6
Shane McKenzie	5	1	1	2	4
Wally Bowser	1	0	1	1	0
Max Kessel	1	0	1	1	0
Ray Edwards	15	0	1	1	0
Robert Barrs	4	0	0	0	8
Les Binkley	31	0	0	0	2
Lee Richardson	10	0	0	0	16
Scott					0

GOALTENDING

PLAYERS (W-L-T)	GP	MP	GA	SO	GAA
Ray Edwards (2-5-4)	15	847	30	0	2.50
Jim Rutherford (17-15-5)	49	2760	116	1	3.22
Les Binkley (2-15-5)	31	1873	98	0	3.51
TOTAL (26-38-14)	78	4890	250	1	3.30

FINAL WEST DIVISION STANDINGS

TEAMS	GP	W	L	T	GP	GA	PTS
Chicago	78	46	17	15	258	169	117
Minnesota	78	37	29	12	217	191	86
St. Louis	78	29	39	11	208	247	67
Pittsburgh	78	26	34	14	220	208	68
Philadelphia	78	26	38	14	200	236	68
Columbus	78	21	39	18	216	298	62
Los Angeles	78	21	41	16	208	305	48

GAME-BY-GAME RESULTS

DATE	A	L	SCORE	OPPONENT	DATE	A	L	SCORE	OPPONENT
10/10	A	W	2-1	ST. LOUIS					
10/12	A	W	2-1	MINNAPOLIS					
10/14	A	W	2-1	PHILADELPHIA					
10/16	A	W	2-1	PHILADELPHIA					
10/18	A	W	2-1	PHILADELPHIA					
10/20	A	W	2-1	PHILADELPHIA					
10/22	A	W	2-1	PHILADELPHIA					
10/24	A	W	2-1	PHILADELPHIA					
10/26	A	W	2-1	PHILADELPHIA					
10/28	A	W	2-1	PHILADELPHIA					
10/30	A	W	2-1	PHILADELPHIA					
10/31	A	W	2-1	PHILADELPHIA					
11/2	A	W	2-1	PHILADELPHIA					
11/4	A	W	2-1	PHILADELPHIA					
11/6	A	W	2-1	PHILADELPHIA					
11/8	A	W	2-1	PHILADELPHIA					
11/10	A	W	2-1	PHILADELPHIA					
11/12	A	W	2-1	PHILADELPHIA					
11/14	A	W	2-1	PHILADELPHIA					
11/16	A	W	2-1	PHILADELPHIA					
11/18	A	W	2-1	PHILADELPHIA					
11/20	A	W	2-1	PHILADELPHIA					
11/22	A	W	2-1	PHILADELPHIA					
11/24	A	W	2-1	PHILADELPHIA					
11/26	A	W	2-1	PHILADELPHIA					
11/28	A	W	2-1	PHILADELPHIA					
11/30	A	W	2-1	PHILADELPHIA					
12/2	A	W	2-1	PHILADELPHIA					
12/4	A	W	2-1	PHILADELPHIA					
12/6	A	W	2-1	PHILADELPHIA					
12/8	A	W	2-1	PHILADELPHIA					
12/10	A	W	2-1	PHILADELPHIA					
12/12	A	W	2-1	PHILADELPHIA					
12/14	A	W	2-1	PHILADELPHIA					
12/16	A	W	2-1	PHILADELPHIA					
12/18	A	W	2-1	PHILADELPHIA					
12/20	A	W	2-1	PHILADELPHIA					
12/22	A	W	2-1	PHILADELPHIA					
12/24	A	W	2-1	PHILADELPHIA					
12/26	A	W	2-1	PHILADELPHIA					
12/28	A	W	2-1	PHILADELPHIA					
12/30	A	W	2-1	PHILADELPHIA					
1/1	A	W	2-1	PHILADELPHIA					
1/3	A	W	2-1	PHILADELPHIA					
1/5	A	W	2-1	PHILADELPHIA					
1/7	A	W	2-1	PHILADELPHIA					
1/9	A	W	2-1	PHILADELPHIA					
1/11	A	W	2-1	PHILADELPHIA					
1/13	A	W	2-1	PHILADELPHIA					
1/15	A	W	2-1	PHILADELPHIA					
1/17	A	W	2-1	PHILADELPHIA					
1/19	A	W	2-1	PHILADELPHIA					
1/21	A	W	2-1	PHILADELPHIA					
1/23	A	W	2-1	PHILADELPHIA					
1/25	A	W	2-1	PHILADELPHIA					
1/27	A	W	2-1	PHILADELPHIA					
1/29	A	W	2-1	PHILADELPHIA					
1/31	A	W	2-1	PHILADELPHIA					
2/2	A	W	2-1	PHILADELPHIA					
2/4	A	W	2-1	PHILADELPHIA					
2/6	A	W	2-1	PHILADELPHIA					
2/8	A	W	2-1	PHILADELPHIA					
2/10	A	W	2-1	PHILADELPHIA					
2/12	A	W	2-1	PHILADELPHIA					
2/14	A	W	2-1	PHILADELPHIA					
2/16	A	W	2-1	PHILADELPHIA					
2/18	A	W	2-1	PHILADELPHIA					
2/20	A	W	2-1	PHILADELPHIA					
2/22	A	W	2-1	PHILADELPHIA					
2/24	A	W	2-1	PHILADELPHIA					
2/26	A	W	2-1	PHILADELPHIA					
2/28	A	W	2-1	PHILADELPHIA					
2/30	A	W	2-1	PHILADELPHIA					
3/2	A	W	2-1	PHILADELPHIA					
3/4	A	W	2-1	PHILADELPHIA					
3/6	A	W	2-1	PHILADELPHIA					
3/8	A	W	2-1	PHILADELPHIA					
3/10	A	W	2-1	PHILADELPHIA					
3/12	A	W	2-1	PHILADELPHIA					
3/14	A	W	2-1	PHILADELPHIA					
3/16	A	W	2-1	PHILADELPHIA					
3/18	A	W	2-1	PHILADELPHIA					
3/20	A	W	2-1	PHILADELPHIA					
3/22	A	W	2-1	PHILADELPHIA					
3/24	A	W	2-1	PHILADELPHIA					
3/26	A	W	2-1	PHILADELPHIA					
3/28	A	W	2-1	PHILADELPHIA					
3/30	A	W	2-1	PHILADELPHIA					
3/31	A	W	2-1	PHILADELPHIA					

1972-73 PENGUINS REVIEW

SEASON HIGHLIGHTS

- A. McDonough records three hat tricks, Oct. 11 at St. Louis, Nov. 18 vs. Atlanta and Nov. 22 vs. St. Louis.
- Penguins set NHL records for the fastest five goals (2:07) and the fastest six goals (5:02) on Nov. 22 vs. St. Louis.
- Syl Apps records six points (3G, 3A) on Dec. 13 vs. New York Islanders.
- Ken Schinkel is named the third Penguins coach on Jan. 13, one day after retiring as a player.
- Greg Polis scores two goals in the All-Star Game at Madison Square Garden to win MVP honors.
- Penguins set club record with 73 points (32-37-9).
- Syl Apps sets club record with 85 points (29-56).
- Al McDonough sets club record with 35 goals.



DAVE BURROWS

MAJOR TRADES

Feb. 25, 1973 - Obtained Andy Brown from Detroit for a third round choice in the 1973 Amateur Draft and cash.

FINAL WEST DIVISION STANDINGS

TEAMS	GP	W	L	T	GF	GA	PTS
Chicago	78	49	27	4	284	229	115
Philadelphia	78	37	36	11	288	256	85
Minnesota	78	37	32	11	254	231	85
St. Louis	78	32	32	12	233	211	76
Pittsburgh	78	32	37	0	257	265	72
Los Angeles	78	31	35	11	232	245	73
Atlanta	78	25	38	15	191	249	65
California	78	16	49	16	213	373	48

FINAL STATISTICS SCORING

PLAYERS	GP	G	A	PTS	PIM
Syl Apps	77	29	58	85	18
A. McDonough	78	35	41	76	26
Lewie MacDonald	78	34	41	75	3
Bryan Maxwell	78	21	32	54	113
Greg Polis	78	28	23	43	36
Phil Schuck	78	13	29	41	23
Edie S. Shuck	77	25	20	45	64
Jean Pierre	68	21	27	43	16
Darryl Edstrand	78	15	24	39	83
Dave Semawa	78	3	24	27	42
Nick Hamilton	78	10	15	25	47
Ken Schinkel	42	11	10	21	16
Clare Rupp	78	7	13	20	62
Luck Lynch	47	1	18	19	30
Bryan Watson	69	1	17	18	79
Rick Keswell	66	1	13	14	0
Junior Guy Lagarde	31	1	5	6	32
Steve Giguere	70	2	2	4	2
Jim Shera	18	1	2	3	2
Robin Sims	26	0	2	2	20
Jim Welby	4	0	1	1	0
Cam Newton	17	0	1	1	2
Dennis Herrer	16	0	1	1	0
Sheldon Kaminogesser	3	0	0	0	0
Andy Brown	5	0	0	0	2
Ron Lalonde	11	0	0	0	2
Jim Rutherford	49	0	0	0	3
Bench					5

GOALTENDING

PLAYERS (W-L-T)	GP	MP	GA	SO	GAA
Jim Rutherford (22-23-1)	49	2660	129	3	2.91
Dennis Herrer (16-7-2)	16	967	50	2	3.41
Cam Newton (11-4-0)	11	533	35	3	3.94
Andy Brown (3-1-2)	9	329	21	0	4.73
TOTALS (32-37-9)	78	4660	250	8	3.46

GAME-BY-GAME RESULTS

DATE	W-L-T	SCORE	OPPONENT	DATE	W-L-T	SCORE	OPPONENT
10/10	A	1-0	ST. LOUIS	11/18	A	3-0	ATLANTA
10/11	A	3-0	ST. LOUIS	11/19	A	3-0	ST. LOUIS
10/12	A	2-0	ST. LOUIS	11/20	A	2-0	ST. LOUIS
10/13	A	1-0	ST. LOUIS	11/21	A	2-0	ST. LOUIS
10/14	A	1-0	ST. LOUIS	11/22	A	5-0	ST. LOUIS
10/15	A	1-0	ST. LOUIS	11/23	A	2-0	ST. LOUIS
10/16	A	1-0	ST. LOUIS	11/24	A	2-0	ST. LOUIS
10/17	A	1-0	ST. LOUIS	11/25	A	2-0	ST. LOUIS
10/18	A	1-0	ST. LOUIS	11/26	A	2-0	ST. LOUIS
10/19	A	1-0	ST. LOUIS	11/27	A	2-0	ST. LOUIS
10/20	A	1-0	ST. LOUIS	11/28	A	2-0	ST. LOUIS
10/21	A	1-0	ST. LOUIS	11/29	A	2-0	ST. LOUIS
10/22	A	1-0	ST. LOUIS	11/30	A	2-0	ST. LOUIS
10/23	A	1-0	ST. LOUIS	12/1	A	2-0	ST. LOUIS
10/24	A	1-0	ST. LOUIS	12/2	A	2-0	ST. LOUIS
10/25	A	1-0	ST. LOUIS	12/3	A	2-0	ST. LOUIS
10/26	A	1-0	ST. LOUIS	12/4	A	2-0	ST. LOUIS
10/27	A	1-0	ST. LOUIS	12/5	A	2-0	ST. LOUIS
10/28	A	1-0	ST. LOUIS	12/6	A	2-0	ST. LOUIS
10/29	A	1-0	ST. LOUIS	12/7	A	2-0	ST. LOUIS
10/30	A	1-0	ST. LOUIS	12/8	A	2-0	ST. LOUIS
10/31	A	1-0	ST. LOUIS	12/9	A	2-0	ST. LOUIS
11/1	A	1-0	ST. LOUIS	12/10	A	2-0	ST. LOUIS
11/2	A	1-0	ST. LOUIS	12/11	A	2-0	ST. LOUIS
11/3	A	1-0	ST. LOUIS	12/12	A	2-0	ST. LOUIS
11/4	A	1-0	ST. LOUIS	12/13	A	2-0	ST. LOUIS
11/5	A	1-0	ST. LOUIS	12/14	A	2-0	ST. LOUIS
11/6	A	1-0	ST. LOUIS	12/15	A	2-0	ST. LOUIS
11/7	A	1-0	ST. LOUIS	12/16	A	2-0	ST. LOUIS
11/8	A	1-0	ST. LOUIS	12/17	A	2-0	ST. LOUIS
11/9	A	1-0	ST. LOUIS	12/18	A	2-0	ST. LOUIS
11/10	A	1-0	ST. LOUIS	12/19	A	2-0	ST. LOUIS
11/11	A	1-0	ST. LOUIS	12/20	A	2-0	ST. LOUIS
11/12	A	1-0	ST. LOUIS	12/21	A	2-0	ST. LOUIS
11/13	A	1-0	ST. LOUIS	12/22	A	2-0	ST. LOUIS
11/14	A	1-0	ST. LOUIS	12/23	A	2-0	ST. LOUIS
11/15	A	1-0	ST. LOUIS	12/24	A	2-0	ST. LOUIS
11/16	A	1-0	ST. LOUIS	12/25	A	2-0	ST. LOUIS
11/17	A	1-0	ST. LOUIS	12/26	A	2-0	ST. LOUIS
11/18	A	1-0	ST. LOUIS	12/27	A	2-0	ST. LOUIS
11/19	A	1-0	ST. LOUIS	12/28	A	2-0	ST. LOUIS
11/20	A	1-0	ST. LOUIS	12/29	A	2-0	ST. LOUIS
11/21	A	1-0	ST. LOUIS	12/30	A	2-0	ST. LOUIS
11/22	A	1-0	ST. LOUIS	12/31	A	2-0	ST. LOUIS
11/23	A	1-0	ST. LOUIS				

1973-74 PENGUINS REVIEW

SEASON HIGHLIGHTS

- Marc Boileau replaces Ken Schinke as head coach on Feb. 6, compiling a 14-10-4 record.
- Jean Pronovost scores a goal in seven consecutive games from Feb. 27 through Mar. 10.
- The "Century Line" of Syl Apps, Jean Pronovost and Lowell McDonald combines for 107 goals, the second highest-scoring line in the NHL.
- Apps finishes seventh in the league scoring race with 24 goals and 61 assists for 85 points
- McDonald finishes ninth in league scoring with 82 points (43-39).
- McDonald's 43 goals sets a Penguin record.



LOWELL MacDONALD

MAJOR TRADES

- Oct. 30, 1973 - Obtained Nick Severy from Boston for Darryl Edlund
- Jan. 4, 1974 - Obtained Clark Amason and Ken Paradise from Atlanta for Al MacDonough
- Jan. 17, 1974 - Obtained Ken Stankovic from Detroit for Jim Hoffert and Jack Lynch
- Jan. 17, 1974 - Obtained Bob Kelly, Al DeMarco and Steve Duchane from New York Rangers for Greg Polz, Bryan Watson and a second round draft choice in the 1974 Amateur Draft

FINAL STATISTICS

SCORING

PLAYERS	GP	G	A	PTS	PIM
Syl Apps	76	24	61	85	37
Lowell McDonald	76	43	39	82	14
Jean Pronovost	77	40	39	79	22
Ken Schock	77	14	29	43	27
A. McInerney	47	14	27	40	12
Her Stankovic	69	1	29	30	66
Bob Kelly	67	10	18	28	123
Chuck Amason	74	20	17	37	17
Al DeMarco	57	10	21	31	15
Greg Polz	41	14	14	27	37
Ken LeGrande	73	10	17	27	14
Steve Durbano	60	8	19	27	244
Wayne Branch	69	12	13	25	38
Ben G. Larsen	59	9	10	19	37
Bob McMinnis	47	8	14	19	18
Steve Burrows	71	3	14	17	30
Ted Greb	55	4	12	16	8
Nick Besicovich	67	2	14	16	31
Biz Ho Stoughton	34	5	6	11	4
Rob Paradise	56	2	8	10	57
Bryan Hoatac	37	2	7	9	39
Jean Guy Lapointe	31	2	6	8	14
Jack Lynch	17	0	7	7	21
Bryan Watson	36	1	4	5	137
Yvon Labre	16	1	2	3	12
Larry Bignone	22	0	3	3	2
Jim Wilby	22	0	3	3	2
Ron Jones	26	0	3	3	16
Jim Rutherford	26	0	1	1	2
Darryl Edlund	3	0	0	0	0
Harv Novak	13	0	0	0	11
Dean Hurst	5	0	0	0	0
Gary Inness	23	0	0	0	7
Andy Brown	36	0	0	0	62
Bench					10

FINAL WEST DIVISION STANDINGS

TEAMS	GP	W	L	T	GF	GA	PTS
Philadelphia	78	50	16	12	275	164	112
Chicago	78	41	14	23	272	164	85
Los Angeles	78	33	33	12	235	231	78
Atlanta	78	32	34	14	214	238	74
Pittsburgh	78	26	41	9	242	273	65
St. Louis	78	26	40	12	206	248	64
Minnesota	78	23	38	17	235	271	63
California	78	15	55	10	195	342	36

GAME-BY-GAME RESULTS

DATE	W-L-T	SCORE	OPPONENT	DATE	W-L-T	SCORE	OPPONENT
10/10	W	3-1	ST. LOUIS	12/10	W	2-1	MINNAPOLIS
10/12	W	4-1	MINNAPOLIS	12/12	W	2-1	MINNAPOLIS
10/14	W	2-1	MINNAPOLIS	12/14	W	2-1	MINNAPOLIS
10/16	W	2-1	MINNAPOLIS	12/16	W	2-1	MINNAPOLIS
10/18	W	2-1	MINNAPOLIS	12/18	W	2-1	MINNAPOLIS
10/20	W	2-1	MINNAPOLIS	12/20	W	2-1	MINNAPOLIS
10/22	W	2-1	MINNAPOLIS	12/22	W	2-1	MINNAPOLIS
10/24	W	2-1	MINNAPOLIS	12/24	W	2-1	MINNAPOLIS
10/26	W	2-1	MINNAPOLIS	12/26	W	2-1	MINNAPOLIS
10/28	W	2-1	MINNAPOLIS	12/28	W	2-1	MINNAPOLIS
10/30	W	2-1	MINNAPOLIS	12/30	W	2-1	MINNAPOLIS
10/31	W	2-1	MINNAPOLIS	1/1	W	2-1	MINNAPOLIS
11/2	W	2-1	MINNAPOLIS	1/3	W	2-1	MINNAPOLIS
11/4	W	2-1	MINNAPOLIS	1/5	W	2-1	MINNAPOLIS
11/6	W	2-1	MINNAPOLIS	1/7	W	2-1	MINNAPOLIS
11/8	W	2-1	MINNAPOLIS	1/9	W	2-1	MINNAPOLIS
11/10	W	2-1	MINNAPOLIS	1/11	W	2-1	MINNAPOLIS
11/12	W	2-1	MINNAPOLIS	1/13	W	2-1	MINNAPOLIS
11/14	W	2-1	MINNAPOLIS	1/15	W	2-1	MINNAPOLIS
11/16	W	2-1	MINNAPOLIS	1/17	W	2-1	MINNAPOLIS
11/18	W	2-1	MINNAPOLIS	1/19	W	2-1	MINNAPOLIS
11/20	W	2-1	MINNAPOLIS	1/21	W	2-1	MINNAPOLIS
11/22	W	2-1	MINNAPOLIS	1/23	W	2-1	MINNAPOLIS
11/24	W	2-1	MINNAPOLIS	1/25	W	2-1	MINNAPOLIS
11/26	W	2-1	MINNAPOLIS	1/27	W	2-1	MINNAPOLIS
11/28	W	2-1	MINNAPOLIS	1/29	W	2-1	MINNAPOLIS
11/30	W	2-1	MINNAPOLIS	1/31	W	2-1	MINNAPOLIS
12/1	W	2-1	MINNAPOLIS	2/1	W	2-1	MINNAPOLIS
12/3	W	2-1	MINNAPOLIS	2/3	W	2-1	MINNAPOLIS
12/5	W	2-1	MINNAPOLIS	2/5	W	2-1	MINNAPOLIS
12/7	W	2-1	MINNAPOLIS	2/7	W	2-1	MINNAPOLIS
12/9	W	2-1	MINNAPOLIS	2/9	W	2-1	MINNAPOLIS
12/11	W	2-1	MINNAPOLIS	2/11	W	2-1	MINNAPOLIS
12/13	W	2-1	MINNAPOLIS	2/13	W	2-1	MINNAPOLIS
12/15	W	2-1	MINNAPOLIS	2/15	W	2-1	MINNAPOLIS
12/17	W	2-1	MINNAPOLIS	2/17	W	2-1	MINNAPOLIS
12/19	W	2-1	MINNAPOLIS	2/19	W	2-1	MINNAPOLIS
12/21	W	2-1	MINNAPOLIS	2/21	W	2-1	MINNAPOLIS
12/23	W	2-1	MINNAPOLIS	2/23	W	2-1	MINNAPOLIS
12/25	W	2-1	MINNAPOLIS	2/25	W	2-1	MINNAPOLIS
12/27	W	2-1	MINNAPOLIS	2/27	W	2-1	MINNAPOLIS
12/29	W	2-1	MINNAPOLIS	2/29	W	2-1	MINNAPOLIS
12/31	W	2-1	MINNAPOLIS	3/1	W	2-1	MINNAPOLIS
1/2	W	2-1	MINNAPOLIS	3/3	W	2-1	MINNAPOLIS
1/4	W	2-1	MINNAPOLIS	3/5	W	2-1	MINNAPOLIS
1/6	W	2-1	MINNAPOLIS	3/7	W	2-1	MINNAPOLIS
1/8	W	2-1	MINNAPOLIS	3/9	W	2-1	MINNAPOLIS
1/10	W	2-1	MINNAPOLIS	3/11	W	2-1	MINNAPOLIS
1/12	W	2-1	MINNAPOLIS	3/13	W	2-1	MINNAPOLIS
1/14	W	2-1	MINNAPOLIS	3/15	W	2-1	MINNAPOLIS
1/16	W	2-1	MINNAPOLIS	3/17	W	2-1	MINNAPOLIS
1/18	W	2-1	MINNAPOLIS	3/19	W	2-1	MINNAPOLIS
1/20	W	2-1	MINNAPOLIS	3/21	W	2-1	MINNAPOLIS
1/22	W	2-1	MINNAPOLIS	3/23	W	2-1	MINNAPOLIS
1/24	W	2-1	MINNAPOLIS	3/25	W	2-1	MINNAPOLIS
1/26	W	2-1	MINNAPOLIS	3/27	W	2-1	MINNAPOLIS
1/28	W	2-1	MINNAPOLIS	3/29	W	2-1	MINNAPOLIS
1/30	W	2-1	MINNAPOLIS	3/31	W	2-1	MINNAPOLIS
2/1	W	2-1	MINNAPOLIS	4/1	W	2-1	MINNAPOLIS
2/3	W	2-1	MINNAPOLIS	4/3	W	2-1	MINNAPOLIS
2/5	W	2-1	MINNAPOLIS	4/5	W	2-1	MINNAPOLIS
2/7	W	2-1	MINNAPOLIS	4/7	W	2-1	MINNAPOLIS
2/9	W	2-1	MINNAPOLIS	4/9	W	2-1	MINNAPOLIS
2/11	W	2-1	MINNAPOLIS	4/11	W	2-1	MINNAPOLIS
2/13	W	2-1	MINNAPOLIS	4/13	W	2-1	MINNAPOLIS
2/15	W	2-1	MINNAPOLIS	4/15	W	2-1	MINNAPOLIS
2/17	W	2-1	MINNAPOLIS	4/17	W	2-1	MINNAPOLIS
2/19	W	2-1	MINNAPOLIS	4/19	W	2-1	MINNAPOLIS
2/21	W	2-1	MINNAPOLIS	4/21	W	2-1	MINNAPOLIS
2/23	W	2-1	MINNAPOLIS	4/23	W	2-1	MINNAPOLIS
2/25	W	2-1	MINNAPOLIS	4/25	W	2-1	MINNAPOLIS
2/27	W	2-1	MINNAPOLIS	4/27	W	2-1	MINNAPOLIS
2/29	W	2-1	MINNAPOLIS	4/29	W	2-1	MINNAPOLIS
3/1	W	2-1	MINNAPOLIS	5/1	W	2-1	MINNAPOLIS
3/3	W	2-1	MINNAPOLIS	5/3	W	2-1	MINNAPOLIS
3/5	W	2-1	MINNAPOLIS	5/5	W	2-1	MINNAPOLIS
3/7	W	2-1	MINNAPOLIS	5/7	W	2-1	MINNAPOLIS
3/9	W	2-1	MINNAPOLIS	5/9	W	2-1	MINNAPOLIS
3/11	W	2-1	MINNAPOLIS	5/11	W	2-1	MINNAPOLIS
3/13	W	2-1	MINNAPOLIS	5/13	W	2-1	MINNAPOLIS
3/15	W	2-1	MINNAPOLIS	5/15	W	2-1	MINNAPOLIS
3/17	W	2-1	MINNAPOLIS	5/17	W	2-1	MINNAPOLIS
3/19	W	2-1	MINNAPOLIS	5/19	W	2-1	MINNAPOLIS
3/21	W	2-1	MINNAPOLIS	5/21	W	2-1	MINNAPOLIS
3/23	W	2-1	MINNAPOLIS	5/23	W	2-1	MINNAPOLIS
3/25	W	2-1	MINNAPOLIS	5/25	W	2-1	MINNAPOLIS
3/27	W	2-1	MINNAPOLIS	5/27	W	2-1	MINNAPOLIS
3/29	W	2-1	MINNAPOLIS	5/29	W	2-1	MINNAPOLIS
3/31	W	2-1	MINNAPOLIS	5/31	W	2-1	MINNAPOLIS
4/1	W	2-1	MINNAPOLIS	6/1	W	2-1	MINNAPOLIS
4/3	W	2-1	MINNAPOLIS	6/3	W	2-1	MINNAPOLIS
4/5	W	2-1	MINNAPOLIS	6/5	W	2-1	MINNAPOLIS
4/7	W	2-1	MINNAPOLIS	6/7	W	2-1	MINNAPOLIS
4/9	W	2-1	MINNAPOLIS	6/9	W	2-1	MINNAPOLIS
4/11	W	2-1	MINNAPOLIS	6/11	W	2-1	MINNAPOLIS
4/13	W	2-1	MINNAPOLIS	6/13	W	2-1	MINNAPOLIS
4/15	W	2-1	MINNAPOLIS	6/15	W	2-1	MINNAPOLIS
4/17	W	2-1	MINNAPOLIS	6/17	W	2-1	MINNAPOLIS
4/19	W	2-1	MINNAPOLIS	6/19	W	2-1	MINNAPOLIS
4/21	W	2-1	MINNAPOLIS	6/21	W	2-1	MINNAPOLIS
4/23	W	2-1	MINNAPOLIS	6/23	W	2-1	MINNAPOLIS
4/25	W	2-1	MINNAPOLIS	6/25	W	2-1	MINNAPOLIS
4/27	W	2-1	MINNAPOLIS	6/27	W	2-1	MINNAPOLIS
4/29	W	2-1	MINNAPOLIS	6/29	W	2-1	MINNAPOLIS
5/1	W	2-1	MINNAPOLIS	6/31	W	2-1	MINNAPOLIS

GOALTENDING

PLAYERS (W-L-T)	GP	MP	GA	SO	GAA
Gary Inness (17-12-1)	60	1032	56	0	3.06
Jim Rutherford (17-12-4)	66	1432	82	0	3.44
Andy Brown (13-15-4)	36	1068	115	1	3.53
Darryl Edlund (11-4-2)	5	280	18	0	4.16
LOU LAMONTAGNA (1-0-0)	18	4080	171	1	5.10

1974-75 PENGUINS REVIEW

SEASON HIGHLIGHTS

- Penguins select Pierre Larouche in the first round of the 1974 Amateur Draft.
- Penguins play in Norris Division, Prince of Wales Conference, following NHL realignment.
- Syl Apps is named MVP of All-Star Game at Montreal Forum. He is joined on the Prince of Wales squad by teammates Pierre Larouche and Jean Pronovost.
- Pens record the 200th franchise victory with a 6-1 win over Chicago on Jan. 29 at the Civic Arena.
- Ron Stackhouse records six assists on Mar. 8 vs. Philadelphia.
- Pierre Larouche leads all NHL rookie scorers with 68 points (31-37).
- Penguins set club record for wins (37) and points (89) in a season.
- Penguins squander 3-0 lead in playoffs to New York Islanders. It is only the second time in NHL history a team has rallied from a 3-0 deficit.

MAJOR TRADES

- Sept. 13, 1974 - Obtain Red Bick Kerlan from Toronto for Brian Stoughton and a first round choice in the 1977 Amateur Draft.
- Nov. 4, 1974 - Obtain Red Barry Wilkins from Vancouver for Art DeMarco.
- Dec. 14, 1974 - Obtain Lew Morrison from Washington for Ron LaFrance.
- Jan. 10, 1975 - Obtain Michel Plasse from Kansas City for Jean Guy Lagace and Denis Herron.

FINAL STATISTICS

SCORING

PLAYERS	GP	G	A	PTS	PIM
Pete Schuck	40	23	63	86	36
Syl Apps	76	24	50	74	43
Jean Pronovost	28	43	32	75	37
Art MacFie	78	31	47	78	20
Pierre Larouche	79	31	37	68	52
Rock Kehos	75	32	31	63	22
Lewie MacDonell	71	27	33	60	24
Ron Stackhouse	72	15	46	61	52
Chuck Amadio	78	26	32	58	32
Bob Kelly	69	27	24	51	120
Burry Wilkins	58	5	29	34	97
Pete L'Amour	62	10	23	33	30
Clain Campbell	59	4	15	19	172
Bob Paradise	74	3	15	18	159
Dennis O'Shea	46	5	11	17	67
Dave Burrows	78	2	15	17	49
Lowie Morrison	70	7	9	16	10
Bob McManama	40	5	9	14	6
Nelson Demondel	31	5	3	9	11
Jean Guy Lagace	27	1	8	9	39
Kirby Prill	22	0	6	6	15
Art DeMarco	4	2	1	3	4
Ron LaFrance	24	0	3	3	0
Bob Stumpf	3	0	0	0	4
Michel Plasse	44	0	2	2	24
Guy Innes	57	0	2	2	2
Mario Fauriol	10	1	0	1	8
Steve Gurbano	1	0	1	1	10
Yves Bergeron	2	0	0	0	0
Wayne Blanchard	2	0	0	0	0
Denis Herron	3	0	0	0	0
Harvey Bennett	7	0	0	0	0
Red Johnson	12	0	0	0	6
Bench					14

GOALTING

PLAYERS (W-L-T)	GP	MP	GA	SO	GAA
Guy Innes (22-18-10)	57	3122	161	2	3.00
Michel Plasse (9-5-4)	20	1004	73	0	4.00
Bob Johnson (13-4-1)	12	476	40	0	5.04
Don S. Herron (1-1-0)	3	108	11	0	6.11
TOTALS (37-28-15)	60	4800	285	2	3.61

FINAL NORRIS DIVISION STANDINGS

TEAMS	GP	W	L	T	GF	GA	PTS
Montreal	80	47	14	19	274	225	113
Los Angeles	80	42	17	21	269	184	105
Pittsburgh	80	37	26	15	326	289	63
Detroit	80	23	45	12	259	335	58
Washington	80	8	67	5	181	448	21

GAME-BY-GAME RESULTS

DATE	W-L-T	SCORE	OPPONENT	DATE	W-L-T	SCORE	OPPONENT
10/10/74	A	1-0	WAS	10/10/74	A	1-0	DET
10/12/74	A	1-0	DET	10/12/74	A	1-0	WAS
10/14/74	A	1-0	DET	10/14/74	A	1-0	WAS
10/16/74	A	1-0	DET	10/16/74	A	1-0	WAS
10/18/74	A	1-0	DET	10/18/74	A	1-0	WAS
10/20/74	A	1-0	DET	10/20/74	A	1-0	WAS
10/22/74	A	1-0	DET	10/22/74	A	1-0	WAS
10/24/74	A	1-0	DET	10/24/74	A	1-0	WAS
10/26/74	A	1-0	DET	10/26/74	A	1-0	WAS
10/28/74	A	1-0	DET	10/28/74	A	1-0	WAS
10/30/74	A	1-0	DET	10/30/74	A	1-0	WAS
11/1/74	A	1-0	DET	11/1/74	A	1-0	WAS
11/3/74	A	1-0	DET	11/3/74	A	1-0	WAS
11/5/74	A	1-0	DET	11/5/74	A	1-0	WAS
11/7/74	A	1-0	DET	11/7/74	A	1-0	WAS
11/9/74	A	1-0	DET	11/9/74	A	1-0	WAS
11/11/74	A	1-0	DET	11/11/74	A	1-0	WAS
11/13/74	A	1-0	DET	11/13/74	A	1-0	WAS
11/15/74	A	1-0	DET	11/15/74	A	1-0	WAS
11/17/74	A	1-0	DET	11/17/74	A	1-0	WAS
11/19/74	A	1-0	DET	11/19/74	A	1-0	WAS
11/21/74	A	1-0	DET	11/21/74	A	1-0	WAS
11/23/74	A	1-0	DET	11/23/74	A	1-0	WAS
11/25/74	A	1-0	DET	11/25/74	A	1-0	WAS
11/27/74	A	1-0	DET	11/27/74	A	1-0	WAS
11/29/74	A	1-0	DET	11/29/74	A	1-0	WAS
12/1/74	A	1-0	DET	12/1/74	A	1-0	WAS
12/3/74	A	1-0	DET	12/3/74	A	1-0	WAS
12/5/74	A	1-0	DET	12/5/74	A	1-0	WAS
12/7/74	A	1-0	DET	12/7/74	A	1-0	WAS
12/9/74	A	1-0	DET	12/9/74	A	1-0	WAS
12/11/74	A	1-0	DET	12/11/74	A	1-0	WAS
12/13/74	A	1-0	DET	12/13/74	A	1-0	WAS
12/15/74	A	1-0	DET	12/15/74	A	1-0	WAS
12/17/74	A	1-0	DET	12/17/74	A	1-0	WAS
12/19/74	A	1-0	DET	12/19/74	A	1-0	WAS
12/21/74	A	1-0	DET	12/21/74	A	1-0	WAS
12/23/74	A	1-0	DET	12/23/74	A	1-0	WAS
12/25/74	A	1-0	DET	12/25/74	A	1-0	WAS
12/27/74	A	1-0	DET	12/27/74	A	1-0	WAS
12/29/74	A	1-0	DET	12/29/74	A	1-0	WAS
1/1/75	A	1-0	DET	1/1/75	A	1-0	WAS
1/3/75	A	1-0	DET	1/3/75	A	1-0	WAS
1/5/75	A	1-0	DET	1/5/75	A	1-0	WAS
1/7/75	A	1-0	DET	1/7/75	A	1-0	WAS
1/9/75	A	1-0	DET	1/9/75	A	1-0	WAS
1/11/75	A	1-0	DET	1/11/75	A	1-0	WAS
1/13/75	A	1-0	DET	1/13/75	A	1-0	WAS
1/15/75	A	1-0	DET	1/15/75	A	1-0	WAS
1/17/75	A	1-0	DET	1/17/75	A	1-0	WAS
1/19/75	A	1-0	DET	1/19/75	A	1-0	WAS
1/21/75	A	1-0	DET	1/21/75	A	1-0	WAS
1/23/75	A	1-0	DET	1/23/75	A	1-0	WAS
1/25/75	A	1-0	DET	1/25/75	A	1-0	WAS
1/27/75	A	1-0	DET	1/27/75	A	1-0	WAS
1/29/75	A	1-0	DET	1/29/75	A	1-0	WAS
1/31/75	A	1-0	DET	1/31/75	A	1-0	WAS

1975-76 PENGUINS REVIEW

SEASON HIGHLIGHTS

- Jean Pronovost scores a point in 16 consecutive games from Nov. 1 through Dec. 3.
- Penguins reel off an 11-game unbeaten streak (7-0-4) from Feb. 7 through Feb. 28.
- Penguins set club records with 339 goals for and 303 goals against.
- Pierre Larouche finishes fifth in the league scoring race with 53 goals and 58 assists for 111 points, a Penguins single-season record.
- Jean Pronovost finishes eighth (52-52-104) and Syd Apps finishes 10th (32-67-99) in league scoring, the first time three Penguins have finished in the top 10.



PIERRE LAROUCHE

MAJOR TRADES

- Dec. 14, 1975 - Obtained Stan G. Bortne from Washington for Harvey Bennett.
- Jan. 9, 1976 - Obtained Ed G. Galt, Simon Noel and a first round draft pick in the 1976 Amateur Draft from Kansas City Scouts for Steve Durand, Chuck Amason and a first round pick in 1976 Amateur Draft.
- Mar. 8, 1976 - Obtained Ed Van Ince and Bob Taylor from Philadelphia for Gary Inness and future considerations.

FINAL STATISTICS

SCORING

PLAYERS	GP	G	A	PTS	PIM
Pierre Larouche	76	53	58	111	35
Jean Pronovost	81	52	52	104	24
Syd Apps	81	32	67	99	24
Rick Kehoe	71	29	47	76	6
Lowell MacDonald	61	30	43	73	12
Don Stankovic	90	11	61	72	26
V. J. Haefliger	76	30	35	65	51
Max Sobock	40	18	44	62	28
Bob Kelly	77	26	30	56	131
Dave Brown	80	7	29	36	55
Barry Wilkes	75	0	27	27	100
Slav Gribanov	48	13	8	21	6
Steve Nudel	39	0	8	17	2
Colin Campbell	64	7	10	17	103
Gene's O'Char	54	5	12	17	10
Chuck Amason	30	7	3	10	14
Lee Morrison	78	4	5	9	8
Marv Faust	21	1	8	9	10
Steve Durand	32	0	8	8	181
Harvey Bennett	25	3	3	6	54
Wayne Branch	14	1	5	6	4
Ed Van Ince	12	0	5	5	16
Bob McManama	12	1	2	3	4
Ed Galt	3	1	1	2	0
Loupin Gosselin	7	0	2	2	9
Michel Plasse	56	0	2	2	18
Bob Taylor	2	0	0	0	0
Gene Luster	8	0	0	0	0
Bob Paradise	9	0	0	0	4
Gary Inness	23	0	0	0	2
Benno					14

GOALTENDING

PLAYERS (W-L-T)	GP	MP	GA	SO	GAA
Michel Plasse (24-19-10-55)	3056	178	2	3	4.5
Gary Inness (18-9-3)	23	1272	82	6	4.08
Gene Luster (14-0-0)	8	414	31	0	4.49
Bob Taylor (10-1-0)	2	78	7	0	5.28
TOTALS (35-33-12)	80	4800	299	2	3.79

FINAL NORRIS DIVISION STANDINGS

TEAMS	GP	W	L	T	GF	GA	PTS
Montreal	80	56	11	13	337	174	137
Los Angeles	82	38	32	9	263	265	85
Pittsburgh	82	35	33	12	319	351	82
Detroit	82	26	44	10	226	300	52
Washington	82	11	59	10	224	394	32

GAME-BY-GAME RESULTS

DATE	H/T	SCORE	OPPONENT	DATE	H/T	SCORE	OPPONENT
Oct. 11	A	1-1	ATLANTA	Oct. 11	A	1-1	ATLANTA
Oct. 12	A	1-1	ATLANTA	Oct. 12	A	1-1	ATLANTA
Oct. 13	A	1-1	ATLANTA	Oct. 13	A	1-1	ATLANTA
Oct. 14	A	1-1	ATLANTA	Oct. 14	A	1-1	ATLANTA
Oct. 15	A	1-1	ATLANTA	Oct. 15	A	1-1	ATLANTA
Oct. 16	A	1-1	ATLANTA	Oct. 16	A	1-1	ATLANTA
Oct. 17	A	1-1	ATLANTA	Oct. 17	A	1-1	ATLANTA
Oct. 18	A	1-1	ATLANTA	Oct. 18	A	1-1	ATLANTA
Oct. 19	A	1-1	ATLANTA	Oct. 19	A	1-1	ATLANTA
Oct. 20	A	1-1	ATLANTA	Oct. 20	A	1-1	ATLANTA
Oct. 21	A	1-1	ATLANTA	Oct. 21	A	1-1	ATLANTA
Oct. 22	A	1-1	ATLANTA	Oct. 22	A	1-1	ATLANTA
Oct. 23	A	1-1	ATLANTA	Oct. 23	A	1-1	ATLANTA
Oct. 24	A	1-1	ATLANTA	Oct. 24	A	1-1	ATLANTA
Oct. 25	A	1-1	ATLANTA	Oct. 25	A	1-1	ATLANTA
Oct. 26	A	1-1	ATLANTA	Oct. 26	A	1-1	ATLANTA
Oct. 27	A	1-1	ATLANTA	Oct. 27	A	1-1	ATLANTA
Oct. 28	A	1-1	ATLANTA	Oct. 28	A	1-1	ATLANTA
Oct. 29	A	1-1	ATLANTA	Oct. 29	A	1-1	ATLANTA
Oct. 30	A	1-1	ATLANTA	Oct. 30	A	1-1	ATLANTA
Oct. 31	A	1-1	ATLANTA	Oct. 31	A	1-1	ATLANTA
Nov. 1	A	1-1	ATLANTA	Nov. 1	A	1-1	ATLANTA
Nov. 2	A	1-1	ATLANTA	Nov. 2	A	1-1	ATLANTA
Nov. 3	A	1-1	ATLANTA	Nov. 3	A	1-1	ATLANTA
Nov. 4	A	1-1	ATLANTA	Nov. 4	A	1-1	ATLANTA
Nov. 5	A	1-1	ATLANTA	Nov. 5	A	1-1	ATLANTA
Nov. 6	A	1-1	ATLANTA	Nov. 6	A	1-1	ATLANTA
Nov. 7	A	1-1	ATLANTA	Nov. 7	A	1-1	ATLANTA
Nov. 8	A	1-1	ATLANTA	Nov. 8	A	1-1	ATLANTA
Nov. 9	A	1-1	ATLANTA	Nov. 9	A	1-1	ATLANTA
Nov. 10	A	1-1	ATLANTA	Nov. 10	A	1-1	ATLANTA
Nov. 11	A	1-1	ATLANTA	Nov. 11	A	1-1	ATLANTA
Nov. 12	A	1-1	ATLANTA	Nov. 12	A	1-1	ATLANTA
Nov. 13	A	1-1	ATLANTA	Nov. 13	A	1-1	ATLANTA
Nov. 14	A	1-1	ATLANTA	Nov. 14	A	1-1	ATLANTA
Nov. 15	A	1-1	ATLANTA	Nov. 15	A	1-1	ATLANTA
Nov. 16	A	1-1	ATLANTA	Nov. 16	A	1-1	ATLANTA
Nov. 17	A	1-1	ATLANTA	Nov. 17	A	1-1	ATLANTA
Nov. 18	A	1-1	ATLANTA	Nov. 18	A	1-1	ATLANTA
Nov. 19	A	1-1	ATLANTA	Nov. 19	A	1-1	ATLANTA
Nov. 20	A	1-1	ATLANTA	Nov. 20	A	1-1	ATLANTA
Nov. 21	A	1-1	ATLANTA	Nov. 21	A	1-1	ATLANTA
Nov. 22	A	1-1	ATLANTA	Nov. 22	A	1-1	ATLANTA
Nov. 23	A	1-1	ATLANTA	Nov. 23	A	1-1	ATLANTA
Nov. 24	A	1-1	ATLANTA	Nov. 24	A	1-1	ATLANTA
Nov. 25	A	1-1	ATLANTA	Nov. 25	A	1-1	ATLANTA
Nov. 26	A	1-1	ATLANTA	Nov. 26	A	1-1	ATLANTA
Nov. 27	A	1-1	ATLANTA	Nov. 27	A	1-1	ATLANTA
Nov. 28	A	1-1	ATLANTA	Nov. 28	A	1-1	ATLANTA
Nov. 29	A	1-1	ATLANTA	Nov. 29	A	1-1	ATLANTA
Nov. 30	A	1-1	ATLANTA	Nov. 30	A	1-1	ATLANTA
Dec. 1	A	1-1	ATLANTA	Dec. 1	A	1-1	ATLANTA
Dec. 2	A	1-1	ATLANTA	Dec. 2	A	1-1	ATLANTA
Dec. 3	A	1-1	ATLANTA	Dec. 3	A	1-1	ATLANTA
Dec. 4	A	1-1	ATLANTA	Dec. 4	A	1-1	ATLANTA
Dec. 5	A	1-1	ATLANTA	Dec. 5	A	1-1	ATLANTA
Dec. 6	A	1-1	ATLANTA	Dec. 6	A	1-1	ATLANTA
Dec. 7	A	1-1	ATLANTA	Dec. 7	A	1-1	ATLANTA
Dec. 8	A	1-1	ATLANTA	Dec. 8	A	1-1	ATLANTA
Dec. 9	A	1-1	ATLANTA	Dec. 9	A	1-1	ATLANTA
Dec. 10	A	1-1	ATLANTA	Dec. 10	A	1-1	ATLANTA
Dec. 11	A	1-1	ATLANTA	Dec. 11	A	1-1	ATLANTA
Dec. 12	A	1-1	ATLANTA	Dec. 12	A	1-1	ATLANTA
Dec. 13	A	1-1	ATLANTA	Dec. 13	A	1-1	ATLANTA
Dec. 14	A	1-1	ATLANTA	Dec. 14	A	1-1	ATLANTA
Dec. 15	A	1-1	ATLANTA	Dec. 15	A	1-1	ATLANTA
Dec. 16	A	1-1	ATLANTA	Dec. 16	A	1-1	ATLANTA
Dec. 17	A	1-1	ATLANTA	Dec. 17	A	1-1	ATLANTA
Dec. 18	A	1-1	ATLANTA	Dec. 18	A	1-1	ATLANTA
Dec. 19	A	1-1	ATLANTA	Dec. 19	A	1-1	ATLANTA
Dec. 20	A	1-1	ATLANTA	Dec. 20	A	1-1	ATLANTA
Dec. 21	A	1-1	ATLANTA	Dec. 21	A	1-1	ATLANTA
Dec. 22	A	1-1	ATLANTA	Dec. 22	A	1-1	ATLANTA
Dec. 23	A	1-1	ATLANTA	Dec. 23	A	1-1	ATLANTA
Dec. 24	A	1-1	ATLANTA	Dec. 24	A	1-1	ATLANTA
Dec. 25	A	1-1	ATLANTA	Dec. 25	A	1-1	ATLANTA
Dec. 26	A	1-1	ATLANTA	Dec. 26	A	1-1	ATLANTA
Dec. 27	A	1-1	ATLANTA	Dec. 27	A	1-1	ATLANTA
Dec. 28	A	1-1	ATLANTA	Dec. 28	A	1-1	ATLANTA
Dec. 29	A	1-1	ATLANTA	Dec. 29	A	1-1	ATLANTA
Dec. 30	A	1-1	ATLANTA	Dec. 30	A	1-1	ATLANTA
Dec. 31	A	1-1	ATLANTA	Dec. 31	A	1-1	ATLANTA

1976-77 PENGUINS REVIEW

SEASON HIGHLIGHTS

- Pierre Larouche records his fourth career hat trick on Feb. 19 at Toronto in a 6-6 tie.
- Dunc Wilson and Denis Herron combine for 52 saves in a 7-3 loss to Atlanta on Mar. 15.
- Wayne Branchini and Atlanta's Guy Chouinard score goals four seconds apart on Mar. 15 to set an NHL record.
- Lost to Toronto in the preliminary round of the playoffs, two games to one.



DUNC WILSON

MAJOR TRADES

- Aug. 11, 1976 - Obtained Don Awrey from Montreal for a third round choice in the 1976 Amateur Draft and future considerations.
- Oct. 8, 1976 - Obtained Dunc Wilson from New York Rangers for cash and other considerations.
- Oct. 15, 1976 - Obtained Mike Corrigan from Los Angeles for a fifth round choice in the 1977 Amateur Draft.

FINAL STATISTICS

SCORING

PLAYERS	GP	G	A	PTS	PIM
Jean Pronovost	79	43	31	64	21
Ferre Larouche	66	29	34	63	14
Sy Aron	72	16	43	61	26
Hank Kehoe	80	36	27	57	10
Ray Scenic	85	17	32	45	10
Mike Corrigan	75	14	27	41	36
Ray Staddon	62	7	34	41	72
Greg Malone	66	18	19	37	42
Blair Chapman	62	14	23	37	16
Wayne Branchini	79	28	6	34	78
Bob Kelly	74	19	21	31	115
Dunc Wilson	46	6	18	23	37
Stan G. Wiersma	57	6	0	15	13
Vance Fabbert	47	2	11	13	32
Russ Anderson	66	2	11	13	31
Don Austey	79	1	12	13	40
Cory Blunns	69	3	6	9	29
Lex Morrison	76	2	1	3	0
Ed Van Impe	10	0	3	3	6
Lewell MacDonald	5	1	1	2	0
Vic Hachard	9	0	2	2	0
Tom Price	7	0	2	2	4
Denis Herron	34	0	1	1	4
Dunc Wilson	45	0	1	1	21
Vance Bergeron	1	0	0	0	0
Steve Lynn	3	0	0	0	2
George Axton	6	0	0	0	0
F.J. Gilbert	7	0	0	0	0
Bench					12

GOALKEEPING

PLAYERS (W-L-T)	GP	MP	GA	SO	GAA
Chris Herron (15-11-5)	34	1929	84	1	2.64
Dunc Wilson (18-19-8)	45	2627	120	1	2.95
George Laster (1-3-0)	6	253	26	0	6.17
TOTALS (34-33-13)	62	4809	252	6	3.15

FINAL NORRIS DIVISION

STANDINGS

TEAMS	GP	W	L	T	GF	GA	PTS
Montreal	80	40	34	12	367	171	132
Los Angeles	80	34	31	15	271	241	83
Pittsburgh	80	34	33	13	240	252	81
Washington	80	24	42	14	221	307	62
Detroit	80	16	55	9	183	309	41

GAME-BY-GAME RESULTS

DATE	W/L/T	SCORE	OPPONENT	DATE	W/L/T	SCORE	OPPONENT
10/10/76	W	1-0	WAS	10/10/76	W	1-0	WAS
10/12/76	W	2-0	PHI	10/12/76	W	2-0	PHI
10/14/76	W	2-0	PHI	10/14/76	W	2-0	PHI
10/16/76	W	2-0	PHI	10/16/76	W	2-0	PHI
10/18/76	W	2-0	PHI	10/18/76	W	2-0	PHI
10/20/76	W	2-0	PHI	10/20/76	W	2-0	PHI
10/22/76	W	2-0	PHI	10/22/76	W	2-0	PHI
10/24/76	W	2-0	PHI	10/24/76	W	2-0	PHI
10/26/76	W	2-0	PHI	10/26/76	W	2-0	PHI
10/28/76	W	2-0	PHI	10/28/76	W	2-0	PHI
10/30/76	W	2-0	PHI	10/30/76	W	2-0	PHI
11/1/76	W	2-0	PHI	11/1/76	W	2-0	PHI
11/3/76	W	2-0	PHI	11/3/76	W	2-0	PHI
11/5/76	W	2-0	PHI	11/5/76	W	2-0	PHI
11/7/76	W	2-0	PHI	11/7/76	W	2-0	PHI
11/9/76	W	2-0	PHI	11/9/76	W	2-0	PHI
11/11/76	W	2-0	PHI	11/11/76	W	2-0	PHI
11/13/76	W	2-0	PHI	11/13/76	W	2-0	PHI
11/15/76	W	2-0	PHI	11/15/76	W	2-0	PHI
11/17/76	W	2-0	PHI	11/17/76	W	2-0	PHI
11/19/76	W	2-0	PHI	11/19/76	W	2-0	PHI
11/21/76	W	2-0	PHI	11/21/76	W	2-0	PHI
11/23/76	W	2-0	PHI	11/23/76	W	2-0	PHI
11/25/76	W	2-0	PHI	11/25/76	W	2-0	PHI
11/27/76	W	2-0	PHI	11/27/76	W	2-0	PHI
11/29/76	W	2-0	PHI	11/29/76	W	2-0	PHI
12/1/76	W	2-0	PHI	12/1/76	W	2-0	PHI
12/3/76	W	2-0	PHI	12/3/76	W	2-0	PHI
12/5/76	W	2-0	PHI	12/5/76	W	2-0	PHI
12/7/76	W	2-0	PHI	12/7/76	W	2-0	PHI
12/9/76	W	2-0	PHI	12/9/76	W	2-0	PHI
12/11/76	W	2-0	PHI	12/11/76	W	2-0	PHI
12/13/76	W	2-0	PHI	12/13/76	W	2-0	PHI
12/15/76	W	2-0	PHI	12/15/76	W	2-0	PHI
12/17/76	W	2-0	PHI	12/17/76	W	2-0	PHI
12/19/76	W	2-0	PHI	12/19/76	W	2-0	PHI
12/21/76	W	2-0	PHI	12/21/76	W	2-0	PHI
12/23/76	W	2-0	PHI	12/23/76	W	2-0	PHI
12/25/76	W	2-0	PHI	12/25/76	W	2-0	PHI
12/27/76	W	2-0	PHI	12/27/76	W	2-0	PHI
12/29/76	W	2-0	PHI	12/29/76	W	2-0	PHI
1/1/77	W	2-0	PHI	1/1/77	W	2-0	PHI
1/3/77	W	2-0	PHI	1/3/77	W	2-0	PHI
1/5/77	W	2-0	PHI	1/5/77	W	2-0	PHI
1/7/77	W	2-0	PHI	1/7/77	W	2-0	PHI
1/9/77	W	2-0	PHI	1/9/77	W	2-0	PHI
1/11/77	W	2-0	PHI	1/11/77	W	2-0	PHI
1/13/77	W	2-0	PHI	1/13/77	W	2-0	PHI
1/15/77	W	2-0	PHI	1/15/77	W	2-0	PHI
1/17/77	W	2-0	PHI	1/17/77	W	2-0	PHI
1/19/77	W	2-0	PHI	1/19/77	W	2-0	PHI
1/21/77	W	2-0	PHI	1/21/77	W	2-0	PHI
1/23/77	W	2-0	PHI	1/23/77	W	2-0	PHI
1/25/77	W	2-0	PHI	1/25/77	W	2-0	PHI
1/27/77	W	2-0	PHI	1/27/77	W	2-0	PHI
1/29/77	W	2-0	PHI	1/29/77	W	2-0	PHI
1/31/77	W	2-0	PHI	1/31/77	W	2-0	PHI

1977-78 PENGUINS REVIEW

SEASON HIGHLIGHTS

- Johnny Wilson is named head coach on June 13.
- Pete Mahovlich scores a hat trick in his first game as a Penguin in a 6-4 win over Detroit on Nov. 30.
- Jean Pronovost scores goals in seven consecutive games from Jan. 2 through Jan. 14.
- Dave Schultz sets a Penguins record for penalty minutes in one season with 378.
- Edward J. DeBartolo takes control of the Penguins on April 5.



PETE MAHOVLICH

MAJOR TRADES

- Sept. 20, 1977 - Obtained Brian Spencer from Buffalo for Ron Schock.
- Oct. 1, 1977 - Obtained Bob Paradise from Washington for rights to Don Awley.
- Nov. 2, 1977 - Obtained Gene Carr, Dave Schultz and a fourth round choice in the 1978 Amateur Draft from Los Angeles for Ry Appels and Harland Monahan.
- Nov. 29, 1977 - Obtained Peter Ling and Pete Mahovlich from Montreal for Pierre Lacombe and the rights to Peter Marsh.
- Mar. 14, 1978 - Signed Derek Sanderson as a free agent.

FINAL STATISTICS

SCORING

PLAYERS	GP	G	A	PTS	PIM
Jean Pronovost	73	40	24	84	53
Pete Mahovlich	57	28	38	61	37
Greg Malone	78	18	43	61	60
Gene Carr	75	17	37	54	78
Rick Kehoe	70	29	21	40	10
Ben Chapman	75	24	20	44	37
Tom Edgar	58	5	36	43	18
Dave Schultz	66	9	26	34	378
Wayne Blunden	61	20	13	33	49
Brian Spencer	79	0	11	0	41
Mike Corrigan	25	8	12	20	10
Ron Staniowski	30	5	15	20	36
Gary Burrows	67	4	15	10	24
Peter Ling	60	5	13	18	10
Russ Anderson	74	2	16	18	150
Louis MacDonald	19	5	8	13	2
John Finch	20	7	5	12	19
Bob Paradise	64	2	10	12	53
Pierre Lacombe	20	6	5	11	0
John A. Oxenbarr	27	2	9	10	23
Cedric Gimpert	55	1	9	10	153
Tom Cassidy	28	3	4	7	15
Ry Appels	8	0	7	7	0
Jim Hamilton	28	2	4	6	7
Mario Fazio	18	0	6	6	11
Derek Sanderson	15	3	1	4	0
Jacques Chasselle	19	1	2	2	4
Harland Monahan	7	2	0	2	2
Law Morrison	6	0	2	2	0
Doug Wilson	21	0	1	1	0
Don's Horvat	60	0	1	1	6
Gene Hunsford	1	0	0	0	0
Karl Davis	1	0	0	0	0
Gordie Laxton	2	0	0	0	0
Tom Price	10	0	0	0	0
Blanch					14

GOALTENDING

PLAYERS (W-L-T)	GP	MP	GA	SO	GAA
Dennis Herron (20-25-15)	60	3034	210	0	3.67
Doug Wilson (15-11-3)	21	1180	95	0	4.83
Gordie Laxton (0-1-0)	2	73	3	0	7.40
Greg Redquest (3-0-3)	1	13	3	0	13.53
TOTALS (25-37-18)	80	4900	317	0	4.01

FINAL NORRIS DIVISION STANDINGS

TEAMS	GP	W	L	T	GF	GA	PTS
Montreal	80	53	10	11	359	163	129
Detroit	80	52	24	14	252	266	76
Los Angeles	80	31	34	15	243	245	77
Pittsburgh	80	25	37	18	234	321	68
Washington	81	17	48	14	195	321	48

GAME-BY-GAME RESULTS

DATE	W-L-T	SCORE	OPPONENT	DATE	W-L-T	SCORE	OPPONENT
Oct. 11	A	1-2	DETROIT	Oct. 11	A	1-2	WASHINGTON
Oct. 13	A	1-2	DETROIT	Oct. 13	A	1-2	DETROIT
Oct. 15	A	1-2	DETROIT	Oct. 15	A	1-2	DETROIT
Oct. 17	A	1-2	DETROIT	Oct. 17	A	1-2	DETROIT
Oct. 19	A	1-2	DETROIT	Oct. 19	A	1-2	DETROIT
Oct. 21	A	1-2	DETROIT	Oct. 21	A	1-2	DETROIT
Oct. 23	A	1-2	DETROIT	Oct. 23	A	1-2	DETROIT
Oct. 25	A	1-2	DETROIT	Oct. 25	A	1-2	DETROIT
Oct. 27	A	1-2	DETROIT	Oct. 27	A	1-2	DETROIT
Oct. 29	A	1-2	DETROIT	Oct. 29	A	1-2	DETROIT
Oct. 31	A	6-4	DETROIT	Oct. 31	A	6-4	DETROIT
Nov. 2	A	1-2	DETROIT	Nov. 2	A	1-2	DETROIT
Nov. 4	A	1-2	DETROIT	Nov. 4	A	1-2	DETROIT
Nov. 6	A	1-2	DETROIT	Nov. 6	A	1-2	DETROIT
Nov. 8	A	1-2	DETROIT	Nov. 8	A	1-2	DETROIT
Nov. 10	A	1-2	DETROIT	Nov. 10	A	1-2	DETROIT
Nov. 12	A	1-2	DETROIT	Nov. 12	A	1-2	DETROIT
Nov. 14	A	1-2	DETROIT	Nov. 14	A	1-2	DETROIT
Nov. 16	A	1-2	DETROIT	Nov. 16	A	1-2	DETROIT
Nov. 18	A	1-2	DETROIT	Nov. 18	A	1-2	DETROIT
Nov. 20	A	1-2	DETROIT	Nov. 20	A	1-2	DETROIT
Nov. 22	A	1-2	DETROIT	Nov. 22	A	1-2	DETROIT
Nov. 24	A	1-2	DETROIT	Nov. 24	A	1-2	DETROIT
Nov. 26	A	1-2	DETROIT	Nov. 26	A	1-2	DETROIT
Nov. 28	A	1-2	DETROIT	Nov. 28	A	1-2	DETROIT
Nov. 30	A	6-4	DETROIT	Nov. 30	A	6-4	DETROIT
Dec. 2	A	1-2	DETROIT	Dec. 2	A	1-2	DETROIT
Dec. 4	A	1-2	DETROIT	Dec. 4	A	1-2	DETROIT
Dec. 6	A	1-2	DETROIT	Dec. 6	A	1-2	DETROIT
Dec. 8	A	1-2	DETROIT	Dec. 8	A	1-2	DETROIT
Dec. 10	A	1-2	DETROIT	Dec. 10	A	1-2	DETROIT
Dec. 12	A	1-2	DETROIT	Dec. 12	A	1-2	DETROIT
Dec. 14	A	1-2	DETROIT	Dec. 14	A	1-2	DETROIT
Dec. 16	A	1-2	DETROIT	Dec. 16	A	1-2	DETROIT
Dec. 18	A	1-2	DETROIT	Dec. 18	A	1-2	DETROIT
Dec. 20	A	1-2	DETROIT	Dec. 20	A	1-2	DETROIT
Dec. 22	A	1-2	DETROIT	Dec. 22	A	1-2	DETROIT
Dec. 24	A	1-2	DETROIT	Dec. 24	A	1-2	DETROIT
Dec. 26	A	1-2	DETROIT	Dec. 26	A	1-2	DETROIT
Dec. 28	A	1-2	DETROIT	Dec. 28	A	1-2	DETROIT
Dec. 30	A	1-2	DETROIT	Dec. 30	A	1-2	DETROIT
Jan. 1	A	1-2	DETROIT	Jan. 1	A	1-2	DETROIT
Jan. 3	A	1-2	DETROIT	Jan. 3	A	1-2	DETROIT
Jan. 5	A	1-2	DETROIT	Jan. 5	A	1-2	DETROIT
Jan. 7	A	1-2	DETROIT	Jan. 7	A	1-2	DETROIT
Jan. 9	A	1-2	DETROIT	Jan. 9	A	1-2	DETROIT
Jan. 11	A	1-2	DETROIT	Jan. 11	A	1-2	DETROIT
Jan. 13	A	1-2	DETROIT	Jan. 13	A	1-2	DETROIT
Jan. 15	A	1-2	DETROIT	Jan. 15	A	1-2	DETROIT
Jan. 17	A	1-2	DETROIT	Jan. 17	A	1-2	DETROIT
Jan. 19	A	1-2	DETROIT	Jan. 19	A	1-2	DETROIT
Jan. 21	A	1-2	DETROIT	Jan. 21	A	1-2	DETROIT
Jan. 23	A	1-2	DETROIT	Jan. 23	A	1-2	DETROIT
Jan. 25	A	1-2	DETROIT	Jan. 25	A	1-2	DETROIT
Jan. 27	A	1-2	DETROIT	Jan. 27	A	1-2	DETROIT
Jan. 29	A	1-2	DETROIT	Jan. 29	A	1-2	DETROIT
Jan. 31	A	1-2	DETROIT	Jan. 31	A	1-2	DETROIT
Feb. 2	A	1-2	DETROIT	Feb. 2	A	1-2	DETROIT
Feb. 4	A	1-2	DETROIT	Feb. 4	A	1-2	DETROIT
Feb. 6	A	1-2	DETROIT	Feb. 6	A	1-2	DETROIT
Feb. 8	A	1-2	DETROIT	Feb. 8	A	1-2	DETROIT
Feb. 10	A	1-2	DETROIT	Feb. 10	A	1-2	DETROIT
Feb. 12	A	1-2	DETROIT	Feb. 12	A	1-2	DETROIT
Feb. 14	A	1-2	DETROIT	Feb. 14	A	1-2	DETROIT
Feb. 16	A	1-2	DETROIT	Feb. 16	A	1-2	DETROIT
Feb. 18	A	1-2	DETROIT	Feb. 18	A	1-2	DETROIT
Feb. 20	A	1-2	DETROIT	Feb. 20	A	1-2	DETROIT
Feb. 22	A	1-2	DETROIT	Feb. 22	A	1-2	DETROIT
Feb. 24	A	1-2	DETROIT	Feb. 24	A	1-2	DETROIT
Feb. 26	A	1-2	DETROIT	Feb. 26	A	1-2	DETROIT
Feb. 28	A	1-2	DETROIT	Feb. 28	A	1-2	DETROIT
Mar. 2	A	1-2	DETROIT	Mar. 2	A	1-2	DETROIT
Mar. 4	A	1-2	DETROIT	Mar. 4	A	1-2	DETROIT
Mar. 6	A	1-2	DETROIT	Mar. 6	A	1-2	DETROIT
Mar. 8	A	1-2	DETROIT	Mar. 8	A	1-2	DETROIT
Mar. 10	A	1-2	DETROIT	Mar. 10	A	1-2	DETROIT
Mar. 12	A	1-2	DETROIT	Mar. 12	A	1-2	DETROIT
Mar. 14	A	1-2	DETROIT	Mar. 14	A	1-2	DETROIT
Mar. 16	A	1-2	DETROIT	Mar. 16	A	1-2	DETROIT
Mar. 18	A	1-2	DETROIT	Mar. 18	A	1-2	DETROIT
Mar. 20	A	1-2	DETROIT	Mar. 20	A	1-2	DETROIT
Mar. 22	A	1-2	DETROIT	Mar. 22	A	1-2	DETROIT
Mar. 24	A	1-2	DETROIT	Mar. 24	A	1-2	DETROIT
Mar. 26	A	1-2	DETROIT	Mar. 26	A	1-2	DETROIT
Mar. 28	A	1-2	DETROIT	Mar. 28	A	1-2	DETROIT
Mar. 30	A	1-2	DETROIT	Mar. 30	A	1-2	DETROIT
Apr. 1	A	1-2	DETROIT	Apr. 1	A	1-2	DETROIT
Apr. 3	A	1-2	DETROIT	Apr. 3	A	1-2	DETROIT
Apr. 5	A	1-2	DETROIT	Apr. 5	A	1-2	DETROIT
Apr. 7	A	1-2	DETROIT	Apr. 7	A	1-2	DETROIT
Apr. 9	A	1-2	DETROIT	Apr. 9	A	1-2	DETROIT
Apr. 11	A	1-2	DETROIT	Apr. 11	A	1-2	DETROIT
Apr. 13	A	1-2	DETROIT	Apr. 13	A	1-2	DETROIT
Apr. 15	A	1-2	DETROIT	Apr. 15	A	1-2	DETROIT
Apr. 17	A	1-2	DETROIT	Apr. 17	A	1-2	DETROIT
Apr. 19	A	1-2	DETROIT	Apr. 19	A	1-2	DETROIT
Apr. 21	A	1-2	DETROIT	Apr. 21	A	1-2	DETROIT
Apr. 23	A	1-2	DETROIT	Apr. 23	A	1-2	DETROIT
Apr. 25	A	1-2	DETROIT	Apr. 25	A	1-2	DETROIT
Apr. 27	A	1-2	DETROIT	Apr. 27	A	1-2	DETROIT
Apr. 29	A	1-2	DETROIT	Apr. 29	A	1-2	DETROIT
Apr. 30	A	1-2	DETROIT	Apr. 30	A	1-2	DETROIT

1978-79 PENGUINS REVIEW

SEASON HIGHLIGHTS

- Montreal hands the Penguins a 12-0 loss on Feb. 22 to set a franchise mark for the greatest margin of defeat.
- Penguins reel off a seven-game unbeaten streak (5-0-2) from Mar. 13 through Mar. 27.
- Penguins set a season record with 34 road points (13 wins, 8 ties).
- George Ferguson scores in overtime to eliminate Buffalo in the preliminary round of the playoffs, two games to one.
- Boston sweeps Pittsburgh, 4-0 in the Quarterfinals.



RON STACKHOUSE

MAJOR TRADES

- June 13, 1978 - Obtained Randy Carlyle and George Ferguson from Toronto for Dave Burrows.
- June 14, 1978 - Obtained Tom Blazon, Greg Kunitz and Ross Lombardy from Philadelphia for a first round choice in the 1978 Amateur Draft.
- Sept. 8, 1978 - Obtained Greg Sheppard from Boston in a three-way deal with Pittsburgh sending Joe Prior west to Atlanta and Atlanta sending Don Redmond to Boston.
- Oct. 16, 1978 - Obtained Rod Smith from Montreal for a first round choice in the 1981 Amateur Draft.
- Feb. 6, 1979 - Obtained Gary McAdam from Buffalo for Dave Schultz.

FINAL STATISTICS

SCORING

PLAYERS	GP	G	A	PTS	PIM
Greg Malone	80	36	30	66	57
Greg Kunitz	79	18	45	33	84
Peter Lee	60	37	26	66	24
Peter Malachuk	60	14	38	32	39
George Ferguson	80	21	29	50	57
Randy Carlyle	70	13	34	47	78
Ross Lombardy	60	24	22	46	38
Rick Kehoe	57	27	18	45	2
Rod Smith	74	24	21	45	37
Ron Stackhouse	75	20	33	44	54
Greg Sheppard	60	15	27	37	9
Dave Tulloh	60	5	24	23	35
Tom Blazon	78	4	23	27	64
Gary McAdam	68	11	14	25	15
Conn Campion	65	2	13	15	37
Dick Chaparral	71	10	8	18	18
Russ Anderson	72	3	13	16	30
Wayne Buchanan	40	7	4	11	20
Jacques Chassette	38	7	2	9	16
Kim Cross	1	1	0	1	0
Bob Furdie	14	0	1	1	4
Gordon Laxton	1	0	0	0	0
Lee Hartman	2	0	0	0	0
Tom Price	2	0	0	0	1
Lois Hudson	2	0	0	0	0
Mike Messer	4	0	0	0	5
Brian Spencer	7	0	0	0	5
Greg Miller	28	0	0	0	0
Dick Hensen	56	0	2	2	16
Barth					18

GOALTENDING

PLAYERS (W-L-T)	GP	MP	GA	SO	GAA
Dave Hector (22-19-2)	50	3624	140	11	3.37
Greg Malone (14-11-1)	24	1632	86	2	3.57
Gordon Laxton (0-1-0)	1	60	8	0	8.00
TOTALS (36-31-13)	80	4620	279	2	3.49

FINAL NORRIS DIVISION STANDINGS

TEAMS	GP	W	L	T	GF	GA	PTS
Montreal	80	52	17	11	337	204	115
Pittsburgh	80	39	31	13	231	279	85
Los Angeles	80	31	34	12	210	298	80
Washington	80	24	41	15	273	358	63
Detroit	80	23	47	16	252	285	60

GAME-BY-GAME RESULTS

DATE	W-L-T	SCORE	OPPONENT	DATE	W-L-T	SCORE	OPPONENT
10/10	A	1-2	PHILADELPHIA	11/15	A	1-2	PHILADELPHIA
10/12	A	1-2	PHILADELPHIA	11/17	A	1-2	PHILADELPHIA
10/14	A	1-2	PHILADELPHIA	11/19	A	1-2	PHILADELPHIA
10/16	A	1-2	PHILADELPHIA	11/21	A	1-2	PHILADELPHIA
10/18	A	1-2	PHILADELPHIA	11/23	A	1-2	PHILADELPHIA
10/20	A	1-2	PHILADELPHIA	11/25	A	1-2	PHILADELPHIA
10/22	A	1-2	PHILADELPHIA	11/27	A	1-2	PHILADELPHIA
10/24	A	1-2	PHILADELPHIA	11/29	A	1-2	PHILADELPHIA
10/26	A	1-2	PHILADELPHIA	12/1	A	1-2	PHILADELPHIA
10/28	A	1-2	PHILADELPHIA	12/3	A	1-2	PHILADELPHIA
10/30	A	1-2	PHILADELPHIA	12/5	A	1-2	PHILADELPHIA
10/31	A	1-2	PHILADELPHIA	12/7	A	1-2	PHILADELPHIA
11/2	A	1-2	PHILADELPHIA	12/9	A	1-2	PHILADELPHIA
11/4	A	1-2	PHILADELPHIA	12/11	A	1-2	PHILADELPHIA
11/6	A	1-2	PHILADELPHIA	12/13	A	1-2	PHILADELPHIA
11/8	A	1-2	PHILADELPHIA	12/15	A	1-2	PHILADELPHIA
11/10	A	1-2	PHILADELPHIA	12/17	A	1-2	PHILADELPHIA
11/12	A	1-2	PHILADELPHIA	12/19	A	1-2	PHILADELPHIA
11/14	A	1-2	PHILADELPHIA	12/21	A	1-2	PHILADELPHIA
11/16	A	1-2	PHILADELPHIA	12/23	A	1-2	PHILADELPHIA
11/18	A	1-2	PHILADELPHIA	12/25	A	1-2	PHILADELPHIA
11/20	A	1-2	PHILADELPHIA	12/27	A	1-2	PHILADELPHIA
11/22	A	1-2	PHILADELPHIA	12/29	A	1-2	PHILADELPHIA
11/24	A	1-2	PHILADELPHIA	12/31	A	1-2	PHILADELPHIA
11/26	A	1-2	PHILADELPHIA	1/2	A	1-2	PHILADELPHIA
11/28	A	1-2	PHILADELPHIA	1/4	A	1-2	PHILADELPHIA
11/30	A	1-2	PHILADELPHIA	1/6	A	1-2	PHILADELPHIA
12/2	A	1-2	PHILADELPHIA	1/8	A	1-2	PHILADELPHIA
12/4	A	1-2	PHILADELPHIA	1/10	A	1-2	PHILADELPHIA
12/6	A	1-2	PHILADELPHIA	1/12	A	1-2	PHILADELPHIA
12/8	A	1-2	PHILADELPHIA	1/14	A	1-2	PHILADELPHIA
12/10	A	1-2	PHILADELPHIA	1/16	A	1-2	PHILADELPHIA
12/12	A	1-2	PHILADELPHIA	1/18	A	1-2	PHILADELPHIA
12/14	A	1-2	PHILADELPHIA	1/20	A	1-2	PHILADELPHIA
12/16	A	1-2	PHILADELPHIA	1/22	A	1-2	PHILADELPHIA
12/18	A	1-2	PHILADELPHIA	1/24	A	1-2	PHILADELPHIA
12/20	A	1-2	PHILADELPHIA	1/26	A	1-2	PHILADELPHIA
12/22	A	1-2	PHILADELPHIA	1/28	A	1-2	PHILADELPHIA
12/24	A	1-2	PHILADELPHIA	1/30	A	1-2	PHILADELPHIA
12/26	A	1-2	PHILADELPHIA	2/1	A	1-2	PHILADELPHIA
12/28	A	1-2	PHILADELPHIA	2/3	A	1-2	PHILADELPHIA
12/30	A	1-2	PHILADELPHIA	2/5	A	1-2	PHILADELPHIA
1/1	A	1-2	PHILADELPHIA	2/7	A	1-2	PHILADELPHIA
1/3	A	1-2	PHILADELPHIA	2/9	A	1-2	PHILADELPHIA
1/5	A	1-2	PHILADELPHIA	2/11	A	1-2	PHILADELPHIA
1/7	A	1-2	PHILADELPHIA	2/13	A	1-2	PHILADELPHIA
1/9	A	1-2	PHILADELPHIA	2/15	A	1-2	PHILADELPHIA
1/11	A	1-2	PHILADELPHIA	2/17	A	1-2	PHILADELPHIA
1/13	A	1-2	PHILADELPHIA	2/19	A	1-2	PHILADELPHIA
1/15	A	1-2	PHILADELPHIA	2/21	A	1-2	PHILADELPHIA
1/17	A	1-2	PHILADELPHIA	2/23	A	1-2	PHILADELPHIA
1/19	A	1-2	PHILADELPHIA	2/25	A	1-2	PHILADELPHIA
1/21	A	1-2	PHILADELPHIA	2/27	A	1-2	PHILADELPHIA
1/23	A	1-2	PHILADELPHIA	2/29	A	1-2	PHILADELPHIA
1/25	A	1-2	PHILADELPHIA	3/1	A	1-2	PHILADELPHIA
1/27	A	1-2	PHILADELPHIA	3/3	A	1-2	PHILADELPHIA
1/29	A	1-2	PHILADELPHIA	3/5	A	1-2	PHILADELPHIA
1/31	A	1-2	PHILADELPHIA	3/7	A	1-2	PHILADELPHIA
2/2	A	1-2	PHILADELPHIA	3/9	A	1-2	PHILADELPHIA
2/4	A	1-2	PHILADELPHIA	3/11	A	1-2	PHILADELPHIA
2/6	A	1-2	PHILADELPHIA	3/13	A	1-2	PHILADELPHIA
2/8	A	1-2	PHILADELPHIA	3/15	A	1-2	PHILADELPHIA
2/10	A	1-2	PHILADELPHIA	3/17	A	1-2	PHILADELPHIA
2/12	A	1-2	PHILADELPHIA	3/19	A	1-2	PHILADELPHIA
2/14	A	1-2	PHILADELPHIA	3/21	A	1-2	PHILADELPHIA
2/16	A	1-2	PHILADELPHIA	3/23	A	1-2	PHILADELPHIA
2/18	A	1-2	PHILADELPHIA	3/25	A	1-2	PHILADELPHIA
2/20	A	1-2	PHILADELPHIA	3/27	A	1-2	PHILADELPHIA
2/22	A	1-2	PHILADELPHIA	3/29	A	1-2	PHILADELPHIA
2/24	A	1-2	PHILADELPHIA	3/31	A	1-2	PHILADELPHIA
2/26	A	1-2	PHILADELPHIA	4/2	A	1-2	PHILADELPHIA
2/28	A	1-2	PHILADELPHIA	4/4	A	1-2	PHILADELPHIA
2/30	A	1-2	PHILADELPHIA	4/6	A	1-2	PHILADELPHIA
3/1	A	1-2	PHILADELPHIA	4/8	A	1-2	PHILADELPHIA
3/3	A	1-2	PHILADELPHIA	4/10	A	1-2	PHILADELPHIA
3/5	A	1-2	PHILADELPHIA	4/12	A	1-2	PHILADELPHIA
3/7	A	1-2	PHILADELPHIA	4/14	A	1-2	PHILADELPHIA
3/9	A	1-2	PHILADELPHIA	4/16	A	1-2	PHILADELPHIA
3/11	A	1-2	PHILADELPHIA	4/18	A	1-2	PHILADELPHIA
3/13	A	1-2	PHILADELPHIA	4/20	A	1-2	PHILADELPHIA
3/15	A	1-2	PHILADELPHIA	4/22	A	1-2	PHILADELPHIA
3/17	A	1-2	PHILADELPHIA	4/24	A	1-2	PHILADELPHIA
3/19	A	1-2	PHILADELPHIA	4/26	A	1-2	PHILADELPHIA
3/21	A	1-2	PHILADELPHIA	4/28	A	1-2	PHILADELPHIA
3/23	A	1-2	PHILADELPHIA	4/30	A	1-2	PHILADELPHIA
3/25	A	1-2	PHILADELPHIA	5/2	A	1-2	PHILADELPHIA
3/27	A	1-2	PHILADELPHIA	5/4	A	1-2	PHILADELPHIA
3/29	A	1-2	PHILADELPHIA	5/6	A	1-2	PHILADELPHIA
3/31	A	1-2	PHILADELPHIA	5/8	A	1-2	PHILADELPHIA
4/1	A	1-2	PHILADELPHIA	5/10	A	1-2	PHILADELPHIA
4/3	A	1-2	PHILADELPHIA	5/12	A	1-2	PHILADELPHIA
4/5	A	1-2	PHILADELPHIA	5/14	A	1-2	PHILADELPHIA
4/7	A	1-2	PHILADELPHIA	5/16	A	1-2	PHILADELPHIA
4/9	A	1-2	PHILADELPHIA	5/18	A	1-2	PHILADELPHIA
4/11	A	1-2	PHILADELPHIA	5/20	A	1-2	PHILADELPHIA
4/13	A	1-2	PHILADELPHIA	5/22	A	1-2	PHILADELPHIA
4/15	A	1-2	PHILADELPHIA	5/24	A	1-2	PHILADELPHIA
4/17	A	1-2	PHILADELPHIA	5/26	A	1-2	PHILADELPHIA
4/19	A	1-2	PHILADELPHIA	5/28	A	1-2	PHILADELPHIA
4/21	A	1-2	PHILADELPHIA	5/30	A	1-2	PHILADELPHIA
4/23	A	1-2	PHILADELPHIA	6/1	A	1-2	PHILADELPHIA
4/25	A	1-2	PHILADELPHIA	6/3	A	1-2	PHILADELPHIA
4/27	A	1-2	PHILADELPHIA	6/5	A	1-2	PHILADELPHIA
4/29	A	1-2	PHILADELPHIA	6/7	A	1-2	PHILADELPHIA
4/30	A	1-2	PHILADELPHIA	6/8	A	1-2	PHILADELPHIA

1979-80 PENGUINS REVIEW

SEASON HIGHLIGHTS

- Greg Malone records six assists vs. Quebec on Nov. 28.
- Penguins wear black and gold uniforms for the first time vs. St. Louis on Jan. 30.
- Penguins defeat the New York Islanders 4-3, on Jan. 3 to gain first place in the Norris Division for the first time in club history.
- Olympian Mark Johnson makes his Penguins debut on Mar. 2 vs. NY Islanders and scores his first NHL goal on Mar. 23 vs. Winnipeg.



GEORGE FERGUSON

FINAL STATISTICS

SCORING

PLAYERS	GP	G	A	PTS	PIM
Rock Keroo	79	30	30	60	4
Greg Malone	51	19	32	51	46
George Ferguson	73	21	28	49	36
Orest Kindrachuk	52	17	29	46	63
Peter Lee	74	16	29	45	20
Gary McAdam	76	19	22	41	63
Rod Schalt	73	18	21	39	43
Gregg Sheppard	76	13	24	37	20
Randy Carlyle	67	8	28	36	45
Ross Lonsberry	76	15	18	33	36
Ron Stackhouse	78	6	27	33	36
Pat Hughes	70	19	14	32	78
Russ Anderson	70	5	22	27	150
Nick Libell	78	14	12	26	14
Paul Marshall	46	9	12	21	9
Marq Faubert	49	5	13	18	31
Dave Talton	32	5	9	14	18
Bob Stewart	75	3	8	11	56
Kim Davis	24	3	7	10	43
Mark Johnson	17	3	5	8	4
Tom Bardon	57	2	6	8	35
Greg Milen	44	0	3	3	14
Kim Jackson	46	0	3	3	166
Jim Hamilton	10	2	0	2	0
Rob Holland	34	0	0	0	2
Bench					10

GOALTENDING

PLAYERS (W-L-T)	GP	MP	GA	SO	GAA
Les Beroe (12-2-0)	4	240	14	0	3.50
Greg Miller (18-16-7)	44	2586	157	2	3.64
Rob Hotard (12-17-6)	34	1974	126	1	3.83
TOTALS (30-37-13)	80	4600	297	3	3.76

MAJOR TRADES

- Aug. 3, 1979 - Obtained Nick Libell from Detroit for Pete Mulvey, etc.
 Aug. 30, 1979 - Obtained Rob Holland and Pat Hughes from Montreal for Denis Hearn and a second round choice in the 1982 Entry Draft.
 Nov. 13, 1979 - Obtained Bob Stewart from St. Louis for Bill Chapman.

FINAL NORRIS DIVISION

STANDINGS

TEAMS	GP	W	L	T	GF	GA	PTS
Montreal	80	47	28	14	328	243	107
Los Angeles	80	30	38	14	250	313	74
Pittsburgh	80	30	37	13	261	303	73
Hartford	80	27	34	19	203	312	73
Ottawa	80	26	41	14	219	306	63

GAME-BY-GAME RESULTS

DATE	W-L-T	SCORE	OPPONENT	DATE	W-L-T	SCORE	OPPONENT
10/10	A	2-1	ST. LOUIS	11/13	A	4-1	MONTREAL
10/11	A	2-1	ST. LOUIS	11/14	A	2-1	ST. LOUIS
10/12	A	2-1	ST. LOUIS	11/15	A	2-1	ST. LOUIS
10/13	A	2-1	ST. LOUIS	11/16	A	2-1	ST. LOUIS
10/14	A	2-1	ST. LOUIS	11/17	A	2-1	ST. LOUIS
10/15	A	2-1	ST. LOUIS	11/18	A	2-1	ST. LOUIS
10/16	A	2-1	ST. LOUIS	11/19	A	2-1	ST. LOUIS
10/17	A	2-1	ST. LOUIS	11/20	A	2-1	ST. LOUIS
10/18	A	2-1	ST. LOUIS	11/21	A	2-1	ST. LOUIS
10/19	A	2-1	ST. LOUIS	11/22	A	2-1	ST. LOUIS
10/20	A	2-1	ST. LOUIS	11/23	A	2-1	ST. LOUIS
10/21	A	2-1	ST. LOUIS	11/24	A	2-1	ST. LOUIS
10/22	A	2-1	ST. LOUIS	11/25	A	2-1	ST. LOUIS
10/23	A	2-1	ST. LOUIS	11/26	A	2-1	ST. LOUIS
10/24	A	2-1	ST. LOUIS	11/27	A	2-1	ST. LOUIS
10/25	A	2-1	ST. LOUIS	11/28	A	2-1	ST. LOUIS
10/26	A	2-1	ST. LOUIS	11/29	A	2-1	ST. LOUIS
10/27	A	2-1	ST. LOUIS	11/30	A	2-1	ST. LOUIS
10/28	A	2-1	ST. LOUIS	12/1	A	2-1	ST. LOUIS
10/29	A	2-1	ST. LOUIS	12/2	A	2-1	ST. LOUIS
10/30	A	2-1	ST. LOUIS	12/3	A	2-1	ST. LOUIS
10/31	A	2-1	ST. LOUIS	12/4	A	2-1	ST. LOUIS
11/1	A	2-1	ST. LOUIS	12/5	A	2-1	ST. LOUIS
11/2	A	2-1	ST. LOUIS	12/6	A	2-1	ST. LOUIS
11/3	A	2-1	ST. LOUIS	12/7	A	2-1	ST. LOUIS
11/4	A	2-1	ST. LOUIS	12/8	A	2-1	ST. LOUIS
11/5	A	2-1	ST. LOUIS	12/9	A	2-1	ST. LOUIS
11/6	A	2-1	ST. LOUIS	12/10	A	2-1	ST. LOUIS
11/7	A	2-1	ST. LOUIS	12/11	A	2-1	ST. LOUIS
11/8	A	2-1	ST. LOUIS	12/12	A	2-1	ST. LOUIS
11/9	A	2-1	ST. LOUIS	12/13	A	2-1	ST. LOUIS
11/10	A	2-1	ST. LOUIS	12/14	A	2-1	ST. LOUIS
11/11	A	2-1	ST. LOUIS	12/15	A	2-1	ST. LOUIS
11/12	A	2-1	ST. LOUIS	12/16	A	2-1	ST. LOUIS
11/13	A	2-1	ST. LOUIS	12/17	A	2-1	ST. LOUIS
11/14	A	2-1	ST. LOUIS	12/18	A	2-1	ST. LOUIS
11/15	A	2-1	ST. LOUIS	12/19	A	2-1	ST. LOUIS
11/16	A	2-1	ST. LOUIS	12/20	A	2-1	ST. LOUIS
11/17	A	2-1	ST. LOUIS	12/21	A	2-1	ST. LOUIS
11/18	A	2-1	ST. LOUIS	12/22	A	2-1	ST. LOUIS
11/19	A	2-1	ST. LOUIS	12/23	A	2-1	ST. LOUIS
11/20	A	2-1	ST. LOUIS	12/24	A	2-1	ST. LOUIS
11/21	A	2-1	ST. LOUIS	12/25	A	2-1	ST. LOUIS
11/22	A	2-1	ST. LOUIS	12/26	A	2-1	ST. LOUIS
11/23	A	2-1	ST. LOUIS	12/27	A	2-1	ST. LOUIS
11/24	A	2-1	ST. LOUIS	12/28	A	2-1	ST. LOUIS
11/25	A	2-1	ST. LOUIS	12/29	A	2-1	ST. LOUIS
11/26	A	2-1	ST. LOUIS	12/30	A	2-1	ST. LOUIS
11/27	A	2-1	ST. LOUIS	12/31	A	2-1	ST. LOUIS
11/28	A	2-1	ST. LOUIS				
11/29	A	2-1	ST. LOUIS				
11/30	A	2-1	ST. LOUIS				
12/1	A	2-1	ST. LOUIS				
12/2	A	2-1	ST. LOUIS				
12/3	A	2-1	ST. LOUIS				
12/4	A	2-1	ST. LOUIS				
12/5	A	2-1	ST. LOUIS				
12/6	A	2-1	ST. LOUIS				
12/7	A	2-1	ST. LOUIS				
12/8	A	2-1	ST. LOUIS				
12/9	A	2-1	ST. LOUIS				
12/10	A	2-1	ST. LOUIS				
12/11	A	2-1	ST. LOUIS				
12/12	A	2-1	ST. LOUIS				
12/13	A	2-1	ST. LOUIS				
12/14	A	2-1	ST. LOUIS				
12/15	A	2-1	ST. LOUIS				
12/16	A	2-1	ST. LOUIS				
12/17	A	2-1	ST. LOUIS				
12/18	A	2-1	ST. LOUIS				
12/19	A	2-1	ST. LOUIS				
12/20	A	2-1	ST. LOUIS				
12/21	A	2-1	ST. LOUIS				
12/22	A	2-1	ST. LOUIS				
12/23	A	2-1	ST. LOUIS				
12/24	A	2-1	ST. LOUIS				
12/25	A	2-1	ST. LOUIS				
12/26	A	2-1	ST. LOUIS				
12/27	A	2-1	ST. LOUIS				
12/28	A	2-1	ST. LOUIS				
12/29	A	2-1	ST. LOUIS				
12/30	A	2-1	ST. LOUIS				
12/31	A	2-1	ST. LOUIS				

1980-81 PENGUINS REVIEW

SEASON HIGHLIGHTS

- Ed Johnston is named head coach of the Penguins on July 15.
- Paul Gardner scores four goals vs. Philadelphia on Dec. 13, becoming the first player in Penguins history to accomplish this feat.
- Penguins set a franchise record with six consecutive victories from Feb. 22 to Mar. 4.
- Rick Kehoe's 55 goals set a single-season franchise record.
- St. Louis' Mike Crombeen scores at 5:16 of the second OT to give St. Louis a 4-3 win in the deciding game of the preliminary playoff round.
- Randy Carlyle is named First Team All-Star.



RANDY CARLYLE

- Rick Kehoe wins the Lady Byng Trophy and Randy Carlyle wins the James Norris Trophy.

MAJOR TRADES

- Nov. 16, 1980 - Obtained Paul Gardner and Dawn Barrows from Toronto for Paul Marshall and Kim Davis.
- Jan. 2, 1981 - Obtained Gary Rossing from Washington for a 5th round choice in the 1981 Entry Draft.
- Mar. 10, 1981 - Obtained Pat Price from Edmonton for Pat Hughes.

FINAL STATISTICS

SCORING

PLAYERS	GP	G	A	PTS	PIM
Rick Kehoe	60	55	33	88	8
Randy Carlyle	76	16	67	83	136
Paul Gardner	62	34	40	74	59
Peter Lee	60	30	31	61	66
Rod Schult	60	25	35	60	55
Mario Fabbro	77	8	41	52	118
Greg Malone	62	21	29	50	68
Hoss Lokken	80	17	33	50	76
George Ferguson	70	25	18	43	42
Pat Price	77	6	34	42	226
Errol Thompson	73	20	20	40	61
Ron Stackhouse	74	6	29	35	86
Mark Johnson	74	10	23	33	50
Gregg Stoppard	47	11	17	28	29
Pat Hughes	58	10	9	19	161
P.J. Baxler	51	5	14	19	204
Russ Anderson	34	3	14	17	112
Nick Leach	44	0	6	12	4
Orest Kindrachuk	13	3	9	12	34
Gary McAdam	34	3	9	12	30
Marc Charney	3	1	6	7	14
Jim Huntton	30	1	6	7	18
Paul Marshall	13	3	0	1	4
Mike Holland	15	1	2	1	19
Dave Hurrows	60	0	2	2	20
Greg Miron	63	3	2	2	6
Kim Davis	8	1	0	1	4
Gary Rossing	26	1	0	1	143
Bennett Wolf	24	0	1	1	94
Gilles Lupien	37	0	1	1	34
Tony Fellner	2	0	0	0	0
Nick Rizzo	9	0	0	0	2
Rub Hoiland	10	0	0	0	0

GOALTENDING

PLAYERS (W-L-T)	GP	MP	GAA	SO	GAA
Nick Ricci (4-5-0)	9	540	3.5	0	3.89
Greg Miron (25-27-10)	65	3721	2.68	0	4.18
Rob Holand (11-5-3)	10	539	4.6	0	5.01
TOTALS (30-37-13)	80	4800	3.38	0	4.31

FINAL NORRIS DIVISION

STANDINGS

TEAMS	GP	W	L	T	GF	GA	PTS
Montreal	80	45	22	13	357	232	103
Los Angeles	80	43	24	13	317	290	99
Pittsburgh	80	32	37	13	332	345	73
Hartford	81	21	41	19	297	372	60
Detroit	80	19	43	18	252	339	50

GAME-BY-GAME RESULTS

DATE	W-L-T	SCORE	OPPONENT	DATE	W-L-T	SCORE	OPPONENT
10/14	A	4-1	Toronto	11/11	A	2-1	Montreal
10/15	A	7-4	Atlanta	11/12	A	1-1	Montreal
10/16	A	5-2	Los Angeles	11/13	A	1-1	Los Angeles
10/17	A	5-2	Los Angeles	11/14	A	1-1	Los Angeles
10/18	A	5-2	Los Angeles	11/15	A	1-1	Los Angeles
10/19	A	5-2	Los Angeles	11/16	A	1-1	Los Angeles
10/20	A	5-2	Los Angeles	11/17	A	1-1	Los Angeles
10/21	A	5-2	Los Angeles	11/18	A	1-1	Los Angeles
10/22	A	5-2	Los Angeles	11/19	A	1-1	Los Angeles
10/23	A	5-2	Los Angeles	11/20	A	1-1	Los Angeles
10/24	A	5-2	Los Angeles	11/21	A	1-1	Los Angeles
10/25	A	5-2	Los Angeles	11/22	A	1-1	Los Angeles
10/26	A	5-2	Los Angeles	11/23	A	1-1	Los Angeles
10/27	A	5-2	Los Angeles	11/24	A	1-1	Los Angeles
10/28	A	5-2	Los Angeles	11/25	A	1-1	Los Angeles
10/29	A	5-2	Los Angeles	11/26	A	1-1	Los Angeles
10/30	A	5-2	Los Angeles	11/27	A	1-1	Los Angeles
10/31	A	5-2	Los Angeles	11/28	A	1-1	Los Angeles
11/1	A	5-2	Los Angeles	11/29	A	1-1	Los Angeles
11/2	A	5-2	Los Angeles	11/30	A	1-1	Los Angeles
11/3	A	5-2	Los Angeles	12/1	A	1-1	Los Angeles
11/4	A	5-2	Los Angeles	12/2	A	1-1	Los Angeles
11/5	A	5-2	Los Angeles	12/3	A	1-1	Los Angeles
11/6	A	5-2	Los Angeles	12/4	A	1-1	Los Angeles
11/7	A	5-2	Los Angeles	12/5	A	1-1	Los Angeles
11/8	A	5-2	Los Angeles	12/6	A	1-1	Los Angeles
11/9	A	5-2	Los Angeles	12/7	A	1-1	Los Angeles
11/10	A	5-2	Los Angeles	12/8	A	1-1	Los Angeles
11/11	A	5-2	Los Angeles	12/9	A	1-1	Los Angeles
11/12	A	5-2	Los Angeles	12/10	A	1-1	Los Angeles
11/13	A	5-2	Los Angeles	12/11	A	1-1	Los Angeles
11/14	A	5-2	Los Angeles	12/12	A	1-1	Los Angeles
11/15	A	5-2	Los Angeles	12/13	A	1-1	Los Angeles
11/16	A	5-2	Los Angeles	12/14	A	1-1	Los Angeles
11/17	A	5-2	Los Angeles	12/15	A	1-1	Los Angeles
11/18	A	5-2	Los Angeles	12/16	A	1-1	Los Angeles
11/19	A	5-2	Los Angeles	12/17	A	1-1	Los Angeles
11/20	A	5-2	Los Angeles	12/18	A	1-1	Los Angeles
11/21	A	5-2	Los Angeles	12/19	A	1-1	Los Angeles
11/22	A	5-2	Los Angeles	12/20	A	1-1	Los Angeles
11/23	A	5-2	Los Angeles	12/21	A	1-1	Los Angeles
11/24	A	5-2	Los Angeles	12/22	A	1-1	Los Angeles
11/25	A	5-2	Los Angeles	12/23	A	1-1	Los Angeles
11/26	A	5-2	Los Angeles	12/24	A	1-1	Los Angeles
11/27	A	5-2	Los Angeles	12/25	A	1-1	Los Angeles
11/28	A	5-2	Los Angeles	12/26	A	1-1	Los Angeles
11/29	A	5-2	Los Angeles	12/27	A	1-1	Los Angeles
11/30	A	5-2	Los Angeles	12/28	A	1-1	Los Angeles
12/1	A	5-2	Los Angeles	12/29	A	1-1	Los Angeles
12/2	A	5-2	Los Angeles	12/30	A	1-1	Los Angeles
12/3	A	5-2	Los Angeles	12/31	A	1-1	Los Angeles

1981-82 PENGUINS REVIEW

SEASON HIGHLIGHTS

- Michel Dion is named starting goalie in NHL All-Star Game.
- Penguins break the New York Islanders' 15-game winning streak with a 4-3 victory on Feb. 21.
- Penguins finish fourth in the Patrick Division after NHL realignment.
- Penguins score 99 power play goals to lead NHL.
- Mike Bullard's 37 goals are the most ever by a Penguins rookie.
- Paul Baxter sets a franchise record with 409 penalty minutes



MICHEL DION

MAJOR TRADES

- June 30, 1981 - Obtained Pat Boutette and Kevin McClelland from Hartford as compensation for Hartford's signing of free agent Greg Millen on June 15.
- June 30, 1981 - Signed Michel Dion as a free agent.
- Sept. 11, 1981 - Obtained Pat Harrison from Toronto for future considerations.
- Dec. 29, 1981 - Obtained Rex MacLean from Hartford for Russ Anderson.
- Feb. 14, 1982 - Obtained Gary Edwards from St. Louis for an eighth round choice in the 1981 Entry Draft.

FINAL STATISTICS

PLAYERS	GP	G	A	PTS	PIM
Rick Ketchum	71	53	52	105	4
Randy Gary	73	11	62	73	131
Pat Boutette	90	23	51	74	290
Paul Gardner	59	36	34	69	38
Mike Bullard	75	36	27	63	61
George Ferguson	71	22	31	53	45
Fluc MacLellan	74	19	28	47	44
Paul Baxter	70	9	34	43	409
Greg Maters	78	15	24	39	125
Pat Price	77	7	31	38	322
Peter Lee	74	16	16	34	96
Greg Stedler	40	10	15	25	12
Greg Sprott	36	11	10	21	35
Mark Johnson	40	10	11	21	30
Ron Stockhausen	70	2	19	21	102
Fluc Schmitt	45	9	12	21	42
Andre St. Laurent	16	8	5	13	4
Bob Simpson	20	9	9	18	4
Steve Gilbert	16	6	6	14	14
Pat Graham	42	6	6	14	55
Masa Fujimoto	14	4	8	12	14
Greg Holtman	25	4	6	10	16
Jim Hamilton	11	5	3	8	2
Paul Maloney	27	1	7	8	76
Mike Charney	65	1	6	7	63
Kevin McClelland	10	1	4	5	4
Randy Neys	20	0	2	2	49
Russ Anderson	31	0	1	1	98
Michel Dion	62	0	1	1	4
Dave S. Paananen	1	0	0	0	0
Bernett Whit	1	0	0	0	2
Nick Ricci	3	0	0	0	0
Tony Little	5	0	0	0	4
Gary Edwards	6	0	0	0	2
Paul Ferguson	13	0	0	0	0
Gary Rossing	16	0	0	0	55
Boone					10

GOALENDING

PLAYERS (W-L-T)	GP	MP	GA	SO	GAA
Gary Edwards (13-2-1)	6	340	32	1	3.67
Michel Dion (25-24-12)	62	3560	225	0	3.79
Nick Ricci (0-3-0)	3	162	14	0	5.25
Pat Harrison (3-7-0)	13	750	64	0	5.49
TOTALS (51-26-13)	82	4620	326	1	4.21

FINAL PATRICK DIVISION STANDINGS

TEAMS	GP	W	L	T	GF	GA	PYS
NY Islanders	80	54	18	10	385	250	118
NY Rangers	80	30	27	14	316	306	92
Philadelphia	80	33	31	11	325	313	47
Pittsburgh	80	31	36	13	310	337	75
Washington	80	25	41	13	319	335	65

GAME-BY-GAME RESULTS

DATE	W-L-T	SCORE	OPPONENT	DATE	W-L-T	SCORE	OPPONENT
10/10	A	1-0	NY Islanders	11/10	A	1-0	NY Islanders
10/12	A	1-0	NY Islanders	11/12	A	1-0	NY Islanders
10/14	A	1-0	NY Islanders	11/14	A	1-0	NY Islanders
10/16	A	1-0	NY Islanders	11/16	A	1-0	NY Islanders
10/18	A	1-0	NY Islanders	11/18	A	1-0	NY Islanders
10/20	A	1-0	NY Islanders	11/20	A	1-0	NY Islanders
10/22	A	1-0	NY Islanders	11/22	A	1-0	NY Islanders
10/24	A	1-0	NY Islanders	11/24	A	1-0	NY Islanders
10/26	A	1-0	NY Islanders	11/26	A	1-0	NY Islanders
10/28	A	1-0	NY Islanders	11/28	A	1-0	NY Islanders
10/30	A	1-0	NY Islanders	11/30	A	1-0	NY Islanders
10/31	A	1-0	NY Islanders	12/1	A	1-0	NY Islanders
11/2	A	1-0	NY Islanders	12/2	A	1-0	NY Islanders
11/4	A	1-0	NY Islanders	12/4	A	1-0	NY Islanders
11/6	A	1-0	NY Islanders	12/6	A	1-0	NY Islanders
11/8	A	1-0	NY Islanders	12/8	A	1-0	NY Islanders
11/10	A	1-0	NY Islanders	12/10	A	1-0	NY Islanders
11/12	A	1-0	NY Islanders	12/12	A	1-0	NY Islanders
11/14	A	1-0	NY Islanders	12/14	A	1-0	NY Islanders
11/16	A	1-0	NY Islanders	12/16	A	1-0	NY Islanders
11/18	A	1-0	NY Islanders	12/18	A	1-0	NY Islanders
11/20	A	1-0	NY Islanders	12/20	A	1-0	NY Islanders
11/22	A	1-0	NY Islanders	12/22	A	1-0	NY Islanders
11/24	A	1-0	NY Islanders	12/24	A	1-0	NY Islanders
11/26	A	1-0	NY Islanders	12/26	A	1-0	NY Islanders
11/28	A	1-0	NY Islanders	12/28	A	1-0	NY Islanders
11/30	A	1-0	NY Islanders	12/30	A	1-0	NY Islanders
12/2	A	1-0	NY Islanders	1/1	A	1-0	NY Islanders
12/4	A	1-0	NY Islanders	1/3	A	1-0	NY Islanders
12/6	A	1-0	NY Islanders	1/5	A	1-0	NY Islanders
12/8	A	1-0	NY Islanders	1/7	A	1-0	NY Islanders
12/10	A	1-0	NY Islanders	1/9	A	1-0	NY Islanders
12/12	A	1-0	NY Islanders	1/11	A	1-0	NY Islanders
12/14	A	1-0	NY Islanders	1/13	A	1-0	NY Islanders
12/16	A	1-0	NY Islanders	1/15	A	1-0	NY Islanders
12/18	A	1-0	NY Islanders	1/17	A	1-0	NY Islanders
12/20	A	1-0	NY Islanders	1/19	A	1-0	NY Islanders
12/22	A	1-0	NY Islanders	1/21	A	1-0	NY Islanders
12/24	A	1-0	NY Islanders	1/23	A	1-0	NY Islanders
12/26	A	1-0	NY Islanders	1/25	A	1-0	NY Islanders
12/28	A	1-0	NY Islanders	1/27	A	1-0	NY Islanders
12/30	A	1-0	NY Islanders	1/29	A	1-0	NY Islanders
1/1	A	1-0	NY Islanders	1/31	A	1-0	NY Islanders
1/3	A	1-0	NY Islanders	2/1	A	1-0	NY Islanders
1/5	A	1-0	NY Islanders	2/3	A	1-0	NY Islanders
1/7	A	1-0	NY Islanders	2/5	A	1-0	NY Islanders
1/9	A	1-0	NY Islanders	2/7	A	1-0	NY Islanders
1/11	A	1-0	NY Islanders	2/9	A	1-0	NY Islanders
1/13	A	1-0	NY Islanders	2/11	A	1-0	NY Islanders
1/15	A	1-0	NY Islanders	2/13	A	1-0	NY Islanders
1/17	A	1-0	NY Islanders	2/15	A	1-0	NY Islanders
1/19	A	1-0	NY Islanders	2/17	A	1-0	NY Islanders
1/21	A	1-0	NY Islanders	2/19	A	1-0	NY Islanders
1/23	A	1-0	NY Islanders	2/21	A	1-0	NY Islanders
1/25	A	1-0	NY Islanders	2/23	A	1-0	NY Islanders
1/27	A	1-0	NY Islanders	2/25	A	1-0	NY Islanders
1/29	A	1-0	NY Islanders	2/27	A	1-0	NY Islanders
1/31	A	1-0	NY Islanders	2/29	A	1-0	NY Islanders
2/2	A	1-0	NY Islanders	2/31	A	1-0	NY Islanders
2/4	A	1-0	NY Islanders	3/1	A	1-0	NY Islanders
2/6	A	1-0	NY Islanders	3/3	A	1-0	NY Islanders
2/8	A	1-0	NY Islanders	3/5	A	1-0	NY Islanders
2/10	A	1-0	NY Islanders	3/7	A	1-0	NY Islanders
2/12	A	1-0	NY Islanders	3/9	A	1-0	NY Islanders
2/14	A	1-0	NY Islanders	3/11	A	1-0	NY Islanders
2/16	A	1-0	NY Islanders	3/13	A	1-0	NY Islanders
2/18	A	1-0	NY Islanders	3/15	A	1-0	NY Islanders
2/20	A	1-0	NY Islanders	3/17	A	1-0	NY Islanders
2/22	A	1-0	NY Islanders	3/19	A	1-0	NY Islanders
2/24	A	1-0	NY Islanders	3/21	A	1-0	NY Islanders
2/26	A	1-0	NY Islanders	3/23	A	1-0	NY Islanders
2/28	A	1-0	NY Islanders	3/25	A	1-0	NY Islanders
2/30	A	1-0	NY Islanders	3/27	A	1-0	NY Islanders
3/2	A	1-0	NY Islanders	3/29	A	1-0	NY Islanders
3/4	A	1-0	NY Islanders	3/31	A	1-0	NY Islanders
3/6	A	1-0	NY Islanders	4/1	A	1-0	NY Islanders
3/8	A	1-0	NY Islanders	4/3	A	1-0	NY Islanders
3/10	A	1-0	NY Islanders	4/5	A	1-0	NY Islanders
3/12	A	1-0	NY Islanders	4/7	A	1-0	NY Islanders
3/14	A	1-0	NY Islanders	4/9	A	1-0	NY Islanders
3/16	A	1-0	NY Islanders	4/11	A	1-0	NY Islanders
3/18	A	1-0	NY Islanders	4/13	A	1-0	NY Islanders
3/20	A	1-0	NY Islanders	4/15	A	1-0	NY Islanders
3/22	A	1-0	NY Islanders	4/17	A	1-0	NY Islanders
3/24	A	1-0	NY Islanders	4/19	A	1-0	NY Islanders
3/26	A	1-0	NY Islanders	4/21	A	1-0	NY Islanders
3/28	A	1-0	NY Islanders	4/23	A	1-0	NY Islanders
3/30	A	1-0	NY Islanders	4/25	A	1-0	NY Islanders
3/31	A	1-0	NY Islanders	4/27	A	1-0	NY Islanders
4/1	A	1-0	NY Islanders	4/29	A	1-0	NY Islanders
4/3	A	1-0	NY Islanders	4/31	A	1-0	NY Islanders
4/5	A	1-0	NY Islanders	5/1	A	1-0	NY Islanders
4/7	A	1-0	NY Islanders	5/3	A	1-0	NY Islanders
4/9	A	1-0	NY Islanders	5/5	A	1-0	NY Islanders
4/11	A	1-0	NY Islanders	5/7	A	1-0	NY Islanders
4/13	A	1-0	NY Islanders	5/9	A	1-0	NY Islanders
4/15	A	1-0	NY Islanders	5/11	A	1-0	NY Islanders
4/17	A	1-0	NY Islanders	5/13	A	1-0	NY Islanders
4/19	A	1-0	NY Islanders	5/15	A	1-0	NY Islanders
4/21	A	1-0	NY Islanders	5/17	A	1-0	NY Islanders
4/23	A	1-0	NY Islanders	5/19	A	1-0	NY Islanders
4/25	A	1-0	NY Islanders	5/21	A	1-0	NY Islanders
4/27	A	1-0	NY Islanders	5/23	A	1-0	NY Islanders
4/29	A	1-0	NY Islanders	5/25	A	1-0	NY Islanders
4/31	A	1-0	NY Islanders	5/27	A	1-0	NY Islanders
5/3	A	1-0	NY Islanders	5/29	A	1-0	NY Islanders
5/5	A	1-0	NY Islanders	5/31	A	1-0	NY Islanders
5/7	A	1-0	NY Islanders	6/1	A	1-0	NY Islanders
5/9	A	1-0	NY Islanders	6/3	A	1-0	NY Islanders
5/11	A	1-0	NY Islanders	6/5	A	1-0	NY Islanders
5/13	A	1-0	NY Islanders	6/7	A	1-0	NY Islanders
5/15	A	1-0	NY Islanders	6/9	A	1-0	NY Islanders
5/17	A	1-0	NY Islanders	6/11	A	1-0	NY Islanders
5/19	A	1-0	NY Islanders	6/13	A	1-0	NY Islanders
5/21	A	1-0	NY Islanders	6/15	A	1-0	NY Islanders
5/23	A	1-0	NY Islanders	6/17	A	1-0	NY Islanders
5/25	A	1-0	NY Islanders	6/19	A	1-0	NY Islanders
5/27	A	1-0	NY Islanders	6/21	A	1-0	NY Islanders
5/29	A	1-0	NY Islanders	6/23	A	1-0	NY Islanders
5/31	A	1-0	NY Islanders	6/25	A	1-0	NY Islanders
6/1	A	1-0	NY Islanders	6/27	A	1-0	NY Islanders
6/3	A	1-0	NY Islanders	6/29	A	1-0	NY Islanders
6/5	A	1-0	NY Islanders	6/31	A	1-0	NY Islanders
6/7	A	1-0	NY Islanders	7/1	A	1-0	NY Islanders
6/9	A	1-0	NY Islanders	7/3	A	1-0	NY Islanders
6/11	A	1-0	NY Islanders	7/5	A	1-0	NY Islanders
6/13	A	1-0	NY Islanders	7/7	A	1-0	NY Islanders
6/15	A	1-0	NY Islanders	7/9	A	1-0	NY Islanders
6/17	A	1-0	NY Islanders	7/11	A	1-0	NY Islanders
6/19	A	1-0	NY Islanders	7/13	A	1-0	NY Islanders
6/21	A	1-0	NY Islanders	7/15	A	1-0	NY Islanders
6/23	A	1-0	NY Islanders	7/17	A	1-0	NY Islanders
6/25	A	1-0	NY Islanders	7/19	A	1-0	NY Islanders
6/27	A	1-0	NY Islanders	7/21	A	1-0	NY Islanders
6/29	A	1-0	NY Islanders	7/23	A	1-0	NY Islanders
6/31	A	1-0	NY Islanders	7/25	A	1-0	NY Islanders
7/3	A	1-0	NY Islanders	7/27	A	1-0	NY Islanders
7/5	A	1-0	NY Islanders	7/29	A	1-0	NY Islanders
7/7	A	1-0	NY Islanders	7/31	A	1-0	NY Islanders
7/9	A	1-0	NY Islanders	8/1	A	1-0	NY Islanders
7/11	A	1-0	NY Islanders	8/3	A	1-0	NY Islanders

1982-83 PENGUINS REVIEW

SEASON HIGHLIGHTS

- Pat Boutette records hat tricks on Oct. 12 vs. Vancouver and Oct. 27 vs. Washington.
- Denis Herron records his fourth shutout as a Penguin on Dec. 4 in a 0-0 tie with Philadelphia.
- Rick Kohse is named to the Prince of Wales Conference All-Star Team.
- Penguins lose 11 in a row from Jan. 22 through Feb. 10 and are winless in 18 games (0-17-1) from Jan. 2 through Feb. 10.

FINAL STATISTICS

PLAYERS	GP	G	A	PTS	PIM
Doug Shedden	80	24	43	67	54
Rick Kohse	75	29	36	65	12
Greg Malone	80	17	44	61	68
Pat Boutette	80	27	29	56	152
Randy Carlyle	61	15	41	51	110
Paul Gardner	70	28	27	55	12
Mike Bucard	57	27	22	54	60
Dave Hanson	74	11	27	34	127
Paul Baska	75	11	21	32	398
Greg Homan	58	2	30	32	39
Roger Lee	63	13	13	26	10
Andre St. Laurent	72	13	9	22	105
Anders Hakansson	67	9	12	21	35
Randy Boyd	55	4	14	18	71
Steve Galcos	44	6	7	13	62
Pat Price	38	1	11	12	104
Kevin McColland	38	5	4	9	73
Gary Rossing	40	5	4	9	128
Marc Chabauty	67	2	5	8	146
Ron Muehlen	41	2	6	8	18
Tommy Fulton	32	5	5	8	40
Pat Galone	20	1	5	6	18
Tim Fitzmaurice	30	2	3	5	48
Doug Lecuyer	17	1	4	5	12
Rick MacLosh	6	0	5	5	2
Rod Baskus	41	2	2	4	102
Stan Jonathan	20	0	3	3	13
Len Harrison	5	0	2	2	2
Alfred Dier	49	0	2	2	8
Bob Snipser	4	1	0	1	0
Denis Herron	31	0	1	1	14
Edo Gagne	1	0	0	0	0
Brian Lundberg	1	0	0	0	2
Nick Rice	3	0	0	0	0
Roberto Romano	1	0	0	0	0
Rich Suter	4	0	0	0	0
Rexi Schull	5	0	0	0	0
Bennett Wolf	5	0	0	0	32
George Ferguson	7	0	0	0	2
Ian Turbitt	7	0	0	0	4
Bench					20

GOALTENDING

PLAYERS (W-L-T)	GP	MP	GA	SO	GAA
Michel Dier (12-30-1)	49	2791	188	0	4.26
Don S. Herron (5-18-5)	31	1707	151	1	5.31
Nick Rico (11-2-0)	3	147	16	0	6.53
Roberto Romano (3-3-0)	3	165	18	0	6.97
TOTALS (18-53-9)	80	4900	394	1	4.93



DOUG SHEDDEN

- Penguins allow a franchise record 394 goals against.

MAJOR TRADES

- Sept. 15, 1982 - Obtained Denis Herron from Montreal for a third round choice in the 1985 Entry Draft.
- Oct. 28, 1982 - Obtained Ron Muehlen and Anders Hakansson from Minnesota for George Ferguson and a first round choice in the 1983 Entry Draft.
- Nov. 8, 1982 - Obtained Stan Jonathan from Boston for future considerations.

FINAL PATRICK DIVISION STANDINGS

TEAMS	GP	W	L	T	GF	GA	PTS
Philadelphia	80	44	23	9	326	240	106
New York Islanders	80	42	26	12	332	294	96
Washington	80	39	25	16	306	283	94
New York Rangers	80	35	30	15	308	287	80
New Jersey	80	17	49	14	290	334	48
Pittsburgh	80	18	53	9	257	394	45

GAME-BY-GAME RESULTS

DATE	W-L-T	SCORE	OPPONENT	DATE	W-L-T	SCORE	OPPONENT
Oct. 1	W	3-1	PHILADELPHIA	Oct. 1	W	3-1	PHILADELPHIA
Oct. 2	W	3-1	PHILADELPHIA	Oct. 2	W	3-1	PHILADELPHIA
Oct. 3	W	3-1	PHILADELPHIA	Oct. 3	W	3-1	PHILADELPHIA
Oct. 4	W	3-1	PHILADELPHIA	Oct. 4	W	3-1	PHILADELPHIA
Oct. 5	W	3-1	PHILADELPHIA	Oct. 5	W	3-1	PHILADELPHIA
Oct. 6	W	3-1	PHILADELPHIA	Oct. 6	W	3-1	PHILADELPHIA
Oct. 7	W	3-1	PHILADELPHIA	Oct. 7	W	3-1	PHILADELPHIA
Oct. 8	W	3-1	PHILADELPHIA	Oct. 8	W	3-1	PHILADELPHIA
Oct. 9	W	3-1	PHILADELPHIA	Oct. 9	W	3-1	PHILADELPHIA
Oct. 10	W	3-1	PHILADELPHIA	Oct. 10	W	3-1	PHILADELPHIA
Oct. 11	W	3-1	PHILADELPHIA	Oct. 11	W	3-1	PHILADELPHIA
Oct. 12	W	3-1	PHILADELPHIA	Oct. 12	W	3-1	PHILADELPHIA
Oct. 13	W	3-1	PHILADELPHIA	Oct. 13	W	3-1	PHILADELPHIA
Oct. 14	W	3-1	PHILADELPHIA	Oct. 14	W	3-1	PHILADELPHIA
Oct. 15	W	3-1	PHILADELPHIA	Oct. 15	W	3-1	PHILADELPHIA
Oct. 16	W	3-1	PHILADELPHIA	Oct. 16	W	3-1	PHILADELPHIA
Oct. 17	W	3-1	PHILADELPHIA	Oct. 17	W	3-1	PHILADELPHIA
Oct. 18	W	3-1	PHILADELPHIA	Oct. 18	W	3-1	PHILADELPHIA
Oct. 19	W	3-1	PHILADELPHIA	Oct. 19	W	3-1	PHILADELPHIA
Oct. 20	W	3-1	PHILADELPHIA	Oct. 20	W	3-1	PHILADELPHIA
Oct. 21	W	3-1	PHILADELPHIA	Oct. 21	W	3-1	PHILADELPHIA
Oct. 22	W	3-1	PHILADELPHIA	Oct. 22	W	3-1	PHILADELPHIA
Oct. 23	W	3-1	PHILADELPHIA	Oct. 23	W	3-1	PHILADELPHIA
Oct. 24	W	3-1	PHILADELPHIA	Oct. 24	W	3-1	PHILADELPHIA
Oct. 25	W	3-1	PHILADELPHIA	Oct. 25	W	3-1	PHILADELPHIA
Oct. 26	W	3-1	PHILADELPHIA	Oct. 26	W	3-1	PHILADELPHIA
Oct. 27	W	3-1	PHILADELPHIA	Oct. 27	W	3-1	PHILADELPHIA
Oct. 28	W	3-1	PHILADELPHIA	Oct. 28	W	3-1	PHILADELPHIA
Oct. 29	W	3-1	PHILADELPHIA	Oct. 29	W	3-1	PHILADELPHIA
Oct. 30	W	3-1	PHILADELPHIA	Oct. 30	W	3-1	PHILADELPHIA
Oct. 31	W	3-1	PHILADELPHIA	Oct. 31	W	3-1	PHILADELPHIA
Nov. 1	W	3-1	PHILADELPHIA	Nov. 1	W	3-1	PHILADELPHIA
Nov. 2	W	3-1	PHILADELPHIA	Nov. 2	W	3-1	PHILADELPHIA
Nov. 3	W	3-1	PHILADELPHIA	Nov. 3	W	3-1	PHILADELPHIA
Nov. 4	W	3-1	PHILADELPHIA	Nov. 4	W	3-1	PHILADELPHIA
Nov. 5	W	3-1	PHILADELPHIA	Nov. 5	W	3-1	PHILADELPHIA
Nov. 6	W	3-1	PHILADELPHIA	Nov. 6	W	3-1	PHILADELPHIA
Nov. 7	W	3-1	PHILADELPHIA	Nov. 7	W	3-1	PHILADELPHIA
Nov. 8	W	3-1	PHILADELPHIA	Nov. 8	W	3-1	PHILADELPHIA
Nov. 9	W	3-1	PHILADELPHIA	Nov. 9	W	3-1	PHILADELPHIA
Nov. 10	W	3-1	PHILADELPHIA	Nov. 10	W	3-1	PHILADELPHIA
Nov. 11	W	3-1	PHILADELPHIA	Nov. 11	W	3-1	PHILADELPHIA
Nov. 12	W	3-1	PHILADELPHIA	Nov. 12	W	3-1	PHILADELPHIA
Nov. 13	W	3-1	PHILADELPHIA	Nov. 13	W	3-1	PHILADELPHIA
Nov. 14	W	3-1	PHILADELPHIA	Nov. 14	W	3-1	PHILADELPHIA
Nov. 15	W	3-1	PHILADELPHIA	Nov. 15	W	3-1	PHILADELPHIA
Nov. 16	W	3-1	PHILADELPHIA	Nov. 16	W	3-1	PHILADELPHIA
Nov. 17	W	3-1	PHILADELPHIA	Nov. 17	W	3-1	PHILADELPHIA
Nov. 18	W	3-1	PHILADELPHIA	Nov. 18	W	3-1	PHILADELPHIA
Nov. 19	W	3-1	PHILADELPHIA	Nov. 19	W	3-1	PHILADELPHIA
Nov. 20	W	3-1	PHILADELPHIA	Nov. 20	W	3-1	PHILADELPHIA
Nov. 21	W	3-1	PHILADELPHIA	Nov. 21	W	3-1	PHILADELPHIA
Nov. 22	W	3-1	PHILADELPHIA	Nov. 22	W	3-1	PHILADELPHIA
Nov. 23	W	3-1	PHILADELPHIA	Nov. 23	W	3-1	PHILADELPHIA
Nov. 24	W	3-1	PHILADELPHIA	Nov. 24	W	3-1	PHILADELPHIA
Nov. 25	W	3-1	PHILADELPHIA	Nov. 25	W	3-1	PHILADELPHIA
Nov. 26	W	3-1	PHILADELPHIA	Nov. 26	W	3-1	PHILADELPHIA
Nov. 27	W	3-1	PHILADELPHIA	Nov. 27	W	3-1	PHILADELPHIA
Nov. 28	W	3-1	PHILADELPHIA	Nov. 28	W	3-1	PHILADELPHIA
Nov. 29	W	3-1	PHILADELPHIA	Nov. 29	W	3-1	PHILADELPHIA
Nov. 30	W	3-1	PHILADELPHIA	Nov. 30	W	3-1	PHILADELPHIA
Dec. 1	W	3-1	PHILADELPHIA	Dec. 1	W	3-1	PHILADELPHIA
Dec. 2	W	3-1	PHILADELPHIA	Dec. 2	W	3-1	PHILADELPHIA
Dec. 3	W	3-1	PHILADELPHIA	Dec. 3	W	3-1	PHILADELPHIA
Dec. 4	T	0-0	PHILADELPHIA	Dec. 4	T	0-0	PHILADELPHIA
Dec. 5	W	3-1	PHILADELPHIA	Dec. 5	W	3-1	PHILADELPHIA
Dec. 6	W	3-1	PHILADELPHIA	Dec. 6	W	3-1	PHILADELPHIA
Dec. 7	W	3-1	PHILADELPHIA	Dec. 7	W	3-1	PHILADELPHIA
Dec. 8	W	3-1	PHILADELPHIA	Dec. 8	W	3-1	PHILADELPHIA
Dec. 9	W	3-1	PHILADELPHIA	Dec. 9	W	3-1	PHILADELPHIA
Dec. 10	W	3-1	PHILADELPHIA	Dec. 10	W	3-1	PHILADELPHIA
Dec. 11	W	3-1	PHILADELPHIA	Dec. 11	W	3-1	PHILADELPHIA
Dec. 12	W	3-1	PHILADELPHIA	Dec. 12	W	3-1	PHILADELPHIA
Dec. 13	W	3-1	PHILADELPHIA	Dec. 13	W	3-1	PHILADELPHIA
Dec. 14	W	3-1	PHILADELPHIA	Dec. 14	W	3-1	PHILADELPHIA
Dec. 15	W	3-1	PHILADELPHIA	Dec. 15	W	3-1	PHILADELPHIA
Dec. 16	W	3-1	PHILADELPHIA	Dec. 16	W	3-1	PHILADELPHIA
Dec. 17	W	3-1	PHILADELPHIA	Dec. 17	W	3-1	PHILADELPHIA
Dec. 18	W	3-1	PHILADELPHIA	Dec. 18	W	3-1	PHILADELPHIA
Dec. 19	W	3-1	PHILADELPHIA	Dec. 19	W	3-1	PHILADELPHIA
Dec. 20	W	3-1	PHILADELPHIA	Dec. 20	W	3-1	PHILADELPHIA
Dec. 21	W	3-1	PHILADELPHIA	Dec. 21	W	3-1	PHILADELPHIA
Dec. 22	W	3-1	PHILADELPHIA	Dec. 22	W	3-1	PHILADELPHIA
Dec. 23	W	3-1	PHILADELPHIA	Dec. 23	W	3-1	PHILADELPHIA
Dec. 24	W	3-1	PHILADELPHIA	Dec. 24	W	3-1	PHILADELPHIA
Dec. 25	W	3-1	PHILADELPHIA	Dec. 25	W	3-1	PHILADELPHIA
Dec. 26	W	3-1	PHILADELPHIA	Dec. 26	W	3-1	PHILADELPHIA
Dec. 27	W	3-1	PHILADELPHIA	Dec. 27	W	3-1	PHILADELPHIA
Dec. 28	W	3-1	PHILADELPHIA	Dec. 28	W	3-1	PHILADELPHIA
Dec. 29	W	3-1	PHILADELPHIA	Dec. 29	W	3-1	PHILADELPHIA
Dec. 30	W	3-1	PHILADELPHIA	Dec. 30	W	3-1	PHILADELPHIA
Dec. 31	W	3-1	PHILADELPHIA	Dec. 31	W	3-1	PHILADELPHIA
Jan. 1	W	3-1	PHILADELPHIA	Jan. 1	W	3-1	PHILADELPHIA
Jan. 2	W	3-1	PHILADELPHIA	Jan. 2	W	3-1	PHILADELPHIA
Jan. 3	W	3-1	PHILADELPHIA	Jan. 3	W	3-1	PHILADELPHIA
Jan. 4	W	3-1	PHILADELPHIA	Jan. 4	W	3-1	PHILADELPHIA
Jan. 5	W	3-1	PHILADELPHIA	Jan. 5	W	3-1	PHILADELPHIA
Jan. 6	W	3-1	PHILADELPHIA	Jan. 6	W	3-1	PHILADELPHIA
Jan. 7	W	3-1	PHILADELPHIA	Jan. 7	W	3-1	PHILADELPHIA
Jan. 8	W	3-1	PHILADELPHIA	Jan. 8	W	3-1	PHILADELPHIA
Jan. 9	W	3-1	PHILADELPHIA	Jan. 9	W	3-1	PHILADELPHIA
Jan. 10	W	3-1	PHILADELPHIA	Jan. 10	W	3-1	PHILADELPHIA
Jan. 11	W	3-1	PHILADELPHIA	Jan. 11	W	3-1	PHILADELPHIA
Jan. 12	W	3-1	PHILADELPHIA	Jan. 12	W	3-1	PHILADELPHIA
Jan. 13	W	3-1	PHILADELPHIA	Jan. 13	W	3-1	PHILADELPHIA
Jan. 14	W	3-1	PHILADELPHIA	Jan. 14	W	3-1	PHILADELPHIA
Jan. 15	W	3-1	PHILADELPHIA	Jan. 15	W	3-1	PHILADELPHIA
Jan. 16	W	3-1	PHILADELPHIA	Jan. 16	W	3-1	PHILADELPHIA
Jan. 17	W	3-1	PHILADELPHIA	Jan. 17	W	3-1	PHILADELPHIA
Jan. 18	W	3-1	PHILADELPHIA	Jan. 18	W	3-1	PHILADELPHIA
Jan. 19	W	3-1	PHILADELPHIA	Jan. 19	W	3-1	PHILADELPHIA
Jan. 20	W	3-1	PHILADELPHIA	Jan. 20	W	3-1	PHILADELPHIA
Jan. 21	W	3-1	PHILADELPHIA	Jan. 21	W	3-1	PHILADELPHIA
Jan. 22	W	3-1	PHILADELPHIA	Jan. 22	W	3-1	PHILADELPHIA
Jan. 23	W	3-1	PHILADELPHIA	Jan. 23	W	3-1	PHILADELPHIA
Jan. 24	W	3-1	PHILADELPHIA	Jan. 24	W	3-1	

1983-84 PENGUINS REVIEW

SEASON HIGHLIGHTS

- Lou Angotti is named head coach on July 20, 1983.
- Penguins finish 16-58-6 for 38 points, their worst record ever and worst overall record in the NHL.
- Mike Bullard scores 51 goals becoming into the fourth player in Penguins' history to do so.

FINAL STATISTICS

SCORING

PLAYERS	GP	G	A	PTS	PIM
Mike Bullard	76	51	47	97	57
Doug Shadden	67	29	35	57	20
Mark Taylor	60	24	31	48	24
Ron Fouchal	75	27	21	48	44
Rick Kehoe	57	18	27	35	9
Tom Roston	17	15	24	30	24
Pat Boutelle	17	14	28	28	142
Andy Buckley	50	18	20	38	3
Kevin McCarthy	78	6	30	12	113
Greg Mathison	76	5	25	10	53
Randy Curlyte	50	3	23	6	82
Bob Errey	65	4	13	8	23
Nora Schmitt	54	6	12	12	12
Bryan Maxwell	48	3	15	6	111
Gary Rossing	47	4	13	8	227
Gene O'Regan	51	4	10	8	8
Greg Fox	74	2	10	4	87
T.W. Hyman	25	4	5	8	34
Marty McSorley	72	2	7	4	224
Tom Thornbury	15	1	8	2	19
Warren Young	15	1	7	2	19
Steve Gatzert	24	3	3	6	15
Kevin McClelland	24	2	4	4	62
Red Baskin	47	2	4	4	60
Sub Glasney	13	1	5	2	2
Ted Bulcy	20	3	2	6	12
Cayo Mannan	24	2	3	4	33
Paul Gardner	16	0	5	0	6
Jim Hartigan	11	2	7	4	4
Red Schatz	11	1	3	2	4
Roddy Groganuk	20	1	3	2	37
Cliff Lewis	8	1	2	2	0
Andre St. Laurent	8	2	0	4	21
Mike Lombardi	8	1	1	2	6
Tom Tooley	6	0	2	0	2
Gene DeFazio	27	0	2	0	28
Greg Tobbutt	24	0	2	0	31
Mark Charney	4	0	1	0	5
Phil Bourque	5	0	1	0	12
Randy Day	5	0	1	0	5
Malcolm Drum	40	0	1	0	2
Gumt Sasser	5	0	0	0	3
Vincent Tomblay	4	0	0	0	3
Rick Sutter	5	0	0	0	3
Todd Chynoweth	10	0	0	0	5
Troy Loney	15	0	0	0	3
Roberto Romo	16	0	0	0	3
Dennis Heaman	38	0	0	0	21
Bench					14

GOALTENDING

PLAYERS (W-L-T)	GP	MP	GA	SO	GAA
Dennis Heaman (8-24-2)	38	2028	138	1	4.03
Roberto Romo (6-11-1)	18	1020	78	1	4.55
Michael Dion (2-19-4)	30	1533	138	0	5.33
Vincent Tomblay (0-4-0)	4	250	24	0	6.00
TOTALS (16-58-6)	80	4940	378	2	4.67

MAJOR TRADES

- Oct. 21, 1983 - Obtained Andy Buckley, Ron Fouchal, Mark Taylor and a first round choice in the 1984 Entry Draft from Philadelphia for Rick Sutter and second and third round choices in the 1984 Entry Draft.
- Dec. 5, 1983 - Obtained Tom Roston from Edmonton for Kevin McClelland and a sixth round choice in the 1984 Entry Draft.
- Jan. 26, 1984 - Obtained Kevin McCarthy from Vancouver for a third round choice in the 1984 Entry Draft.
- Mar. 5, 1984 - Obtained Mike Mantha and a first round choice in the 1984 Entry Draft from Winnipeg for Randy Curlyte.

FINAL PATRICK DIVISION STANDINGS

TEAMS	GP	W	L	T	GF	GA	PTS
NY Islanders	80	50	26	4	357	269	104
Washington	80	46	27	5	308	226	101
Philadelphia	80	44	26	10	350	290	98
NY Rangers	80	42	29	9	314	324	93
New Jersey	80	17	56	7	231	350	41
Pittsburgh	80	16	58	6	214	330	38

GAME-BY-GAME RESULTS

DATE	W-L-T	SCORE	OPPONENT	DATE	W-L-T	SCORE	OPPONENT
10/12	W	3-1	Buffalo	11/11	W	2-1	San Jose
10/13	L	1-2	Los Angeles	11/12	L	1-2	San Jose
10/14	L	1-2	Los Angeles	11/13	L	1-2	San Jose
10/15	L	1-2	Los Angeles	11/14	L	1-2	San Jose
10/16	L	1-2	Los Angeles	11/15	L	1-2	San Jose
10/17	L	1-2	Los Angeles	11/16	L	1-2	San Jose
10/18	L	1-2	Los Angeles	11/17	L	1-2	San Jose
10/19	L	1-2	Los Angeles	11/18	L	1-2	San Jose
10/20	L	1-2	Los Angeles	11/19	L	1-2	San Jose
10/21	L	1-2	Los Angeles	11/20	L	1-2	San Jose
10/22	L	1-2	Los Angeles	11/21	L	1-2	San Jose
10/23	L	1-2	Los Angeles	11/22	L	1-2	San Jose
10/24	L	1-2	Los Angeles	11/23	L	1-2	San Jose
10/25	L	1-2	Los Angeles	11/24	L	1-2	San Jose
10/26	L	1-2	Los Angeles	11/25	L	1-2	San Jose
10/27	L	1-2	Los Angeles	11/26	L	1-2	San Jose
10/28	L	1-2	Los Angeles	11/27	L	1-2	San Jose
10/29	L	1-2	Los Angeles	11/28	L	1-2	San Jose
10/30	L	1-2	Los Angeles	11/29	L	1-2	San Jose
10/31	L	1-2	Los Angeles	11/30	L	1-2	San Jose
11/1	L	1-2	Los Angeles	12/1	L	1-2	San Jose
11/2	L	1-2	Los Angeles	12/2	L	1-2	San Jose
11/3	L	1-2	Los Angeles	12/3	L	1-2	San Jose
11/4	L	1-2	Los Angeles	12/4	L	1-2	San Jose
11/5	L	1-2	Los Angeles	12/5	L	1-2	San Jose
11/6	L	1-2	Los Angeles	12/6	L	1-2	San Jose
11/7	L	1-2	Los Angeles	12/7	L	1-2	San Jose
11/8	L	1-2	Los Angeles	12/8	L	1-2	San Jose
11/9	L	1-2	Los Angeles	12/9	L	1-2	San Jose
11/10	L	1-2	Los Angeles	12/10	L	1-2	San Jose
11/11	L	1-2	Los Angeles	12/11	L	1-2	San Jose
11/12	L	1-2	Los Angeles	12/12	L	1-2	San Jose
11/13	L	1-2	Los Angeles	12/13	L	1-2	San Jose
11/14	L	1-2	Los Angeles	12/14	L	1-2	San Jose
11/15	L	1-2	Los Angeles	12/15	L	1-2	San Jose
11/16	L	1-2	Los Angeles	12/16	L	1-2	San Jose
11/17	L	1-2	Los Angeles	12/17	L	1-2	San Jose
11/18	L	1-2	Los Angeles	12/18	L	1-2	San Jose
11/19	L	1-2	Los Angeles	12/19	L	1-2	San Jose
11/20	L	1-2	Los Angeles	12/20	L	1-2	San Jose
11/21	L	1-2	Los Angeles	12/21	L	1-2	San Jose
11/22	L	1-2	Los Angeles	12/22	L	1-2	San Jose
11/23	L	1-2	Los Angeles	12/23	L	1-2	San Jose
11/24	L	1-2	Los Angeles	12/24	L	1-2	San Jose
11/25	L	1-2	Los Angeles	12/25	L	1-2	San Jose
11/26	L	1-2	Los Angeles	12/26	L	1-2	San Jose
11/27	L	1-2	Los Angeles	12/27	L	1-2	San Jose
11/28	L	1-2	Los Angeles	12/28	L	1-2	San Jose
11/29	L	1-2	Los Angeles	12/29	L	1-2	San Jose
11/30	L	1-2	Los Angeles	12/30	L	1-2	San Jose
12/1	L	1-2	Los Angeles	12/31	L	1-2	San Jose

1984-85 PENGUINS REVIEW

SEASON HIGHLIGHTS

- Bob Berry is named head coach on June 4, 1984.
- Penguins draft Mario Lemieux, Doug Bodger and Roger Belanger in the first round of the 1984 Entry Draft on June 9 marking the first time in club history that Pittsburgh selected more than one player in the first round. Lemieux is the first Penguin to be drafted first overall.
- Penguins win five games in a row from Dec. 5 through Dec. 15.
- Lemieux scores two goals and one assist to win MVP honors at the 1985 All-Star Game in Calgary.
- Penguins place two representatives on the All-Rookie team, Lemieux at center and Warren Young at left wing.
- Lemieux finishes with 100 points (43-57) becoming only the third rookie in NHL history to score 100 or more points in a season.
- Lemieux is the first Penguin to be honored with the Calder Memorial Trophy for Rookie of the Year.
- Young and Lemieux each score over 40 goals, the first time two Penguins rookies topped the 40 goal mark in one season.

FINAL STATISTICS

SCORING

PLAYERS	GP	G	A	PTS	PIM
Mario Lemieux	73	53	57	110	54
Warren Young	80	40	32	72	176
Guy Sheekins	80	35	32	67	30
Mike Bullard	64	32	31	63	75
John Chabot	77	9	51	60	14
Wayne Balysh	55	20	35	54	35
Max Marchi	71	11	40	51	54
Doug Bodger	55	5	28	33	67
Andy Buckley	45	7	15	22	10
Randy Hill	35	2	19	21	53
Mark Lemmings	49	11	8	19	53
Guy Blais	25	10	9	19	259
Kevin McCaffrey	53	9	10	19	32
Troy Loney	46	10	4	14	53
Mark Taylor	47	7	10	17	19
Dave Harju	32	6	7	13	43
Bruce Dowder	36	4	7	11	23
Joe McDonnell	40	2	9	11	20
Pod Skusek	59	2	7	9	161
Lord Charlesworth	47	1	8	9	31
Reggie Belanger	55	3	5	8	32
Gully Weir	48	2	6	8	90
Byron Maxwell	44	0	8	8	57
Jim McGeough	23	3	4	7	16
Greg Fox	25	2	3	5	28
Art Casanova	14	1	1	2	2
Ron Fockhart	13	0	1	1	4
Pat Bouchette	14	1	3	4	24
Jim Hamilton	11	2	1	3	0
Steve Gavros	8	0	2	2	8
Rock Kubacki	6	0	2	2	8
Greg Hoffmann	11	0	2	2	9
Bob Errey	15	0	2	2	7
Merel Olson	15	0	1	1	0
Bob Gault	1	0	0	0	2
Tom O'Regan	1	0	0	0	0
Peter Loftis	6	0	0	0	4
Mark Rowan	5	0	0	0	7
Ulfie Ford	8	0	0	0	0
Marty McSorley	15	0	0	0	15
Roderic Romano	31	0	0	0	3
Denis Hamer	42	0	0	0	4

GOALTENDING

PLAYERS (W-L-T)	GP	MP	GA	SO	GAA
Roderic Romano (9-17-3)	1029	120	1	4	4.2
Denis Hamer (10-22-3)	42	2193	169	1	4.62
Mike (17-0-3-6-0)	10	553	43	0	4.67
Evann Ford (2-6-0)	8	457	48	0	6.30
TOTALS (24-51-5)	60	4852	585	2	4.76

MAJOR TRADES

- Oct. 17, 1984 - Continued Randy Hiller from Boston for a fourth round choice in the 1985 Entry Draft
- Nov. 3, 1984 - Continued John Gabriel from Montreal for Herb Flockhart
- Nov. 16, 1984 - Continued Ville Soren from Hartford for Pat Bouchette
- Mar. 12, 1985 - Continued Jim McGeough from Washington for Mark Taylor

FINAL PATRICK DIVISION

STANDINGS

TEAMS	GP	W	L	T	GF	GA	PTS
Pittsburgh	80	53	20	7	348	241	113
Washington	80	46	25	9	322	240	101
N.Y. Islanders	80	40	34	6	315	312	86
N.Y. Rangers	80	36	44	0	285	345	72
New Jersey	80	27	48	10	264	348	54
Pittsburgh	80	24	51	5	275	385	53

GAME-BY-GAME RESULTS

DATE	W-L-T	SCORE	OPPONENT	DATE	W-L-T	SCORE	OPPONENT
10/10	A	1-2	PHILADELPHIA	11/10	A	1-2	PHILADELPHIA
10/11	A	2-1	PHILADELPHIA	11/11	A	1-2	PHILADELPHIA
10/12	A	2-1	PHILADELPHIA	11/12	A	1-2	PHILADELPHIA
10/13	A	2-1	PHILADELPHIA	11/13	A	1-2	PHILADELPHIA
10/14	A	2-1	PHILADELPHIA	11/14	A	1-2	PHILADELPHIA
10/15	A	2-1	PHILADELPHIA	11/15	A	1-2	PHILADELPHIA
10/16	A	2-1	PHILADELPHIA	11/16	A	1-2	PHILADELPHIA
10/17	A	2-1	PHILADELPHIA	11/17	A	1-2	PHILADELPHIA
10/18	A	2-1	PHILADELPHIA	11/18	A	1-2	PHILADELPHIA
10/19	A	2-1	PHILADELPHIA	11/19	A	1-2	PHILADELPHIA
10/20	A	2-1	PHILADELPHIA	11/20	A	1-2	PHILADELPHIA
10/21	A	2-1	PHILADELPHIA	11/21	A	1-2	PHILADELPHIA
10/22	A	2-1	PHILADELPHIA	11/22	A	1-2	PHILADELPHIA
10/23	A	2-1	PHILADELPHIA	11/23	A	1-2	PHILADELPHIA
10/24	A	2-1	PHILADELPHIA	11/24	A	1-2	PHILADELPHIA
10/25	A	2-1	PHILADELPHIA	11/25	A	1-2	PHILADELPHIA
10/26	A	2-1	PHILADELPHIA	11/26	A	1-2	PHILADELPHIA
10/27	A	2-1	PHILADELPHIA	11/27	A	1-2	PHILADELPHIA
10/28	A	2-1	PHILADELPHIA	11/28	A	1-2	PHILADELPHIA
10/29	A	2-1	PHILADELPHIA	11/29	A	1-2	PHILADELPHIA
10/30	A	2-1	PHILADELPHIA	11/30	A	1-2	PHILADELPHIA
10/31	A	2-1	PHILADELPHIA	12/1	A	1-2	PHILADELPHIA
11/1	A	2-1	PHILADELPHIA	12/2	A	1-2	PHILADELPHIA
11/2	A	2-1	PHILADELPHIA	12/3	A	1-2	PHILADELPHIA
11/3	A	2-1	PHILADELPHIA	12/4	A	1-2	PHILADELPHIA
11/4	A	2-1	PHILADELPHIA	12/5	A	1-2	PHILADELPHIA
11/5	A	2-1	PHILADELPHIA	12/6	A	1-2	PHILADELPHIA
11/6	A	2-1	PHILADELPHIA	12/7	A	1-2	PHILADELPHIA
11/7	A	2-1	PHILADELPHIA	12/8	A	1-2	PHILADELPHIA
11/8	A	2-1	PHILADELPHIA	12/9	A	1-2	PHILADELPHIA
11/9	A	2-1	PHILADELPHIA	12/10	A	1-2	PHILADELPHIA
11/10	A	2-1	PHILADELPHIA	12/11	A	1-2	PHILADELPHIA
11/11	A	2-1	PHILADELPHIA	12/12	A	1-2	PHILADELPHIA
11/12	A	2-1	PHILADELPHIA	12/13	A	1-2	PHILADELPHIA
11/13	A	2-1	PHILADELPHIA	12/14	A	1-2	PHILADELPHIA
11/14	A	2-1	PHILADELPHIA	12/15	A	1-2	PHILADELPHIA
11/15	A	2-1	PHILADELPHIA	12/16	A	1-2	PHILADELPHIA
11/16	A	2-1	PHILADELPHIA	12/17	A	1-2	PHILADELPHIA
11/17	A	2-1	PHILADELPHIA	12/18	A	1-2	PHILADELPHIA
11/18	A	2-1	PHILADELPHIA	12/19	A	1-2	PHILADELPHIA
11/19	A	2-1	PHILADELPHIA	12/20	A	1-2	PHILADELPHIA
11/20	A	2-1	PHILADELPHIA	12/21	A	1-2	PHILADELPHIA
11/21	A	2-1	PHILADELPHIA	12/22	A	1-2	PHILADELPHIA
11/22	A	2-1	PHILADELPHIA	12/23	A	1-2	PHILADELPHIA
11/23	A	2-1	PHILADELPHIA	12/24	A	1-2	PHILADELPHIA
11/24	A	2-1	PHILADELPHIA	12/25	A	1-2	PHILADELPHIA
11/25	A	2-1	PHILADELPHIA	12/26	A	1-2	PHILADELPHIA
11/26	A	2-1	PHILADELPHIA	12/27	A	1-2	PHILADELPHIA
11/27	A	2-1	PHILADELPHIA	12/28	A	1-2	PHILADELPHIA
11/28	A	2-1	PHILADELPHIA	12/29	A	1-2	PHILADELPHIA
11/29	A	2-1	PHILADELPHIA	12/30	A	1-2	PHILADELPHIA
11/30	A	2-1	PHILADELPHIA	1/1	A	1-2	PHILADELPHIA
12/1	A	2-1	PHILADELPHIA	1/2	A	1-2	PHILADELPHIA
12/2	A	2-1	PHILADELPHIA	1/3	A	1-2	PHILADELPHIA
12/3	A	2-1	PHILADELPHIA	1/4	A	1-2	PHILADELPHIA
12/4	A	2-1	PHILADELPHIA	1/5	A	1-2	PHILADELPHIA
12/5	A	2-1	PHILADELPHIA	1/6	A	1-2	PHILADELPHIA
12/6	A	2-1	PHILADELPHIA	1/7	A	1-2	PHILADELPHIA
12/7	A	2-1	PHILADELPHIA	1/8	A	1-2	PHILADELPHIA
12/8	A	2-1	PHILADELPHIA	1/9	A	1-2	PHILADELPHIA
12/9	A	2-1	PHILADELPHIA	1/10	A	1-2	PHILADELPHIA
12/10	A	2-1	PHILADELPHIA	1/11	A	1-2	PHILADELPHIA
12/11	A	2-1	PHILADELPHIA	1/12	A	1-2	PHILADELPHIA
12/12	A	2-1	PHILADELPHIA	1/13	A	1-2	PHILADELPHIA
12/13	A	2-1	PHILADELPHIA	1/14	A	1-2	PHILADELPHIA
12/14	A	2-1	PHILADELPHIA	1/15	A	1-2	PHILADELPHIA
12/15	A	2-1	PHILADELPHIA	1/16	A	1-2	PHILADELPHIA
12/16	A	2-1	PHILADELPHIA	1/17	A	1-2	PHILADELPHIA
12/17	A	2-1	PHILADELPHIA	1/18	A	1-2	PHILADELPHIA
12/18	A	2-1	PHILADELPHIA	1/19	A	1-2	PHILADELPHIA
12/19	A	2-1	PHILADELPHIA	1/20	A	1-2	PHILADELPHIA
12/20	A	2-1	PHILADELPHIA	1/21	A	1-2	PHILADELPHIA
12/21	A	2-1	PHILADELPHIA	1/22	A	1-2	PHILADELPHIA
12/22	A	2-1	PHILADELPHIA	1/23	A	1-2	PHILADELPHIA
12/23	A	2-1	PHILADELPHIA	1/24	A	1-2	PHILADELPHIA
12/24	A	2-1	PHILADELPHIA	1/25	A	1-2	PHILADELPHIA
12/25	A	2-1	PHILADELPHIA	1/26	A	1-2	PHILADELPHIA
12/26	A	2-1	PHILADELPHIA	1/27	A	1-2	PHILADELPHIA
12/27	A	2-1	PHILADELPHIA	1/28	A	1-2	PHILADELPHIA
12/28	A	2-1	PHILADELPHIA	1/29	A	1-2	PHILADELPHIA
12/29	A	2-1	PHILADELPHIA	1/30	A	1-2	PHILADELPHIA
12/30	A	2-1	PHILADELPHIA	2/1	A	1-2	PHILADELPHIA
1/1	A	2-1	PHILADELPHIA	2/2	A	1-2	PHILADELPHIA
1/2	A	2-1	PHILADELPHIA	2/3	A	1-2	PHILADELPHIA
1/3	A	2-1	PHILADELPHIA	2/4	A	1-2	PHILADELPHIA
1/4	A	2-1	PHILADELPHIA	2/5	A	1-2	PHILADELPHIA
1/5	A	2-1	PHILADELPHIA	2/6	A	1-2	PHILADELPHIA
1/6	A	2-1	PHILADELPHIA	2/7	A	1-2	PHILADELPHIA
1/7	A	2-1	PHILADELPHIA	2/8	A	1-2	PHILADELPHIA
1/8	A	2-1	PHILADELPHIA	2/9	A	1-2	PHILADELPHIA
1/9	A	2-1	PHILADELPHIA	2/10	A	1-2	PHILADELPHIA
1/10	A	2-1	PHILADELPHIA	2/11	A	1-2	PHILADELPHIA
1/11	A	2-1	PHILADELPHIA	2/12	A	1-2	PHILADELPHIA
1/12	A	2-1	PHILADELPHIA	2/13	A	1-2	PHILADELPHIA
1/13	A	2-1	PHILADELPHIA	2/14	A	1-2	PHILADELPHIA
1/14	A	2-1	PHILADELPHIA	2/15	A	1-2	PHILADELPHIA
1/15	A	2-1	PHILADELPHIA	2/16	A	1-2	PHILADELPHIA
1/16	A	2-1	PHILADELPHIA	2/17	A	1-2	PHILADELPHIA
1/17	A	2-1	PHILADELPHIA	2/18	A	1-2	PHILADELPHIA
1/18	A	2-1	PHILADELPHIA	2/19	A	1-2	PHILADELPHIA
1/19	A	2-1	PHILADELPHIA	2/20	A	1-2	PHILADELPHIA
1/20	A	2-1	PHILADELPHIA	2/21	A	1-2	PHILADELPHIA
1/21	A	2-1	PHILADELPHIA	2/22	A	1-2	PHILADELPHIA
1/22	A	2-1	PHILADELPHIA	2/23	A	1-2	PHILADELPHIA
1/23	A	2-1	PHILADELPHIA	2/24	A	1-2	PHILADELPHIA
1/24	A	2-1	PHILADELPHIA	2/25	A	1-2	PHILADELPHIA
1/25	A	2-1	PHILADELPHIA	2/26	A	1-2	PHILADELPHIA
1/26	A	2-1	PHILADELPHIA	2/27	A	1-2	PHILADELPHIA
1/27	A	2-1	PHILADELPHIA	2/28	A	1-2	PHILADELPHIA
1/28	A	2-1	PHILADELPHIA	2/29	A	1-2	PHILADELPHIA
1/29	A	2-1	PHILADELPHIA	2/30	A	1-2	PHILADELPHIA
1/30	A	2-1	PHILADELPHIA	3/1	A	1-2	PHILADELPHIA
2/1	A	2-1	PHILADELPHIA	3/2	A	1-2	PHILADELPHIA
2/2	A	2-1	PHILADELPHIA	3/3	A	1-2	PHILADELPHIA
2/3	A	2-1	PHILADELPHIA	3/4	A	1-2	PHILADELPHIA
2/4	A	2-1	PHILADELPHIA	3/5	A	1-2	PHILADELPHIA
2/5	A	2-1	PHILADELPHIA	3/6	A	1-2	PHILADELPHIA
2/6	A	2-1	PHILADELPHIA	3/7	A	1-2	PHILADELPHIA
2/7	A						

1985-86 PENGUINS REVIEW

SEASON HIGHLIGHTS

- Mario Lemieux gets his first career hat trick on Dec. 31 at St. Louis with four goals.
- Lemieux has points in 26 consecutive games from Jan. 11 through Mar. 15, scoring 59 points (21+38) in that span.
- Penguins tie Russian Dynamo, 3-3, on Jan. 4 at the Civic Arena before a sellout crowd.
- On Feb. 15 vs. Vancouver, Lemieux records his 100th point to become the first Penguins player to record consecutive 100 point seasons.



MARIO LEMIEUX

MAJOR TRADES

- Sept. 17, 1985 - Obtained Gilles Meloche from Edmonton for Terry Dillworth and Marty McSorley.
- Oct. 4, 1985 - Obtained Randy Carmichael and Mike Moler from Buffalo for Pat Hughes.
- Oct. 27, 1985 - Obtained future considerations from Quebec for Wayne Babych.
- Mar. 17, 1985 - Obtained Ron Duguay from Detroit for Doug Shadden.

FINAL STATISTICS

SCORING

PLAYERS	GP	G	A	PTS	PIM
Mario Lemieux	79	48	93	141	43
Mike Bellardi	77	41	42	83	89
Mike Martin	78	15	57	67	107
Doug Shadden	67	37	34	66	37
Tony Ruskowski	72	26	37	65	107
Ron Duguay	80	25	36	61	32
Randy Carmichael	75	15	30	45	74
John Chabot	77	14	31	45	6
Doug Bodger	79	4	33	37	63
Dave Harman	75	17	18	35	91
Willy Lindstrom	71	14	17	31	35
Mike Barnard	66	15	14	29	36
Norm Schmidt	66	15	14	29	57
Jim Johnson	80	3	20	29	115
Craig Simpson	76	11	17	28	49
Don Francis	69	10	11	21	174
Bob Emry	37	11	6	17	8
Vic Sten	69	4	8	12	37
Tray Loney	47	3	9	12	36
Rod Buskas	77	7	7	9	130
Jim McGeough	17	3	2	5	5
Chris Dahlquist	5	1	2	3	2
Tom O'Regan	9	1	2	3	2
Randy Heber	28	0	3	3	13
Ted Nolan	18	1	1	2	14
Owight Matheson	4	1	0	1	2
Todd Charlesworth	2	0	1	1	0
Gilles Meloche	34	0	1	1	2
Roberto Romano	46	0	1	1	4
Wayne Babych	2	0	0	0	0
Oscar Hansen	3	0	0	0	0
Joe McDonnell	3	0	0	0	2
Mike Rowe	3	0	0	0	4
Phil Bouque	4	0	0	0	2
Tom Reulian	5	0	0	0	2

GOALTENDING

PLAYERS (W-L-T)	GP	MP	GA	SO	GAA
Roberto Romano (21-20-3)	46	2684	153	2	3.55
Gilles Meloche (13-15-5)	34	1958	113	0	3.59
Dennis Honan (0-3-0)	3	182	14	0	4.57
TOTALS (34-36-8)	80	4852	292	2	3.77

FINAL PATRICK DIVISION STANDINGS

TEAMS	GP	W	L	T	GF	GA	PTS
Pittsburgh	80	53	23	4	336	241	110
Washington	80	50	23	7	315	272	107
NY Islanders	80	29	49	12	327	284	90
NY Rangers	80	35	38	8	280	279	78
Pittsburgh	80	34	33	8	313	325	76
New Jersey	80	26	43	1	301	374	59

GAME-BY-GAME RESULTS

DATE	W-L-T	SCORE	OPPONENT	DATE	W-L-T	SCORE	OPPONENT
Oct 11	W	3-2	PHILADELPHIA	Oct 11	W	3-2	PHILADELPHIA
Oct 12	W	4-2	PHILADELPHIA	Oct 12	W	4-2	PHILADELPHIA
Oct 13	W	3-2	PHILADELPHIA	Oct 13	W	3-2	PHILADELPHIA
Oct 14	W	5-2	PHILADELPHIA	Oct 14	W	5-2	PHILADELPHIA
Oct 15	W	3-2	PHILADELPHIA	Oct 15	W	3-2	PHILADELPHIA
Oct 16	W	3-2	PHILADELPHIA	Oct 16	W	3-2	PHILADELPHIA
Oct 17	W	3-2	PHILADELPHIA	Oct 17	W	3-2	PHILADELPHIA
Oct 18	W	3-2	PHILADELPHIA	Oct 18	W	3-2	PHILADELPHIA
Oct 19	W	3-2	PHILADELPHIA	Oct 19	W	3-2	PHILADELPHIA
Oct 20	W	3-2	PHILADELPHIA	Oct 20	W	3-2	PHILADELPHIA
Oct 21	W	3-2	PHILADELPHIA	Oct 21	W	3-2	PHILADELPHIA
Oct 22	W	3-2	PHILADELPHIA	Oct 22	W	3-2	PHILADELPHIA
Oct 23	W	3-2	PHILADELPHIA	Oct 23	W	3-2	PHILADELPHIA
Oct 24	W	3-2	PHILADELPHIA	Oct 24	W	3-2	PHILADELPHIA
Oct 25	W	3-2	PHILADELPHIA	Oct 25	W	3-2	PHILADELPHIA
Oct 26	W	3-2	PHILADELPHIA	Oct 26	W	3-2	PHILADELPHIA
Oct 27	W	3-2	PHILADELPHIA	Oct 27	W	3-2	PHILADELPHIA
Oct 28	W	3-2	PHILADELPHIA	Oct 28	W	3-2	PHILADELPHIA
Oct 29	W	3-2	PHILADELPHIA	Oct 29	W	3-2	PHILADELPHIA
Oct 30	W	3-2	PHILADELPHIA	Oct 30	W	3-2	PHILADELPHIA
Oct 31	W	4-1	ST. LOUIS	Oct 31	W	4-1	ST. LOUIS
Nov 1	W	3-2	PHILADELPHIA	Nov 1	W	3-2	PHILADELPHIA
Nov 2	W	3-2	PHILADELPHIA	Nov 2	W	3-2	PHILADELPHIA
Nov 3	W	3-2	PHILADELPHIA	Nov 3	W	3-2	PHILADELPHIA
Nov 4	W	3-2	PHILADELPHIA	Nov 4	W	3-2	PHILADELPHIA
Nov 5	W	3-2	PHILADELPHIA	Nov 5	W	3-2	PHILADELPHIA
Nov 6	W	3-2	PHILADELPHIA	Nov 6	W	3-2	PHILADELPHIA
Nov 7	W	3-2	PHILADELPHIA	Nov 7	W	3-2	PHILADELPHIA
Nov 8	W	3-2	PHILADELPHIA	Nov 8	W	3-2	PHILADELPHIA
Nov 9	W	3-2	PHILADELPHIA	Nov 9	W	3-2	PHILADELPHIA
Nov 10	W	3-2	PHILADELPHIA	Nov 10	W	3-2	PHILADELPHIA
Nov 11	W	3-2	PHILADELPHIA	Nov 11	W	3-2	PHILADELPHIA
Nov 12	W	3-2	PHILADELPHIA	Nov 12	W	3-2	PHILADELPHIA
Nov 13	W	3-2	PHILADELPHIA	Nov 13	W	3-2	PHILADELPHIA
Nov 14	W	3-2	PHILADELPHIA	Nov 14	W	3-2	PHILADELPHIA
Nov 15	W	3-2	PHILADELPHIA	Nov 15	W	3-2	PHILADELPHIA
Nov 16	W	3-2	PHILADELPHIA	Nov 16	W	3-2	PHILADELPHIA
Nov 17	W	3-2	PHILADELPHIA	Nov 17	W	3-2	PHILADELPHIA
Nov 18	W	3-2	PHILADELPHIA	Nov 18	W	3-2	PHILADELPHIA
Nov 19	W	3-2	PHILADELPHIA	Nov 19	W	3-2	PHILADELPHIA
Nov 20	W	3-2	PHILADELPHIA	Nov 20	W	3-2	PHILADELPHIA
Nov 21	W	3-2	PHILADELPHIA	Nov 21	W	3-2	PHILADELPHIA
Nov 22	W	3-2	PHILADELPHIA	Nov 22	W	3-2	PHILADELPHIA
Nov 23	W	3-2	PHILADELPHIA	Nov 23	W	3-2	PHILADELPHIA
Nov 24	W	3-2	PHILADELPHIA	Nov 24	W	3-2	PHILADELPHIA
Nov 25	W	3-2	PHILADELPHIA	Nov 25	W	3-2	PHILADELPHIA
Nov 26	W	3-2	PHILADELPHIA	Nov 26	W	3-2	PHILADELPHIA
Nov 27	W	3-2	PHILADELPHIA	Nov 27	W	3-2	PHILADELPHIA
Nov 28	W	3-2	PHILADELPHIA	Nov 28	W	3-2	PHILADELPHIA
Nov 29	W	3-2	PHILADELPHIA	Nov 29	W	3-2	PHILADELPHIA
Nov 30	W	3-2	PHILADELPHIA	Nov 30	W	3-2	PHILADELPHIA
Dec 1	W	3-2	PHILADELPHIA	Dec 1	W	3-2	PHILADELPHIA
Dec 2	W	3-2	PHILADELPHIA	Dec 2	W	3-2	PHILADELPHIA
Dec 3	W	3-2	PHILADELPHIA	Dec 3	W	3-2	PHILADELPHIA
Dec 4	W	3-2	PHILADELPHIA	Dec 4	W	3-2	PHILADELPHIA
Dec 5	W	3-2	PHILADELPHIA	Dec 5	W	3-2	PHILADELPHIA
Dec 6	W	3-2	PHILADELPHIA	Dec 6	W	3-2	PHILADELPHIA
Dec 7	W	3-2	PHILADELPHIA	Dec 7	W	3-2	PHILADELPHIA
Dec 8	W	3-2	PHILADELPHIA	Dec 8	W	3-2	PHILADELPHIA
Dec 9	W	3-2	PHILADELPHIA	Dec 9	W	3-2	PHILADELPHIA
Dec 10	W	3-2	PHILADELPHIA	Dec 10	W	3-2	PHILADELPHIA
Dec 11	W	3-2	PHILADELPHIA	Dec 11	W	3-2	PHILADELPHIA
Dec 12	W	3-2	PHILADELPHIA	Dec 12	W	3-2	PHILADELPHIA
Dec 13	W	3-2	PHILADELPHIA	Dec 13	W	3-2	PHILADELPHIA
Dec 14	W	3-2	PHILADELPHIA	Dec 14	W	3-2	PHILADELPHIA
Dec 15	W	3-2	PHILADELPHIA	Dec 15	W	3-2	PHILADELPHIA
Dec 16	W	3-2	PHILADELPHIA	Dec 16	W	3-2	PHILADELPHIA
Dec 17	W	3-2	PHILADELPHIA	Dec 17	W	3-2	PHILADELPHIA
Dec 18	W	3-2	PHILADELPHIA	Dec 18	W	3-2	PHILADELPHIA
Dec 19	W	3-2	PHILADELPHIA	Dec 19	W	3-2	PHILADELPHIA
Dec 20	W	3-2	PHILADELPHIA	Dec 20	W	3-2	PHILADELPHIA
Dec 21	W	3-2	PHILADELPHIA	Dec 21	W	3-2	PHILADELPHIA
Dec 22	W	3-2	PHILADELPHIA	Dec 22	W	3-2	PHILADELPHIA
Dec 23	W	3-2	PHILADELPHIA	Dec 23	W	3-2	PHILADELPHIA
Dec 24	W	3-2	PHILADELPHIA	Dec 24	W	3-2	PHILADELPHIA
Dec 25	W	3-2	PHILADELPHIA	Dec 25	W	3-2	PHILADELPHIA
Dec 26	W	3-2	PHILADELPHIA	Dec 26	W	3-2	PHILADELPHIA
Dec 27	W	3-2	PHILADELPHIA	Dec 27	W	3-2	PHILADELPHIA
Dec 28	W	3-2	PHILADELPHIA	Dec 28	W	3-2	PHILADELPHIA
Dec 29	W	3-2	PHILADELPHIA	Dec 29	W	3-2	PHILADELPHIA
Dec 30	W	3-2	PHILADELPHIA	Dec 30	W	3-2	PHILADELPHIA
Dec 31	W	4-1	ST. LOUIS	Dec 31	W	4-1	ST. LOUIS
Jan 1	W	3-2	PHILADELPHIA	Jan 1	W	3-2	PHILADELPHIA
Jan 2	W	3-2	PHILADELPHIA	Jan 2	W	3-2	PHILADELPHIA
Jan 3	W	3-2	PHILADELPHIA	Jan 3	W	3-2	PHILADELPHIA
Jan 4	T	3-3	RUSSIAN DYNAMO	Jan 4	T	3-3	RUSSIAN DYNAMO
Jan 5	W	3-2	PHILADELPHIA	Jan 5	W	3-2	PHILADELPHIA
Jan 6	W	3-2	PHILADELPHIA	Jan 6	W	3-2	PHILADELPHIA
Jan 7	W	3-2	PHILADELPHIA	Jan 7	W	3-2	PHILADELPHIA
Jan 8	W	3-2	PHILADELPHIA	Jan 8	W	3-2	PHILADELPHIA
Jan 9	W	3-2	PHILADELPHIA	Jan 9	W	3-2	PHILADELPHIA
Jan 10	W	3-2	PHILADELPHIA	Jan 10	W	3-2	PHILADELPHIA
Jan 11	W	3-2	PHILADELPHIA	Jan 11	W	3-2	PHILADELPHIA
Jan 12	W	3-2	PHILADELPHIA	Jan 12	W	3-2	PHILADELPHIA
Jan 13	W	3-2	PHILADELPHIA	Jan 13	W	3-2	PHILADELPHIA
Jan 14	W	3-2	PHILADELPHIA	Jan 14	W	3-2	PHILADELPHIA
Jan 15	W	3-2	PHILADELPHIA	Jan 15	W	3-2	PHILADELPHIA
Jan 16	W	3-2	PHILADELPHIA	Jan 16	W	3-2	PHILADELPHIA
Jan 17	W	3-2	PHILADELPHIA	Jan 17	W	3-2	PHILADELPHIA
Jan 18	W	3-2	PHILADELPHIA	Jan 18	W	3-2	PHILADELPHIA
Jan 19	W	3-2	PHILADELPHIA	Jan 19	W	3-2	PHILADELPHIA
Jan 20	W	3-2	PHILADELPHIA	Jan 20	W	3-2	PHILADELPHIA
Jan 21	W	3-2	PHILADELPHIA	Jan 21	W	3-2	PHILADELPHIA
Jan 22	W	3-2	PHILADELPHIA	Jan 22	W	3-2	PHILADELPHIA
Jan 23	W	3-2	PHILADELPHIA	Jan 23	W	3-2	PHILADELPHIA
Jan 24	W	3-2	PHILADELPHIA	Jan 24	W	3-2	PHILADELPHIA
Jan 25	W	3-2	PHILADELPHIA	Jan 25	W	3-2	PHILADELPHIA
Jan 26	W	3-2	PHILADELPHIA	Jan 26	W	3-2	PHILADELPHIA
Jan 27	W	3-2	PHILADELPHIA	Jan 27	W	3-2	PHILADELPHIA
Jan 28	W	3-2	PHILADELPHIA	Jan 28	W	3-2	PHILADELPHIA
Jan 29	W	3-2	PHILADELPHIA	Jan 29	W	3-2	PHILADELPHIA
Jan 30	W	3-2	PHILADELPHIA	Jan 30	W	3-2	PHILADELPHIA
Jan 31	W	3-2	PHILADELPHIA	Jan 31	W	3-2	PHILADELPHIA
Feb 1	W	3-2	PHILADELPHIA	Feb 1	W	3-2	PHILADELPHIA
Feb 2	W	3-2	PHILADELPHIA	Feb 2	W	3-2	PHILADELPHIA
Feb 3	W	3-2	PHILADELPHIA	Feb 3	W	3-2	PHILADELPHIA
Feb 4	W	3-2	PHILADELPHIA	Feb 4	W	3-2	PHILADELPHIA
Feb 5	W	3-2	PHILADELPHIA	Feb 5	W	3-2	PHILADELPHIA
Feb 6	W	3-2	PHILADELPHIA	Feb 6	W	3-2	PHILADELPHIA
Feb 7	W	3-2	PHILADELPHIA	Feb 7	W	3-2	PHILADELPHIA
Feb 8	W	3-2	PHILADELPHIA	Feb 8	W	3-2	PHILADELPHIA
Feb 9	W	3-2	PHILADELPHIA	Feb 9	W	3-2	PHILADELPHIA
Feb 10	W	3-2	PHILADELPHIA	Feb 10	W	3-2	PHILADELPHIA
Feb 11	W	3-2	PHILADELPHIA	Feb 11	W	3-2	PHILADEL

1986-87 PENGUINS REVIEW

SEASON HIGHLIGHTS

- Penguins open their 20th Anniversary Season on Oct. 9 with a 5-4 win over Washington at the Civic Arena.
- Penguins defeat Buffalo 5-4 in OT on Oct. 22 to extend their club record start-of-the-season winning streak to seven games.
- Penguins record 12 hat tricks during the season, a club record, including six by Mario Lemieux.
- Lemieux scores 107 points (54+53), topping the century mark for the third consecutive season.
- Head coach Bob Berry and assistant Jim Roberts are relieved of coaching duties on Apr. 13.

FINAL STATISTICS

SCORING

PLAYERS	GP	G	A	PTS	PIM
Mario Lemieux	63	54	73	107	57
Dan Quinn	60	31	49	80	54
Randy Carlyne	49	26	27	53	142
Craig Simpson	72	26	26	52	57
Tony Haskins	70	14	37	51	147
Doug Berger	76	11	36	49	107
Max Marcha	62	9	31	40	44
John Graber	72	14	22	38	6
Bob Frey	72	18	16	44	46
Jim Johnson	40	5	25	30	118
Mark Franczy	78	14	14	28	218
Kevin Davidson	35	6	20	28	4
Dave Hamilton	56	10	15	25	56
Willy Lindstrom	60	10	13	23	6
V. A. Siroch	60	5	16	23	50
Warren Young	40	5	13	21	105
Ron Duguay	40	5	13	18	30
And Boudreau	68	5	15	18	125
Chris Kontos	31	8	0	17	6
Tray Jolley	24	8	7	15	22
Randy Hiller	55	4	8	12	37
Mike Howard	14	2	10	12	17
Daugh Schaefer	25	1	6	7	50
Norm Schacht	20	1	5	6	4
Phil Bourque	32	2	3	5	32
Jim McHugh	11	1	4	5	8
Mark Wilson	17	2	1	3	83
Lee Hahn	8	1	1	2	0
Mark Blaszczak	10	1	1	2	2
Nail Bonch	4	0	1	1	0
Daugh Malinver	6	0	1	1	2
Chris Chaboud	14	0	1	1	27
Pat Higgins	37	0	1	1	2
Giuseppe Marchio	43	0	1	1	20
Ladd Charlesworth	1	0	0	0	0
Alan Lemieux	1	0	0	0	0
Sieve Guenette	2	0	0	0	0
Mike Rowe	2	0	0	0	0
Carl Mokosay	3	0	0	0	4
Roberto Romano	25	0	0	0	0
Borze					16

GOALTENDING

PLAYERS (W-L-T)	GP	MP	GA	SO	GAA
Pat Higgins (8-6-2)	17	586	55	0	3.34
Gilles Meloche (13-19-7)	43	2343	134	0	3.43
Phil Bourque (9-11-2)	25	1438	87	0	3.63
Sieve Guenette (0-2-0)	2	113	6	0	4.25
TOTAL (30-38-12)	80	4882	284	0	3.66

MAJOR TRADES

- Nov. 12, 1986 - Obtained Dan Quinn from Calgary for Mike Ballard.
- Jan. 21, 1987 - Obtained Chris Kontos from New York Rangers for Pat Higgins.
- Feb. 6, 1987 - Obtained Pat Higgins from Boston for Roberto Romano.

FINAL PATRICK DIVISION STANDINGS

TEAMS	GP	W	L	T	GF	GA	PTS
Philadelphia	80	45	26	9	319	245	100
Washington	80	36	37	10	285	278	86
NY Islanders	80	35	33	12	279	281	82
NY Rangers	80	34	38	8	307	293	76
Pittsburgh	80	30	39	12	297	290	72
New Jersey	80	25	47	6	293	368	54

GAME-BY-GAME RESULTS

DATE	HOM. SCORE	OPPONENT	DATE	HOM. SCORE	OPPONENT
10/9/86	5-4	Washington	11/11/86	3-2	Philadelphia
10/11/86	4-3	Washington	11/13/86	2-1	Washington
10/13/86	5-4	Buffalo	11/15/86	3-2	Washington
10/15/86	5-4	Buffalo	11/17/86	3-2	Washington
10/17/86	5-4	Buffalo	11/19/86	3-2	Washington
10/19/86	5-4	Buffalo	11/21/86	3-2	Washington
10/21/86	5-4	Buffalo	11/23/86	3-2	Washington
10/23/86	5-4	Buffalo	11/25/86	3-2	Washington
10/25/86	5-4	Buffalo	11/27/86	3-2	Washington
10/27/86	5-4	Buffalo	11/29/86	3-2	Washington
10/29/86	5-4	Buffalo	12/1/86	3-2	Washington
10/31/86	5-4	Buffalo	12/3/86	3-2	Washington
11/2/86	5-4	Buffalo	12/5/86	3-2	Washington
11/4/86	5-4	Buffalo	12/7/86	3-2	Washington
11/6/86	5-4	Buffalo	12/9/86	3-2	Washington
11/8/86	5-4	Buffalo	12/11/86	3-2	Washington
11/10/86	5-4	Buffalo	12/13/86	3-2	Washington
11/12/86	5-4	Buffalo	12/15/86	3-2	Washington
11/14/86	5-4	Buffalo	12/17/86	3-2	Washington
11/16/86	5-4	Buffalo	12/19/86	3-2	Washington
11/18/86	5-4	Buffalo	12/21/86	3-2	Washington
11/20/86	5-4	Buffalo	12/23/86	3-2	Washington
11/22/86	5-4	Buffalo	12/25/86	3-2	Washington
11/24/86	5-4	Buffalo	12/27/86	3-2	Washington
11/26/86	5-4	Buffalo	12/29/86	3-2	Washington
11/28/86	5-4	Buffalo	1/1/87	3-2	Washington
11/30/86	5-4	Buffalo	1/3/87	3-2	Washington
12/2/86	5-4	Buffalo	1/5/87	3-2	Washington
12/4/86	5-4	Buffalo	1/7/87	3-2	Washington
12/6/86	5-4	Buffalo	1/9/87	3-2	Washington
12/8/86	5-4	Buffalo	1/11/87	3-2	Washington
12/10/86	5-4	Buffalo	1/13/87	3-2	Washington
12/12/86	5-4	Buffalo	1/15/87	3-2	Washington
12/14/86	5-4	Buffalo	1/17/87	3-2	Washington
12/16/86	5-4	Buffalo	1/19/87	3-2	Washington
12/18/86	5-4	Buffalo	1/21/87	3-2	Washington
12/20/86	5-4	Buffalo	1/23/87	3-2	Washington
12/22/86	5-4	Buffalo	1/25/87	3-2	Washington
12/24/86	5-4	Buffalo	1/27/87	3-2	Washington
12/26/86	5-4	Buffalo	1/29/87	3-2	Washington
12/28/86	5-4	Buffalo	1/31/87	3-2	Washington
12/30/86	5-4	Buffalo	2/2/87	3-2	Washington
1/1/87	5-4	Buffalo	2/4/87	3-2	Washington
1/3/87	5-4	Buffalo	2/6/87	3-2	Washington
1/5/87	5-4	Buffalo	2/8/87	3-2	Washington
1/7/87	5-4	Buffalo	2/10/87	3-2	Washington
1/9/87	5-4	Buffalo	2/12/87	3-2	Washington
1/11/87	5-4	Buffalo	2/14/87	3-2	Washington
1/13/87	5-4	Buffalo	2/16/87	3-2	Washington
1/15/87	5-4	Buffalo	2/18/87	3-2	Washington
1/17/87	5-4	Buffalo	2/20/87	3-2	Washington
1/19/87	5-4	Buffalo	2/22/87	3-2	Washington
1/21/87	5-4	Buffalo	2/24/87	3-2	Washington
1/23/87	5-4	Buffalo	2/26/87	3-2	Washington
1/25/87	5-4	Buffalo	2/28/87	3-2	Washington
1/27/87	5-4	Buffalo	2/30/87	3-2	Washington
1/29/87	5-4	Buffalo	3/1/87	3-2	Washington
1/31/87	5-4	Buffalo	3/3/87	3-2	Washington
2/2/87	5-4	Buffalo	3/5/87	3-2	Washington
2/4/87	5-4	Buffalo	3/7/87	3-2	Washington
2/6/87	5-4	Buffalo	3/9/87	3-2	Washington
2/8/87	5-4	Buffalo	3/11/87	3-2	Washington
2/10/87	5-4	Buffalo	3/13/87	3-2	Washington
2/12/87	5-4	Buffalo	3/15/87	3-2	Washington
2/14/87	5-4	Buffalo	3/17/87	3-2	Washington
2/16/87	5-4	Buffalo	3/19/87	3-2	Washington
2/18/87	5-4	Buffalo	3/21/87	3-2	Washington
2/20/87	5-4	Buffalo	3/23/87	3-2	Washington
2/22/87	5-4	Buffalo	3/25/87	3-2	Washington
2/24/87	5-4	Buffalo	3/27/87	3-2	Washington
2/26/87	5-4	Buffalo	3/29/87	3-2	Washington
2/28/87	5-4	Buffalo	3/31/87	3-2	Washington
2/30/87	5-4	Buffalo	4/2/87	3-2	Washington
3/2/87	5-4	Buffalo	4/4/87	3-2	Washington
3/4/87	5-4	Buffalo	4/6/87	3-2	Washington
3/6/87	5-4	Buffalo	4/8/87	3-2	Washington
3/8/87	5-4	Buffalo	4/10/87	3-2	Washington
3/10/87	5-4	Buffalo	4/12/87	3-2	Washington
3/12/87	5-4	Buffalo	4/14/87	3-2	Washington
3/14/87	5-4	Buffalo	4/16/87	3-2	Washington
3/16/87	5-4	Buffalo	4/18/87	3-2	Washington
3/18/87	5-4	Buffalo	4/20/87	3-2	Washington
3/20/87	5-4	Buffalo	4/22/87	3-2	Washington
3/22/87	5-4	Buffalo	4/24/87	3-2	Washington
3/24/87	5-4	Buffalo	4/26/87	3-2	Washington
3/26/87	5-4	Buffalo	4/28/87	3-2	Washington
3/28/87	5-4	Buffalo	4/30/87	3-2	Washington
3/30/87	5-4	Buffalo	5/2/87	3-2	Washington
3/31/87	5-4	Buffalo	5/4/87	3-2	Washington

1987-88 PENGUINS REVIEW

SEASON HIGHLIGHTS

- Pierre Cremer is named head coach on June 4.
- Marco Lemieux is named MVP in the NHL All-Star Game in St. Louis after scoring three goals, including the game-winner in OT, and three assists.
- Lemieux sets Penguins season records in goals (70), assists (98), points (168) and power play goals (22).
- Lemieux wins the Art Ross Trophy for scoring and the Hart Memorial Trophy for Most Valuable Player, thus becoming the first Penguin to be so honored.
- Tony Esposito is hired as vice president and general manager on April 14.
- Pierre Cremer is relieved of his coaching duties on June 14.

FINAL STATISTICS

SCORING

PLAYERS	GP	G	A	PTS	PIM
Mark Lutzow	77	20	58	108	80
Dan Quinn	75	45	35	79	50
Nandy Gunneymouth	71	35	39	71	141
Paul Coffey	46	15	47	62	93
Don J. Budge	69	14	31	45	102
Rob Brown	51	24	20	44	56
Dave Hunter	59	11	18	29	77
Ghedi Sommer	55	11	17	28	24
Jack Callender	41	11	16	27	45
Craig Simpson	21	13	13	26	34
Bryan Erickson	53	7	19	26	20
Wes Sien	58	1	20	21	62
Dave McLaurin	46	11	8	19	40
Eric LeRoy	65	5	13	18	151
Phil Bourque	21	4	12	16	20
Dan Lavoie	47	5	8	14	110
Randy Huler	55	1	12	13	144
Jim Johnson	55	1	12	15	87
Rud Buskin	76	4	8	12	206
Steve Galtay	46	5	6	11	45
Zarek Zalapski	15	3	6	11	7
Mo Yantha	21	2	8	10	23
Bob Errey	17	3	6	9	16
Chris Damiano	44	3	5	9	69
Max Karczewski	36	5	3	8	126
Perry Garchar	31	3	5	8	36
Will Paetrop	23	7	6	13	39
Chris Kentus	36	1	7	8	12
Karen Stevens	16	5	3	7	8
Dave Hannat	21	4	3	7	23
Waght Mathisen	23	3	6	6	14
Wayne Van Dorp	25	1	5	4	75
Chris Joseph	17	0	4	4	12
Norm Schmidt	5	1	2	3	0
Todd Charzewski	6	2	0	2	2
Bud A. Kon	5	1	1	2	0
Lee Giffin	19	0	2	2	9
Frank Pietrangola	21	0	2	2	3
Scott Grant	6	1	0	1	0
Pat Mayer	1	0	0	0	4
Dave Goertz	2	0	0	0	2
Wesley Young	7	0	0	0	15
Jimmy Mann	9	0	0	0	13
Steve Guerato	19	0	0	0	2
Pat Higgins	22	0	0	0	12
Gres Meloeche	27	0	0	0	0

GOALKEEPING

PLAYERS (W-L-T)	GP	MP	GA	SO	GAA
Steve Guerato (12-7-0)	19	1092	61	1	2.35
Pat Higgins (7-8-4)	27	1169	76	0	3.90
Frank Pietrangola (9-11-0-2)	1207	62	1	3.98	
Gres Meloeche (18-9-5)	27	1394	55	0	4.09
TOTALS (36-35-9)	85	4862	315	2	3.90

MAJOR TRADES

Nov. 24, 1987 - Ottawa Acquires Paul Coffey, Dave Hunter and Wayne Van Dorp from Edmonton for Craig Simpson, Mo Yantha, Dave Hannat and Chris Joseph

Feb. 4, 1988 - Ottawa Acquires Bryan Erickson from Los Angeles for Chris Kentus

FINAL PATRICK DIVISION

STANDINGS

TEAMS	GP	W	L	T	GF	GA	PTS
NY Islanders	80	35	31	15	308	287	86
Washington	80	38	31	9	381	349	85
Philadelphia	80	36	33	9	292	232	85
New Jersey	80	38	30	6	295	236	82
NY Rangers	81	36	34	10	301	284	82
Pittsburgh	80	35	35	9	319	316	81

GAME-BY-GAME RESULTS

DATE	W-L-T	SCORE	OPPONENT	DATE	W-L-T	SCORE	OPPONENT
10/12	W	4-1	Winnipeg	12/12	L	1-2	San Jose
10/13	L	1-3	Winnipeg	12/13	L	1-2	San Jose
10/14	L	1-3	Winnipeg	12/14	L	1-2	San Jose
10/15	L	1-3	Winnipeg	12/15	L	1-2	San Jose
10/16	L	1-3	Winnipeg	12/16	L	1-2	San Jose
10/17	L	1-3	Winnipeg	12/17	L	1-2	San Jose
10/18	L	1-3	Winnipeg	12/18	L	1-2	San Jose
10/19	L	1-3	Winnipeg	12/19	L	1-2	San Jose
10/20	L	1-3	Winnipeg	12/20	L	1-2	San Jose
10/21	L	1-3	Winnipeg	12/21	L	1-2	San Jose
10/22	L	1-3	Winnipeg	12/22	L	1-2	San Jose
10/23	L	1-3	Winnipeg	12/23	L	1-2	San Jose
10/24	L	1-3	Winnipeg	12/24	L	1-2	San Jose
10/25	L	1-3	Winnipeg	12/25	L	1-2	San Jose
10/26	L	1-3	Winnipeg	12/26	L	1-2	San Jose
10/27	L	1-3	Winnipeg	12/27	L	1-2	San Jose
10/28	L	1-3	Winnipeg	12/28	L	1-2	San Jose
10/29	L	1-3	Winnipeg	12/29	L	1-2	San Jose
10/30	L	1-3	Winnipeg	12/30	L	1-2	San Jose
10/31	L	1-3	Winnipeg	1/1	L	1-2	San Jose
11/1	L	1-3	Winnipeg	1/2	L	1-2	San Jose
11/2	L	1-3	Winnipeg	1/3	L	1-2	San Jose
11/3	L	1-3	Winnipeg	1/4	L	1-2	San Jose
11/4	L	1-3	Winnipeg	1/5	L	1-2	San Jose
11/5	L	1-3	Winnipeg	1/6	L	1-2	San Jose
11/6	L	1-3	Winnipeg	1/7	L	1-2	San Jose
11/7	L	1-3	Winnipeg	1/8	L	1-2	San Jose
11/8	L	1-3	Winnipeg	1/9	L	1-2	San Jose
11/9	L	1-3	Winnipeg	1/10	L	1-2	San Jose
11/10	L	1-3	Winnipeg	1/11	L	1-2	San Jose
11/11	L	1-3	Winnipeg	1/12	L	1-2	San Jose
11/12	L	1-3	Winnipeg	1/13	L	1-2	San Jose
11/13	L	1-3	Winnipeg	1/14	L	1-2	San Jose
11/14	L	1-3	Winnipeg	1/15	L	1-2	San Jose
11/15	L	1-3	Winnipeg	1/16	L	1-2	San Jose
11/16	L	1-3	Winnipeg	1/17	L	1-2	San Jose
11/17	L	1-3	Winnipeg	1/18	L	1-2	San Jose
11/18	L	1-3	Winnipeg	1/19	L	1-2	San Jose
11/19	L	1-3	Winnipeg	1/20	L	1-2	San Jose
11/20	L	1-3	Winnipeg	1/21	L	1-2	San Jose
11/21	L	1-3	Winnipeg	1/22	L	1-2	San Jose
11/22	L	1-3	Winnipeg	1/23	L	1-2	San Jose
11/23	L	1-3	Winnipeg	1/24	L	1-2	San Jose
11/24	L	1-3	Winnipeg	1/25	L	1-2	San Jose
11/25	L	1-3	Winnipeg	1/26	L	1-2	San Jose
11/26	L	1-3	Winnipeg	1/27	L	1-2	San Jose
11/27	L	1-3	Winnipeg	1/28	L	1-2	San Jose
11/28	L	1-3	Winnipeg	1/29	L	1-2	San Jose
11/29	L	1-3	Winnipeg	1/30	L	1-2	San Jose
11/30	L	1-3	Winnipeg	2/1	L	1-2	San Jose
12/1	L	1-3	Winnipeg	2/2	L	1-2	San Jose
12/2	L	1-3	Winnipeg	2/3	L	1-2	San Jose
12/3	L	1-3	Winnipeg	2/4	L	1-2	San Jose
12/4	L	1-3	Winnipeg	2/5	L	1-2	San Jose
12/5	L	1-3	Winnipeg	2/6	L	1-2	San Jose
12/6	L	1-3	Winnipeg	2/7	L	1-2	San Jose
12/7	L	1-3	Winnipeg	2/8	L	1-2	San Jose
12/8	L	1-3	Winnipeg	2/9	L	1-2	San Jose
12/9	L	1-3	Winnipeg	2/10	L	1-2	San Jose
12/10	L	1-3	Winnipeg	2/11	L	1-2	San Jose
12/11	L	1-3	Winnipeg	2/12	L	1-2	San Jose
12/12	L	1-3	Winnipeg	2/13	L	1-2	San Jose
12/13	L	1-3	Winnipeg	2/14	L	1-2	San Jose
12/14	L	1-3	Winnipeg	2/15	L	1-2	San Jose
12/15	L	1-3	Winnipeg	2/16	L	1-2	San Jose
12/16	L	1-3	Winnipeg	2/17	L	1-2	San Jose
12/17	L	1-3	Winnipeg	2/18	L	1-2	San Jose
12/18	L	1-3	Winnipeg	2/19	L	1-2	San Jose
12/19	L	1-3	Winnipeg	2/20	L	1-2	San Jose
12/20	L	1-3	Winnipeg	2/21	L	1-2	San Jose
12/21	L	1-3	Winnipeg	2/22	L	1-2	San Jose
12/22	L	1-3	Winnipeg	2/23	L	1-2	San Jose
12/23	L	1-3	Winnipeg	2/24	L	1-2	San Jose
12/24	L	1-3	Winnipeg	2/25	L	1-2	San Jose
12/25	L	1-3	Winnipeg	2/26	L	1-2	San Jose
12/26	L	1-3	Winnipeg	2/27	L	1-2	San Jose
12/27	L	1-3	Winnipeg	2/28	L	1-2	San Jose
12/28	L	1-3	Winnipeg	2/29	L	1-2	San Jose
12/29	L	1-3	Winnipeg	2/30	L	1-2	San Jose
12/30	L	1-3	Winnipeg	3/1	L	1-2	San Jose
12/31	L	1-3	Winnipeg	3/2	L	1-2	San Jose

1988-89 PENGUINS REVIEW

SEASON HIGHLIGHTS

- Gene Ubriaco is named 11th Penguins head coach on June 28.
- Mario Lemieux sets a club record with five goals vs. New Jersey on Dec. 31, scoring each type of goal possible with an even strength, power play, short-handed, penalty shot and empty net goal.
- For the first time in Penguins history, three players (Lemieux 199, Rob Brown 115 and Paul Coffey 113) record 100 point seasons.
- Lemieux sets Penguins records for goals (85), assists (114), points (199), power play goals (31), short-handed goals (13) and hat tricks (9).
- Penguins set an NHL record with 119 power play goals.
- Penguins return to the playoffs after a seven-year absence, sweeping the New York Rangers before losing to Philadelphia in seven games.
- Lemieux ties two NHL playoff records with five goals and eight points in one playoff game vs. Philadelphia in a 10-7 Penguins win.
- Coffey and Lemieux are named NHL First Team All-Stars.
- Lemieux wins his second consecutive Art Ross Trophy.

MAJOR TRADES

- Sept. 1, 1988 - Obtained Wendell Young and a seventh round choice in the 1990 Entry Draft from Philadelphia for a third round choice in the 1990 Entry Draft.
- Nov. 12, 1988 - Obtained Tom Barraso and a third round choice in the 1990 Entry Draft from Buffalo for Doug Bodger and Darren Shannon.
- Dec. 17, 1988 - Obtained Gord Dineen and Scott Bugden from Minnesota for V. E. Siro and Steve Gulaas.

FINAL STATISTICS SCORING

PLAYERS	GP	G	A	PTS	PIM
Mario Lemieux	76	85	114	199	100
Rob Brown	66	49	66	115	118
Paul Coffey	75	30	83	113	193
Dan Clune	79	34	60	64	102
Bob Errey	71	26	39	58	124
John Clune	79	12	37	49	12
Zarley Zalaznik	58	12	33	45	57
Randy Currier	70	25	19	44	156
Phil Bourque	60	17	26	43	87
Steve Hannan	72	10	28	38	157
Randy Hillier	68	1	23	24	141
Tracy Leach	89	0	6	6	165
Jim Johnston	78	2	14	16	163
Kevin Stevens	24	12	2	14	18
Jack Callander	30	5	5	11	20
Tom Barraso	54	0	8	8	70
Dan Frawley	46	3	4	7	60
Steve Dykstra	65	1	6	7	128
Chris DiMarzio	43	1	5	6	32
Ang Bakas	52	1	5	6	105
Doug Hodger	10	1	4	5	7
Jay Caulfield	58	1	4	5	735
Gord Dineen	40	1	3	4	34
Scott Branstad	24	0	0	3	4
Dave McIlwain	24	1	2	3	4
York Kawabuchi	12	1	1	2	41
York Perron	15	1	1	2	9
Wendell Young	22	0	2	2	4
V. E. Siro	7	1	0	1	4
Steve Stenetto	11	0	1	1	0
Phil Tabarelli	1	0	0	0	2
Henry Sanchez	3	0	0	0	0
Frank Pietrangolo	15	0	0	0	2
Richard Zemlak	34	0	0	0	148
Bench					75

GOALTENDING

PLAYERS (W-L-T)	GP	MP	GA	SO	GAA
Frank Pietrangolo (15-3-0)	11	669	45	3	4.04
Tom Barraso (18-15-7)	44	2436	162	0	4.04
Steve Guerene (15-6-5)	11	574	41	0	4.29
Wendell Young (12-3-0)	22	1150	92	0	4.80
Mark Tabarelli (0-0-0)	1	33	4	0	7.27
TOTALS (42-33-7)	60	4844	349	0	4.32

FINAL PATRICK DIVISION STANDINGS

TEAMS	GP	W	L	T	GF	GA	PTS
Washington	62	41	29	10	305	280	92
Pittsburgh	60	40	23	7	347	349	87
NY Rangers	62	37	35	6	310	307	82
Philadelphia	62	36	36	8	327	285	80
New Jersey	62	27	41	12	281	325	66
NY Islanders	60	28	47	5	285	326	61

GAME-BY-GAME RESULTS

DATE	W-L-T	SCORE	OPPONENT	DATE	W-L-T	SCORE	OPPONENT
10/10	A	1-0	WAS	11/10	A	1-0	PHI
10/12	A	1-0	PHI	11/12	A	1-0	PHI
10/14	A	1-0	PHI	11/14	A	1-0	PHI
10/16	A	1-0	PHI	11/16	A	1-0	PHI
10/18	A	1-0	PHI	11/18	A	1-0	PHI
10/20	A	1-0	PHI	11/20	A	1-0	PHI
10/22	A	1-0	PHI	11/22	A	1-0	PHI
10/24	A	1-0	PHI	11/24	A	1-0	PHI
10/26	A	1-0	PHI	11/26	A	1-0	PHI
10/28	A	1-0	PHI	11/28	A	1-0	PHI
10/30	A	1-0	PHI	11/30	A	1-0	PHI
10/31	A	5-0	NJ	12/1	A	1-0	PHI
11/2	A	1-0	PHI	12/3	A	1-0	PHI
11/4	A	1-0	PHI	12/5	A	1-0	PHI
11/6	A	1-0	PHI	12/7	A	1-0	PHI
11/8	A	1-0	PHI	12/9	A	1-0	PHI
11/10	A	1-0	PHI	12/11	A	1-0	PHI
11/12	A	1-0	PHI	12/13	A	1-0	PHI
11/14	A	1-0	PHI	12/15	A	1-0	PHI
11/16	A	1-0	PHI	12/17	A	1-0	PHI
11/18	A	1-0	PHI	12/19	A	1-0	PHI
11/20	A	1-0	PHI	12/21	A	1-0	PHI
11/22	A	1-0	PHI	12/23	A	1-0	PHI
11/24	A	1-0	PHI	12/25	A	1-0	PHI
11/26	A	1-0	PHI	12/27	A	1-0	PHI
11/28	A	1-0	PHI	12/29	A	1-0	PHI
11/30	A	1-0	PHI	12/31	A	5-0	NJ
12/2	A	1-0	PHI	1/1	A	1-0	PHI
12/4	A	1-0	PHI	1/3	A	1-0	PHI
12/6	A	1-0	PHI	1/5	A	1-0	PHI
12/8	A	1-0	PHI	1/7	A	1-0	PHI
12/10	A	1-0	PHI	1/9	A	1-0	PHI
12/12	A	1-0	PHI	1/11	A	1-0	PHI
12/14	A	1-0	PHI	1/13	A	1-0	PHI
12/16	A	1-0	PHI	1/15	A	1-0	PHI
12/18	A	1-0	PHI	1/17	A	1-0	PHI
12/20	A	1-0	PHI	1/19	A	1-0	PHI
12/22	A	1-0	PHI	1/21	A	1-0	PHI
12/24	A	1-0	PHI	1/23	A	1-0	PHI
12/26	A	1-0	PHI	1/25	A	1-0	PHI
12/28	A	1-0	PHI	1/27	A	1-0	PHI
12/30	A	1-0	PHI	1/29	A	1-0	PHI
1/1	A	1-0	PHI	1/31	A	1-0	PHI
1/3	A	1-0	PHI	2/1	A	1-0	PHI
1/5	A	1-0	PHI	2/3	A	1-0	PHI
1/7	A	1-0	PHI	2/5	A	1-0	PHI
1/9	A	1-0	PHI	2/7	A	1-0	PHI
1/11	A	1-0	PHI	2/9	A	1-0	PHI
1/13	A	1-0	PHI	2/11	A	1-0	PHI
1/15	A	1-0	PHI	2/13	A	1-0	PHI
1/17	A	1-0	PHI	2/15	A	1-0	PHI
1/19	A	1-0	PHI	2/17	A	1-0	PHI
1/21	A	1-0	PHI	2/19	A	1-0	PHI
1/23	A	1-0	PHI	2/21	A	1-0	PHI
1/25	A	1-0	PHI	2/23	A	1-0	PHI
1/27	A	1-0	PHI	2/25	A	1-0	PHI
1/29	A	1-0	PHI	2/27	A	1-0	PHI
1/31	A	1-0	PHI	2/29	A	1-0	PHI
2/2	A	1-0	PHI	2/31	A	1-0	PHI
2/4	A	1-0	PHI	3/1	A	1-0	PHI
2/6	A	1-0	PHI	3/3	A	1-0	PHI
2/8	A	1-0	PHI	3/5	A	1-0	PHI
2/10	A	1-0	PHI	3/7	A	1-0	PHI
2/12	A	1-0	PHI	3/9	A	1-0	PHI
2/14	A	1-0	PHI	3/11	A	1-0	PHI
2/16	A	1-0	PHI	3/13	A	1-0	PHI
2/18	A	1-0	PHI	3/15	A	1-0	PHI
2/20	A	1-0	PHI	3/17	A	1-0	PHI
2/22	A	1-0	PHI	3/19	A	1-0	PHI
2/24	A	1-0	PHI	3/21	A	1-0	PHI
2/26	A	1-0	PHI	3/23	A	1-0	PHI
2/28	A	1-0	PHI	3/25	A	1-0	PHI
2/30	A	1-0	PHI	3/27	A	1-0	PHI
3/2	A	1-0	PHI	3/29	A	1-0	PHI
3/4	A	1-0	PHI	3/31	A	1-0	PHI
3/6	A	1-0	PHI	4/1	A	1-0	PHI
3/8	A	1-0	PHI	4/3	A	1-0	PHI
3/10	A	1-0	PHI	4/5	A	1-0	PHI
3/12	A	1-0	PHI	4/7	A	1-0	PHI
3/14	A	1-0	PHI	4/9	A	1-0	PHI
3/16	A	1-0	PHI	4/11	A	1-0	PHI
3/18	A	1-0	PHI	4/13	A	1-0	PHI
3/20	A	1-0	PHI	4/15	A	1-0	PHI
3/22	A	1-0	PHI	4/17	A	1-0	PHI
3/24	A	1-0	PHI	4/19	A	1-0	PHI
3/26	A	1-0	PHI	4/21	A	1-0	PHI
3/28	A	1-0	PHI	4/23	A	1-0	PHI
3/30	A	1-0	PHI	4/25	A	1-0	PHI
3/31	A	1-0	PHI	4/27	A	1-0	PHI
4/2	A	1-0	PHI	4/29	A	1-0	PHI
4/4	A	1-0	PHI	4/31	A	1-0	PHI
4/6	A	1-0	PHI	5/1	A	1-0	PHI
4/8	A	1-0	PHI	5/3	A	1-0	PHI
4/10	A	1-0	PHI	5/5	A	1-0	PHI
4/12	A	1-0	PHI	5/7	A	1-0	PHI
4/14	A	1-0	PHI	5/9	A	1-0	PHI
4/16	A	1-0	PHI	5/11	A	1-0	PHI
4/18	A	1-0	PHI	5/13	A	1-0	PHI
4/20	A	1-0	PHI	5/15	A	1-0	PHI
4/22	A	1-0	PHI	5/17	A	1-0	PHI
4/24	A	1-0	PHI	5/19	A	1-0	PHI
4/26	A	1-0	PHI	5/21	A	1-0	PHI
4/28	A	1-0	PHI	5/23	A	1-0	PHI
4/30	A	1-0	PHI	5/25	A	1-0	PHI
5/2	A	1-0	PHI	5/27	A	1-0	PHI
5/4	A	1-0	PHI	5/29	A	1-0	PHI
5/6	A	1-0	PHI	5/31	A	1-0	PHI
5/8	A	1-0	PHI	6/1	A	1-0	PHI
5/10	A	1-0	PHI	6/3	A	1-0	PHI
5/12	A	1-0	PHI	6/5	A	1-0	PHI
5/14	A	1-0	PHI	6/7	A	1-0	PHI
5/16	A	1-0	PHI	6/9	A	1-0	PHI
5/18	A	1-0	PHI	6/11	A	1-0	PHI
5/20	A	1-0	PHI	6/13	A	1-0	PHI
5/22	A	1-0	PHI	6/15	A	1-0	PHI
5/24	A	1-0	PHI	6/17	A	1-0	PHI
5/26	A	1-0	PHI	6/19	A	1-0	PHI
5/28	A	1-0	PHI	6/21	A	1-0	PHI
5/30	A	1-0	PHI	6/23	A	1-0	PHI
5/31	A	1-0	PHI	6/25	A	1-0	PHI
6/1	A	1-0	PHI	6/27	A	1-0	PHI
6/3	A	1-0	PHI	6/29	A	1-0	PHI
6/5	A	1-0	PHI	6/31	A	1-0	PHI
6/7	A	1-0	PHI	7/1	A	1-0	PHI
6/9	A	1-0	PHI	7/3	A	1-0	PHI
6/11	A	1-0	PHI	7/5	A	1-0	PHI
6/13	A	1-0	PHI	7/7	A	1-0	PHI
6/15	A	1-0	PHI	7/9	A	1-0	PHI
6/17	A	1-0	PHI	7/11	A	1-0	PHI
6/19	A	1-0	PHI	7/13	A	1-0	PHI
6/21	A	1-0	PHI	7/15	A	1-0	PHI
6/23	A	1-0	PHI	7/17	A	1-0	PHI
6/25	A	1-0	PHI	7/19	A	1-0	PHI
6/27	A	1-0	PHI	7/21	A	1-0	PHI
6/29	A	1-0	PHI	7/23	A	1-0	PHI
6/30	A	1-0	PHI	7/25	A	1-0	PHI

1989-90 PENGUINS REVIEW

SEASON HIGHLIGHTS

- Wendell Young records the first Penguins shutout in two seasons with a 6-0 blanking of the New York Rangers on Nov. 14.
- Craig Patrick is named general manager and head coach on Dec. 5, replacing Tony Esposito and Gene Ubriaco.
- Pittsburgh's Civic Arena plays host to the NHL All-Star Game for the first time on Jan. 21 and Penguins center Mario Lemieux scores four goals on his way to his third All-Star MVP Award.
- Buffalo beats the Penguins in the final game of the regular season to knock the Penguins out of the playoffs.
- Mario Lemieux records a 46-game scoring streak (39-64-103), second longest in NHL history, from Oct. 31 through Feb. 11. The streak is halted when Lemieux leaves the Penguins-Rangers game on Feb. 11 with a back injury.
- Penguins record seven home wins in a row from Feb. 8 through Mar. 17.
- Penguins draft Czechoslovakian right wing Jaromir Jagr with the fifth pick in the first round of the 1990 Entry Draft.

MAJOR TRADES

- June 17, 1989 - Obtain Red Hardy, Glenn Anderson and Jim Kyle from Winnipeg for Herb Carnegie, Brent Ladd and Dave McLean.
- Jan. 8, 1990 - Obtain Red Buskas, Tony East and Barry Pederson from Vancouver for Dan Quinn, Andrew McKinnon and Dave Capuano.

FINAL STATISTICS

SCORING

PLAYERS	GP	G	A	PTS	PIM
Mario Lemieux	59	45	74	124	74
Paul Coffey	80	29	74	103	95
John D'Amico	72	32	60	97	138
Bob Brown	80	30	47	80	107
Kristi Stevens	76	29	51	70	171
Mark Hecchi	74	10	37	67	44
Tony Laro	78	26	30	64	77
Phil Bourque	76	22	17	39	108
Rob Rney	78	20	19	39	169
Zdenek Zedajak	51	0	26	31	47
Randy Peterson	54	0	26	41	30
Dan Quinn	47	0	20	20	22
Troy Loney	67	11	16	27	168
Hardy Gillen	61	5	11	16	54
Jim Johnson	75	3	13	16	154
Hardy Hauer	61	3	12	16	71
Andrew McLean	41	5	8	14	81
Chris Dahlen	69	4	10	14	56
Jack Coffey	30	4	7	11	49
Hilbert DeGrupe	54	3	7	10	44
Doug Smith	40	4	5	9	87
Norm D'Amico	63	1	4	6	135
Ronald Zedajak	19	1	5	6	43
Jim Kyle	56	3	1	4	139
Wendell Young	43	0	4	4	8
Clay Goulet	37	1	2	3	123
Steve Leason	10	0	4	3	0
Red Buskas	29	0	3	3	49
Alan Cheever	42	0	3	3	8
Mary Kaminsky	14	0	1	1	40
Dave Capuano	6	0	0	0	2
Frank Patrick	21	0	0	0	2
Tom Barnowski	24	0	0	0	6
Stech					11

GOALTENDING

PLAYERS (W-L-T)	GP	MP	GA	SO	GAA
Wendell Young (15-26-1)	43	2314	141	1	4.77
Frank Patrick (18-5-2)	21	1066	77	0	4.33
Tom Barnowski (17-12-3)	24	1294	101	0	4.68
Alan Cheever (1-2-0)	3	166	14	0	5.08
TOTALS (32-40-8)	80	4658	358	1	4.44

FINAL PATRICK DIVISION STANDINGS

TEAMS	GP	W	L	T	GF	GA	PTS
NY Rangers	82	36	31	13	279	267	85
New Jersey	82	37	34	9	280	284	84
Washington	82	36	38	5	284	275	78
NY Islanders	82	31	38	11	281	288	70
Pittsburgh	82	32	40	9	316	354	77
Philadelphia	82	35	39	11	280	297	71

GAME-BY-GAME RESULTS

DATE	W-L-T	SCORE	OPPONENT	DATE	W-L-T	SCORE	OPPONENT
10/10	W	1-0	PHILADELPHIA	11/10	W	2-0	NEW YORK RANGERS
10/12	W	2-0	PHILADELPHIA	11/12	W	2-0	NEW YORK RANGERS
10/14	W	2-0	PHILADELPHIA	11/14	W	2-0	NEW YORK RANGERS
10/16	W	2-0	PHILADELPHIA	11/16	W	2-0	NEW YORK RANGERS
10/18	W	2-0	PHILADELPHIA	11/18	W	2-0	NEW YORK RANGERS
10/20	W	2-0	PHILADELPHIA	11/20	W	2-0	NEW YORK RANGERS
10/22	W	2-0	PHILADELPHIA	11/22	W	2-0	NEW YORK RANGERS
10/24	W	2-0	PHILADELPHIA	11/24	W	2-0	NEW YORK RANGERS
10/26	W	2-0	PHILADELPHIA	11/26	W	2-0	NEW YORK RANGERS
10/28	W	2-0	PHILADELPHIA	11/28	W	2-0	NEW YORK RANGERS
10/30	W	2-0	PHILADELPHIA	11/30	W	2-0	NEW YORK RANGERS
10/31	W	6-0	NEW YORK RANGERS	12/1	W	2-0	NEW YORK RANGERS
11/2	W	2-0	PHILADELPHIA	12/3	W	2-0	NEW YORK RANGERS
11/4	W	2-0	PHILADELPHIA	12/5	W	2-0	NEW YORK RANGERS
11/6	W	2-0	PHILADELPHIA	12/7	W	2-0	NEW YORK RANGERS
11/8	W	2-0	PHILADELPHIA	12/9	W	2-0	NEW YORK RANGERS
11/10	W	2-0	PHILADELPHIA	12/11	W	2-0	NEW YORK RANGERS
11/12	W	2-0	PHILADELPHIA	12/13	W	2-0	NEW YORK RANGERS
11/14	W	2-0	PHILADELPHIA	12/15	W	2-0	NEW YORK RANGERS
11/16	W	2-0	PHILADELPHIA	12/17	W	2-0	NEW YORK RANGERS
11/18	W	2-0	PHILADELPHIA	12/19	W	2-0	NEW YORK RANGERS
11/20	W	2-0	PHILADELPHIA	12/21	W	2-0	NEW YORK RANGERS
11/22	W	2-0	PHILADELPHIA	12/23	W	2-0	NEW YORK RANGERS
11/24	W	2-0	PHILADELPHIA	12/25	W	2-0	NEW YORK RANGERS
11/26	W	2-0	PHILADELPHIA	12/27	W	2-0	NEW YORK RANGERS
11/28	W	2-0	PHILADELPHIA	12/29	W	2-0	NEW YORK RANGERS
11/30	W	2-0	PHILADELPHIA	12/31	W	2-0	NEW YORK RANGERS
12/2	W	2-0	PHILADELPHIA	1/2	W	2-0	NEW YORK RANGERS
12/4	W	2-0	PHILADELPHIA	1/4	W	2-0	NEW YORK RANGERS
12/6	W	2-0	PHILADELPHIA	1/6	W	2-0	NEW YORK RANGERS
12/8	W	2-0	PHILADELPHIA	1/8	W	2-0	NEW YORK RANGERS
12/10	W	2-0	PHILADELPHIA	1/10	W	2-0	NEW YORK RANGERS
12/12	W	2-0	PHILADELPHIA	1/12	W	2-0	NEW YORK RANGERS
12/14	W	2-0	PHILADELPHIA	1/14	W	2-0	NEW YORK RANGERS
12/16	W	2-0	PHILADELPHIA	1/16	W	2-0	NEW YORK RANGERS
12/18	W	2-0	PHILADELPHIA	1/18	W	2-0	NEW YORK RANGERS
12/20	W	2-0	PHILADELPHIA	1/20	W	2-0	NEW YORK RANGERS
12/22	W	2-0	PHILADELPHIA	1/22	W	2-0	NEW YORK RANGERS
12/24	W	2-0	PHILADELPHIA	1/24	W	2-0	NEW YORK RANGERS
12/26	W	2-0	PHILADELPHIA	1/26	W	2-0	NEW YORK RANGERS
12/28	W	2-0	PHILADELPHIA	1/28	W	2-0	NEW YORK RANGERS
12/30	W	2-0	PHILADELPHIA	1/30	W	2-0	NEW YORK RANGERS
1/1	W	2-0	PHILADELPHIA	2/1	W	2-0	NEW YORK RANGERS
1/3	W	2-0	PHILADELPHIA	2/3	W	2-0	NEW YORK RANGERS
1/5	W	2-0	PHILADELPHIA	2/5	W	2-0	NEW YORK RANGERS
1/7	W	2-0	PHILADELPHIA	2/7	W	2-0	NEW YORK RANGERS
1/9	W	2-0	PHILADELPHIA	2/9	W	2-0	NEW YORK RANGERS
1/11	W	2-0	PHILADELPHIA	2/11	W	2-0	NEW YORK RANGERS
1/13	W	2-0	PHILADELPHIA	2/13	W	2-0	NEW YORK RANGERS
1/15	W	2-0	PHILADELPHIA	2/15	W	2-0	NEW YORK RANGERS
1/17	W	2-0	PHILADELPHIA	2/17	W	2-0	NEW YORK RANGERS
1/19	W	2-0	PHILADELPHIA	2/19	W	2-0	NEW YORK RANGERS
1/21	W	2-0	PHILADELPHIA	2/21	W	2-0	NEW YORK RANGERS
1/23	W	2-0	PHILADELPHIA	2/23	W	2-0	NEW YORK RANGERS
1/25	W	2-0	PHILADELPHIA	2/25	W	2-0	NEW YORK RANGERS
1/27	W	2-0	PHILADELPHIA	2/27	W	2-0	NEW YORK RANGERS
1/29	W	2-0	PHILADELPHIA	2/29	W	2-0	NEW YORK RANGERS
1/31	W	2-0	PHILADELPHIA	3/1	W	2-0	NEW YORK RANGERS
2/2	W	2-0	PHILADELPHIA	3/3	W	2-0	NEW YORK RANGERS
2/4	W	2-0	PHILADELPHIA	3/5	W	2-0	NEW YORK RANGERS
2/6	W	2-0	PHILADELPHIA	3/7	W	2-0	NEW YORK RANGERS
2/8	W	2-0	PHILADELPHIA	3/9	W	2-0	NEW YORK RANGERS
2/10	W	2-0	PHILADELPHIA	3/11	W	2-0	NEW YORK RANGERS
2/12	W	2-0	PHILADELPHIA	3/13	W	2-0	NEW YORK RANGERS
2/14	W	2-0	PHILADELPHIA	3/15	W	2-0	NEW YORK RANGERS
2/16	W	2-0	PHILADELPHIA	3/17	W	2-0	NEW YORK RANGERS
2/18	W	2-0	PHILADELPHIA	3/19	W	2-0	NEW YORK RANGERS
2/20	W	2-0	PHILADELPHIA	3/21	W	2-0	NEW YORK RANGERS
2/22	W	2-0	PHILADELPHIA	3/23	W	2-0	NEW YORK RANGERS
2/24	W	2-0	PHILADELPHIA	3/25	W	2-0	NEW YORK RANGERS
2/26	W	2-0	PHILADELPHIA	3/27	W	2-0	NEW YORK RANGERS
2/28	W	2-0	PHILADELPHIA	3/29	W	2-0	NEW YORK RANGERS
2/30	W	2-0	PHILADELPHIA	3/31	W	2-0	NEW YORK RANGERS
3/1	W	2-0	PHILADELPHIA	4/1	W	2-0	NEW YORK RANGERS
3/3	W	2-0	PHILADELPHIA	4/3	W	2-0	NEW YORK RANGERS
3/5	W	2-0	PHILADELPHIA	4/5	W	2-0	NEW YORK RANGERS
3/7	W	2-0	PHILADELPHIA	4/7	W	2-0	NEW YORK RANGERS
3/9	W	2-0	PHILADELPHIA	4/9	W	2-0	NEW YORK RANGERS
3/11	W	2-0	PHILADELPHIA	4/11	W	2-0	NEW YORK RANGERS
3/13	W	2-0	PHILADELPHIA	4/13	W	2-0	NEW YORK RANGERS
3/15	W	2-0	PHILADELPHIA	4/15	W	2-0	NEW YORK RANGERS
3/17	W	2-0	PHILADELPHIA	4/17	W	2-0	NEW YORK RANGERS
3/19	W	2-0	PHILADELPHIA	4/19	W	2-0	NEW YORK RANGERS
3/21	W	2-0	PHILADELPHIA	4/21	W	2-0	NEW YORK RANGERS
3/23	W	2-0	PHILADELPHIA	4/23	W	2-0	NEW YORK RANGERS
3/25	W	2-0	PHILADELPHIA	4/25	W	2-0	NEW YORK RANGERS
3/27	W	2-0	PHILADELPHIA	4/27	W	2-0	NEW YORK RANGERS
3/29	W	2-0	PHILADELPHIA	4/29	W	2-0	NEW YORK RANGERS
3/31	W	2-0	PHILADELPHIA	4/31	W	2-0	NEW YORK RANGERS
4/2	W	2-0	PHILADELPHIA	5/1	W	2-0	NEW YORK RANGERS
4/4	W	2-0	PHILADELPHIA	5/3	W	2-0	NEW YORK RANGERS
4/6	W	2-0	PHILADELPHIA	5/5	W	2-0	NEW YORK RANGERS
4/8	W	2-0	PHILADELPHIA	5/7	W	2-0	NEW YORK RANGERS
4/10	W	2-0	PHILADELPHIA	5/9	W	2-0	NEW YORK RANGERS
4/12	W	2-0	PHILADELPHIA	5/11	W	2-0	NEW YORK RANGERS
4/14	W	2-0	PHILADELPHIA	5/13	W	2-0	NEW YORK RANGERS
4/16	W	2-0	PHILADELPHIA	5/15	W	2-0	NEW YORK RANGERS
4/18	W	2-0	PHILADELPHIA	5/17	W	2-0	NEW YORK RANGERS
4/20	W	2-0	PHILADELPHIA	5/19	W	2-0	NEW YORK RANGERS
4/22	W	2-0	PHILADELPHIA	5/21	W	2-0	NEW YORK RANGERS
4/24	W	2-0	PHILADELPHIA	5/23	W	2-0	NEW YORK RANGERS
4/26	W	2-0	PHILADELPHIA	5/25	W	2-0	NEW YORK RANGERS
4/28	W	2-0	PHILADELPHIA	5/27	W	2-0	NEW YORK RANGERS
4/30	W	2-0	PHILADELPHIA	5/29	W	2-0	NEW YORK RANGERS
5/2	W	2-0	PHILADELPHIA	5/31	W	2-0	NEW YORK RANGERS
5/4	W	2-0	PHILADELPHIA	6/1	W	2-0	NEW YORK RANGERS
5/6	W	2-0	PHILADELPHIA	6/3	W	2-0	NEW YORK RANGERS
5/8	W	2-0	PHILADELPHIA	6/5	W	2-0	NEW YORK RANGERS
5/10	W	2-0	PHILADELPHIA	6/7	W	2-0	NEW YORK RANGERS
5/12	W	2-0	PHILADELPHIA	6/9	W	2-0	NEW YORK RANGERS
5/14	W	2-0	PHILADELPHIA	6/11	W	2-0	NEW YORK RANGERS
5/16	W	2-0	PHILADELPHIA	6/13	W	2-0	NEW YORK RANGERS
5/18	W	2-0	PHILADELPHIA	6/15	W	2-0	NEW YORK RANGERS
5/20	W	2-0	PHILADELPHIA	6/17	W	2-0	NEW YORK RANGERS
5/22	W	2-0	PHILADELPHIA	6/19	W	2-0	NEW YORK RANGERS
5/24	W	2-0	PHILADELPHIA	6/21	W	2-0	NEW YORK RANGERS
5/26	W	2-0	PHILADELPHIA	6/23	W	2-0	NEW YORK RANGERS
5/28	W	2-0	PHILADELPHIA	6/25	W	2-0	NEW YORK RANGERS
5/30	W	2-0	PHILADELPHIA	6/27	W	2-0	NEW YORK RANGERS
5/31	W	2-0	PHILADELPHIA	6/29	W	2-0	NEW YORK RANGERS
6/1	W	2-0	PHILADELPHIA	6/30	W	2-0	NEW YORK RANGERS
6/3	W	2-0	PHILADELPHIA	7/1	W	2-0	NEW YORK RANGERS
6/5	W	2-0	PHILADELPHIA	7/3	W	2-0	NEW YORK RANGERS
6/7	W	2-0	PHILADELPHIA				

1990-91 PENGUINS REVIEW

SEASON HIGHLIGHTS

- Bob Johnson is hired as head coach and Scott Bowman is named director of player development and recruitment on June 12, 1990
- Mario Lemieux returns to the Penguins lineup on Jan. 26 at Quebec after missing 50 games with a back injury.
- Penguins win their first-ever division title, capturing the Patrick Division crown with a 7-4 win at Detroit
- Thanks to a 4-1 win vs. Washington at the Civic Arena, the Penguins win their first Patrick Division Playoff Championship.
- The Penguins earn the right to play for the Stanley Cup, beating the Boston Bruins, four games to two, to capture their first Wales Conference

- Championship.
- With an 8-0 victory over Minnesota, the Penguins become Stanley Cup Champions, defeating the North Stars four games to two.
- Lemieux wins the Conn Smythe Trophy as playoff MVP.
- Jaromir Jagr is named to the NHL All-Rookie Team

MAJOR TRADES

- June 16, 1990 - Obtain first Joey Mullen from Calgary for a second round choice in the 1990 Entry Draft
- Oct. 27, 1990 - Obtain four Gary Roberts from St. Louis for three second-rounders
- Oct. 31, 1990 - Obtain Larry Murphy and Peter Tipton from Minnesota for Jim Johnson and Chris Chelios
- Dec. 13, 1990 - Obtain J.J. Petera from Calgary for Jim Kyte
- Dec. 21, 1990 - Obtain first Scott Young from Hartford for Bob Bruen
- Mar. 4, 1991 - Obtain Rick France, Jill Sawada and Grant Jennings from Hartford for John Cullen, Zdenek Zednik and Jeff Patera

FINAL STATISTICS

SCORING

PLAYERS	GP	G	A	PTS	PIM
Mark Recchi	78	40	73	113	48
John Dillen	65	31	63	64	83
Paul Coffey	70	24	59	48	126
Henrik Larsson	31	23	47	47	72
Kevin Stevens	80	40	66	80	134
Jaromir Jagr	69	27	39	66	42
Zdenek Zednik	66	2	36	38	69
Mario Lemieux	24	19	28	47	34
Larry Murphy	75	9	34	43	68
Bob Errey	79	22	32	44	115
Scott Young	77	17	26	43	41
Jim Miller	47	17	22	34	6
Phil Bourque	78	20	14	34	108
Bryan Dellea	52	0	18	18	24
Jim Saurel	76	4	22	26	211
Handy Gonzalez	72	15	19	34	51
... Pedro	51	6	17	23	17
Paul Stastny	75	5	18	23	30
Tony Tanti	46	6	12	18	44
Fred Leisy	44	7	9	16	65
Grant Roberts	64	7	13	20	78
Bruce Robinson	45	5	8	14	21
Peter Langford	55	3	9	12	107
Grant Lapsas	57	2	7	9	106
Jim Johnson	24	0	5	5	25
Tom Stevenson	48	0	5	5	40
Clayton Hodge	31	2	2	4	30
Chris Johnston	22	1	7	3	30
James Leach	7	2	0	2	0
Jay Campbell	23	1	1	2	41
Jeff Dumas	11	0	2	2	2
Ken Priestley	1	0	1	1	0
Wesley Young	18	2	1	4	6
Frank Borczyk	25	2	1	4	25
Jim Kyte	1	0	0	0	2
Jim Paek	3	0	0	0	9
Gary Davidson	9	0	0	0	6
Bench					6

GOALTENDING

PLAYERS (W-L-T)	GP	MP	GA	SO	GAA
Tom Barrasso (37-16-2)	48	2754	105	1	3.59
Frank Bruni (13-11-1)	25	1311	80	0	3.94
Wesley Young (4-6-2)	16	770	52	0	4.04
TOTAL (40-23-8)	89	4640	305	1	3.78

FINAL PATRICK DIVISION STANDINGS

TEAMS	GP	W	L	T	GF	GA	PTS
Pittsburgh	80	41	33	6	342	309	88
NY Rangers	80	36	31	13	317	265	85
Washington	80	37	36	7	278	248	81
New Jersey	80	32	35	15	272	264	79
Pennsylvania	80	31	37	10	252	267	76
NY Islanders	80	25	45	10	229	290	60

GAME-BY-GAME RESULTS

DATE	W	L	SCORE	OPPONENT	DATE	W	L	SCORE	OPPONENT
10/10	A	W	3-2	PHILADELPHIA	11/10	A	W	3-1	MINNESOTA
10/11	A	W	3-1	PHILADELPHIA	11/11	A	W	3-1	MINNESOTA
10/12	A	W	3-1	PHILADELPHIA	11/12	A	W	3-1	MINNESOTA
10/13	A	W	3-1	PHILADELPHIA	11/13	A	W	3-1	MINNESOTA
10/14	A	W	3-1	PHILADELPHIA	11/14	A	W	3-1	MINNESOTA
10/15	A	W	3-1	PHILADELPHIA	11/15	A	W	3-1	MINNESOTA
10/16	A	W	3-1	PHILADELPHIA	11/16	A	W	3-1	MINNESOTA
10/17	A	W	3-1	PHILADELPHIA	11/17	A	W	3-1	MINNESOTA
10/18	A	W	3-1	PHILADELPHIA	11/18	A	W	3-1	MINNESOTA
10/19	A	W	3-1	PHILADELPHIA	11/19	A	W	3-1	MINNESOTA
10/20	A	W	3-1	PHILADELPHIA	11/20	A	W	3-1	MINNESOTA
10/21	A	W	3-1	PHILADELPHIA	11/21	A	W	3-1	MINNESOTA
10/22	A	W	3-1	PHILADELPHIA	11/22	A	W	3-1	MINNESOTA
10/23	A	W	3-1	PHILADELPHIA	11/23	A	W	3-1	MINNESOTA
10/24	A	W	3-1	PHILADELPHIA	11/24	A	W	3-1	MINNESOTA
10/25	A	W	3-1	PHILADELPHIA	11/25	A	W	3-1	MINNESOTA
10/26	A	W	3-1	PHILADELPHIA	11/26	A	W	3-1	MINNESOTA
10/27	A	W	3-1	PHILADELPHIA	11/27	A	W	3-1	MINNESOTA
10/28	A	W	3-1	PHILADELPHIA	11/28	A	W	3-1	MINNESOTA
10/29	A	W	3-1	PHILADELPHIA	11/29	A	W	3-1	MINNESOTA
10/30	A	W	3-1	PHILADELPHIA	11/30	A	W	3-1	MINNESOTA
10/31	A	W	3-1	PHILADELPHIA	12/1	A	W	3-1	MINNESOTA
11/1	A	W	3-1	PHILADELPHIA	12/2	A	W	3-1	MINNESOTA
11/2	A	W	3-1	PHILADELPHIA	12/3	A	W	3-1	MINNESOTA
11/3	A	W	3-1	PHILADELPHIA	12/4	A	W	3-1	MINNESOTA
11/4	A	W	3-1	PHILADELPHIA	12/5	A	W	3-1	MINNESOTA
11/5	A	W	3-1	PHILADELPHIA	12/6	A	W	3-1	MINNESOTA
11/6	A	W	3-1	PHILADELPHIA	12/7	A	W	3-1	MINNESOTA
11/7	A	W	3-1	PHILADELPHIA	12/8	A	W	3-1	MINNESOTA
11/8	A	W	3-1	PHILADELPHIA	12/9	A	W	3-1	MINNESOTA
11/9	A	W	3-1	PHILADELPHIA	12/10	A	W	3-1	MINNESOTA
11/10	A	W	3-1	PHILADELPHIA	12/11	A	W	3-1	MINNESOTA
11/11	A	W	3-1	PHILADELPHIA	12/12	A	W	3-1	MINNESOTA
11/12	A	W	3-1	PHILADELPHIA	12/13	A	W	3-1	MINNESOTA
11/13	A	W	3-1	PHILADELPHIA	12/14	A	W	3-1	MINNESOTA
11/14	A	W	3-1	PHILADELPHIA	12/15	A	W	3-1	MINNESOTA
11/15	A	W	3-1	PHILADELPHIA	12/16	A	W	3-1	MINNESOTA
11/16	A	W	3-1	PHILADELPHIA	12/17	A	W	3-1	MINNESOTA
11/17	A	W	3-1	PHILADELPHIA	12/18	A	W	3-1	MINNESOTA
11/18	A	W	3-1	PHILADELPHIA	12/19	A	W	3-1	MINNESOTA
11/19	A	W	3-1	PHILADELPHIA	12/20	A	W	3-1	MINNESOTA
11/20	A	W	3-1	PHILADELPHIA	12/21	A	W	3-1	MINNESOTA
11/21	A	W	3-1	PHILADELPHIA	12/22	A	W	3-1	MINNESOTA
11/22	A	W	3-1	PHILADELPHIA	12/23	A	W	3-1	MINNESOTA
11/23	A	W	3-1	PHILADELPHIA	12/24	A	W	3-1	MINNESOTA
11/24	A	W	3-1	PHILADELPHIA	12/25	A	W	3-1	MINNESOTA
11/25	A	W	3-1	PHILADELPHIA	12/26	A	W	3-1	MINNESOTA
11/26	A	W	3-1	PHILADELPHIA	12/27	A	W	3-1	MINNESOTA
11/27	A	W	3-1	PHILADELPHIA	12/28	A	W	3-1	MINNESOTA
11/28	A	W	3-1	PHILADELPHIA	12/29	A	W	3-1	MINNESOTA
11/29	A	W	3-1	PHILADELPHIA	12/30	A	W	3-1	MINNESOTA
11/30	A	W	3-1	PHILADELPHIA	12/31	A	W	3-1	MINNESOTA

1991-92 PENGUINS REVIEW

SEASON HIGHLIGHTS

- Scott Bowman is named interim head coach on October 1, 1991
- Penguins honor the memory of late coach Bob Johnson in a candlelight ceremony on November 27 vs New Jersey. Johnson died of brain tumors on November 26
- Penguins set a club record with a five-game road winning streak from Dec. 13 through Dec. 29.
- Joe Muller scores four goals in back-to-back games, Dec. 23, at the New York Islanders, and Dec. 26, vs Toronto; the first player in club history to do so.
- Penguins set a team record for road victories in a season with 18 in a 4-3 win over Chicago on March 15.
- Muller becomes the first American-born player to record 400 career goals on March 17 vs Edmonton.
- Mario Lemieux records his 1000th career point on March 24 at Detroit in his 513th game, becoming the second-lastest player in league history to record 1000 points.
- The first-ever NHL players strike begins on April 1, and halts league play for two weeks.
- Penguins finish third place in the Patrick Division with a 4-1 win over Washington on Apr. 15.
- Kevin Stevens sets a record for points in a season by an American-born player, and most points by a left wing with 123 (54-69).
- Penguins defeat Washington (1-3), New York Rangers (4-2), Boston (4-0), and Chicago (4-0) to win the Stanley Cup for second straight year.

MAJOR TRADES

- Feb. 19, 1992 - Obtained Jeff Chychuan, Brian Berrington, and first round draft choice in 1992 Entry Draft from Los Angeles for Paul Coffey.
- Feb. 19, 1992 - Obtained Rick Tocchet, Kent Sather, and second round draft pick from Philadelphia for Mark Recchi, Brian Berrington, and Los Angeles' first round choice in 1992 Entry Draft.
- Mar. 10, 1992 - Collected Bryan Fogarty from Quebec for the NHL rights in Scott Young.

FINAL PATRICK DIVISION STANDINGS

TEAMS	GP	W	L	T	GF	GA	PTS
NY Rangers	80	52	25	5	421	246	105
Washington	80	45	27	8	330	275	98
Pittsburgh	80	39	32	9	343	306	87
New Jersey	80	38	31	11	288	320	87
NY Islanders	80	34	35	11	291	299	79
Philadelphia	80	32	37	11	252	273	75

FINAL STATISTICS

SCORING

PLAYERS	GP	G	A	PTS	PIM
Mario Lemieux	14	44	67	131	94
Kevin Stevens	80	54	69	123	252
Joe Muller	77	42	45	87	30
Larry Murphy	77	21	58	42	50
Mark Recchi	49	33	37	70	78
Jaromir Jagr	75	32	37	69	34
Paul Coffey	54	16	34	34	69
Pekka Toppila	51	27	27	59	151
Ron Francis	70	21	33	54	30
Bob Hayes	78	19	19	38	110
Byron Trenter	63	11	18	29	54
Phil Bourque	59	10	10	20	58
Tommy Lowry	76	10	16	26	127
Goat Roberts	73	2	22	24	87
Kiprus	74	5	11	16	110
Ulf Samuelsson	50	3	13	16	16
Ken Prusoff	62	1	14	15	206
Paul Sturrock	60	2	6	10	4
John Vanbiesebroeck	54	2	8	10	8
John Vanbiesebroeck	48	5	4	9	8
Jim Park	49	1	7	8	104
Peter Lagardie	44	1	3	4	36
Shane McEachern	15	0	4	4	57
Jeff Blashaw	42	0	4	4	111
Tommy Larsson	57	0	4	4	30
Ken Wreggell	32	0	2	2	2
Goat Roberts	1	0	0	0	0
Glenn Malenka	1	0	0	0	0
Todd Nelson	1	0	0	0	0
Jeff Blashaw	2	0	0	0	0
Frank Pietrangola	5	0	0	0	0
Wendell Young	18	0	0	0	0
Jay Cauley	52	0	0	0	175
Bench					12

GOALTENDING

PLAYERS (W-L-T)	GP	MP	GA	SO	GAA
Tommy Larsson (25-22-9)	57	3329	190	1	3.43
Wendell Young (7-6-0)	18	838	53	0	3.79
Ken Wreggell (5-3-0)	4	448	31	0	4.15
Frank Pietrangola (2-1-0)	5	275	20	0	5.33
TOTALS (38-52-11)	80	4654	298	-	3.81

GAME-BY-GAME RESULTS

DATE	W/L/T	SCORE	OPPONENT	DATE	W/L/T	SCORE	OPPONENT
10/1	L	1-2	PHILADELPHIA	12/1	L	1-2	PHILADELPHIA
10/3	L	1-2	PHILADELPHIA	12/3	L	1-2	PHILADELPHIA
10/5	L	1-2	PHILADELPHIA	12/5	L	1-2	PHILADELPHIA
10/7	L	1-2	PHILADELPHIA	12/7	L	1-2	PHILADELPHIA
10/9	L	1-2	PHILADELPHIA	12/9	L	1-2	PHILADELPHIA
10/11	L	1-2	PHILADELPHIA	12/11	L	1-2	PHILADELPHIA
10/13	L	1-2	PHILADELPHIA	12/13	L	1-2	PHILADELPHIA
10/15	L	1-2	PHILADELPHIA	12/15	L	1-2	PHILADELPHIA
10/17	L	1-2	PHILADELPHIA	12/17	L	1-2	PHILADELPHIA
10/19	L	1-2	PHILADELPHIA	12/19	L	1-2	PHILADELPHIA
10/21	L	1-2	PHILADELPHIA	12/21	L	1-2	PHILADELPHIA
10/23	L	1-2	PHILADELPHIA	12/23	L	1-2	PHILADELPHIA
10/25	L	1-2	PHILADELPHIA	12/25	L	1-2	PHILADELPHIA
10/27	L	1-2	PHILADELPHIA	12/27	L	1-2	PHILADELPHIA
10/29	L	1-2	PHILADELPHIA	12/29	L	1-2	PHILADELPHIA
10/31	L	1-2	PHILADELPHIA	1/2	L	1-2	PHILADELPHIA
11/2	L	1-2	PHILADELPHIA	1/2	L	1-2	PHILADELPHIA
11/4	L	1-2	PHILADELPHIA	1/4	L	1-2	PHILADELPHIA
11/6	L	1-2	PHILADELPHIA	1/6	L	1-2	PHILADELPHIA
11/8	L	1-2	PHILADELPHIA	1/8	L	1-2	PHILADELPHIA
11/10	L	1-2	PHILADELPHIA	1/10	L	1-2	PHILADELPHIA
11/12	L	1-2	PHILADELPHIA	1/12	L	1-2	PHILADELPHIA
11/14	L	1-2	PHILADELPHIA	1/14	L	1-2	PHILADELPHIA
11/16	L	1-2	PHILADELPHIA	1/16	L	1-2	PHILADELPHIA
11/18	L	1-2	PHILADELPHIA	1/18	L	1-2	PHILADELPHIA
11/20	L	1-2	PHILADELPHIA	1/20	L	1-2	PHILADELPHIA
11/22	L	1-2	PHILADELPHIA	1/22	L	1-2	PHILADELPHIA
11/24	L	1-2	PHILADELPHIA	1/24	L	1-2	PHILADELPHIA
11/26	L	1-2	PHILADELPHIA	1/26	L	1-2	PHILADELPHIA
11/28	L	1-2	PHILADELPHIA	1/28	L	1-2	PHILADELPHIA
11/30	L	1-2	PHILADELPHIA	1/30	L	1-2	PHILADELPHIA
12/2	L	1-2	PHILADELPHIA	1/2	L	1-2	PHILADELPHIA
12/4	L	1-2	PHILADELPHIA	1/4	L	1-2	PHILADELPHIA
12/6	L	1-2	PHILADELPHIA	1/6	L	1-2	PHILADELPHIA
12/8	L	1-2	PHILADELPHIA	1/8	L	1-2	PHILADELPHIA
12/10	L	1-2	PHILADELPHIA	1/10	L	1-2	PHILADELPHIA
12/12	L	1-2	PHILADELPHIA	1/12	L	1-2	PHILADELPHIA
12/14	L	1-2	PHILADELPHIA	1/14	L	1-2	PHILADELPHIA
12/16	L	1-2	PHILADELPHIA	1/16	L	1-2	PHILADELPHIA
12/18	L	1-2	PHILADELPHIA	1/18	L	1-2	PHILADELPHIA
12/20	L	1-2	PHILADELPHIA	1/20	L	1-2	PHILADELPHIA
12/22	L	1-2	PHILADELPHIA	1/22	L	1-2	PHILADELPHIA
12/24	L	1-2	PHILADELPHIA	1/24	L	1-2	PHILADELPHIA
12/26	L	1-2	PHILADELPHIA	1/26	L	1-2	PHILADELPHIA
12/28	L	1-2	PHILADELPHIA	1/28	L	1-2	PHILADELPHIA
12/30	L	1-2	PHILADELPHIA	1/30	L	1-2	PHILADELPHIA
1/1	L	1-2	PHILADELPHIA	1/1	L	1-2	PHILADELPHIA
1/3	L	1-2	PHILADELPHIA	1/3	L	1-2	PHILADELPHIA
1/5	L	1-2	PHILADELPHIA	1/5	L	1-2	PHILADELPHIA
1/7	L	1-2	PHILADELPHIA	1/7	L	1-2	PHILADELPHIA
1/9	L	1-2	PHILADELPHIA	1/9	L	1-2	PHILADELPHIA
1/11	L	1-2	PHILADELPHIA	1/11	L	1-2	PHILADELPHIA
1/13	L	1-2	PHILADELPHIA	1/13	L	1-2	PHILADELPHIA
1/15	L	1-2	PHILADELPHIA	1/15	L	1-2	PHILADELPHIA
1/17	L	1-2	PHILADELPHIA	1/17	L	1-2	PHILADELPHIA
1/19	L	1-2	PHILADELPHIA	1/19	L	1-2	PHILADELPHIA
1/21	L	1-2	PHILADELPHIA	1/21	L	1-2	PHILADELPHIA
1/23	L	1-2	PHILADELPHIA	1/23	L	1-2	PHILADELPHIA
1/25	L	1-2	PHILADELPHIA	1/25	L	1-2	PHILADELPHIA
1/27	L	1-2	PHILADELPHIA	1/27	L	1-2	PHILADELPHIA
1/29	L	1-2	PHILADELPHIA	1/29	L	1-2	PHILADELPHIA
1/31	L	1-2	PHILADELPHIA	1/31	L	1-2	PHILADELPHIA
2/2	L	1-2	PHILADELPHIA	2/2	L	1-2	PHILADELPHIA
2/4	L	1-2	PHILADELPHIA	2/4	L	1-2	PHILADELPHIA
2/6	L	1-2	PHILADELPHIA	2/6	L	1-2	PHILADELPHIA
2/8	L	1-2	PHILADELPHIA	2/8	L	1-2	PHILADELPHIA
2/10	L	1-2	PHILADELPHIA	2/10	L	1-2	PHILADELPHIA
2/12	L	1-2	PHILADELPHIA	2/12	L	1-2	PHILADELPHIA
2/14	L	1-2	PHILADELPHIA	2/14	L	1-2	PHILADELPHIA
2/16	L	1-2	PHILADELPHIA	2/16	L	1-2	PHILADELPHIA
2/18	L	1-2	PHILADELPHIA	2/18	L	1-2	PHILADELPHIA
2/20	L	1-2	PHILADELPHIA	2/20	L	1-2	PHILADELPHIA
2/22	L	1-2	PHILADELPHIA	2/22	L	1-2	PHILADELPHIA
2/24	L	1-2	PHILADELPHIA	2/24	L	1-2	PHILADELPHIA
2/26	L	1-2	PHILADELPHIA	2/26	L	1-2	PHILADELPHIA
2/28	L	1-2	PHILADELPHIA	2/28	L	1-2	PHILADELPHIA
2/30	L	1-2	PHILADELPHIA	2/30	L	1-2	PHILADELPHIA
3/1	L	1-2	PHILADELPHIA	3/1	L	1-2	PHILADELPHIA
3/3	L	1-2	PHILADELPHIA	3/3	L	1-2	PHILADELPHIA
3/5	L	1-2	PHILADELPHIA	3/5	L	1-2	PHILADELPHIA
3/7	L	1-2	PHILADELPHIA	3/7	L	1-2	PHILADELPHIA
3/9	L	1-2	PHILADELPHIA	3/9	L	1-2	PHILADELPHIA
3/11	L	1-2	PHILADELPHIA	3/11	L	1-2	PHILADELPHIA
3/13	L	1-2	PHILADELPHIA	3/13	L	1-2	PHILADELPHIA
3/15	L	1-2	PHILADELPHIA	3/15	L	1-2	PHILADELPHIA
3/17	L	1-2	PHILADELPHIA	3/17	L	1-2	PHILADELPHIA
3/19	L	1-2	PHILADELPHIA	3/19	L	1-2	PHILADELPHIA
3/21	L	1-2	PHILADELPHIA	3/21	L	1-2	PHILADELPHIA
3/23	L	1-2	PHILADELPHIA	3/23	L	1-2	PHILADELPHIA
3/25	L	1-2	PHILADELPHIA	3/25	L	1-2	PHILADELPHIA
3/27	L	1-2	PHILADELPHIA	3/27	L	1-2	PHILADELPHIA
3/29	L	1-2	PHILADELPHIA	3/29	L	1-2	PHILADELPHIA
3/31	L	1-2	PHILADELPHIA	3/31	L	1-2	PHILADELPHIA

1992-93 PENGUINS REVIEW

SEASON HIGHLIGHTS

- Scott Bowman named head coach on October 6, 1992
- Penguins start the season with a 10-game unbeaten streak (8-0-2) from October 6 to October 27, 1992
- Ron Francis records his 900th career point on October 24 at New Jersey.
- Mario Lemieux scores a goal in 12 consecutive games from October 6 to November 1 to set a club record. He records 18 goals during the streak.
- Larry Murphy becomes only one of nine defense men in NHL history to record 800 points, recording his 800th on January 26 vs Washington.
- Tom Barrasso sets a club record with his 28th victory on February 21 at Hartford.
- Larry Murphy plays in his 1000th career game on February 27 vs Tampa Bay.
- Penguins set a club record for most road victories in a season with their 24th win on March 14 at the Islanders.
- Mario Lemieux scores four goals in back-to-back games, March 18 vs Washington and March 20 vs Philadelphia; the second player in club history to do so.

- Penguins clinch their second Patrick Division title in three years on March 28 with a 4-1 win at Washington.
- Tom Barrasso sets a club record with 14 consecutive victories from March 9 to April 9.
- Penguins clinch first-ever Presidents' Trophy with a 5-3 win at Quebec on April 3, with their 110th point of the season.
- Penguins set NHL Record for longest winning streak, winning 17 consecutive games from Mar. 9 to Apr. 9, breaking the New York Islanders record of 15 set in 1981-82.

MAJOR TRADES

- Mar. 22, 1993: Obtained Peter Tagliarelli from Tampa Bay for a third round draft choice in the 1993 Entry Draft
- Mar. 22, 1993: Obtained Mike Ramsey from Buffalo for Bob Errey

FINAL PATRICK DIVISION STANDINGS

TEAMS	GP	W	L	T	GF	GA	PTS
Pittsburgh	84	56	21	7	387	284	119
Washington	84	43	34	7	325	266	93
NY Islanders	84	40	37	7	335	297	87
New Jersey	84	40	41	3	304	299	87
Philadelphia	84	36	37	11	319	319	83
NY Rangers	84	34	39	11	304	308	79

FINAL STATISTICS

PLAYER	GP	G	A	PTS	PIM
Mario Lemieux	60	69	91	160	38
Kevin Stevens	72	55	56	111	177
Rick Tocchet	80	48	61	109	262
Ron Francis	84	24	76	100	68
James Van Der Grinten	81	34	60	94	61
Larry Murphy	83	28	63	85	75
Joe Mullen	72	33	37	70	14
Shawn McEachern	84	26	35	61	46
Ulf Samuelsson	77	3	26	29	249
Dave Tippett	74	6	19	25	96
Trey Murray	82	5	16	21	90
Jim Paes	77	3	15	18	64
Paul Stastny	77	4	12	16	97
Martin Strelci	42	3	13	16	20
Bob Errey	54	8	6	14	36
Peter Tagliarelli	72	2	12	14	84
Mike Neenan	56	8	5	13	14
Mike Stapleton	78	4	9	13	10
Mike Ramsey	45	3	10	13	28
Jeff Griesse	58	5	4	9	14
Kje. Samuelsson	60	3	6	9	106
Tom Barrasso	63	0	3	8	74
Grant Jennings	58	0	5	5	85
Bryan Fogarty	12	0	4	4	4
Praker Anola	22	0	1	1	14
Ken Wregget	25	0	1	1	6
James Leach	5	0	0	0	2
Jeff Coyshour	1	0	0	0	2
Jay Gaultfield	26	0	0	0	60
Bench					16

GOALTENDING

PLAYERS (W-L-T)	GP	MP	GA	SO	GAA
Tom Barrasso (43-14-5)	63	3762	186	4	3.01
Ken Wregget (13-7-2)	25	1368	78	0	3.42
TOTALS (56-71-7)	84	5130	268	5	3.16

GAME-BY-GAME RESULTS

DATE	W-L-T	SCORE	OPPONENT	DATE	W-L-T	SCORE	OPPONENT
10/6	W	4-0	PHILADELPHIA	12/11	W	4-1	NEW JERSEY
10/7	W	3-0	PHILADELPHIA	12/12	W	3-1	NEW JERSEY
10/8	W	3-0	PHILADELPHIA	12/13	W	3-1	NEW JERSEY
10/9	W	3-0	PHILADELPHIA	12/14	W	3-1	NEW JERSEY
10/10	W	3-0	PHILADELPHIA	12/15	W	3-1	NEW JERSEY
10/11	W	3-0	PHILADELPHIA	12/16	W	3-1	NEW JERSEY
10/12	W	3-0	PHILADELPHIA	12/17	W	3-1	NEW JERSEY
10/13	W	3-0	PHILADELPHIA	12/18	W	3-1	NEW JERSEY
10/14	W	3-0	PHILADELPHIA	12/19	W	3-1	NEW JERSEY
10/15	W	3-0	PHILADELPHIA	12/20	W	3-1	NEW JERSEY
10/16	W	3-0	PHILADELPHIA	12/21	W	3-1	NEW JERSEY
10/17	W	3-0	PHILADELPHIA	12/22	W	3-1	NEW JERSEY
10/18	W	3-0	PHILADELPHIA	12/23	W	3-1	NEW JERSEY
10/19	W	3-0	PHILADELPHIA	12/24	W	3-1	NEW JERSEY
10/20	W	3-0	PHILADELPHIA	12/25	W	3-1	NEW JERSEY
10/21	W	3-0	PHILADELPHIA	12/26	W	3-1	NEW JERSEY
10/22	W	3-0	PHILADELPHIA	12/27	W	3-1	NEW JERSEY
10/23	W	3-0	PHILADELPHIA	12/28	W	3-1	NEW JERSEY
10/24	W	3-0	PHILADELPHIA	12/29	W	3-1	NEW JERSEY
10/25	W	3-0	PHILADELPHIA	12/30	W	3-1	NEW JERSEY
10/26	W	3-0	PHILADELPHIA	1/1	W	3-1	NEW JERSEY
10/27	W	3-0	PHILADELPHIA	1/2	W	3-1	NEW JERSEY
10/28	W	3-0	PHILADELPHIA	1/3	W	3-1	NEW JERSEY
10/29	W	3-0	PHILADELPHIA	1/4	W	3-1	NEW JERSEY
10/30	W	3-0	PHILADELPHIA	1/5	W	3-1	NEW JERSEY
10/31	W	3-0	PHILADELPHIA	1/6	W	3-1	NEW JERSEY
11/1	W	3-0	PHILADELPHIA	1/7	W	3-1	NEW JERSEY
11/2	W	3-0	PHILADELPHIA	1/8	W	3-1	NEW JERSEY
11/3	W	3-0	PHILADELPHIA	1/9	W	3-1	NEW JERSEY
11/4	W	3-0	PHILADELPHIA	1/10	W	3-1	NEW JERSEY
11/5	W	3-0	PHILADELPHIA	1/11	W	3-1	NEW JERSEY
11/6	W	3-0	PHILADELPHIA	1/12	W	3-1	NEW JERSEY
11/7	W	3-0	PHILADELPHIA	1/13	W	3-1	NEW JERSEY
11/8	W	3-0	PHILADELPHIA	1/14	W	3-1	NEW JERSEY
11/9	W	3-0	PHILADELPHIA	1/15	W	3-1	NEW JERSEY
11/10	W	3-0	PHILADELPHIA	1/16	W	3-1	NEW JERSEY
11/11	W	3-0	PHILADELPHIA	1/17	W	3-1	NEW JERSEY
11/12	W	3-0	PHILADELPHIA	1/18	W	3-1	NEW JERSEY
11/13	W	3-0	PHILADELPHIA	1/19	W	3-1	NEW JERSEY
11/14	W	3-0	PHILADELPHIA	1/20	W	3-1	NEW JERSEY
11/15	W	3-0	PHILADELPHIA	1/21	W	3-1	NEW JERSEY
11/16	W	3-0	PHILADELPHIA	1/22	W	3-1	NEW JERSEY
11/17	W	3-0	PHILADELPHIA	1/23	W	3-1	NEW JERSEY
11/18	W	3-0	PHILADELPHIA	1/24	W	3-1	NEW JERSEY
11/19	W	3-0	PHILADELPHIA	1/25	W	3-1	NEW JERSEY
11/20	W	3-0	PHILADELPHIA	1/26	W	3-1	NEW JERSEY
11/21	W	3-0	PHILADELPHIA	1/27	W	3-1	NEW JERSEY
11/22	W	3-0	PHILADELPHIA	1/28	W	3-1	NEW JERSEY
11/23	W	3-0	PHILADELPHIA	1/29	W	3-1	NEW JERSEY
11/24	W	3-0	PHILADELPHIA	1/30	W	3-1	NEW JERSEY
11/25	W	3-0	PHILADELPHIA	1/31	W	3-1	NEW JERSEY
11/26	W	3-0	PHILADELPHIA	2/1	W	3-1	NEW JERSEY
11/27	W	3-0	PHILADELPHIA	2/2	W	3-1	NEW JERSEY
11/28	W	3-0	PHILADELPHIA	2/3	W	3-1	NEW JERSEY
11/29	W	3-0	PHILADELPHIA	2/4	W	3-1	NEW JERSEY
11/30	W	3-0	PHILADELPHIA	2/5	W	3-1	NEW JERSEY
12/1	W	3-0	PHILADELPHIA	2/6	W	3-1	NEW JERSEY
12/2	W	3-0	PHILADELPHIA	2/7	W	3-1	NEW JERSEY
12/3	W	3-0	PHILADELPHIA	2/8	W	3-1	NEW JERSEY
12/4	W	3-0	PHILADELPHIA	2/9	W	3-1	NEW JERSEY
12/5	W	3-0	PHILADELPHIA	2/10	W	3-1	NEW JERSEY
12/6	W	3-0	PHILADELPHIA	2/11	W	3-1	NEW JERSEY
12/7	W	3-0	PHILADELPHIA	2/12	W	3-1	NEW JERSEY
12/8	W	3-0	PHILADELPHIA	2/13	W	3-1	NEW JERSEY
12/9	W	3-0	PHILADELPHIA	2/14	W	3-1	NEW JERSEY
12/10	W	3-0	PHILADELPHIA	2/15	W	3-1	NEW JERSEY
12/11	W	3-0	PHILADELPHIA	2/16	W	3-1	NEW JERSEY
12/12	W	3-0	PHILADELPHIA	2/17	W	3-1	NEW JERSEY
12/13	W	3-0	PHILADELPHIA	2/18	W	3-1	NEW JERSEY
12/14	W	3-0	PHILADELPHIA	2/19	W	3-1	NEW JERSEY
12/15	W	3-0	PHILADELPHIA	2/20	W	3-1	NEW JERSEY
12/16	W	3-0	PHILADELPHIA	2/21	W	3-1	NEW JERSEY
12/17	W	3-0	PHILADELPHIA	2/22	W	3-1	NEW JERSEY
12/18	W	3-0	PHILADELPHIA	2/23	W	3-1	NEW JERSEY
12/19	W	3-0	PHILADELPHIA	2/24	W	3-1	NEW JERSEY
12/20	W	3-0	PHILADELPHIA	2/25	W	3-1	NEW JERSEY
12/21	W	3-0	PHILADELPHIA	2/26	W	3-1	NEW JERSEY
12/22	W	3-0	PHILADELPHIA	2/27	W	3-1	NEW JERSEY
12/23	W	3-0	PHILADELPHIA	2/28	W	3-1	NEW JERSEY
12/24	W	3-0	PHILADELPHIA	2/29	W	3-1	NEW JERSEY
12/25	W	3-0	PHILADELPHIA	2/30	W	3-1	NEW JERSEY
12/26	W	3-0	PHILADELPHIA	3/1	W	3-1	NEW JERSEY
12/27	W	3-0	PHILADELPHIA	3/2	W	3-1	NEW JERSEY
12/28	W	3-0	PHILADELPHIA	3/3	W	3-1	NEW JERSEY
12/29	W	3-0	PHILADELPHIA	3/4	W	3-1	NEW JERSEY
12/30	W	3-0	PHILADELPHIA	3/5	W	3-1	NEW JERSEY
12/31	W	3-0	PHILADELPHIA	3/6	W	3-1	NEW JERSEY
1/1	W	3-0	PHILADELPHIA	3/7	W	3-1	NEW JERSEY
1/2	W	3-0	PHILADELPHIA	3/8	W	3-1	NEW JERSEY
1/3	W	3-0	PHILADELPHIA	3/9	W	3-1	NEW JERSEY
1/4	W	3-0	PHILADELPHIA	3/10	W	3-1	NEW JERSEY
1/5	W	3-0	PHILADELPHIA	3/11	W	3-1	NEW JERSEY
1/6	W	3-0	PHILADELPHIA	3/12	W	3-1	NEW JERSEY
1/7	W	3-0	PHILADELPHIA	3/13	W	3-1	NEW JERSEY
1/8	W	3-0	PHILADELPHIA	3/14	W	3-1	NEW JERSEY
1/9	W	3-0	PHILADELPHIA	3/15	W	3-1	NEW JERSEY
1/10	W	3-0	PHILADELPHIA	3/16	W	3-1	NEW JERSEY
1/11	W	3-0	PHILADELPHIA	3/17	W	3-1	NEW JERSEY
1/12	W	3-0	PHILADELPHIA	3/18	W	3-1	NEW JERSEY
1/13	W	3-0	PHILADELPHIA	3/19	W	3-1	NEW JERSEY
1/14	W	3-0	PHILADELPHIA	3/20	W	3-1	NEW JERSEY
1/15	W	3-0	PHILADELPHIA	3/21	W	3-1	NEW JERSEY
1/16	W	3-0	PHILADELPHIA	3/22	W	3-1	NEW JERSEY
1/17	W	3-0	PHILADELPHIA	3/23	W	3-1	NEW JERSEY
1/18	W	3-0	PHILADELPHIA	3/24	W	3-1	NEW JERSEY
1/19	W	3-0	PHILADELPHIA				

1993-94 PENGUINS REVIEW

SEASON HIGHLIGHTS

- Ed Johnston named head coach and Bryan Trottier named assistant coach on June 22, 1993
- Ron Francis records his 1,000th career point on Oct. 28 vs Quebec
- Tom Barrasso records his 250th career win on Nov. 18 vs Washington
- Ed Johnston sets a club record with his 96th coaching win on December 21 vs Tampa Bay, breaking Scotty Bowman's record of 95
- Bryan Trottier records his 900th career assist on Jan. 3 at Ottawa
- Tom Barrasso sets the record for the most wins by an American-born goaltender with his 253rd win on Feb. 15 vs Winnipeg, breaking Frank Brimsek's record of 252
- Larry Murphy records his 900th career point on March 26 at Calgary
- Mario Lemieux records his 1,200th career point on March 26 at Calgary
- Penguins clinch the first-ever Northeast Division title on April 11 with a 4-0 win at Ottawa

MAJOR TRADES

- Aug. 27, 1993 - Obtained Marty McSorley from Los Angeles for Shawn McEachern
- Feb. 15, 1994 - Obtained Shawn McEachern and Tomas Sandstrom from Los Angeles for Marty McSorley and Jim Paek
- Mar. 18, 1994 - Obtained Craig Hawgood from Florida for Jeff Daniels
- Mar. 21, 1994 - Obtained Jim McKenney from Dallas for Mike Needham

FINAL STATISTICS

SCORING

PLAYER	GP	G	A	PTS	PIM
Brian Trottier	80	32	67	99	67
Ron Francis	80	27	66	93	69
Kevin Stevens	85	41	47	88	156
Larry Murphy	84	17	56	73	44
Joe Mullen	84	36	32	70	41
Martin Strelak	44	30	34	64	24
Tomas Sandstrom	27	8	11	17	24
Doug Brown	27	16	37	53	18
Shawn McEachern	27	12	9	21	19
Hank Tappin	51	14	26	40	134
Mario Lemieux	72	17	20	37	32
Greg Hawgood	12	1	2	3	8
Ulf Samuelsson	40	5	24	29	109
Marty McSorley	47	3	16	21	139
Bryan Trottier	41	4	11	15	36
John Taglianelli	60	2	12	14	142
Kyle Samuelsson	59	5	6	11	116
Mike Stapleton	56	7	4	11	16
Marcus Nash	21	4	7	11	27
Grant Brown	36	3	6	11	26
Jeff Daniels	65	3	5	8	20
Jim McKenney	11	0	0	0	16
Grant Jennings	61	2	4	6	126
Ed Palmieri	27	3	1	4	10
Mike Ramsay	65	2	2	4	22
Jim Paek	41	0	4	4	5
Mike Needham	25	1	0	2	2
Ken Wreggell	42	0	1	1	6
Tom Barrasso	44	0	1	1	42
Rob DiPietro	2	0	0	0	0
Roberto Romano	2	0	0	0	0
Chris Tomer	12	0	0	0	9
Bench					20

GOALTENDING

PLAYERS (W-L-T)	GP	MP	GA	SO	GAA
Roberto Romano (1-0-1)	2	25	3	0	1.44
Tom Barrasso (22-15-5)	44	2482	139	2	3.36
Ken Wreggell (21-12-7)	42	2456	138	1	3.37
Mac DiPietro (0-0-2)	2	45	3	0	4.00
TOTAL (44-27-13)	64	5118	285	3	3.34

FINAL NORTHEAST DIVISION STANDINGS

TEAMS	GP	W	L	T	GF	GA	PTS
Pittsburgh	84	54	27	13	299	286	101
Boston	84	47	34	13	269	252	97
Montreal	84	43	29	12	263	248	96
Salt Lake	84	40	32	9	262	216	95
Ottawa	84	34	42	8	272	312	74
Hartford	84	27	48	9	227	286	63
Ottawa	84	14	51	9	201	397	37

GAME-BY-GAME RESULTS

DATE	W-L-T	SCORE	OPPONENT	DATE	W-L-T	SCORE	OPPONENT
10/12	A	1-2	FLORIDA				
10/13	A	1-2	FLORIDA				
10/14	A	1-2	FLORIDA				
10/15	A	1-2	FLORIDA				
10/16	A	1-2	FLORIDA				
10/17	A	1-2	FLORIDA				
10/18	A	1-2	FLORIDA				
10/19	A	1-2	FLORIDA				
10/20	A	1-2	FLORIDA				
10/21	A	1-2	FLORIDA				
10/22	A	1-2	FLORIDA				
10/23	A	1-2	FLORIDA				
10/24	A	1-2	FLORIDA				
10/25	A	1-2	FLORIDA				
10/26	A	1-2	FLORIDA				
10/27	A	1-2	FLORIDA				
10/28	A	1-2	FLORIDA				
10/29	A	1-2	FLORIDA				
10/30	A	1-2	FLORIDA				
10/31	A	1-2	FLORIDA				
11/1	A	1-2	FLORIDA				
11/2	A	1-2	FLORIDA				
11/3	A	1-2	FLORIDA				
11/4	A	1-2	FLORIDA				
11/5	A	1-2	FLORIDA				
11/6	A	1-2	FLORIDA				
11/7	A	1-2	FLORIDA				
11/8	A	1-2	FLORIDA				
11/9	A	1-2	FLORIDA				
11/10	A	1-2	FLORIDA				
11/11	A	1-2	FLORIDA				
11/12	A	1-2	FLORIDA				
11/13	A	1-2	FLORIDA				
11/14	A	1-2	FLORIDA				
11/15	A	1-2	FLORIDA				
11/16	A	1-2	FLORIDA				
11/17	A	1-2	FLORIDA				
11/18	A	1-2	FLORIDA				
11/19	A	1-2	FLORIDA				
11/20	A	1-2	FLORIDA				
11/21	A	1-2	FLORIDA				
11/22	A	1-2	FLORIDA				
11/23	A	1-2	FLORIDA				
11/24	A	1-2	FLORIDA				
11/25	A	1-2	FLORIDA				
11/26	A	1-2	FLORIDA				
11/27	A	1-2	FLORIDA				
11/28	A	1-2	FLORIDA				
11/29	A	1-2	FLORIDA				
11/30	A	1-2	FLORIDA				
12/1	A	1-2	FLORIDA				
12/2	A	1-2	FLORIDA				
12/3	A	1-2	FLORIDA				
12/4	A	1-2	FLORIDA				
12/5	A	1-2	FLORIDA				
12/6	A	1-2	FLORIDA				
12/7	A	1-2	FLORIDA				
12/8	A	1-2	FLORIDA				
12/9	A	1-2	FLORIDA				
12/10	A	1-2	FLORIDA				
12/11	A	1-2	FLORIDA				
12/12	A	1-2	FLORIDA				
12/13	A	1-2	FLORIDA				
12/14	A	1-2	FLORIDA				
12/15	A	1-2	FLORIDA				
12/16	A	1-2	FLORIDA				
12/17	A	1-2	FLORIDA				
12/18	A	1-2	FLORIDA				
12/19	A	1-2	FLORIDA				
12/20	A	1-2	FLORIDA				
12/21	A	1-2	FLORIDA				
12/22	A	1-2	FLORIDA				
12/23	A	1-2	FLORIDA				
12/24	A	1-2	FLORIDA				
12/25	A	1-2	FLORIDA				
12/26	A	1-2	FLORIDA				
12/27	A	1-2	FLORIDA				
12/28	A	1-2	FLORIDA				
12/29	A	1-2	FLORIDA				
12/30	A	1-2	FLORIDA				
12/31	A	1-2	FLORIDA				
1/1	A	1-2	FLORIDA				
1/2	A	1-2	FLORIDA				
1/3	A	1-2	FLORIDA				
1/4	A	1-2	FLORIDA				
1/5	A	1-2	FLORIDA				
1/6	A	1-2	FLORIDA				
1/7	A	1-2	FLORIDA				
1/8	A	1-2	FLORIDA				
1/9	A	1-2	FLORIDA				
1/10	A	1-2	FLORIDA				
1/11	A	1-2	FLORIDA				
1/12	A	1-2	FLORIDA				
1/13	A	1-2	FLORIDA				
1/14	A	1-2	FLORIDA				
1/15	A	1-2	FLORIDA				
1/16	A	1-2	FLORIDA				
1/17	A	1-2	FLORIDA				
1/18	A	1-2	FLORIDA				
1/19	A	1-2	FLORIDA				
1/20	A	1-2	FLORIDA				
1/21	A	1-2	FLORIDA				
1/22	A	1-2	FLORIDA				
1/23	A	1-2	FLORIDA				
1/24	A	1-2	FLORIDA				
1/25	A	1-2	FLORIDA				
1/26	A	1-2	FLORIDA				
1/27	A	1-2	FLORIDA				
1/28	A	1-2	FLORIDA				
1/29	A	1-2	FLORIDA				
1/30	A	1-2	FLORIDA				
1/31	A	1-2	FLORIDA				
2/1	A	1-2	FLORIDA				
2/2	A	1-2	FLORIDA				
2/3	A	1-2	FLORIDA				
2/4	A	1-2	FLORIDA				
2/5	A	1-2	FLORIDA				
2/6	A	1-2	FLORIDA				
2/7	A	1-2	FLORIDA				
2/8	A	1-2	FLORIDA				
2/9	A	1-2	FLORIDA				
2/10	A	1-2	FLORIDA				
2/11	A	1-2	FLORIDA				
2/12	A	1-2	FLORIDA				
2/13	A	1-2	FLORIDA				
2/14	A	1-2	FLORIDA				
2/15	A	1-2	FLORIDA				
2/16	A	1-2	FLORIDA				
2/17	A	1-2	FLORIDA				
2/18	A	1-2	FLORIDA				
2/19	A	1-2	FLORIDA				
2/20	A	1-2	FLORIDA				
2/21	A	1-2	FLORIDA				
2/22	A	1-2	FLORIDA				
2/23	A	1-2	FLORIDA				
2/24	A	1-2	FLORIDA				
2/25	A	1-2	FLORIDA				
2/26	A	1-2	FLORIDA				
2/27	A	1-2	FLORIDA				
2/28	A	1-2	FLORIDA				
2/29	A	1-2	FLORIDA				
2/30	A	1-2	FLORIDA				
3/1	A	1-2	FLORIDA				
3/2	A	1-2	FLORIDA				
3/3	A	1-2	FLORIDA				
3/4	A	1-2	FLORIDA				
3/5	A	1-2	FLORIDA				
3/6	A	1-2	FLORIDA				
3/7	A	1-2	FLORIDA				
3/8	A	1-2	FLORIDA				
3/9	A	1-2	FLORIDA				
3/10	A	1-2	FLORIDA				
3/11	A	1-2	FLORIDA				
3/12	A	1-2	FLORIDA				
3/13	A	1-2	FLORIDA				
3/14	A	1-2	FLORIDA				
3/15	A	1-2	FLORIDA				
3/16	A	1-2	FLORIDA				
3/17	A	1-2	FLORIDA				
3/18	A	1-2	FLORIDA				
3/19	A	1-2	FLORIDA				
3/20	A	1-2	FLORIDA				
3/21	A	1-2	FLORIDA				
3/22	A	1-2	FLORIDA				
3/23	A	1-2	FLORIDA				
3/24	A	1-2	FLORIDA				
3/25	A	1-2	FLORIDA				
3/26	A	1-2	FLORIDA				
3/27	A	1-2	FLORIDA				
3/28	A	1-2	FLORIDA				
3/29	A	1-2	FLORIDA				
3/30	A	1-2	FLORIDA				
3/31	A	1-2	FLORIDA				
4/1	A	1-2	FLORIDA				
4/2	A	1-2	FLORIDA				
4/3	A	1-2	FLORIDA				
4/4	A	1-2	FLORIDA				
4/5	A	1-2	FLORIDA				
4/6	A	1-2	FLORIDA				
4/7	A	1-2	FLORIDA				
4/8	A	1-2	FLORIDA				
4/9	A	1-2	FLORIDA				
4/10	A	1-2	FLORIDA				
4/11	A	1-2	FLORIDA				
4/12	A	1-2	FLORIDA				
4/13	A	1-2	FLORIDA				
4/14	A	1-2	FLORIDA				
4/15	A	1-2	FLORIDA				
4/16	A	1-2	FLORIDA				
4/17	A	1-2	FLORIDA				
4/18	A	1-2	FLORIDA				
4/19	A	1-2	FLORIDA				
4/20	A	1-2	FLORIDA				
4/21	A	1-2	FLORIDA				
4/22	A	1-2	FLORIDA				
4/23	A	1-2	FLORIDA				
4/24	A	1-2	FLORIDA				
4/25	A	1-2	FLORIDA				
4/26	A	1-2	FLORIDA				
4/27	A	1-2	FLORIDA				
4/28	A	1-2	FLORIDA				
4/29	A	1-2	FLORIDA				
4/30	A	1-2	FLORIDA				
5/1	A	1-2	FLORIDA				

PENGUINS ENTRY DRAFT SELECTIONS, 1967-1995

RD	OV	NAME	1967	POS	TEAM	RD	OV	NAME	1974	POS	TEAM
1	1st	Steve Beebe	C	Brno	6	4th	William Stember	LW	Buffalo Sabres		
2	1st	Bob Smith	C	St. Louis Blues	7	11th	Richard Lattin	LW	Red Wings		
1968											
1	1st	Greg Sault	LW	Atlanta Braves	6	11st	Jeff Fries	C	St. Louis Blues		
2	1st	Ron Sneyd	RW	Atlanta	8	12th	Jim Gannon	F	Buffalo		
3	1st	David Hunter	D	Washington	11	16th	Steve Dymally	RW	Sevens		
1969											
* Traded to Boston for Jim Dunlop											
1	1st	Bob Adams	C	Ottawa	12	16th	Richard Poirier	C	Quebec		
2	1st	Mark Burke	C	Washington	13	21st	Paul MacMillan	RW	Quebec Jr.		
3	1st	Earl Smith	C	Toronto	14	21st	William Davis	J	Quebec Jr.		
4	1st	Earl Smith	C	Toronto	14	22nd	J. D. Morris	F	Quebec Jr.		
5	1st	Russ Foye	RW	Atlanta	1975						
6	1st	Ray Robinson	G	Toronto	1	1st	Geoff Langford	G	New York Islanders		
1970											
1	1st	Greg Polis	LW	Atlanta	2	1st	Paul Anderson	C	Buffalo Sabres		
2	1st	John Stewart	LW	Atlanta	3	1st	Paul Baker	C	Atlanta		
3	1st	Larry Byrne	D	Edmonton	4	1st	Stan Stouck	LW	Montreal Canadiens		
4	1st	Scott Taylor	LW	Ottawa	7	1st	Ken Clarke	C	Atlanta		
5	1st	Steve Cooper	LW	Ottawa	8	1st	Alan Mills	LW	Atlanta		
6	1st	Ron Kistner	C	Montreal	7	21st	Mike W.	C	Atlanta		
7	1st	Jim Rossini	C	St. Catharines	8	1st	Taps Love	C	Montreal Canadiens		
8	1st	Carl Stewart	C	Edmonton	9	1st	Byron Smith	LW	Buffalo Sabres		
9	1st	Ben Vermeas	RW	Edmonton	10	1st	Frank Savelle	C	Philadelphia		
1971											
* Traded to St. Louis for Mike Sneyd											
1	1st	Ryan McKelvie	C	St. Catharines	10	1st	John Harris	C	Edmonton		
2	1st	Joe Harris	D	Edmonton	11	1st	Lee Hudson	C	Edmonton		
3	1st	Don Minto	C	Ottawa	12	1st	Don Tisdell	RA	St. Louis		
4	1st	Steve Murray	G	New York Islanders	13	1st	Richard Smith	LW	Edmonton Oilers		
5	1st	Jim Williams	RA	New York Islanders	14	1st	Ken Smith	RW	New York Islanders		
1972											
1	1st	Thayne Marston	RA	Atlanta	1975						
2	1st	Earl Smith	D	Ottawa	1	1st	Bill Chalmers	RA	Atlanta		
3	1st	Steve Lawford	LA	New York Islanders	* Traded to Boston for Ken Clarke						
* Traded to Philadelphia for Tompkins											
3	1st	Steve Kasper	G	Toronto	1	1st	Tompkins	LA	Philadelphia		
4	1st	John Adams	C	Montreal	2	1st	Steve Taylor	LA	Philadelphia		
5	1st	Bill Whalen	C	Ottawa	* Traded to Philadelphia for Steve Taylor & Chris Adams						
6	1st	Jim Abbott	LA	Montreal	1	1st	Thayne Marston	RA	Atlanta		
7	1st	John Gorman	G	New York Islanders	2	1st	Chris Adams	LA	Philadelphia		
8	1st	Tom Bergeron	RA	St. Catharines	3	1st	Greg Adams	LA	Philadelphia		
9	1st	Jim Boyce	LA	London	4	1st	Mike Johnston	C	Buffalo Sabres		
10	1st	Don Johnston	C	Edmonton	5	1st	Thayne Marston	RA	Atlanta		
1973											
1	1st	Brian Bellows	RA	Philadelphia	6	1st	Greg Adams	LA	Philadelphia		
2	1st	Wesley Evans	LA	Philadelphia	1976						
3	1st	Chris Adams	C	Montreal	1	1st	Thayne Marston	RA	Atlanta		
* Traded to Philadelphia for Don Tisdell											
3	1st	Thayne Marston	RA	Atlanta	2	1st	Mike Morrison	RA	Montreal		
3	1st	Thayne Marston	RA	Atlanta	3	1st	Thayne Marston	RA	Atlanta		
4	1st	Thayne Marston	RA	Atlanta	4	1st	Thayne Marston	RA	Atlanta		
5	1st	Thayne Marston	RA	Atlanta	* Traded to Philadelphia for Steve Taylor & Chris Adams						
6	1st	Thayne Marston	RA	Atlanta	* Traded to Philadelphia for Steve Taylor & Chris Adams						
7	1st	Thayne Marston	RA	Atlanta	* Traded to Philadelphia for Steve Taylor & Chris Adams						
8	1st	Thayne Marston	RA	Atlanta	* Traded to Philadelphia for Steve Taylor & Chris Adams						
9	1st	Thayne Marston	RA	Atlanta	* Traded to Philadelphia for Steve Taylor & Chris Adams						
10	1st	Thayne Marston	RA	Atlanta	* Traded to Philadelphia for Steve Taylor & Chris Adams						
11	1st	Thayne Marston	RA	Atlanta	* Traded to Philadelphia for Steve Taylor & Chris Adams						
1974											
1	1st	Thayne Marston	RA	Atlanta	1	1st	Thayne Marston	RA	Atlanta		
2	1st	Thayne Marston	RA	Atlanta	2	1st	Thayne Marston	RA	Atlanta		
2	1st	Thayne Marston	RA	Atlanta	3	1st	Thayne Marston	RA	Atlanta		
2	1st	Thayne Marston	RA	Atlanta	4	1st	Thayne Marston	RA	Atlanta		
2	1st	Thayne Marston	RA	Atlanta	5	1st	Thayne Marston	RA	Atlanta		
2	1st	Thayne Marston	RA	Atlanta	6	1st	Thayne Marston	RA	Atlanta		
2	1st	Thayne Marston	RA	Atlanta	7	1st	Thayne Marston	RA	Atlanta		
2	1st	Thayne Marston	RA	Atlanta	8	1st	Thayne Marston	RA	Atlanta		
2	1st	Thayne Marston	RA	Atlanta	9	1st	Thayne Marston	RA	Atlanta		
2	1st	Thayne Marston	RA	Atlanta	10	1st	Thayne Marston	RA	Atlanta		
2	1st	Thayne Marston	RA	Atlanta	11	1st	Thayne Marston	RA	Atlanta		
2	1st	Thayne Marston	RA	Atlanta	12	1st	Thayne Marston	RA	Atlanta		
2	1st	Thayne Marston	RA	Atlanta	13	1st	Thayne Marston	RA	Atlanta		
2	1st	Thayne Marston	RA	Atlanta	14	1st	Thayne Marston	RA	Atlanta		
2	1st	Thayne Marston	RA	Atlanta	15	1st	Thayne Marston	RA	Atlanta		
2	1st	Thayne Marston	RA	Atlanta	16	1st	Thayne Marston	RA	Atlanta		
2	1st	Thayne Marston	RA	Atlanta	17	1st	Thayne Marston	RA	Atlanta		
2	1st	Thayne Marston	RA	Atlanta	18	1st	Thayne Marston	RA	Atlanta		
2	1st	Thayne Marston	RA	Atlanta	19	1st	Thayne Marston	RA	Atlanta		
2	1st	Thayne Marston	RA	Atlanta	20	1st	Thayne Marston	RA	Atlanta		
2	1st	Thayne Marston	RA	Atlanta	21	1st	Thayne Marston	RA	Atlanta		
2	1st	Thayne Marston	RA	Atlanta	22	1st	Thayne Marston	RA	Atlanta		
2	1st	Thayne Marston	RA	Atlanta	23	1st	Thayne Marston	RA	Atlanta		
2	1st	Thayne Marston	RA	Atlanta	24	1st	Thayne Marston	RA	Atlanta		
2	1st	Thayne Marston	RA	Atlanta	25	1st	Thayne Marston	RA	Atlanta		
2	1st	Thayne Marston	RA	Atlanta	26	1st	Thayne Marston	RA	Atlanta		
2	1st	Thayne Marston	RA	Atlanta	27	1st	Thayne Marston	RA	Atlanta		
2	1st	Thayne Marston	RA	Atlanta	28	1st	Thayne Marston	RA	Atlanta		
2	1st	Thayne Marston	RA	Atlanta	29	1st	Thayne Marston	RA	Atlanta		
2	1st	Thayne Marston	RA	Atlanta	30	1st	Thayne Marston	RA	Atlanta		
2	1st	Thayne Marston	RA	Atlanta	31	1st	Thayne Marston	RA	Atlanta		
2	1st	Thayne Marston	RA	Atlanta	32	1st	Thayne Marston	RA	Atlanta		
2	1st	Thayne Marston	RA	Atlanta	33	1st	Thayne Marston	RA	Atlanta		
2	1st	Thayne Marston	RA	Atlanta	34	1st	Thayne Marston	RA	Atlanta		
2	1st	Thayne Marston	RA	Atlanta	35	1st	Thayne Marston	RA	Atlanta		
2	1st	Thayne Marston	RA	Atlanta	36	1st	Thayne Marston	RA	Atlanta		
2	1st	Thayne Marston	RA	Atlanta	37	1st	Thayne Marston	RA	Atlanta		
2	1st	Thayne Marston	RA	Atlanta	38	1st	Thayne Marston	RA	Atlanta		
2	1st	Thayne Marston	RA	Atlanta	39	1st	Thayne Marston	RA	Atlanta		
2	1st	Thayne Marston	RA	Atlanta	40	1st	Thayne Marston	RA	Atlanta		
2	1st	Thayne Marston	RA	Atlanta	41	1st	Thayne Marston	RA	Atlanta		
2	1st	Thayne Marston	RA	Atlanta	42	1st	Thayne Marston	RA	Atlanta		
2	1st	Thayne Marston	RA	Atlanta	43	1st	Thayne Marston	RA	Atlanta		
2	1st	Thayne Marston	RA	Atlanta	44	1st	Thayne Marston	RA	Atlanta		
2	1st	Thayne Marston	RA	Atlanta	45	1st	Thayne Marston	RA	Atlanta		
2	1st	Thayne Marston	RA	Atlanta	46	1st	Thayne Marston	RA	Atlanta		
2	1st	Thayne Marston	RA	Atlanta	47	1st	Thayne Marston	RA	Atlanta		
2	1st	Thayne Marston	RA	Atlanta	48	1st	Thayne Marston	RA	Atlanta		
2	1st	Thayne Marston	RA	Atlanta	49	1st	Thayne Marston	RA	Atlanta		
2	1st	Thayne Marston	RA	Atlanta	50	1st	Thayne Marston	RA	Atlanta		
2	1st	Thayne Marston	RA	Atlanta	51	1st	Thayne Marston	RA	Atlanta		
2	1st	Thayne Marston	RA	Atlanta	52	1st	Thayne Marston	RA	Atlanta		
2	1st	Thayne Marston	RA	Atlanta	53	1st	Thayne Marston	RA	Atlanta		
2	1st	Thayne Marston	RA	Atlanta	54	1st	Thayne Marston	RA	Atlanta		
2	1st	Thayne Marston	RA	Atlanta	55	1st	Thayne Marston	RA	Atlanta		
2	1st	Thayne Marston	RA	Atlanta	56	1st	Thayne Marston	RA	Atlanta		
2	1st	Thayne Marston	RA	Atlanta	57	1st	Thayne Marston	RA	Atlanta		
2	1st	Thayne Marston	RA	Atlanta	58	1st	Thayne Marston	RA	Atlanta		
2	1st	Thayne Marston	RA	Atlanta	59	1st	Thayne Marston	RA	Atlanta		
2	1st	Thayne Marston	RA	Atlanta	60	1st	Thayne Marston	RA	Atlanta		
2	1st	Thayne Marston	RA	Atlanta	61	1st	Thayne Marston	RA	Atlanta		
2	1st	Thayne Marston	RA	Atlanta	62	1st	Thayne Marston	RA	Atlanta		
2	1st	Thayne Marston	RA	Atlanta	63	1st	Thayne Marston	RA	Atlanta		
2	1st	Thayne Marston	RA	Atlanta	64	1st	Thayne Marston	RA	Atlanta		
2	1st	Thayne Marston	RA	Atlanta	65	1st	Thayne Marston	RA	Atlanta		
2	1st	Thayne Marston	RA	Atlanta	66	1st	Thayne Marston	RA	Atlanta		
2	1st	Thayne Marston	RA	Atlanta	67	1st	Thayne Marston	RA	Atlanta		
2	1st	Thayne Marston	RA	Atlanta	68	1st	Thayne Marston	RA	Atlanta		
2	1st	Thayne Marston	RA	Atlanta	69	1st	Thayne Marston	RA	Atlanta		
2	1st	Thayne Marston	RA	Atlanta	70	1st	Thayne Marston	RA	Atlanta		
2	1st	Thayne Marston	RA	Atlanta	71	1st	Thayne Marston	RA	Atlanta		
2	1st	Thayne Marston	RA	Atlanta	72	1st	Thayne Marston	RA	Atlanta		
2	1st	Thayne Marston	RA	Atlanta	73	1st	Thayne Marston	RA	Atlanta		
2	1st	Thayne Marston	RA	Atlanta	74	1st	Thayne Marston	RA	Atlanta		
2	1st	Thayne Marston	RA	Atlanta	75	1st	Thayne Marston	RA	Atlanta		
2	1st	Thayne Marston	RA	Atlanta	76	1st	Thayne Marston	RA	Atlanta		
2	1st	Thayne Marston	RA	Atlanta	77	1st	Thayne Marston	RA	Atlanta		
2	1st	Thayne Marston	RA	Atlanta	78	1st	Thayne Marston	RA	Atlanta		
2	1st	Thayne Marston	RA	Atlanta	79	1st	Thayne Marston	RA	Atlanta		
2	1st	Thayne Marston	RA	Atlanta	80	1st	Thayne Marston	RA	Atlanta		
2	1st	Thayne Marston	RA	Atlanta	81	1st	Thayne Marston	RA	Atlanta		
2	1st	Thayne Marston	RA	Atlanta	82	1st	Thayne Marston	RA	Atlanta		
2	1st	Thayne Marston	RA	Atlanta	83	1st	Thayne Marston	RA	Atlanta		
2	1st	Thayne Marston	RA	Atlanta	84	1st	Thayne Marston	RA	Atlanta		
2	1st	Thayne Marston	RA	Atlanta	85	1st	Thayne Marston	RA	Atlanta		
2	1st	Thayne Marston	RA	Atlanta	86	1st	Thayne Marston	RA	Atlanta		
2	1st	Thayne Marston	RA	Atlanta	87	1st	Thayne Marston	RA	Atlanta		
2	1st	Thayne Marston	RA	Atlanta	88	1st	Thayne Marston	RA	Atlanta		
2	1st	Thayne Marston	RA	Atlanta	89	1st	Thayne Marston	RA	Atlanta		
2	1st	Thayne Marston	RA	Atlanta	90	1st	Thayne Marston	RA	Atlanta		
2	1st	Thayne Marston	RA	Atlanta	91	1st	Thayne Marston	RA	Atlanta		
2	1st	Thayne Marston	RA	Atlanta	92	1st	Thayne Marston	RA	Atlanta		
2	1st	Thayne Marston	RA	Atlanta	93	1st	Thayne Marston	RA	Atlanta		

PENGUINS ENTRY DRAFT SELECTIONS, 1967-95

RD	OV	NAME	POS	TEAM	RD	OV	NAME	POS	TEAM	
1967										
4	17th	Tony Korte	C	Victoria	4	6th	Mark Tewksbury	F/W	Winnipeg	
5	5th	Doug Shedden	RW	Sault Ste. Marie	6	8th	Art Jaramba	RW	Winnipeg	
6	11th	Pat Graham	LW	Nipawin Falls	6	10th	Traded to Edmonton with Kevin McEwen for Tom Hunter			
7	13th	Traded to Vancouver for future considerations			7	12th	Tom Sizer	C	Sweden West MA-HS	
8	15th	Robert Grosse	C	Regina	8	11th	Traded to St. Louis for Gary Edwards			
9	17th	Brian Lundberg	C	U. of Michigan	9	16th	Len DeLoe	LW	Toronto	
10	18th	Steve McKinnis	C	St. Albert	10	15th	Steve Hunt	RW	Winnipeg MA-HS	
1981										
1	7th	Traded to Montreal for Marc Sirois			11	21st	Lee Storr	C	Montreal MA-HS	
2	26th	Steve Galtes	RW	Sault Ste. Marie	12	25th	Mark Zito	LW	St. Louis MA-HS	
3	4th	Tom Hensley	C	Nipawin Falls	1985					
4	7th	Norm Schmidt	C	Orillia	1	2nd	Cliff Sorenson	C	Michigan State	
5	9th	Traded to Washington for Gary Rossing			2	28th	Lee Rife	RW	Orillia	
6	10th	Paul Swales	R	Oshawa	3	4th	Traded to Montreal for Denis Blum			
		Choose acquired from Dallas for Russ Lipsett			3	5th	Bruce Baine	C	Northeastern Univ.	
7	13th	Scott Wilson	RW	Winnipeg			Choose acquired from Hartford for Greg Malone			
8	15th	Mark Lundeberg	C	Orillia	4	6th	Traded to Boston for Randy Hill			
9	17th	Dean Drake	LW	Regina	5	8th	Steve Galtes	C	Prince Albert	
10	18th	Steve Lambert	C	Regina	5	11th	Steve Martin	D	Lougheed	
1982										
1	1st	Rob Suter	RW	Lehrberg			Choose acquired from Los Angeles for Mark Goulet			
2	3rd	Traded to Montreal with Denis Hutter for Pat Hughes & Bob Hodge			7	12th	Steve Thib	C	Concord	
2	30th	Tim Hynes	LW	Sudbury Wolves	8	14th	Paul Sorenson	D	Carleton Place MA-HS	
		Choose acquired from Minnesota for Alex Johnson			9	10th	Jim Park	D	Orillia	
3	5th	Tom Loney	LW	Lehrberg	10	18th	Steve Shamov	D	Reading MA-HS	
4	7th	Traded to Toronto for Paul Hansen			11	21st	Cliff Sorenson	D	St. Albert	
5	9th	Grant Slesse	C	Regina	12	22nd	Greg Givens	LW	Winnipeg	
6	11th	Traded to Toronto for Greg Hooten			1986					
7	12th	Grant Coulter	D	Lehrberg	1	4th	Zakus Zolner	D	Team Canada	
8	15th	Steve DeLoe	LW	Regina	2	28th	Dave Caputo	C	McGill, London, MA-HS	
9	17th	Greg Givens	C	Winnipeg	3	4th	Brian Adams	LW	Sault Ste. Marie	
10	18th	Bill Westcott	D	Winnipeg	4	5th	Rob Bryan	C	Regina	
11	24th	Chris McCauley	RW	London	5	8th	Sandy Smith	C	Winnipeg MA-HS	
12	25th	Stan Baur	C	Hedberg MA-HS	6	13th	Jim Barakat	LW	Orillia	
1983										
1	1st	Traded to Montreal with George Ferguson for Fern MacLean & Andre Gagnon			7	13th	Doug Morrison	D	Prince Albert	
1	15th	Bob Hiley	LW	Peterborough	8	12th	Steve Ruff	LW	Winnipeg MA-HS	
		Choose acquired from Montreal with Andre Gagnon & Fern MacLean for George Ferguson			9	17th	Dave McLaurin	C	North Bay	
2	20th	Todd Chelchewski	D	Oshawa	10	19th	Andy Carr	C	London Knights	
3	43rd	Traded to Montreal for Russ Lipsett			11	24th	Stan Oja	RW	Beverly	
3	16th	Mark Rowe	D	Toronto	12	25th	Rob Wilson	D	Sudbury	
		Choose acquired from Montreal for Russ Lipsett			1987					
4	11th	Steve Robinson	R	U. of Minnesota	1	5th	CHRIS JOSEPH	D	Seattle	
5	8th	Traded to Toronto with Paul Murray & Kim Davis for Paul Gardner & Dave Eaves			2	26th	Richard Fagnano	C	Orillia Regals	
5	10th	Pat Bennett	C	U. of Guelph	3	4th	John Leach	RW	Hamilton	
7	12th	Paul Adams	D	Brimley MA-HS	4	6th	Steve Kuronen	LW	York-Fishers	
8	15th	Traded to Montreal with Paul Anderson for Rick MacLeish			5	8th	Jim Waller	R	Hamilton	
9	16th	Mark Adams	RW	Oshawa MA-HS	6	11th	Steve McEwen	C	Michigan MA-HS	
10	17th	Traded to Toronto with Paul Murray & Kim Davis for Paul Gardner & Dave Eaves			7	13th	Jim Buddin	C	Orillia MA-HS	
11	18th	Pat Bennett	C	U. of Guelph	8	15th	JIP KUCHERA	RW	Peterborough	
12	19th	Traded to Montreal with Paul Anderson for Rick MacLeish			9	17th	Jack MacLellan	RW	New Prep MA	
13	20th	Mark Adams	RW	Oshawa MA-HS	10	18th	Cory McBeck	C	Denisonville	
14	21st	Steve Adams	RW	Sault Ste. Marie	11	21st	Mark Gaudin	LW	Prince Albert	
15	22nd	Scott Robinson	LW	Calgary	12	23th	Alex Collette	C	Regina, Prince	
16	23rd	David Adams	C	Regina	1988					
1984										
1	1st	MARCO SIMONI	C	Italy	1	4th	Darin Shannon	LW	Winnipeg	
1	8th	Cliff Rodgers	D	Kamloops	2	13th	Mark Vaz	LW	North Bay	
		Acquired from Winnipeg with New Montreal for Randy Givens			3	4th	Traded to Montreal for Fern Gardner			
1	16th	Roger Beaudin	RW	Kingston	3	6th	Daniel Gaudin	LW	Winnipeg	
		Acquired from Philadelphia as part of Herb Suter trade					Choose Acquired from Montreal for Paul Gardner & Jim			
2	24th	Traded to Philadelphia with Herb Suter trade			4	5th	Mark Pavesi	C	Kingston	
3	43rd	Traded to Philadelphia with Herb Suter trade			5	4th	Greg Anderson	C	U. of Minnesota	
3	16th	Traded to Vancouver with Keith McCreary			6	10th	Traded to Los Angeles with Chris Kontny for Bryan Prosser			
					7	13th	Tracy Mack	LW	Toronto	
					8	15th	Jim Bales	LW	St. John's Prep MA-HS	
					9	17th	Rob Gaudreau	RW	Boston University HS	
					10	19th	Don Fanson	LW	Hamilton	
					11	21st	Corey Lind	DF	St. Cloud Appleton HS	
					12	23th	Cliff Erick	C	Lehrberg	

PENGUINS ENTRY DRAFT SELECTIONS, 1967-95

RD	OV	NAME	POS	TEAM	RD	OV	NAME	POS	TEAM
1969									
1	18th	Jamie Howard	RW	Regina	4	21st	Tom Rassen	C	St. Catharines
2	37th	Paul Lajoie	D	Nashua Jets	5	115th	PHILIPPE BONDY/LE G	G	Calgary Hitmen
3	38th	John Br	RW	Grand Rapids MCHS	6	151st	Alex Kovar	D	Tri-City Americans
4	39th	Todd Fisher	D	Prince Albert	7	152nd	JAN ALFAC	C	Edmonton Oilers
5	100th	Tom Voss	C	Edm. Flyers	8	167th	Fran Bovee	C	Calgary Hitmen
6	121st	Mike Mawson	D	St. Denis	9	217th	BRIAN BONIN	C	Winnipeg Jets
6	126th	Mike Neenan	RW	Kimberley	10	235th	BRIAN CALLAHAN	LW	San Jose Sharks
*Chosen over Brad Miller (Calgary Hitmen), Guenther (Edmonton Oilers)									
7	140th	Pat Schmalzer	D	St. Mary's MN HS					
8	143rd	Clay Smith	C	Victoria	1	26th	STEFAN BERGMQUIST	D	Leksands IF
9	144th	Andrew Wolf	D	Victoria	2	157th	CONRAD HUTTS	C	London Knights
10	203th	Greg Hughes	RA	St. Mary's MN HS	3	272nd	DAN FROST	LW	Peterborough
11	204th	Scott Farrel	D	Saskatoon	4	104th	JONAS ALLERSSON/LINDEA	D	Kristers
12	147th	Jason Smith	C	Saskatoon	5	130th	CHRIS KELEHER	D	St. John's IceCaps
1990									
1	37th	JAROMIR JAGR	RW	Kladno, Czechoslovakia	6	156th	PATRICK LAUF	D	San Jose
2	26th	Bradley Young for Joe Mullen			7	129th	Sean Sweeney	LW	Houston Aeros
3	47th	Bradley Young for Joe Mullen			8	238th	Larry McMann	C	Seattle
3	61st	JOE BIZIEMIO	LW	Fairfax, MN HS	9	251st	TIM HARRIS	C	Winnipeg Jets
*Acquired from Buffalo for Brian MacIsaac									
4	68th	CHRIS TAVER	D	Univ. of Michigan	10	222nd	Sean Tupper/Philly	C	Springfield
5	28th	Brian Funnell	C	Acad. Old Friends, Ind.	11	268th	HANS JONSSON	D	Montreal
6	107th	MICHAEL	D	Bethel, N. York, MA					
*Acquired from Vancouver for Ted Eberles trade									
6	109th	Chris Cuddy	G	Colorado College	3	10th	ANDREW HORN	D	Buffalo
7	130th	MICK MALALA	C	Toronto, Finland					
*Acquired from Philadelphia for Wendel Young trade									
7	131st	Ken Kneip	D	Michigan Tech	3	13rd	CHRIS CHAMBER	LW	Los Angeles
7	133rd	Pat Nelson	R	Univ. of Michigan					
*Acquired from Buffalo for Wayne Van Cappelen									
8	132nd	Pete Kowalik	C	Boston University	3	70th	ALEXE GUYON/QUEBEC	D	CSKA
9	173rd	Ladsar Gajdar	LW	Borisov	4	102nd	THOMAS COONING	D	San Jose
10	194th	Timothy Fitzgibbon	LW	Concordia Univ. N.	5	144th	CLAYTON JOHNSON	LA	San Jose, MN HS
11	212th	Michael Thompson	RW	Michigan State	6	144th	VALENTIN MCRODY	C	CSKA
12	292nd	Brian Brinkley	C	Colorado College	7	161st	BERNARDINI	C	Chicago
*Acquired from Hartford for Eric									
1991									
1	18th	Markus Nanan	LW	MODO, Sweden					
2	38th	HUNTER HIGGERS	C	St. John's East, MN HS	7	182nd	DREW HALL/PH	D	Atlanta
3	60th	Shane Getrick	D	Lethbridge	8	256th	BORIS ZELNYAK	LW	CSKA
4	87th	Lee Lamont	C	Virginia, MN HS	9	253rd	LARRY COBURN	C	St. John's, MN HS
5	104th	Harold Meares	D	Las Compas, Ont.	10	252nd	MIKHAEL KAZAKOVICH	C	Yaroslavl
6	126th	BRIAN L. FROST	C	Nashua Academy Prep	11	241st	BRIAN LEITZ	C	San Jose
7	146th	ED PATTERSON	LW	Kamloops, B.C.					
8	170th	PETER M. AUGHLIN	LW	Bethel, N. York, MA	1	24th	ALEXE VOLODOV	RW	CSKA, Sweden
9	192nd	Jeff Lembo	G	Omaha	2	50th	TRAVIS HAYES/ANGUS	RW	Los Angeles
10	214th	Chris Tice	D	Greenway, MN HS	3	76th	IGOR HRABATY/ALB	G	St. John's
11	276th	Paul Dye	D	Moose Jaw	4	187th	CLIFF BROWN	C	CSKA
12	252nd	PASQUALE	D	Tris, Finland	5	128th	JAN HEDINA	RW	Seattle
1992									
1	19th	Mark Straka	C	St. Paul Power, Czech	7	129th	Dimitry Pyke	RW	Atlanta
2	43rd	Mark Russo	D	Moose Jaw	8	206th	SERGE VOLODOV	D	St. John's, MN HS
3	87th	Travis Dresser	D	Moose Jaw	9	232nd	Paul Lajoie	G	Atlanta

PENGUINS ALL-TIME LEADERS

MOST GAMES PLAYED

SEASON		CAREER	
Larry Murphy	84 - 1993-94	Jean Pronovost	753
Joe Mullen	84 - 1993-94	Rick Kehoe	722
Mark Straka	84 - 1993-94	MARIO LEMIEUX	669
Ron Francis	84 - 1982-83	Ron Stuckhouse	621
Shawn McEachern	84 - 1992-93	Ron Schock	619
Kevin Stevens	83 - 1993-94	Dave Burrows	573
Larry Murphy	83 - 1993-94	Bob Errey	572
Ron Francis	82 - 1993-94	Troy Loney	532
Troy Loney	82 - 1992-93	Syl Apps	483
Jaromir Jagr	82 - 1995-96	Greg Malone	483

MOST GOALS

SEASON		CAREER	
Mario Lemieux	85 - 1986-89	MARIO LEMIEUX	563
Mario Lemieux	70 - 1987-88	Jean Pronovost	316
Mario Lemieux	69 - 1992-93	Rick Kehoe	312
Mario Lemieux	69 - 1995-96	Kevin Stevens	251
Jaromir Jagr	62 - 1995-96	JAROMIR JAGR	219
Rick Kehoe	55 - 1980-81	Mike Bullard	186
Kevin Stevens	55 - 1992-93	Syl Apps	151
Mario Lemieux	54 - 1986-87	JOE MULLEN	146
Kevin Stevens	54 - 1991-92	Greg Malone	143
Pierre Larouche	53 - 1975-76	Lew MacDonald	140
Jean Pronovost	52 - 1975-76	Bob Errey	137
Mike Bullard	51 - 1983-84	Ron Schock	124

MOST ASSISTS

SEASON		CAREER	
Mario Lemieux	114 - 1988-89	MARIO LEMIEUX	795
Mario Lemieux	98 - 1987-88	Syl Apps	349
Mario Lemieux	93 - 1985-86	Paul Coffey	332
Mario Lemieux	92 - 1985-86	RON FRANCIS	324
Ron Francis	92 - 1995-96	Rick Kehoe	324
Mario Lemieux	91 - 1992-93	JAROMIR JAGR	322
Mario Lemieux	87 - 1991-92	Jean Pronovost	287
Jaromir Jagr	87 - 1995-96	Ron Schock	285
Paul Coffey	83 - 1988-89	Ron Stuckhouse	277
Mario Lemieux	78 - 1989-90	Kevin Stevens	276

MOST POINTS

SEASON		CAREER	
Mario Lemieux	199 - 1988-89	MARIO LEMIEUX	1372
Mario Lemieux	168 - 1987-88	Rick Kehoe	638
Mario Lemieux	161 - 1995-96	Jean Pronovost	603
Mario Lemieux	160 - 1992-93	JAROMIR JAGR	538
Jaromir Jagr	149 - 1995-96	Kevin Stevens	527
Mario Lemieux	141 - 1985-86	Syl Apps	500
Mario Lemieux	131 - 1991-92	Paul Coffey	440
Mario Lemieux	123 - 1989-90	RON FRANCIS	436
Kevin Stevens	123 - 1991-92	Ron Schock	401
Ron Francis	119 - 1995-96	Greg Malone	364
Rob Brown	115 - 1988-89	Mike Bullard	361
Paul Coffey	113 - 1988-89	Ron Stuckhouse	343
Mark Recchi	113 - 1998-91	Randy Carlyle	342
Pierre Larouche	111 - 1975-76	Lew MacDonald	306
Kevin Stevens	111 - 1992-93	JOE MULLEN	303
Rick Tocchet	109 - 1992-93	Larry Murphy	301
Mario Lemieux	107 - 1986-87	Doug Shedden	282
Jean Pronovost	101 - 1975-76	DAN QUINN	273
Paul Coffey	103 - 1989-90		
Mario Lemieux	100 - 1984-85		
Ron Francis	100 - 1992-93		

BOLD - ACTIVE PENGUINS PLAYER

PENGUINS SEASON AND CAREER RECORDS

MOST PENALTY MINUTES

SEASON		CAREER	
Paul Baxter	409 - 1981-82	Troy Loney	987
Dave Schully	378 - 1977-78	Kevin Stevens	968
Pat Price	327 - 1981-82	Rod Buskas	950
Gary Rossing	297 - 1983-84	Bryan Watson	671
Jay Caulfield	285 - 1988-89	Paul Baxter	601
Kevin Stevens	252 - 1991-92	Gary Rossing	632
Rick Tocchet	252 - 1992-93	Jill Samuelsson	604
Ulf Samuelsson	249 - 1992-93	Jay Caulfield	714
Paul Baxter	258 - 1982-83	Russ Anderson	684
Pat Bourque	233 - 1981-82	MARIO LEMIEUX	672
Marty McSorley	224 - 1983-84	Jim Johnson	658
Dan Frawley	218 - 1986-87	Bob Errey	651

MOST POWER PLAY GOALS

SEASON		CAREER	
Mario Lemieux	31 - 1993-96	MARIO LEMIEUX	186
Mario Lemieux	31 - 1988-89	Kevin Stevens	168
Kevin Stevens	26 - 1992-93	Hack Kehoe	93
Rob Brown	24 - 1988-89	Jean Pronovost	70
Mario Lemieux	22 - 1987-88	Paul Gardner	59
Dan Clune	21 - 1987-88	Mike Bullard	59
Paul Gardner	21 - 1981-82	JAROMIR JAGR	58
Kevin Stevens	21 - 1993-94	DAN QUINN	52
Rick Kehoe	20 - 1985-86	Hob Brown	51
Paul Gardner	20 - 1982-83	Doug Shedden	45
Jaromir Jagr	20 - 1995-96	JOE MULLEN	42
Rick Tocchet	20 - 1992-93		

MOST GAME WINNING GOALS

SEASON		CAREER	
Jaromir Jagr	12 - 1995-96	MARIO LEMIEUX	58
Mario Lemieux	10 - 1992-93	JAROMIR JAGR	42
Joe Mullen	9 - 1993-94	Jean Pronovost	42
Jaromir Jagr	9 - 1992-93	Kevin Stevens	27
Mark Buechler	9 - 1990-91	Hack Kehoe	26
Jean Pronovost	9 - 1974-75	Joe Mullen	21
Mario Lemieux	8 - 1995-96	Syl Apps	20
Mario Lemieux	8 - 1988-89	Peter Lee	18
Jaromir Jagr	7 - 1994-95	Ron Schock	17
Mario Lemieux	7 - 1987-88	Mark Redden	17
Terry Ruskowski	7 - 1985-86		
Peter Lee	7 - 1978-79		

MOST SHORT HANDED GOALS

SEASON		CAREER	
Mario Lemieux	13 - 1988-89	MARIO LEMIEUX	45
Mario Lemieux	10 - 1987-88	Ron Schock	14
Mario Lemieux	8 - 1995-96	Jean Pronovost	14
Mario Lemieux	6 - 1992-93	George Ferguson	12
Syl Apps	4 - 1973-74	Syl Apps	11
Jean Pronovost	4 - 1973-74	Pat Bourque	10
Vic Hadfield	4 - 1971-75	Dave Hannan	8
Phil Bourque	4 - 1990-91	Bob Errey	7
Mario Lemieux	4 - 1992-93	JOE MULLEN	7
Rick Tocchet	4 - 1992-93		

MOST SHOTS ON GOAL

SEASON		CAREER	
Jaromir Jagr	403 - 1995-96	MARIO LEMIEUX	2,727
Mario Lemieux	382 - 1987-88	Jean Pronovost	2,310
Paul Coffey	342 - 1988-89	Rick Kehoe	2,185
Mario Lemieux	338 - 1985-86	Kevin Stevens	1,921
Kevin Stevens	326 - 1992-93	JAROMIR JAGR	1,485
Kevin Stevens	325 - 1991-92	Ron Stockmayer	1,342
Paul Coffey	324 - 1989-90	Paul Coffey	1,300
Pierre Larouche	319 - 1975-76	Ron Schock	1,227
Mario Lemieux	313 - 1988-89	Syl Apps	1,188
Jean Pronovost	299 - 1975-76		
Rick Kehoe	298 - 1990-91		
Jaromir Jagr	298 - 1993-94		

PENGUINS ALL-TIME LEADERS

HIGHEST SHOOTING PERCENTAGE

SEASON		CAREER	
Warren Young	30.8 - 1984-85	Rob Brown	25.6
Rob Brown	30.0 - 1987-88	Mark Recchi	21.1
Rob Brown	29.0 - 1988-89	MARIO LEMIEUX	20.6
Terry Ruskowski	28.6 - 1985-86	Mike Bullard	19.3
Mario Lemieux	27.2 - 1988-89	Paul Gardner	19.0

MOST OVERTIME GOALS

SEASON		CAREER	
Mario Lemieux	2 - 1995-96	MARIO LEMIEUX	9
Mario Lemieux	2 - 1986-87	JAROMIR JAGR	4
Mario Lemieux	2 - 1987-88	Kevin Stevens	3
Jaromir Jagr	2 - 1992-93	Randy Huler	2

MOST POWER PLAY ASSISTS

SEASON		SEASON	
Mario Lemieux	58 - 1987-88	Mario Lemieux	80 - 1987-88
Paul Coffey	53 - 1988-89	Mario Lemieux	80 - 1988-89
Mario Lemieux	49 - 1988-89	Mario Lemieux	79 - 1995-96
Mario Lemieux	48 - 1995-96	Paul Coffey	64 - 1988-89
Mario Lemieux	45 - 1985-86	Mario Lemieux	62 - 1985-86
Ron Francis	42 - 1995-96	Mario Lemieux	55 - 1992-93
Ron Francis	40 - 1992-93	Ron Francis	54 - 1995-96
Randy Carlyle	39 - 1980-81	Jaromir Jagr	51 - 1995-96
Mario Lemieux	39 - 1992-93	Rick Kehoe	50 - 1981-82
Paul Coffey	38 - 1989-90	Mario Lemieux	49 - 1989-90
		Ron Francis	49 - 1992-93

MOST POWER PLAY POINTS

MOST WINS BY A GOALIE

SEASON		CAREER	
Tom Barrasso	43 - 1992-93	TOM BARRASSO	171
Tom Barrasso	29 - 1995-96	Denis Herron	88
Tom Barrasso	27 - 1990-91	KEN WREGGET	84
Ken Wregget	25 - 1994-95	Les Binkley	58
Tom Barrasso	25 - 1991-92	Grog Moran	57
Michel Dion	25 - 1981-82	Roberto Romano	46
Greg Millen	25 - 1980-81	Jim Rutherford	44
Michel Plasse	24 - 1975-76	Michel Dion	42
Gary Inness	24 - 1974-75		

MOST GAMES BY A GOALIE

SEASON		CAREER	
Greg Millen	63 - 1980-81	TOM BARRASSO	329
Tom Barrasso	63 - 1992-93	Denis Herron	230
Michel Dion	62 - 1981-82	Les Binkley	195
Denis Herron	60 - 1977-78	KEN WREGGET	151
Gary Inness	57 - 1974-75	Michel Dion	151

MOST SHUTOUTS BY A GOALIE

SEASON		CAREER	
Les Binkley	6 - 1967-68	Les Binkley	11
Denis Wilson	5 - 1976-77	TOM BARRASSO	10
Tom Barrasso	4 - 1992-93	Denis Herron	6
Les Binkley	3 - 1969-70	Denis Wilson	5
Jim Rutherford	3 - 1972-73		
Ken Wregget	3 - 1995-96		

PENGUINS LEADERS BY SEASON

SEASON	GOALS	ASSISTS	POINTS
1967-68	22 - McDonald, Ab	38 - Balgauge, Andy	58 - Balgauge, Andy
1968-69	25 - McCreary, Keith	38 - Burns, Charlie	58 - Schuck, Ron
1969-70	20 - Penrice, Dean	32 - Biens, Mike	51 - Penrice, Dean
1970-71	21 - McCreary, Keith - Penrice, Dean - Pionowski, Jean	32 - Hextall, Bryan	48 - Hextall, Bryan
1971-72	30 - Polis, Greg - Pionowski, Jean	44 - Apps, Syl	59 - Apps, Syl
1972-73	35 - McDonough, Al	56 - Apps, Syl	85 - Apps, Syl
1973-74	43 - MacDonald, Lowell	61 - Apps, Syl	85 - Apps, Syl
1974-75	43 - Pionowski, Jean	63 - Schuck, Ron	86 - Schuck, Ron
1975-76	53 - Larouche, Pierre	67 - Apps, Syl	111 - Larouche, Pierre
1976-77	33 - Pionowski, Jean	43 - Apps, Syl	64 - Pionowski, Jean
1977-78	40 - Pionowski, Jean	43 - Malone, Greg	85 - Pionowski, Jean
1978-79	35 - Malone, Greg	42 - Kudachuk, Orest	85 - Malone, Greg
1979-80	30 - Kehoe, Rick	32 - Malone, Greg	62 - Kehoe, Rick
1980-81	55 - Kehoe, Rick	57 - Garry, Randy	88 - Kehoe, Rick
1981-82	36 - Ballard, Mike - Gardner, Paul	64 - Garry, Randy	65 - Kehoe, Rick
1982-83	20 - Kehoe, Rick	44 - Malone, Greg	67 - Shelden, Doug
1983-84	51 - Ballard, Mike	41 - Ballard, Mike	92 - Ballard, Mike
1984-85	43 - Lemieux, Marc	57 - Lemieux, Marc	100 - Lemieux, Marc
1985-86	48 - Lemieux, Marc	93 - Lemieux, Marc	141 - Lemieux, Marc
1986-87	54 - Lemieux, Marc	53 - Lemieux, Marc	107 - Lemieux, Marc
1987-88	70 - Lemieux, Marc	98 - Lemieux, Marc	168 - Lemieux, Marc
1988-89	45 - Lemieux, Marc	114 - Lemieux, Marc	193 - Lemieux, Marc
1989-90	45 - Lemieux, Marc	78 - Lemieux, Marc	123 - Lemieux, Marc
1990-91	40 - Recchi, Mark - Stevens, Kevin	74 - Recchi, Mark	113 - Recchi, Mark
1991-92	54 - Stevens, Kevin	87 - Lemieux, Marc	131 - Lemieux, Marc
1992-93	69 - Lemieux, Marc	91 - Lemieux, Marc	160 - Lemieux, Marc
1993-94	41 - Stevens, Kevin	67 - Jagr, Jaromir	99 - Jagr, Jaromir
1994-95	39 - Jagr, Jaromir	48 - Francis, Ron	79 - Jagr, Jaromir
1995-96	62 - Lemieux, Marc	92 - Lemieux, Marc	151 - Lemieux, Marc
1996-97	4 - Balgauge, Andy	6 - McDonald, Ab	1 - McDonald, Ab
1968-69	4 - McCreary, Keith	6 - McCreary, Keith - Schuck, Ron	1 - Pionowski, Jean Waytowich, Bob
1969-70	5 - Schuck, Ron	12 - Penrice, Dean	1 - Forsyth, Val - Schuck, Ron
1970-71	3 - Balgauge, Andy - McCreary, Keith	7 - Balgauge, Andy - Penrice, Dean	2 - Schuck, Ron
1971-72	5 - Hextall, Bryan	9 - Polis, Greg	0 - Schuck, Ron
1972-73	6 - Pionowski, Jean	5 - Polis, Greg - Shuck, Ron	3 - Schuck, Ron
1973-74	4 - McDonough, Al	9 - MacDonald, Lowell	4 - Apps, Syl
1974-75	9 - Pionowski, Jean	14 - Pionowski, Jean	4 - Hextall, Bryan
1975-76	4 - Apps, Syl - Kelly, Bob	8 - Larouche, Pierre	2 - Pionowski, Jean
1976-77	6 - Larouche, Pierre	3 - Larouche, Pierre	2 - Apps, Syl
1977-78	5 - Pionowski, Jean	12 - Pionowski, Jean	2 - Kudachuk, Orest - Pionowski, Jean
1978-79	7 - Lee, Peter	10 - Lee, Peter	3 - Ferguson, George
1979-80	5 - Marshall, Paul	7 - Kehoe, Rick	3 - Ferguson, George
1980-81	5 - Kehoe, Rick - Schutt, Rod	20 - Kehoe, Rick	3 - Ferguson, George
1981-82	6 - Ballard, Mike	21 - Gardner, Paul	3 - Ferguson, George
1982-83	4 - Boulet, Phil	20 - Gardner, Paul	1 - Boulet, Phil - Garry, Randy - Shelden, Doug
1983-84	3 - Kehoe, Rick	15 - Ballard, Mike	2 - McCullard, Kevin
1984-85	0 - Babych, Wayne - Ballard, Mike - Shelden, Doug - Young, Warren	14 - Ballard, Mike	2 - Lindros, Mitch
1985-86	7 - Russek, Terry	17 - Shelden, Doug	3 - Harkin, Dave
1986-87	5 - Garry, Randy	19 - Lemieux, Marc	3 - Garry, Randy
1987-88	7 - Lemieux, Marc	22 - Lemieux, Marc	10 - Lemieux, Marc
1988-89	6 - Lemieux, Marc	81 - Lemieux, Marc	13 - Lemieux, Marc
1989-90	4 - Callus, John - Lemieux, Marc	14 - Lemieux, Marc	3 - Lemieux, Marc
1990-91	3 - Recchi, Mark	19 - Stevens, Kevin	4 - Bourin, Phil
1991-92	5 - Lemieux, Marc	19 - Stevens, Kevin	4 - Lemieux, Marc
1992-93	10 - Lemieux, Marc	24 - Stevens, Kevin	6 - Lemieux, Marc
1993-94	9 - Miller, Joe	21 - Stevens, Kevin	2 - McEachern, Shaun - Miller, Joe
1994-95	7 - Jagr, Jaromir	8 - Jagr, Jaromir	3 - Jagr, Jaromir
1995-96	12 - Jagr, Jaromir	31 - Lemieux, Marc	8 - Lemieux, Marc

PENGUINS LEADERS BY SEASON

SEASON	PENALTY MINUTES	SHOTS	PLUS/MINUS
1987-88	74 - Bowen, Len	282 - Archibald, Andy	42 - Andrew, Paul
1988-89	87 - McCarroll, Bruce	226 - Schutte, Ken	0 - Urbaniak, George
1989-90	189 - Watson, Bryan	225 - Schutte, Ken	1 - Watson, Bryan
1990-91	138 - Hazelton, Bryan	225 - Pronovost, Jean	+10 - Boyer, Wally
1971-72	212 - Watson, Bryan	214 - Pronovost, Jean	+18 - Apps, Syd
1972-73	179 - Watson, Bryan	264 - McDonough, Al	+37 - MacDonagh, Lowell
1973-74	138 - Burbano, Steve	263 - McDonough, Lowe	+21 - Apps, Syd
1974-75	177 - Campbell, John	278 - Pronovost, Jean	+29 - Wilson, Barry
1975-76	107 - Burbano, Steve	319 - Lumsden, Pierre	+27 - Burbano, Steve
1976-77	115 - Kelly, Bob	250 - Kehoe, Rick	+13 - Kelly, Bob
1977-78	376 - Schultz, Dave	219 - Pronovost, Jean	+14 - Mahovlich, Peter
1978-79	157 - Schultz, Dave	219 - Lee, Peter	+21 - Stackhouse, Ken
1979-80	166 - C.ussion, Ken	236 - Kehoe, Rick	+16 - Stackhouse, Paul
1980-81	204 - Baxter, Paul	208 - Kehoe, Rick	+4 - Johnson, Mark
1981-82	400 - Baxter, Paul	249 - Kehoe, Rick	+7 - Sheppard, Greg
1982-83	238 - Baxter, Paul	203 - Kehoe, Rick	0 - Lee, Peter
1983-84	247 - Fleming, Gary	214 - Esposito, Ron	+3 - MacNeil, Bryan
1984-85	200 - Ressler, Gary	309 - Lemieux, Mario	+6 - Heston, Gary
1985-86	174 - Fleming, Dan	276 - Lemieux, Mario	+13 - Boudreau, Mike
1986-87	216 - Fleming, Dan	267 - Lemieux, Mario	+13 - Curneyworth, Randy
1987-88	206 - Huskas, Rod	282 - Lemieux, Mario	+23 - Lemieux, Mario
1988-89	245 - Gaudette, Jay	342 - Coffey, Paul	+41 - Lemieux, Mario
1989-90	171 - Stevens, Kevin	324 - Coffey, Paul	+17 - Hiller, Randy
1990-91	211 - Samuelsen, Lel	253 - Stevens, Kevin	+17 - Roberts, David
1991-92	252 - Stevens, Kevin	320 - Stevens, Kevin	+33 - Murphy, Larry
1992-93	252 - Teuchter, Rick	376 - Stevens, Kevin	+55 - Lemieux, Mario
1993-94	155 - Stevens, Kevin	298 - Jurg, Joachim	+24 - Straka, Martin
1994-95	114 - Lemieux, Mario	402 - Jurg, Joachim	+30 - Roberts, Paul
1995-96	161 - Lemieux, Mario	405 - Jurg, Joachim	+47 - Nedelko, Petr
SEASON	GOALS AGAINST AVERAGE	SHUTOUTS	WINS
1987-88	2.86 - Eaveson, Mark	6 - Binkley, Les	20 - Binkley, Les
1988-89	3.20 - Eaveson, Joe	2 - Daley, Joe	10 - Binkley, Les
1989-90	3.03 - Smith, Al	3 - Binkley, Les	16 - Smith, Al
1990-91	2.86 - Binkley, Les	2 - Binkley, Les	11 - Binkley, Les
1971-72	3.22 - Rutherford, Len	1 - Rutherford, Len	17 - Rutherford, Jim
1972-73	3.91 - Rutherford, Len	0 - Rutherford, Len	20 - Rutherford, Jim
1973-74	3.44 - Rutherford, Len	1 - Brown, Andy	13 - Brown, Andy
1974-75	3.69 - Inness, Gary	2 - Inness, Gary	24 - Inness, Gary
1975-76	3.46 - Henson, Dennis	2 - Dunn, Michel	24 - Henson, Michel
1976-77	2.94 - Henson, Dennis	1 - Wilson, Dana	18 - Wilson, Dana
1977-78	3.57 - Henson, Dennis	None	20 - Henson, Dennis
1978-79	3.37 - Henson, Dennis	2 - Miller, Greg	22 - Henson, Dennis
1979-80	3.64 - Miller, Greg	2 - Miller, Greg	18 - Miller, Greg
1980-81	4.16 - Miller, Greg	None	25 - Miller, Greg
1981-82	3.79 - Dunn, Michel	1 - Edwards, Gary	25 - Dunn, Michel
1982-83	4.20 - Dunn, Michel	1 - Henson, Dennis	12 - Dunn, Michel
1983-84	4.08 - Henson, Dennis	1 - Henson, Dennis	8 - Henson, Dennis
1984-85	4.42 - Roberto, Roberto	1 - Roberto, Roberto	10 - Henson, Dennis
1985-86	4.06 - Roberto, Roberto	2 - Roberto, Roberto	21 - Roberto, Roberto
1986-87	3.43 - Mencher, Gilles	None	13 - Mencher, Gilles
1987-88	3.35 - Gaudette, Steve	1 - Gaudette, Steve	12 - Gaudette, Steve
1988-89	3.04 - Barasso, Tom	1 - Barasso, Tom	18 - Barasso, Tom
1989-90	4.17 - Young, Wendel	1 - Young, Wendel	16 - Young, Wendel
1990-91	3.50 - Barasso, Tom	1 - Barasso, Tom	27 - Barasso, Tom
1991-92	3.53 - Barasso, Tom	1 - Barasso, Tom	26 - Barasso, Tom
1992-93	3.61 - Barasso, Tom	4 - Barasso, Tom	43 - Barasso, Tom
1993-94	3.74 - Barasso, Tom	2 - Barasso, Tom	22 - Barasso, Tom
1994-95	3.21 - Wright, Ken	None	25 - Wright, Ken
1995-96	3.24 - Wright, Ken	4 - Wright, Ken	29 - Barasso, Tom

PENGUINS TEAM RECORDS, 1967-96

SEASON RECORDS

POINTS

Most Overall	119 (1992-93)
Most Home	69 (1972-73)
Most Road	49 (1980-81)
Fastest Overall	58 (1983-84)
Fastest Home	18 (1983-84)
Fastest Road	13 (1972-73)

WINS

Most Overall	56 (1992-93)
Most Home	32 (1953-54)
Most Road	23 (1982-83)
Fastest Overall	16 (1984-85)
Fastest Home	7 (1963-64)
Fastest Road	3 (1976-77)

LOSSES

Most Overall	18 (1983-84)
Most Home	23 (1983-84)
Most Road	31 (1982-83)
Fastest Overall	21 (1992-93)
Fastest Home	5 (1974-75)
Fastest Road	15 (1992-93)

TIES

Most Overall	20 (1970-71)
Most Home	10 (1967-68 & 1974-75)
Most Road	11 (1970-71)
Fastest Overall	4 (1985-86)
Fastest Home	0 (1993-94)
Fastest Road	3 (15 times) (1971-72, 1992-93)

GOALS:

Most For Overall	581 (1980-81)
Most For Home	215 (1993-94)
Most For Road	167 (1983-84)
Most Against Overall	314 (1982-83)
Most Against Home	182 (1983-84)
Most Against Road	224 (1982-83)
Fastest For Overall	180 (1989-90)
Fastest For Home	98 (1988-89)
Fastest For Road	77 (1989-90)
Fastest Against Overall	216 (1967-68)
Fastest Against Home	99 (1970-71)
Fastest Against Road	115 (1967-68)

ASSISTS

Most For	653 (1980-81)
Most Against	665 (1987-88)
Fastest For	294 (1968-69)
Fastest Against	338 (1967-68)

POINTS:

Most For	1,000 (1980-81)
Most Against	1,045 (1987-88)
Fastest For	476 (1969-70)
Fastest Against	554 (1967-68)

PENALTIES

Most For	837 (1988-89)
Most Against	1,026 (1988-89)
Fastest For	248 (1967-68)
Fastest Against	330 (1967-68)

PENALTY MINUTES

Most For	2,670 (1989-90)
Most Against	2,702 (1988-89)
Fastest For	554 (1967-68)
Fastest Against	730 (1967-68)

MINORS

Most For	770 (1987-88)
Most Against	732 (1987-88)
Fastest For	257 (1967-68)
Fastest Against	315 (1967-68)

MAJORS

Most For	113 (1988-89)
Most Against	114 (1988-89)
Fastest For	1 (1967-68)
Fastest Against	5 (1967-68)

MISCONDUCTS

Most For	69 (1981-82)
Most Against	67 (1981-82)
Fastest For	1 (1966-67)
Fastest Against	2 (1976-77)

SHOTS ON GOAL

Most For	2,781 (1974-75)
Most Against	2,926 (1982-83)
Fastest For	2,201 (1968-69)
Fastest Against	2,156 (1984-85)

POWER PLAY GOALS

Most For	119 (1983-84)
Most Against	120 (1987-88)
Fastest For	37 (1982-83)
Fastest Against	31 (1982-83)

POWER PLAY CHANCES

Most For	500 (1987-88)
Most Against	502 (1987-88)
Fastest For	267 (1977-78 & 1979-80)
Fastest Against	183 (1967-68)

POWER PLAY PERCENTAGE

Highest For	28.0 (1995-96)
Highest Against	27.4 (1982-83)
Lowest For	10.0 (1967-68)
Lowest Against	16.1 (1967-68)

SHORT-HANDED GOALS

Most For	21 (1988-89)
Most Against	22 (1984-85) (NHL Record)
Fastest For	3 (1967-68 & 1968-69)
Fastest Against	4 (1973-74, 1976-79 & 1979-80)

PENGUINS TEAM RECORDS, 1967-96

90-OR-MORE POINT PLAYERS

Most For: 6 (1992-93) (1992-93)
Fewest For: 0 (10 times last time: 1982-83)

90-OR-MORE POINT PLAYERS

Most For: 5 (1992-93) (84 games)
Fewest For: 0 (16 times last time: 1982-83)

100-OR-MORE POINT PLAYERS

Most For: 4 (1992-93) (84 games)
Lowest For: 0 (17 times last time: 1993-94) (84 games)

20-OR-MORE GOAL PLAYERS

Most For: 9 (1974-75 & 1989-90)
Fewest For: 1 (1988-89)

30-OR-MORE GOAL PLAYERS

Most For: 5 (1975-76 & 1992-93)
Fewest For: 0 (Five times last time: 1982-83)

40-OR-MORE GOAL PLAYERS

Most For: 3 (1991-92, 1992-93 & 1995-96)
Fewest For: 0 (11 times last time: 1982-83)

50-OR-MORE GOAL PLAYERS

Most For: 2 (1975-76, 1992-93 & 1995-96)
Fewest For: 0 (18 times last time: 1949-50)

40-OR-MORE ASSIST PLAYERS

Most For: 7 (1975-76)
Fewest For: 0 (Five times last time: 1979-80)

50-OR-MORE ASSIST PLAYERS

Most For: 6 (1992-93)
Fewest For: 0 (11 times last time: 1983-84)

60-OR-MORE ASSIST PLAYERS

Most For: 5 (1968-69)
Lowest For: 0 (14 times last time: 1966-67)

100-OR-MORE PENALTY MINUTE PLAYERS

Most For: 1 (1968-69)
Fewest For: 0 (1967-68 & 1968-69)

200-OR-MORE PENALTY MINUTE PLAYERS

Most For: 0 (98 times)
Fewest For: 0 (14 times last time: 1983-84)

GAME RECORDS

GOALS

Most For, Home:
12 vs. Washington (March 15, 1975);
12 vs. Toronto (December 26, 1991)
Most For, Road:
10 at NY Rangers (April 9, 1993)
Most Against, Home:
11 vs. NY Rangers (November 25, 1992)
Most Against, Road:
13 at Philadelphia (March 22, 1984)

Most For, Two Consecutive Games

18 (March 15 to March 16, 1975);
18 (December 23 to December 26, 1991);
18 (December 28 to December 28, 1991)
Most Against, Two Consecutive Games:
19 (March 22 to March 24, 1984)

Most For, Both Teams, Home

17 vs. Edmonton (February 19, 1983)
(Edmonton 10, Pittsburgh 7)

Most For, Both Teams, Road

17 at Philadelphia (March 22, 1984)
(Philadelphia 13, Pittsburgh 4)

LARGEST MARGIN OF VICTORY

Home

11 (12-1 vs. Washington - March 15, 1975)
11 (12-1 vs. Toronto - December 26, 1991)

Road

8 (8-0 at San Jose - December 5, 1981)

LARGEST MARGIN OF DEFEAT

Home

8 (1-9 vs. Montreal - October 23, 1976)
8 (9-7 vs. Buffalo - April 5, 1990)
8 (8-0 vs. Washington - Oct. 20, 1991)
8 (11-3 vs. NY Rangers - Nov. 26, 1992)

Road

12 (12-0 at Montreal - February 22, 1979)

ASSISTS

Most For, Home

20 vs. Washington (March 15, 1975)
20 vs. Toronto (December 26, 1991)

Most For, Road

17 at NY Rangers (December 3, 1992)

Most Against, Home

19 vs. NY Rangers (November 25, 1992)

Most Against, Road

22 at Philadelphia (March 22, 1984)

Most For, Both Teams, Home

28 vs. Edmonton (February 19, 1983)

23 vs. NY Rangers (February 6, 1992)

Most For, Both Teams, Road

29 at Hartford (December 26, 1992)

POINTS

Most For, Home

32 vs. Washington (March 15, 1975)
32 vs. Toronto (December 26, 1991)

Most For, Road

25 at NY Rangers (December 3, 1992)

Most Against, Home

30 vs. NY Rangers (November 25, 1992)

Most Against, Road

32 at Philadelphia (March 22, 1984)

Most For, Both Teams, Home

45 vs. Edmonton (February 19, 1983)

Most For, Both Teams, Road

45 at Hartford (December 26, 1992)

45 at Philadelphia (March 22, 1984)

POWER PLAY GOALS

Most For, Home

1 vs. Toronto (December 12, 1992)

PENGUINS TEAM RECORDS, 1967-96

Most For: Road

- 5 at San Jose (Dec. 5, 1991)
- 5 at NY Islanders (Dec. 21, 1991)
- 5 at San Jose (Dec. 5, 1992)

Most Against: Home

- 5 vs New Jersey (October 29, 1985)

Most Against: Road

- 5 at Buffalo (October 12, 1988)
- 5 at Hartford (February 26, 1989)
- 5 at Boston (October 5, 1989)

Most For: Both Teams

- 10 vs New Jersey (October 29, 1989)
(Pittsburgh 5, New Jersey 5)

POWER PLAY CHANCES

Most For:

- 12 vs New Jersey (March 1, 1989)
- 12 vs NY Islanders (February 6, 1990)

Most Against:

- 14 vs Washington (October 11, 1988)

Most For: Both Teams

- 22 at Washington (January 1, 1983)
(Pittsburgh 9, Washington 13)
- 22 vs Philadelphia (March 19, 1988)
(Pittsburgh 10, Philadelphia 12)

SHORT-HANDED GOALS

Most For:

- 2 (4 times last line) January 16, 1990

Most Against:

- 3 at Toronto (November 16, 1986)

Most For: Both Teams:

- 4 vs Chicago (December 6, 1989)
(Pittsburgh 2, Chicago 2)

PENALTIES

Most For: Home

- 28 vs Edmonton (January 19, 1980)

Most For: Road

- 22 at NY Rangers (October 30, 1988)

Most Against: Home

- 24 vs Edmonton (January 19, 1980)
- 24 vs Washington (November 25, 1989)

Most Against: Road

- 27 at NY Rangers (October 30, 1988)

Most For: Both Teams: Home

- 52 vs Edmonton (January 19, 1980)

Most For: Both Teams: Road

- 59 at NY Rangers (October 30, 1988)

PENALTY MINUTES

Most For: Home

- 144 vs Edmonton (January 19, 1980)

Most For: Road

- 158 at NY Rangers (October 30, 1988)

Most Against: Home

- 121 vs Edmonton (January 19, 1980)

Most Against: Road

- 154 at NY Rangers (October 30, 1988)

Most For: Both Teams: Home

- 264 vs Edmonton (January 19, 1980)
(Pittsburgh 144, Edmonton 120)

Most For: Both Teams: Road

- 290 at NY Rangers (October 30, 1988)
(Pittsburgh 158, NY Rangers 134)

SHOTS

Most For: Home

- 65 vs Washington (March 15, 1979)

Most Shots: Road

- 49 at Toronto (November 20, 1974)
- 49 at Chicago (February 25, 1979)

Most Against: Home

- 56 vs Montreal (October 23, 1976)

Most Against: Road

- 62 at Chicago (March 10, 1983)

Fewest For: Home

- 17 vs Philadelphia (October 20, 1982)
- 17 vs Philadelphia (December 29, 1986)
- 17 vs Calgary (February 12, 1993)
- 17 vs Calgary (March 24, 1994)

Fewest For: Road

- 11 at Boston (March 27, 1977)

Fewest Against: Home

- 13 vs Los Angeles (October 26, 1969)

Fewest Against: Road

- 15 at California (October 17, 1971)

SAVES

Most For: Home

- 46 vs Philadelphia (October 23, 1982)

Most For: Road

- 57 at Chicago (March 12, 1989)

Most Against: Home

- 53 vs Montreal (March 10, 1974)

Most Against: Road

- 47 at Chicago (February 25, 1979)

Fewest For: Home

- 11 vs Los Angeles (October 22, 1969)
- 11 vs NY Rangers (December 22, 1979)

Fewest For: Road

- 11 at Vancouver (November 17, 1987)

Fewest Against: Home

- 13 vs Philadelphia (October 23, 1992)

Fewest Against: Road

- 9 at Montreal (October 13, 1984)

PERIOD RECORDS

GOALS

Most For: Home

- 8 vs San Jose (December 17, 1991)

Most For: Road

- 7 at Quebec (February 27, 1995)

Most Against: Home

- 6 (5 times last line vs NY Rangers
November 25, 1992)

Most Against: Road

- 7 at Philadelphia (March 22, 1984)

Most For: Both Teams: Home

- 8 (8 goals last line vs San Jose
December 17, 1991)

Most For: Both Teams: Road

- 9 at Quebec (February 27, 1995)

ASSISTS

Most For: Home

- 11 vs St. Louis (November 22, 1972)

PENGUINS TEAM RECORDS, 1967-96

Most For, Goals

- 12 at Quebec (February 27, 1995)
- Most Against, Home
 - 19 vs. Quebec (February 16, 1988)
- Most Against, Road
 - 13 at Philadelphia (March 29, 1994)
- Most For, Both Teams, Home
 - 15 vs. Vancouver (October 6, 1976)
- Most For, Both Teams, Road
 - 16 at Quebec (February 27, 1995)

POINTS

- Most For, Home
 - 16 vs. St. Louis (November 22, 1975)
- Most For, Road
 - 19 at Quebec (February 27, 1995)
- Most Against, Home
 - 18 vs. Quebec (February 16, 1988)
- Most Against, Road
 - 20 at Philadelphia (March 29, 1994)
- Most For, Both Teams, Home
 - 23 vs. Vancouver (October 6, 1976)
- Most For, Both Teams, Road
 - 25 at Quebec (February 27, 1995)

PENALTIES

- Most For, Home
 - 24 vs. Edmonton (January 19, 1980)
- Most For, Road
 - 32 at NY Rangers (October 30, 1988)
- Most Against, Home
 - 29 vs. New Jersey (March 25, 1989)
- Most Against, Road
 - 43 at Philadelphia (December 8, 1988)
- Most For, Both Teams, Home
 - 43 vs. Edmonton (January 19, 1980)
- Most For, Both Teams, Road
 - 62 at Philadelphia (December 8, 1988)

PENALTY MINUTES

- Most For, Home
 - 133 vs. Edmonton (January 19, 1980)
- Most For, Road
 - 146 at NY Rangers (October 30, 1988)
- Most Against, Home
 - 110 vs. Edmonton (January 19, 1980)
- Most Against, Road
 - 141 at Philadelphia (December 8, 1988)
- Most For, Both Teams, Home
 - 243 vs. Edmonton (January 19, 1980)
- Most For, Both Teams, Road
 - 272 at NY Rangers (October 30, 1988)

SHOTS

- Most For, Home
 - 37 vs. Washington (March 15, 1974)
- Most For, Road
 - 25 at San Jose (March 6, 1992)
- Most Against, Home
 - 25 vs. Vancouver (January 7, 1989)
- Most Against, Road
 - 28 at NY Islanders (December 5, 1973)
- Fewest For, Home
 - 1 vs. NY Rangers (December 19, 1987)
- Fewest For, Road
 - 1 (Sixth most last time at New Jersey (January 7, 1992))

Fewest Against, Home

- 1 vs. NY Rangers (November 24, 1990)
- 1 vs. Calgary (March 7, 1992)
- 1 vs. Washington (November 11, 1987)
- Fewest Against, Road
 - 1 at Washington (January 6, 1977)

SAVES

- Most For, Home
 - 23 vs. Vancouver (January 7, 1989)
- Most For, Road
 - 21 at NY Islanders (December 5, 1976)
 - 25 at New Jersey (October 26, 1988)
- Most Against, Home
 - 24 vs. Hartford (February 19, 1981)
- Most Against, Road
 - 22 at Minnesota (March 29, 1974)
- Fewest For, Home
 - 0 vs. Boston (March 14, 1989)
- Fewest For, Road
 - 1 (Two times last time at St. Louis (December 12, 1997))
- Fewest Against, Home
 - 1 (Two times last time vs. March 12, 1994)
- Fewest Against, Road
 - 0 at Boston (December 15, 1968)

INDIVIDUAL RECORDS SEASON

MOST GOALS

- Center
 - 85 Mario Lemieux (1988-89)
- Right Wing
 - 95 Mario Lemieux (1988-89)
- Left Wing
 - 62 Jaromir Jagr (1995-96)
- Left Wing
 - 50 Kevin Stevens (1991-92)
- Defenseman
 - 20 Paul Coffey (1986-87)
- Goalie
 - 43 Mario Lemieux (1981-82)
- Hockey Defenseman
 - 17 Zdenek Zabajda (1988-89)

MOST ASSISTS

- Goalie
 - 114 Mario Lemieux (1988-89)
- Center
 - 114 Mario Lemieux (1988-89)
- Right Wing
 - 87 Jaromir Jagr (1995-96)
- Left Wing
 - 69 Kevin Stevens (1991-92)
- Defenseman
 - 61 Paul Coffey (1986-87)
- Goalie
 - 57 Mario Lemieux (1981-82)
- Hockey Defenseman
 - 33 Zdenek Zabajda (1988-89)

PENGUINS TEAM RECORDS, 1967-96

Goalies

- 6 Len Baross (1997-93)
- 5 Len Baross (1988-89)
- 5 Tom Baross (1980-81)

MOST POINTS

Overall:

- 199 Mario Lemieux (1988-89)

Center:

- 189 Mario Lemieux (1988-89)

Right Wing:

- 148 Jaromir Jagr (1995-96)

Left Wing:

- 125 Kevin Stevens (1991-97)

Defenseman:

- 115 Pat Coffey (1988-89)

Rocke:

- 105 Mario Lemieux (1984-85)

Rocke Defenseman:

- 45 Zdenek Zednik (1986-89)

MOST PENALTY MINUTES

Overall:

- 409 Pat Baxter (1981-82)

Center:

- 157 Dave Harman (1988-89)

Right Wing:

- 286 Jay Caufield (1988-89)

Left Wing:

- 376 Dave Schultz (1977-78)

Defenseman:

- 408 Pat Baxter (1981-82)

Rocke:

- 285 Jay Caufield (1988-89)

Rocke Defenseman:

- 172 Colin Campbell (1974-75)

Goalie:

- 60 Andy Brown (1973-74)

MOST SHOTS

Overall:

- 405 Jaromir Jagr (1995-96)

Center:

- 382 Mario Lemieux (1987-88)

Right Wing:

- 403 Jaromir Jagr (1995-96)

Left Wing:

- 376 Kevin Stevens (1992-93)

Defenseman:

- 347 Pat Coffey (1988-89)

Rocke:

- 296 Mario Lemieux (1984-85)

Rocke Defenseman:

- 156 Darryl Eastmond (1971-72)

MOST POWER PLAY GOALS

Overall:

- 31 Mario Lemieux (1988-89)
- 31 Mario Lemieux (1995-96)

Center:

- 31 Mario Lemieux (1988-89)
- 21 Mario Lemieux (1995-96)

Right Wing:

- 21 Rob Brown (1986-87)

Left Wing:

- 26 Kevin Stevens (1992-93)

Defense:

- 13 Doug Bodurra (1987-88)

Rocke:

- 12 Rob Brown (1987-88)

Rocke Defenseman:

- 5 Zdenek Zednik (1988-89)

MOST POWER PLAY ASSISTS

Overall:

- 58 Mario Lemieux (1987-88)

Center:

- 58 Mario Lemieux (1987-88)

Right Wing:

- 33 Rick Kehoe (1981-87)

Left Wing:

- 27 Pat Bourque (1941-82)

Defenseman:

- 52 Pat Coffey (1988-89)

Rocke:

- 23 Zdenek Zednik (1988-89)

Rocke Defenseman:

- 23 Zdenek Zednik (1988-89)

MOST POWER PLAY POINTS:

Overall:

- 63 Mario Lemieux (1987-88 & 1988-89)

Center:

- 63 Mario Lemieux (1987-88 & 1988-1989)

Right Wing:

- 51 Jaromir Jagr (1995-96)

Left Wing:

- 44 Kevin Stevens (1992-93)

Defenseman:

- 64 Pat Coffey (1988-89)

Rocke:

- 33 Mario Lemieux (1984-85)

Rocke Defenseman:

- 26 Zdenek Zednik (1988-89)

MOST SHORT-HANDED GOALS

Overall:

- 13 Mario Lemieux (1988-89)

Center:

- 13 Mario Lemieux (1988-89)

Right Wing:

- 4 Jean Pronovost (1973-74)
- 4 Rick Tocchet (1992-93)

Left Wing:

- 4 Vic Hadfield (1974-75)
- 4 Phil Rouque (1990-91)

Defenseman:

- 2 Bob Whittow (1988-89)
- 2 Mike Martin (1985-86)
- 2 Paul Coffey (1987-88)
- 2 Grant Jennings (1991-92)
- 2 Larry Murphy (1981-82)
- 2 Larry Murphy (1992-93)
- 2 Serge Zubov (1995-96)

Rocke:

- 2 Jean Pronovost (1968-69)
- 2 Melk Lemieux (1983-85)
- 2 Randy Cunningham (1985-85)
- 2 Mark Recchi (1989-90)

PENGUINS TEAM RECORDS, 1967-96

MOST CONSECUTIVE GAMES WITH A

- Goal**
12 Mario Lemieux (18 goals)
(October 6-November 1, 1992)
- Assist**
14 Mario Lemieux (23 assists)
(January 15-February 16, 1990)
- Point**
46 Mario Lemieux (39+6+103)
(October 31, 1990-January 14, 1993)
- Goal By Rookie**
7 Mike Bullard (Eight goals)
(January 21-February 6, 1987)
- Assist By Rookie**
6 Mario Lemieux (Nine assists)
(October 27-November 8, 1984)
- Goal By Rookie**
6 Mario Lemieux (Nine assists)
(December 7-21, 1984)
- Point By Rookie**
11 Mike Bullard (3+10+13)
(December 12, '86-January 3, 1987)

SINGLE GAME HIGHS FOR

- Most Goals**
6 Mario Lemieux
(December 31, 1988 vs. New Jersey)
- 5 Mario Lemieux
(April 9, 1993 at NY Rangers)
- 5 Mario Lemieux
(March 26, 1996 vs. St. Louis)
- Most Assists**
6 Ron Stuckhouse
(March 8, 1976 vs. Philadelphia)
- 6 Greg Malone
(November 23, 1979 vs. Quebec)
- 6 Mario Lemieux
(October 15, 1998 vs. St. Louis)
- 6 Mario Lemieux
(December 9, 1992 at San Jose)
- 6 Mario Lemieux
(November 1, 1994 vs. Tampa Bay)
- Most Points**
8 Mario Lemieux (7+6)
(October 15, 1988 vs. St. Louis)
- 6 Mario Lemieux (4+3)
(December 31, 1986 vs. New Jersey)
- Most Shots**
14 Ron Stuckhouse
(April 3, 1976 vs. Washington)
- Most Penalties**
4 Russ Anderson
(January 19, 1980 vs. Edmonton)
- Most Penalty Minutes**
51 Russ Anderson
(January 19, 1980 vs. Edmonton)

SINGLE PERIOD HIGHS FOR

- Most Goals**
3 In 1st - last time - Mario Lemieux
(October 26, 1995 at New Jersey)
- Most Assists**
4 Syl Apps
(March 24, 1971 vs. Detroit)
- 4 Ron Stuckhouse
(March 8, 1976 vs. Philadelphia)
- 4 Paul Goffey
(February 6, 1990 vs. NY Islanders)
- 4 Mario Lemieux
(November 1, 1994 vs. Tampa Bay)

- Most Points**
4 In 1st - last time - Phil Niekro
(March 24, 1988 at NY Rangers) (1-1-1)
- Most Shots**
7 Four times - last time - Jaromir Jagr
(December 7, 1992 at Toronto)
- Most Penalties**
6 Russ Anderson
(January 19, 1980 vs. Edmonton)
- 4 Russ Anderson
(January 19, 1980 vs. Edmonton)

SINGLE MONTH HIGHS FOR

- Most Goals**
16 Mario Lemieux - March 1989
- Most Assists**
25 Mario Lemieux - March 1989
- Most Points**
36 Mario Lemieux - October 1988
(11 goals, 16 assists)

GOALTENDER RECORDS

MOST GAMES

- All-Time**
329 Tom Barrasso
- One Season**
63 Greg Miller (1980-81)
- 63 Tom Barrasso (1992-93)
- One Season - Home**
34 Greg Miller (1980-81)
- 34 Michel Dan (1991-92)
- One Season - Road**
31 Denis Herron (1978-79)

MOST WINS

- All-Time**
171 Tom Barrasso
- One Season**
43 Tom Barrasso (1992-93)
- One Season - Home**
24 Tom Barrasso (1992-93)
- One Season - Road**
19 Tom Barrasso (1992-93)

MOST MINUTES PLAYED

- All-Time**
15,631 Tom Barrasso
- One Season**
3,721 Greg Miller (1980-81)
- One Season - Home**
2,040 Greg Miller (1980-81)
- One Season - Road**
1,787 Tom Barrasso (1992-93)

LOWEST GOALS AGAINST AVERAGE

- All-Time**
2.86 Hank Bussch
- One Season**
2.86 Hank Bussch (1967-68)
- 2.86 Gus Binkley (1970-71)
- One Season - Home**
2.92 Al Snider (1970-71)
- One Season - Road**
2.81 Doug Wilson (1976-77)

PENGUINS TEAM RECORDS, 1967-96

MOST SHUTOUTS

All-Time

11 Les Binkley

One Season

6 Les Binkley (1967-68)

One Season, Home

3 Les Binkley (1967-68)

3 Ken Wreggell (1995-96)

One Season, Road

3 Les Binkley (1967-68)

HIGHEST WINNING PERCENTAGE

All-Time

642 Ken Wreggell (84-44-13)

One Season

734 Tom Barvasco (1967-68)
(45-14-5)

MOST SAVES:

All-Time

9,235 Tom Barvasco

One Season

1,920 Denis Herron (1977-78)

One Season, Home

938 Denis Herron (1977-78)

One Season, Road

792 Denis Herron (1977-78)

All-Time, Per Game

30.6 Joe Daley

One Season, Per Game

32.5 Denis Herron (1977-78)

One Season, Per Game, Home

31.2 Joe Daley (1968-69)

One Season, Per Game, Road

35.8 Denis Herron (1977-78)

HIGHEST SAVE PERCENTAGE

All-Time

808 Hank Bassen

One Season

912 Jim Rutherford (1979-80)

MOST GOALS AGAINST

All-Time

1,117 Tom Barvasco

One Season

254 Greg Miller (1980-81)

One Season, Home

128 Greg Miller (1980-81)

One Season, Road

130 Greg Miller (1980-81)

MOST LOSSES

All-Time

133 Denis Herron

One Season

31 Les Binkley (1968-69)

One Season, Home

17 Les Binkley (1968-69)

One Season, Road

17 Les Binkley (1967-68)

17 Michel Dion (1981-82)

MOST TIES

All-Time

44 Denis Herron

One Season

15 Denis Herron (1977-78)

One Season, Home

9 Les Binkley (1967-68)

One Season, Road

7 Denis Herron (1977-78 & 1978-79)

7 Greg Miller (1980-81)

LONGEST CONSECUTIVE STREAKS

Games Played

20 Greg Miller

(Feb. 7 to Apr. 4, 1981) (11-10-9)

27 Les Binkley

(Jan. 12 to Mar. 12, 1967) (7-10-4)

20 Denis Herron

(Jan. 21 to Mar. 14, 1978) (6-7-7)

Wins

14 Tom Barvasco (March 9 to Apr. 9, 1963)

Wins, Home

13 Jim Rutherford (Nov. 16 to Nov. 22, 1972)

Wins, Road

6 Tom Barvasco (March 14 to April 9, 1963)

Unbeaten

15 Tom Barvasco (March 9 to April 14, 1963)
(14-0-1)

Unbeaten, Home

18 Mike Plasse (Jan. 11 to Dec. 31, 1975)

(14-5-4)

Unbeaten, Road

7 Denis Herron (March 13-27, 1979)

(5-0-2)

Tom Barvasco (Oct. 20-Nov. 17, 1960)

(5-0-2)

Losses

9 Michel Dion (Dec. 20, 1981 to Mar. 1, 1984)

(Dec. 20, 1982 to Mar. 1, 1984)

Losses, Home

5 Denis Herron (Oct. 14 to Nov. 16, 1980)

6 Michel Dion (Apr. 3 to Oct. 27, 1982)

Losses, Road

10 Joe Daley

(Nov. 13, 1968 to Mar. 20, 1969)

10 Denis Herron

(Dec. 22, 1984 to Mar. 20, 1985)

Winless

15 Al Smith

(Jan. 28 to Apr. 1, 1971) (0-10-5)

Winless, Home

9 Les Binkley

(Nov. 6 to Dec. 21, 1968) (0-6-1)

Winless, Road

26 Al Smith

(Mar. 5, 1970 to Apr. 1, 1971) (0-16-8)

LONGEST SHUTOUT SEQUENCE:

Individual

137:24 Jim Rutherford

(Feb. 22 to Feb. 25, 1970)

116:43 Tom Barvasco

(Feb. 8 to Feb. 12, 1960)

Team

187:30 Ken Wreggell and Tom Barvasco

(Jan. 31 to Feb. 13, 1953)

134:17 Duke Wilson and Denis Herron

(Mar. 8 to Mar. 12, 1971)

Annual

183:15 (Jan. 31 to Feb. 1, 1960)

170:29 (Oct. 31 to Nov. 7, 1973)

PENGUINS SPECIAL TEAMS HISTORY

YEAR	Power Play PPG-ADV	PCT.	NHL RANK	Short-Handed PPGA-ADV	PCT.	NHL RANK
1967-68	37-273	13.6	11th	31-193	83.9	6th
1968-69	50-303	16.5	7th	38-231	83.5	5th
1969-70	53-315	16.8	8th	66-282	76.6	12th
1970-71	56-318	17.6	9th	48-276	82.6	8th
1971-72	46-286	16.1	11th	55-246	77.6	10th
1972-73	52-301	17.3	9th	49-264	81.4	8th
1973-74	47-276	17.0	11th	47-245	80.8	8th
1974-75	61-323	19.8	9th	63-324	80.6	8th
1975-76	75-307	24.4	6th	68-292	76.7	11th
1976-77	46-263	17.5	14th	47-209	77.5	15th
1977-78	53-251	20.3	11th	61-251	75.9	13th
1978-79	55-251	21.5	12th	57-250	77.2	11th
1979-80	52-262	19.9	14th	64-247	74.1	18th
1980-81	92-400	23.0	11th	99-370	73.2	21st
1981-82	99-404	24.5	7th	92-399	76.9	11th
1982-83	81-360	22.5	9th	110-306	72.2	21st
1983-84	70-340	20.6	16th	86-357	75.9	15th
1984-85	62-363	17.1	21st	74-311	76.2	14th
1985-86	83-425	21.9	12th	78-341	77.1	15th
1986-87	74-374	19.5	14th	72-310	77.4	15th
1987-88	110-500	22.0	6th	120-507	76.3	20th
1988-89	119-491	24.2	3rd	111-482	77.0	16th
1989-90	86-403	21.3	10th	94-372	74.7	20th
1990-91	89-388	22.9	9rd	73-351	79.2	16th
1991-92	92-427	21.5	4th	77-379	79.7	15th
1992-93	103-440	23.9	2nd	72-429	83.2	4th
1993-94	76-404	18.8	13th	72-401	83.0	10th
1994-95	12-221	19.0	10th	46-279	79.9	23rd
1995-96	109-420	26.0	1st	78-467	83.3	8th
TOTAL	2086-10,109	20.6		2048-9420	78.3	

OPPONENT INDIVIDUAL GAME RECORDS VS. PENGUINS

- Most Goals in a Game:** 4 - 101 mos. - last time Vladimir Ruzicka (Boston), February 9, 1992 - in a 6-3 win vs Pittsburgh
- Most Assists in a Game:** 6 - Patrik Sundstrom (Vancouver), February 29, 1984 - in a 9-5 win at Pittsburgh
- Most Points in a Game:** 7 - Patrik Sundstrom (Vancouver), February 29, 1984 - in a 9-5 win at Pittsburgh (3g, 6a)
- Most Penalty Minutes in a Game:** 48 - Jim Dorey (Toronto), October 10, 1968 - in a 2-2 tie vs Pittsburgh
- Most Shots on Goal in a Game:** 13 - Phil Esposito (Boston), December 25, 1970 - in an 8-4 win vs Pittsburgh and Will Paetement (Colorado), February 6, 1977 - in a 5-2 win vs Pittsburgh

PENGUINS' ALL-TIME OVERTIME RECORD

YEAR	OVERALL				HOME				ROAD							
	GP	W	L	T	PTS	GP	W	L	T	PTS	GP	W	L	T	PTS	
1983-84	12	1	5	5	1	7	3	3	4	4	5	1	7	2	2	4
1984-85	8	3	2	5	11	3	2	4	3	3	4	3	0	7	8	
1985-86	14	3	3	8	13	7	1	1	5	7	7	7	2	2	7	
1986-87	21	5	4	12	22	11	4	1	6	14	10	1	3	6	4	
1987-88	16	5	2	9	19	9	7	1	6	12	7	3	1	3	4	
1988-89	13	2	1	7	11	3	0	0	3	3	7	2	1	4	8	
1989-90	14	1	3	8	14	7	2	2	7	7	2	1	1	5	7	
1990-91	12	4	2	6	14	7	3	1	3	9	5	1	1	3	5	
1991-92	12	2	1	9	13	6	1	1	6	4	4	1	0	5	5	
1992-93	10	3	0	7	13	6	2	0	4	8	4	1	0	3	5	
1993-94	10	4	2	1	21	11	7	1	6	17	8	2	1	5	9	
1994-95	6	1	1	3	5	1	0	0	1	1	4	1	1	2	4	
1995-96	9	3	2	4	16	4	2	2	0	4	5	1	0	5	6	
TOTAL	162	39	26	97	175	84	19	13	52	90	78	20	13	45	85	

PITTSBURGH'S CAREER OVERTIME RECORD VS EACH TEAM

TEAM	GP	RECORD	TEAM	GP	RECORD
Anaheim	1	0-0-1	New Jersey	12	0-3-9
Boston	8	1-3-4	NY Islanders	12	3-2-7
Buffalo	12	3-2-7	NY Rangers	17	4-6-7
Calgary	6	5-0-6	Osaka	1	0-0-1
Chicago	3	0-0-3	Philadelphia	14	4-2-8
Colorado	5	0-1-4	San Jose	2	0-0-2
Dallas	7	0-1-1	St. Louis	6	0-0-6
Detroit	6	0-1-5	Tampa Bay	1	0-0-1
Edmonton	3	1-1-1	Toronto	5	1-1-3
Florida	1	0-0-1	Vancouver	3	0-0-3
Hartford	5	1-1-3	Washington	12	1-4-6
Los Angeles	9	3-4-2	Washington	4	3-1-1
Montreal	10	0-4-6	TOTAL	162	39-26-97

PITTSBURGH'S CAREER OVERTIME SCORING LEADERS

PLAYER	G	A	PTS
1. MARIO LEMIEUX	9	10	19
2. JAROMIR JAGR	4	7	6
3. Keith Stevens	3	2	5
4. Larry Murphy	1	4	5
5. RON FRANCIS	1	3	4
6. Paul Coffey	0	4	4

PLAYER	G	A	PTS	PLAYER	G	A	PTS
Wayne Babych	1	0	1	Max Marcha	1	1	2
Greg Bodger	1	2	3	Joe Mullen	1	0	1
Paul Bourque	1	2	3	Larry Murphy	1	3	5
Bob Brown	1	1	2	Tom O'Regan	0	1	1
Randy Carlyle	1	0	1	Walt Parnost	0	1	1
John Chabot	0	1	1	Mark Recchi	1	0	1
Paul Coffey	0	3	4	Gary Rossing	1	0	1
John Cullen	0	2	2	Gord Roberts	2	1	1
Randy Carmichael	1	1	2	TOMAS SANDUS*ROM	0	2	2
Ren DuRoi	0	1	1	Ulf Sandelmann	1	0	1
Bob Errey	0	1	1	Armin Schuster	0	0	0
HON-FRANCIS	1	3	4	Doug Slesinger	1	0	1
Dan Flaherty	1	1	2	Charles Simmer	1	0	1
Lee Galen	0	1	1	Clay Simpson	1	2	3
Randy Gahan	1	0	1	Mike Sletten	0	1	1
Dave Hannan	0	1	1	Brian Skovranek	0	0	0
Randy Hiller	2	1	3	Paul Starosta	1	1	2
JAROMIR JAGR	4	7	6	Kevin Stevens	3	2	5
Eric Karcher	0	1	1	Tony Tang	0	1	1
Chris Kontos	1	0	1	Mark Luchini	0	1	1
MARIO LEMIEUX	9	10	19	Scott Young	1	2	3
Tray Loney	1	1	2	Warren Young	0	3	3
Norm MacLean	0	1	1	Zorley Zalozcak	0	2	2

PENGUINS' ALL-TIME OVERTIME RECORD

PITTSBURGH'S OVERTIME VICTORIES

PLAYER	DATE	TIME	OPPONENT	GOALIE	FINAL SCORE
ISADY DANLYLE	12-23-81	7:12	@ New Jersey	Besch	6-5
MARIO LEMIEUX	11-14-81	3:54	@ Winnipeg	Behrend	4-3
RANDY HILLIAR	12-7-81	1:35	@ NY Rangers	Harrison	4-3
WAYNE BABYCH	3-9-85	1:06	@ Boston	Feeley's	6-5
DAN CRAWLEY	12-19-85	0:58	@ Minnesota	Casey	4-3
DOUG SHEEDEN	2-24-86	3:54	vs Los Angeles	Melanson	6-1
MARIO LEMIEUX	4-6-86	0:25	@ NY Rangers	Manion	5-4
DOUG BODGER	10-11-89	0:50	vs NY Rangers	Vanbiesbrouck	6-5
MARIO LEMIEUX	10-14-89	3:40	vs Los Angeles	Manion	4-3
RANDY CUNNEYWORTH	10-27-89	2:30	vs Buffalo	Chabot	5-4
CHRIS KONTO	2-28-97	2:12	@ New Jersey	Chyrek	2-1
MARIO LEMIEUX	4-3-97	1:26	vs Detroit	Hartig	4-3
CRAIG SIMPSON	10-31-87	4:05	@ Quebec	Brunella	5-4
MOE MANTHA	11-14-87	3:34	vs NY Rangers	Vanbiesbrouck	3-2
CHARLIE SIMMER	1-23-88	5:24	@ Montreal	Hayward	4-5
MARIO LEMIEUX	2-2-88	4:11	vs Washington	Fingers	3-2
MARIO LEMIEUX	4-2-88	4:07	@ Washington	Malafronte	7-6
BOB BROWN	12-26-88	1:59	@ Hartford	Lutz	4-3
MARIO LEMIEUX	4-2-89	3:38	@ Philadelphia	Empty Net	5-5
RANDY HILLIAR	12-14-89	1:40	vs Montreal	Roy	2-1
TROY LONEY	2-14-90	4:35	@ NY Rangers	Reiter	4-3
RANDY GILHEA	2-22-90	4:26	vs NY Islanders	Kulpastrick	4-3
MARK REICHI	1-24-90	1:11	vs Washington	Lutz	3-2
SCOTT YOUNG	1-17-91	3:31	@ Toronto	Ing	6-5
PAUL STAYTON	1-29-91	2:49	vs Washington	Beutene	3-2
KEVIN STEVENS	3-21-91	0:13	vs NY Rangers	Vanbiesbrouck	5-4
PHIL BOURQUE	10-15-91	2:30	@ NY Islanders	Hofy	7-6
KEVIN STEVENS	11-13-91	3:25	vs Edmonton	Hartford	5-4
JAROMIR JAGR	12-17-92	2:50	@ Philadelphia	Soderstrom	5-4
JAROMIR JAGR	3-11-93	5:12	vs Los Angeles	Stastny	4-3
LEIF SANLESSION	4-7-93	2:11	vs Montreal	Hoy	4-3
JOE MULLEN	10-7-93	1:13	vs Montreal	Hoy	2-1
JAROMIR JAGR	10-14-93	2:04	@ Hartford	Repsol	7-6
KON FRANCIS	1-7-94	4:54	@ Buffalo	Fasek	4-3
KEVIN STEVENS	1-14-94	4:09	@ Boston	Blue	5-4
JARHY MURPHY	4-4-95	4:36	@ Boston	Beutene	1-3
JAROMIR JAGR	11-17-95	2:48	@ Washington	Carey	3-2
MARIO LEMIEUX	1-22-96	1:51	vs Boston	Ratford	7-6
MARIO LEMIEUX	2-18-96	2:17	vs NY Rangers	Hofy	4-3

PITTSBURGH'S OVERTIME DEFEATS

LUCIEN OUBLOIS	10-12-83	1:34	vs Winnipeg	Dunn	4-3
BOBBY CLARK	11-20-83	2:43	@ Philadelphia	Harrison	5-4
PAUL MACLEAN	1-18-84	1:26	vs Winnipeg	Dunn	5-4
DAVE ANDREYCHUK	2-6-84	0:35	vs Buffalo	Herron	6-5
MARK OSSBORN	2-26-84	2:18	@ NY Rangers	Herron	4-3
NGHA WILLIAMS	11-16-85	3:10	@ Los Angeles	Rozumbo	4-3
MURRAY GRAVEN	10-22-85	2:12	@ Philadelphia	M'Carthy	3-2
ILKKA SINISALO	4-5-86	1:49	vs Philadelphia	M'Carthy	4-3
STEVE THOMAS	10-15-86	4:35	@ Toronto	Rennau	3-2
MIKE BOSSY	12-23-86	3:25	@ NY Islanders	Rennau	4-3
MIKE GARTNER	11-8-87	1:30	@ Washington	Rennau	4-3
TOMAS SANDSTROM	3-14-87	1:05	vs NY Rangers	Hofy	3-2
KIVIN DINEEN	5-8-88	0:55	@ Hartford	Melrose	5-4
MARIO MARC-S	1-23-88	2:10	vs Winnipeg	Petrangola	4-3
DAVE TAYLOR	3-7-89	2:37	@ Los Angeles	Barrasso	3-2
EDON MALONEY	2-6-90	4:28	vs NY Islanders	Barrasso	6-7
CRAIG MACTAVISH	3-6-90	1:17	@ Edmonton	Petrangola	4-3
LEIF KRUPP	3-31-90	1:00	vs Buffalo	Bornasco	3-2
TONY GRANATO	11-17-90	0:52	@ Los Angeles	Petrangola	2-1
HATRICK FLATLEY	10-23-90	4:29	vs NY Islanders	Petrangola	4-3
DONALD AUDETTE	1-23-91	3:15	vs Buffalo	Young	5-4
TONY AMONTE	2-21-94	0:23	@ NY Rangers	Barrasso	6-3
RANDY BURRIDGE	3-15-94	3:10	vs Washington	Barrasso	5-4
ROD BRINDAMOUR	4-16-95	1:53	@ Philadelphia	Wreghitt	4-3
YAN D'PERRELLI	10-21-95	0:42	vs Los Angeles	Wreghitt	3-2
STEVE THOMAS	3-8-96	0:21	vs New Jersey	Barrasso	4-3

STREAKS (WINNING-LOSING-UNBEATEN-WINLESS)

YEAR	OVERALL				HOME				ROAD				WINDL
	WIN	UNBT	LOSS	WINDL	WIN	UNBT	LOSS	WINDL	WIN	UNBT	LOSS	WINDL	
1967-68	4	5	3	4	3	5	2	5	3	3	5	8	
1968-69	4	6	7	9	4	4	4	6	2	5	8	14 ✓ (P)	
1969-70	3	4	8	10	4	6	3	4	2	2	4	9	
1970-71	2	4	4	9	7	7	2	5	9	3	5	18 ✓	
1971-72	4	5	6	9	3	4	3	4	3	6	6	14 ✓	
1972-73	4	5	5	8	4	8	3	3	1	2	9	9	
1973-74	3	4	6	8	3	6	4	4	2	3	4	5	
1974-75	3	7	3	7	9	20*	2	4	3	4	4	6	
1975-76	4	11	3	7	6	10	4	4	2	6	7	9	
1976-77	3	6	4	6	3	7	2	3	2	2	3	6	
1977-78	2	7	5	6	2	6	3	5	2	5	5	8	
1978-79	4	10	4	6	6	8	3	3	3	7	6	8	
1979-80	3	7	6	8	4	7	5	5	2	3	7	7	
1980-81	6	6	3	6	5	6	3	3	2	4	8	11	
1981-82	4	7	4	9	4	8	2	5	4	3	7	12 ✓	
1982-83	3	5	11*	18*	3	3	4	7	1	2	15*	18 ✓	
1983-84	2	3	8	8	1	2	7*	11*	4	5	6	7	
1984-85	5	5	9	12	3	3	4	7	2	2	8	10	
1985-86	5	5	6	7	4	10	4	6	2	2	5	5	
1986-87	7	7	4	9	6	6	2	3	2	2	4	12 ✓	
1987-88	4	4	6	10	6	5	3	7	4	4	4	5	
1988-89	5	8	4	6	6	10	4	4	3	3	4	8	
1989-90	4	5	4	8	7	7	4	4	2	3	8	13 ✓	
1990-91	6	7	3	5	11*	14	3	5	3	4	6	10	
1991-92	4	6	4	6	9	9	4	4	5	5	4	7	
1992-93	17#	18*	3	3	10	11	2	3	6*	7*	3	2	
1993-04	4	8	4	4	4	7	3	3	4	4	2	4	
1994-95	7	13	3	3	7	9	2	2	4	6	3	3	
1995-96	8	8	3	3	8	8	3	3	3	6	4	5	

*-CLUB RECORD
#-NHL RECORD

WIN- Winning Streak
LOSS- Losing Streak

UNBT- Unbeaten Streak
WINDL- Winless Streak

STREAKS

Longest Winning	17	(March 9 to April 10, 1993)
Longest Home Winning	11	(January 5 to March 7, 1991)
Longest Road Winning	6	(March 14 to April 9, 1993)
Longest Unbeaten	18	(March 9 to April 14, 1993) (17-0-1)
Longest Home Unbeaten	20	(Nov. 30, 1974 to Feb. 29, 1975) (17-0-3)
Longest Road Unbeaten	7	(March 13 to March 27, 1979) (3-0-2)
	7	(March 14 to April 14, 1993) (6-0-1)
Longest Losing	11	(January 22 to February 10, 1963)
Longest Home Losing	3	(April 3 to Oct. 29, 1965) (2 seasons)
	7	(October 8 to October 29, 1983)
Longest Road Losing	18	(December 23, 1982 to March 4, 1983)
Longest Winless	18	(January 2 to February 10, 1963) (10-17-1)
Longest Home Winless	12	(April 1 to Nov. 9, 1983) (10-10-2) (2 Seasons)
	11	(October 8 to November 9, 1983) (0-9-2)
Longest Away Winless	18	(Oct. 25, 1970 to Jan. 14, 1971) (12-11-2)
	18	(Dec. 23, 1982 to March 4, 1983) (0-18-0)
Consecutive Games Without Being Shut Out	211	(January 7, 1989 to October 28, 1991)
Consecutive Home Games Without Being Shut Out	159	(November 3, 1987 to October 24, 1991)
Consecutive Road Games Without Being Shut Out	120	(January 12, 1989 to December 29, 1991)
Consecutive Games Without Shutting Out Opponent	156	(March 12, 1977 to December 8, 1978)
Consecutive Home Games Without Shutting Out Opponent	95	(Apr. 7, 1980 to December 1, 1982)
Consecutive Road Games Without Shutting Out Opponent	188	(January 21, 1987 to December 5, 1991)
Consecutive Games Tied	4	(December 8 to December 15, 1979)

PENGUINS ALL-TIME PENALTY SHOTS

PENGUINS

PLAYER	OPPONENT	DATE	GOAL KEEPER	RESULT
George Kink	@ St. Louis	Jan. 31, 1968	Gene Hart	GOAL
Charlie Burns	NY RANGERS	Feb. 5, 1969	Ed Gougeon	No Goal
Kath McDermid	NY RANGERS	Mar. 16, 1970	Ed Hagan	No Goal
John Brown	@ Detroit	Jan. 14, 1971	Ray Edwards	GOAL
Greg Polis	ST. LOUIS	Feb. 24, 1971	Ernie Wastny	No Goal
Syl Apps	@ Toronto	Feb. 9, 1972	Bernie Hauer	GOAL
Lowell MacDonald	@ Boston	Nov. 12, 1972	Roger Crozier	No Goal
Ron Senick	DETROIT	Jan. 10, 1973	Ray Edwards	No Goal
Chuck Amadio	CHI. FLYING	Feb. 16, 1974	G. Les Velocite	No Goal
Ron Schock	@ Washington	Nov. 30, 1976	Bernie Weyer	No Goal
Bar Chapman	@ Washington	Dec. 4, 1977	Jim Stedall	No Goal
Pete Mulvihill	@ Washington	Jan. 21, 1978	Jim Stedall	No Goal
Bar Chapman	CHI. CAPS	Mar. 22, 1978	Bill McKinnon	No Goal
Pops Iginla	@ NY Islanders	Dec. 5, 1978	Gene Prosen	No Goal
Bruce Lambhart	MINNESOTA	Feb. 9, 1980	Gilles Meloche	No Goal
Greg Sheppard	ST. LOUIS	Jan. 14, 1981	Ed Stasiuk	No Goal
Dave Mahlow	@ Washington	Oct. 14, 1983	Pat Riggin	GOAL
Andy Brickley	CHICAGO	Nov. 20, 1984	Murray Barmann	No Goal
Mario Lemieux	@ Quebec	Dec. 20, 1984	Mario Gosselin	GOAL
Warren Young	@ Toronto	Jan. 2, 1985	Tom Bernero	GOAL
Mario Lemieux	@ NY Islanders	Jan. 19, 1986	Kelly Huddy	GOAL
Mario Lemieux	NEW JERSEY	Dec. 31, 1988	Chris Terreri	GOAL
Mario Lemieux	@ Los Angeles	Mar. 7, 1989	Kelly Huddy	GOAL
Leah Gustafson	MONTREAL	Mar. 19, 1989	Patrick Roy	GOAL
Mario Lemieux	@ Washington	Nov. 24, 1989	Bob Mason	GOAL
Bob Errey	NEW JERSEY	Jan. 5, 1991	Chris Terreri	GOAL
Bob Errey	MONTREAL	Oct. 31, 1991	Danny Gaboruk	GOAL
Mario Lemieux	EDMONTON	Mar. 17, 1992	Bill Richardson	No Goal
Jared Joffe	WASHINGTON	Jan. 26, 1993	Dan Beaudin	No Goal
Martin Straka	@ Quebec	Mar. 16, 1995	Joseph Huard	No Goal
Mario Lemieux	DETROIT	Mar. 23, 1996	Gene's Hawk	No Goal

Pittsburgh has scored 13 times in 31 attempts, going 4 for 16 at home and going 9 for 15 on the road.

OPPOSITION

PLAYER	OPPONENT	DATE	GOAL KEEPER	RESULT
Bob Colson	MINNESOTA	Dec. 23, 1967	Lus Brickley	No Goal
Ralph Stewart	@ NY Islanders	Mar. 3, 1971	Andy Brown	No Goal
Dave Kerr	@ Toronto	Nov. 30, 1974	Gary Inness	GOAL
Bill Goodenough	@ NY Rangers	Nov. 14, 1976	Dave Wilson	No Goal
Alan Dangle	CHICAGO	Nov. 21, 1976	Dave Wilson	No Goal
A. MacArthur	GLI. WOLVES	Dec. 10, 1976	Dennis Heffer	GOAL
Chris Armstrong	PHILADELPHIA	Oct. 15, 1977	Dave Wilson	GOAL
Ikuu Smedley	PHILADELPHIA	Oct. 11, 1981	Paul Hansen	GOAL
Bob Bourne	@ NY Islanders	Feb. 17, 1983	Dennis Heffer	No Goal
Dino Corrado	@ Montreal	Mar. 10, 1983	Dennis Heffer	No Goal
Tony Gagne	@ Hartford	Mar. 17, 1984	Dennis Heffer	No Goal
Michel Goulet	@ Quebec	Dec. 20, 1984	Dennis Heffer	No Goal
Dave Williams	@ Los Angeles	Jan. 21, 1987	Hoban Homann	No Goal
Alan Kerr	@ NY Islanders	Feb. 26, 1987	Pat Riggin	No Goal
Doug Gilmour	ST. LOUIS	Mar. 1, 1987	Pat Riggin	No Goal
Michel Goulet	OTTAWA	Mar. 12, 1987	Pat Riggin	No Goal
Mark Johnson	@ New Jersey	Oct. 9, 1987	Pat Riggin	No Goal
Dave Tippel	@ Hartford	Jan. 9, 1988	Gilles Meloche	No Goal
Doug Smith	MINNEAPOLIS	Oct. 10, 1989	Leif Burrows	No Goal
Paul Horner	WASHINGTON	Dec. 6, 1989	Stewart Young	No Goal
Thomas Sandstrom	LOS ANGELES	Feb. 10, 1990	Wesley Young	GOAL
Scott Peterson	OTTAWA	Mar. 16, 1990	Tom Barnard	GOAL
Gordon Hooton	@ NY Rangers	Dec. 29, 1991	Wesley Young	No Goal
Joe Newhook	@ Calgary	Jan. 24, 1993	Kee Wiggell	No Goal
Scott Armstrong	@ New Jersey	Feb. 7, 1996	Kee Wiggell	No Goal

Pittsburgh's opponents have scored 6 times in 25 attempts, stopping 6 of 11 shots at home and 13 of 14 on the road.

HOME GAMES IN CAPS

PENGUINS OPENERS

SEASON OPENERS (14-10-5)

Oct. 7, 1995	Toronto	3	at Pittsburgh	8	W
Jan. 20, 1996	Pittsburgh	5	at Tampa Bay	3	W
Oct. 5, 1993	Pittsburgh	3	at Philadelphia	4	L
Oct. 6, 1992	Philadelphia	3	at Pittsburgh	3	T
Oct. 4, 1991	Pittsburgh	5	at Buffalo	4	W
Oct. 2, 1990	Pittsburgh	7	at Washington	4	W
Oct. 1, 1989	Pittsburgh	4	at Boston	5	L
Oct. 7, 1988	Pittsburgh	5	at Washington	4	W
Oct. 8, 1987	Pittsburgh	1	at NY Rangers	4	T
Oct. 9, 1986	Washington	4	at Pittsburgh	5	W
Oct. 10, 1985	Montreal	3	at Pittsburgh	3	T
Oct. 11, 1984	Pittsburgh	3	at Boston	4	L
Oct. 4, 1983	Pittsburgh	3	at St. Louis	5	L
Oct. 5, 1982	Pittsburgh	3	at New Jersey	3	T
Oct. 8, 1981	Pittsburgh	2	at St. Louis	6	L
Oct. 9, 1980	Pittsburgh	4	at Philadelphia	7	L
Oct. 10, 1979	Winnipeg	2	at Pittsburgh	4	W
Oct. 11, 1978	Toronto	3	at Pittsburgh	7	L
Oct. 12, 1977	St. Louis	2	at Pittsburgh	4	W
Oct. 6, 1976	Winnipeg	5	at Pittsburgh	6	W
Oct. 7, 1975	Pittsburgh	4	at Washington	2	W
Oct. 9, 1974	Pittsburgh	4	at Minnesota	2	W
Oct. 12, 1973	Pittsburgh	4	at Atlanta	3	W
Oct. 7, 1972	Los Angeles	2	at Pittsburgh	4	W
Oct. 9, 1971	Philadelphia	2	at Pittsburgh	3	W
Oct. 10, 1970	Buffalo	3	at Pittsburgh	1	L
Oct. 11, 1969	Oakland	2	at Pittsburgh	2	T
Oct. 12, 1968	Montreal	1	at Pittsburgh	1	T
Oct. 13, 1967	Montreal	2	at Pittsburgh	1	L

HOME OPENERS (18-7-4)

Oct. 7, 1995	vs Toronto	8-3	W
Jan. 27, 1996	vs Ottawa	5-4	W
Oct. 7, 1993	vs Montreal	2-1	W
Oct. 4, 1992	vs Philadelphia	3-3	T
Oct. 5, 1991	vs Philadelphia	2-2	T
Oct. 7, 1990	vs New Jersey	7-4	W
Oct. 10, 1989	vs Winnipeg	5-1	W
Oct. 11, 1988	vs Washington	3-7	W
Oct. 13, 1987	vs Buffalo	8-2	W
Oct. 9, 1986	vs Washington	5-4	W
Oct. 10, 1985	vs Montreal	3-5	L
Oct. 17, 1984	vs Vancouver	4-3	W
Oct. 6, 1983	vs NY Rangers	1-6	L
Oct. 8, 1982	vs NY Rangers	2-5	L
Oct. 10, 1981	vs Quebec	2-1	W
Oct. 11, 1980	vs Winnipeg	5-4	W
Oct. 10, 1979	vs Winnipeg	4-2	W
Oct. 11, 1978	vs Toronto	7-3	L
Oct. 12, 1977	vs St. Louis	4-2	W
Oct. 5, 1976	vs Vancouver	9-5	W
Oct. 11, 1975	vs Washington	7-5	W
Oct. 12, 1974	vs Detroit	2-2	W
Oct. 15, 1973	vs NY Rangers	2-9	L
Oct. 7, 1972	vs Los Angeles	4-2	W
Oct. 9, 1971	vs Philadelphia	3-2	W
Oct. 10, 1970	vs Buffalo	1-2	L
Oct. 11, 1969	vs California	2-2	T
Oct. 12, 1968	vs Montreal	1-1	T
Oct. 11, 1967	vs Montreal	1-2	L

AWAY OPENERS (11-12-6)

Oct. 9, 1995	at Colorado	0-6	T
Jan. 20, 1996	at Tampa Bay	5-3	W
Oct. 5, 1993	at Philadelphia	3-4	L
Oct. 10, 1992	at Montreal	3-3	T
Oct. 4, 1991	at Buffalo	5-4	W
Oct. 5, 1990	at Washington	7-4	W
Oct. 5, 1989	at Boston	5-5	L
Oct. 7, 1988	at Washington	6-4	W
Oct. 8, 1987	at NY Rangers	4-4	T
Oct. 12, 1986	at Chicago	2-1	W
Oct. 16, 1985	at Chicago	5-5	T
Oct. 17, 1984	at Boston	3-4	L
Oct. 4, 1983	at St. Louis	3-5	L
Oct. 5, 1982	at New Jersey	3-3	T
Oct. 6, 1981	at St. Louis	2-6	L
Oct. 9, 1980	at Philadelphia	4-7	L
Oct. 14, 1979	at Boston	4-1	W
Oct. 12, 1978	at Boston	2-8	L
Oct. 14, 1977	at Washington	1-7	L
Oct. 7, 1976	at Montreal	7-10	L
Oct. 7, 1975	at Washington	4-2	W
Oct. 8, 1974	at Minnesota	4-2	W
Oct. 12, 1973	at Atlanta	5-3	W
Oct. 11, 1972	at St. Louis	5-2	W
Oct. 10, 1971	at Buffalo	1-2	L
Oct. 15, 1970	at Minnesota	2-4	L
Oct. 19, 1969	at Boston	2-4	L
Oct. 16, 1968	at Toronto	2-2	T
Oct. 13, 1967	at St. Louis	3-1	W

FASTEST GOALS

ONE PLAYER

FASTEST TWO GOALS.

PITTSBURGH:

7 seconds by Wally Boyer, March 5, 1970 at Detroit vs. Roy Edwards in a 3-3 Detroit win.
8 seconds by Shawn McCulloch, Oct. 27, 1992 vs. Detroit vs. Tim Cheveldae in a 9-6 Pittsburgh win.

OPPONENT:

6 seconds by Sylvain Lefebvre (Hartford), March 28, 1987 at Hartford vs. Pat Riggin in a 5-4 Hartford win.

FASTEST TWO ASSISTS.

PITTSBURGH:

7 seconds by Ben Schick, March 5, 1970 at Detroit on goal by Wally Boyer in a 3-3 Detroit win.

OPPONENT:

6 seconds by Eric Marzello (Montreal), Apr. 2, 1975 at Montreal in a 6-0 Montreal win.

FASTEST THREE GOALS.

PITTSBURGH:

4:17 by Lowell MacDonald, November 13, 1973 at Montreal vs. Glenn Morin in a 4-2 Pittsburgh win.

OPPONENT:

3:16 by Denis King (NY Islanders), October 15, 1991 vs. Tom Sestasi at NY Islanders in a 7-6 Pittsburgh overtime win.

FASTEST FOUR GOALS.

PITTSBURGH:

21:16 by Mario Lemieux, January 6, 1990 at NY Rangers vs. Bob Fosse and John Vanbiesbroeck in a 7-5 Pittsburgh win.

OPPONENT:

24:40 by Stan Gilbertson (Washington), Apr. 6, 1978 vs. Ed Luickson at Washington in a 3-4 Washington win.

TEAM

FASTEST TWO GOALS.

BOTH TEAMS

(NHL RECORD):

4 seconds by Wayne Sturrock (Pittsburgh) & Guy Chouinard (Atlanta), March 15, 1977 at Atlanta in a 7-3 Atlanta win.

PITTSBURGH:

5 seconds by Rick Martin (Buffalo) & Greg Polis (Pittsburgh), January 3, 1974 at Buffalo in a 6-1 Buffalo win.

PITTSBURGH:

6 seconds by Paul Colley and Irvy Loney, February 22, 1990 vs. NY Islanders in a 4-3 overtime Pittsburgh win.

OPPONENT:

6 seconds by Mark Recchi and John Cullen, February 16, 1990 at Winnipeg in a 3-3 tie.

OPPONENT:

6 seconds by Guy Lefebvre & Steve Smith (Montreal), Apr. 2, 1975 at Montreal in a 6-0 Montreal win.

OPPONENT:

6 seconds by Sylvain Lefebvre (Hartford), March 28, 1987 at Hartford in a 5-4 Hartford win.

FASTEST THREE GOALS.

BOTH TEAMS:

36 seconds by Mario Lemieux (Pittsburgh) & Al Lafite (Hertford), October 17, 1980 vs. Toronto in a 7-5 Pittsburgh win.

PITTSBURGH:

27 seconds by Al McDonough, Ken Schirko, & Ron Schuck, November 22, 1972 vs. St. Louis in a 10-4 Pittsburgh win.

OPPONENT:

21 seconds by Michal Pivonka & Steve Leach (Washington), November 29, 1990 at Washington in a 7-3 Washington win.

FASTEST FOUR GOALS.

BOTH TEAMS:

1:17 by Feroz Lardache (Pittsburgh), Guy Lafleur (Montreal) & Polo Mahela (Montreal), January 29, 1975 at Montreal in a 7-2 Montreal win.

PITTSBURGH:

1:49 by Bryan Hextall, Jean Pronovost, Al McDonough, Ken Schirko, & Ron Schuck, November 27, 1972 vs. St. Louis in a 10-4 Pittsburgh win.

PITTSBURGH:

1:49 by Jean Pronovost, Al McDonough, Ken Schirko, & Ron Schuck, November 27, 1972 vs. St. Louis in a 10-4 Pittsburgh win.

OPPONENT:

1:22 by Bobby Clarke, Ilika Sarafets, Fergie Leader, & Konrad Inzer (Philadelphia), October 11, 1981 at Philadelphia in an 8-2 Philadelphia win.

FASTEST GOALS

FASTEST FIVE GOALS:

- BOTH TEAMS:** 3:31 by Paul Hammond (Montreal), Terry Lantz (Pittsburgh), Jake Laumen (Montreal), Bob Emey (Pittsburgh) & Greg Adams (Montreal), March 11, 1960 at Vancouver, in a 5-3 Montreal win.
- PITTSBURGH:** 2:07 by Bryan Hextal, Jean Pronovost & McDonough, Ken Schmir & Ron Schock, November 22, 1972 at St. Louis, in a 10-4 Pittsburgh win.
- OPPONENT:** 2:37 by Duane Sutter, Bryan Trottier (PH), John Lane & Duane Sutter (NY Islanders), January 26, 1982 at NY Islanders, in a 12-1 Islanders win.

FASTEST GOAL START OF GAME:

- PITTSBURGH:** 8 seconds by Jean Pronovost, March 29, 1968 at St. Louis, in a 7-0 Pittsburgh win.
- OPPONENT:** 9 seconds by Ross Tonshery (Philadelphia), October 29, 1977 at Philadelphia, in a 11-0 Philadelphia win.

FASTEST GOAL START OF 2ND PERIOD:

- PITTSBURGH:** 7 seconds by Coley McDonough, February 10, 1973 at Boston, in a 3-3 Boston win.
- OPPONENT:** 7 seconds by Jerry Lathen (Columbus), October 20, 1973 at Pittsburgh, in a 5-3 Pittsburgh win.
- 7 seconds by Stan Colton (Washington), November 12, 1976 at Washington, in a 6-0.

FASTEST GOAL START OF 3RD PERIOD:

- PITTSBURGH:** 12 seconds by Greg Poile, April 1, 1972 at Philadelphia, in a 4-1.
- OPPONENT:** 14 seconds by Van E. Ojama (New Jersey), Oct. 24, 1992 at New Jersey, in a 4-3 Pittsburgh win.

EARLIEST WINNING GOAL:

- PITTSBURGH:** 35 seconds by Ken Schmir, October 17, 1972 at NY Islanders, in a 3-0 Pittsburgh win.
- OPPONENT:** 9 seconds by Ross Tonshery (Philadelphia), October 9, 1984 in a 11-0 Philadelphia win.

FASTEST TWO GOALS FROM START OF GAME:

- PITTSBURGH:** 29 seconds by George Ferguson & Greg Malone, December 6, 1962 at Chicago, in a 6-4 Pittsburgh win.
- OPPONENT:** 45 seconds by Tom Kerr & Bob Butler (Philadelphia), October 9, 1983 at Philadelphia, in a 7-1 Philadelphia win.

FASTEST OVERTIME GOAL:

- PITTSBURGH:** 13 seconds by Kevin Stevens, March 21, 1991 at NY Rangers, in a 5-1 Pittsburgh win.
- 24 seconds by Charlie Simmer, January 27, 1986 at Montreal, in a 4-3 Pittsburgh win.
- OPPONENT:** 9 seconds by Tony Amonte (NY Rangers), February 21, 1994 at NY Rangers, in a 3-2 NY Rangers win.
- 36 seconds by Dave Ambrey (Buffalo), February 6, 1981 at Pittsburgh, in a 6-5 Buffalo win.

The Penguins scored six goals in a team record span of five minutes and two seconds on November 22, 1972, as the Penguins defeated the St. Louis Blues, 10-4. Greg Poile began the scoring at 8:05 of the third period and was followed by Bryan Hextal (12:00), Jean Pronovost (12:48), Al McDonough (13:40), Ken Schmir (13:49) and Ron Schock, who finished the scoring outburst at 14:07.

PENGUINS BEST COMEBACKS

December 7, 1995 (Pittsburgh) — Montreal led 4-0 in the second period, but the Penguins score seven unanswered goals, two each by Mario Lemieux and Tomas Sandstrom to win 7-6.

February 19, 1995 (Pittsburgh) — The Sabres built up a 3-0 lead after two periods. The Penguins scored three times per game, including a Lou Rabitoff goal, at 18:39 to gain a 3-3 tie.

December 12, 1999 (Pittsburgh) — The Devils built up a 3-0 lead midway through the first period, but the Penguins answered with three goals, two by Kevin Stevens, to tie the game. Stevens completed the comeback in the third period to lead the Penguins to the 6-3 victory.

February 21, 1991 (Pittsburgh) — Los Angeles jumped out to a 2-0 lead early in the second period, but the Penguins struck back with six unanswered goals on the way to an 11-4 rout.

October 15, 1991 (New York Islanders) — The Penguins trailed the Islanders barely seconds into the third period, 0-2, but came back with four goals, two by Mario Lemieux, to tie the game. In Bourque's goal at 2:30 of overtime gave the Penguins a 3-0 victory.

February 22, 1990 (Pittsburgh) — The Penguins trailed the Islanders 3-0 after the first period but bounced back to post a 4-3 victory on Randy Gilhe's goal at 4:26 of the third period.

February 3, 1989 (Pittsburgh) — The Penguins trailed St. Louis 3-0 after two periods but scored three times per game to gain the tie. Troy Loney scored the tying goal at 5:36 of the third period.

March 25, 1989 (Pittsburgh) — New Jersey built up a 3-0 lead after one period but Mario Lemieux's third goal of the game with four seconds left in regulation tied the Penguins to a 3-4 win.

December 10, 1988 (Pittsburgh) — The Penguins trailed New Jersey 3-0 in the second period but came back with four goals to tie the tie. Mario Lemieux's second goal of the game was the tying one at 10:51 of the third.

January 3, 1987 (Pittsburgh) — The Penguins trailed Montreal 3-0 after one period but scored six consecutive goals to earn the 6-2 victory. Randy Carmichael scored twice, including the game-winner at 8:49 of the third period.

March 24, 1987 (Pittsburgh) — The Penguins trailed Philadelphia 3-0 midway through the game, but goals by Wally Kurstman, Terry Ruskowski and Warren Young gave Pittsburgh a 3-3 tie.

December 20, 1987 (New York Rangers) — Pittsburgh trailed the Rangers 3-0 early in the first period but scored four first period goals of their own en route to a 4-3 rout.

November 21, 1987 (Calgary) — Pittsburgh trailed Calgary 4-0 after two periods but rallied with four third period goals to earn the tie. Mario Lemieux scored the tying goal at 14:07 of the third period.

November 25, 1987 (Pittsburgh) — The Penguins trailed Quebec 4-0 at the 12-minute mark of the second period but scored six consecutive goals for the win. Rob Stoen scored the game-winner at 11:53 of the third period.

November 28, 1987 (Pittsburgh) — Washington built up a 3-0 lead, but the Penguins bounced back to go ahead 5-4 before the Capitals took the game.

February 24, 1986 (Pittsburgh) — The Penguins trailed Los Angeles 4-0 after one period but came back behind to win 6-5 on Doug Stenrod's goal at 3:54 of overtime. It was the first home overtime win in Penguin history.

October 9, 1986 (Pittsburgh) — Washington took a 3-0 lead early in the season opener but the Penguins rallied behind Randy Carmichael's hat trick to post a 5-4 victory.

January 19, 1985 (Pittsburgh) — Chicago jumped out to a 4-0 lead after one period but the Penguins answered with five second period goals to register a 5-4 win. Troy Loney scored the game-winner at 17:57 of the second period.

October 23, 1985 (Toronto) — Pittsburgh trailed Toronto 4-1 in the second period but eventually posted a 5-4 victory. Jim McGeough scored at 18:28 of the first period for the win.

November 4, 1982 (New Jersey) — The Penguins trailed New Jersey 3-0 but rallied for the 4-4 tie behind two goals from Rick Ketcher, including the tying goal at 11:54 of the third period.

October 7, 1981 (Chicago) — Pittsburgh trailed Chicago 4-1 late in the second period but rallied on goals by Pat Beattie, Mike Bullard, Rick Ketcher and Greg Malone to gain the 5-5 tie. Malone scored the game-tying goal at 19:39 of the first period.

December 3, 1980 (Toronto) — Pittsburgh trailed Toronto 3-0 at the 10:37 mark of the second period before rallying for the 4-4 tie behind Rick Ketcher's hat trick.

January 12, 1978 (Philadelphia) — The Penguins trailed Philadelphia 3-0 after the first period but rallied for the 4-4 tie on Rick Ketcher's goal at 6:02 of the third period.

December 31, 1978 (Detroit) — The Penguins trailed Detroit 4-0 at the 15:11 mark of the second period, but goals from two different players, including Randy Carlyer's game-winner with seven seconds remaining, gave the Penguins a 3-4 victory.

December 26, 1977 (Toronto) — The Penguins trailed Toronto 3-0 midway through the first period, but two Jean Pronovost goals, along with Bill Chapman's goal at 19:26 of the third period, gave the Penguins a 5-4 win.

February 28, 1976 (Pittsburgh) — The Penguins trailed Vancouver 4-1 at the 14:04 mark of the second period before scoring all five straight goals to win 5-4. Bob Kelly got the game-winner at 10:39 of the third period.

October 25, 1975 (Pittsburgh) — The Penguins fell behind Philadelphia 4-0 in the middle of the second period but rallied for the 4-4 tie on consecutive goals from Chuck Armstrong, Bob Kelly, Colin Campbell and Pierre Larocque.

December 19, 1974 (Pittsburgh) — The Penguins trailed Kansas City 4-1 in the second period before scoring three consecutive goals to earn the tie. Pierre Larocque scored at 17:38 of the third period to tie the game.

April 1, 1973 (Pittsburgh) — The Penguins trailed Philadelphia 4-1 in the last game of the season before scoring four unanswered goals for the 5-4 win. Jean Pronovost scored the game-winner at 18:47 of the third period.

March 29, 1972 (Pittsburgh) — The Penguins trailed California 4-1 at the 14:34 mark of the second period before scoring four consecutive goals for the win. Jean Pronovost's goal at 14:48 of the third period was the game-winner.

November 4, 1972 (Pittsburgh) — New York held a 4-1 advantage over the Penguins late in the first period before the Penguins scored five goals to post a 6-4 win. Bryan Hewitt scored twice while Ediso Shook netted the game-winner at 16:04 of the third period.

March 7, 1971 (Pittsburgh) — The Penguins 6-1 trailed 5-0 to California after two periods of play but scored three times in the third period to force the deadlock. Wally Boyer scored the tying goal at the 7:39 mark.

PITTSBURGH CIVIC ARENA RECORDS

TEAM RECORDS

Most Goals in One Game:

Pittsburgh	12	-December 26, 1991 - in a 12-1 win vs Tampa -March 15, 1975 - in a 12-1 win vs Washington
Opponent	11	-November 25, 1992 - by NY Rangers in an 11-3 win vs Pittsburgh

Most Shots in Game:

Pittsburgh	65	-March 15, 1975 - in a 12-1 win vs Washington
Opponent	55	-October 23, 1976 - by Montreal in a 9-1 win vs Pittsburgh

Most Penalty Minutes in a Game:

Pittsburgh	144	-January 19, 1980 - in a 5-2 loss vs Edmonton
Opponent	123	-January 19, 1980 - by Edmonton in a 5-2 win vs Pittsburgh

Most Goals in a Period:

Pittsburgh	6	-December 17, 1991 - in a 10-2 win vs San Jose (2nd Period)
Opponent	6	-Six times - last time - November 25, 1992 by NY Rangers in an 11-3 win vs Pittsburgh (3rd Period)

INDIVIDUAL RECORDS

Most Goals in a Game:

Pittsburgh	5	-Mario Lemieux, March 26, 1996 in an 8-4 win vs St. Louis -Mario Lemieux, December 31, 1988 in an 8-6 win vs New Jersey
Opponent	4	-Mike Ridley (Washington), October 11, 1988 - in an 8-7 loss vs Pittsburgh -Wayne Gretzky (Edmonton), February 22, 1984 - in a 9-2 win vs Pittsburgh -Dennis Maruk (Columbus), November 18, 1975 - in a 5-3 win vs Pittsburgh

Most Assists in a Game:

Pittsburgh	6	-Mario Lemieux, November 1, 1995 in a 10-0 win vs Tampa Bay -Mario Lemieux, October 15, 1988 in a 9-2 win vs St. Louis -Greg Malone, November 28, 1979 in a 7-2 win vs Quebec -Ron Stackhouse, March 8, 1975 in an 8-2 win vs Philadelphia
Opponent	5	-Patrik Sundstrom (Vancouver), February 29, 1984 in a 9-5 win vs Pittsburgh

Most Points in a Game:

Pittsburgh	8	-Mario Lemieux, December 31, 1988 in an 8-6 win vs New Jersey -Mario Lemieux, October 15, 1988 in a 9-2 win vs St. Louis
Opponent	7	-Patrik Sundstrom (Vancouver), February 29, 1984 in a 9-5 win vs Pittsburgh

Most Penalty Minutes in a Game:

Pittsburgh	51	-Russ Anderson, January 19, 1980 - in a 5-2 loss vs Edmonton
Opponent	34	-Dave Lumley (Edmonton), January 19, 1980 - in a 5-2 win vs Pittsburgh

Most Saves in a Game:

Pittsburgh	48	-Michel Dion, October 23, 1982 in a 4-2 win vs Philadelphia
Opponent	53	-Wayne Thomas (Montreal), March 10, 1974 in a 5-4 win vs Pittsburgh

PENGUINS SHUTOUTS

NAME/NO.	DATE - LOC	SCORE SV	NAME/NO.	DATE - LOC	SCORE SV
1967-68 (7)					
Don Bryant	Nov. 4 at Philadelphia	1-0 3	Don Bryant	Mar. 21 vs Chicago	6-1 28
Don Bryant	Nov. 15 vs Philadelphia	5-0 27	1962-63 (1)		
Les Brown, 2	Dec. 25 vs Minnesota	4-0 26	Don Bryant, 4	Nov. 14 vs Philadelphia	0-1 34
Les Brown, 4	Dec. 27 vs Chicago	5-0 21	1963-64 (2)		
Les Brown, 4	Jan. 26 at Boston	1-0 21	Don Bryant, 3	Oct. 11 at Washington	4-0 29
Les Brown, 5	Feb. 1 vs Boston	2-0 29	Steve Penney	Feb. 11 vs Minnesota	4-0 34
Les Brown, 8	Mar. 31 at Philadelphia	2-0 25	1964-65 (2)		
Tommy Taylor, 1	Mar. 31 at Philadelphia	0-0 0	Leslie Robinson, 2	Dec. 26 vs Detroit	4-0 34
1966-69 (2)					
Don Bryant	Nov. 4 vs Boston	3-0 21	Don Robinson, 6	Mar. 12 vs Philadelphia	5-0 28
Don Bryant, 2	Mar. 21 vs Minnesota	5-0 22	1965-66 (2)		
1969-70 (5)					
Les Brown, 7	Nov. 12 at Toronto	5-0 21	Leslie Robinson, 3	Jan. 27 at St. Louis	6-0 42
Les Brown, 8	Dec. 11 at Los Angeles	2-0 23	Robert Penney, 4	Feb. 1 vs New Jersey	4-0 27
Les Brown, 9	Feb. 20 at New Jersey	1-0 21	1966-67 (1)		
Les Brown, 9	Mar. 5 at NY Rangers	2-0 33	Leslie Robinson, 2	Jan. 25 at Philadelphia	4-0 34
Les Brown, 9	Mar. 18 vs Minnesota	2-0 22	1967-68 (2)		
1970-71 (4)					
Les Brown, 10	Oct. 11 vs Philadelphia	6-0 24	Leslie Robinson, 3	Jan. 4 vs Minnesota	1-0 37
Les Brown, 6	Dec. 2 vs Toronto	4-0 24	Steve Penney, 5	Mar. 12 vs Philadelphia	1-0 26
Les Brown, 11	Mar. 1 vs Minnesota	1-0 23	1968-69 (1)		
Les Brown, 4	Mar. 11 vs Minnesota	1-0 21	Archie Gooden	Nov. 14 at NY Rangers	6-0 26
1971-72 (1)					
Les Brown, 12	Feb. 11 at Boston	2-0 23	Tom Bennett	Dec. 26 vs Detroit	5-0 27
1972-73 (5)					
Don Bryant	Oct. 11 at NY Rangers	5-0 22	1969-67 (1)		
Don Bryant, 2	Oct. 21 at Philadelphia	4-0 23	Tom Bennett, 1	Nov. 1 vs NY Rangers	5-0 19
Don Bryant, 3	Jan. 20 vs Boston	3-0 22	Ernie Hulse, 4	Nov. 27 vs New Jersey	4-0 29
Don Bryant, 3	Feb. 22 at NY Rangers	4-0 34	Tom Bennett, 5	Dec. 20 at Philadelphia	4-0 21
Don Bryant, 3	Mar. 24 vs Chicago	2-0 21	Archie Gooden, 2	Feb. 4 vs Boston	4-0 28
1973-74 (1)					
Andy Burm	Mar. 24 vs Detroit	5-0 27	1968-69 (1)		
1974-75 (2)					
Greg Hesse	Nov. 11 vs Washington	4-0 26	Tom Bennett, 6	Feb. 27 at NY Rangers	3-0 33
Greg Hesse, 2	Nov. 22 vs Los Angeles	1-0 23	1969-68 (1)		
1975-76 (2)					
Mark Fosse	Mar. 5 vs Minnesota	1-0 16	Tom Bennett, 7	Apr. 11 vs Chicago	4-0 32
Mark Fosse, 2	Mar. 16 vs Detroit	3-0 29	1964-65 (1)		
1976-77 (6)					
Don Bryant	Nov. 10 vs Philadelphia	1-0 26	Don Waggler, 1	Nov. 11 vs Tampa Bay	1-0 27
Don Bryant, 2	Nov. 21 vs Chicago	5-1 24	Don Waggler, 2	Nov. 14 at Washington	5-0 27
Don Bryant, 3	Jan. 12 at Montreal	3-0 21	Don Waggler, 3	Dec. 2 vs Hartford	6-1 32
Don Bryant, 4	Jan. 27 at NY Rangers	3-0 24	Tom Bennett, 6	Jan. 11 at Dallas	1-0 21
Don Bryant, 5	Feb. 8 at Cleveland	2-0 22	Tom Bennett, 10	Feb. 10 at Washington	1-0 23
Don Bryant, 6	Feb. 8 at Cleveland	2-0 22	HOME 41		
Don Bryant, 3	Mar. 3 vs Chicago	5-1 32	ROAD 26		
1977-78 (1)					
Greg Mair	Feb. 11 vs Boston	3-0 23	MOST A.T.H.E.T.I.C. BY ONE TEAM Tom Bennett, 10		
Greg Mair, 2	Jan. 16 vs Minnesota	4-0 33	MOST ONE YEAR Don Robinson, 1967-68		
1979-80 (3)					
Greg Mair, 3	Dec. 11 vs Chicago	1-0 29	MOST ONE YEAR Tom Bennett, 1967-68		
Greg Mair, 4	Mar. 3 vs NY Rangers	2-0 24			
Greg Mair, 4	Mar. 10 vs Washington	4-0 28			

OPPONENT SHUTOUTS

NAME/NO	DATE - LOC	SCORE SV	NAME/NO	DATE - LOC	SCORE SV
1967-68 (5)					
Long Beach St.	Oct. 11 at Anaheim	1-0 11	Bone River Pk.	Oct. 15 at Phoenix	1-0 11
San Bern. CA	Oct. 21 at Phoenix	2-0 10	San Diego SCS	Nov. 24 at Phoenix	4-0 14
Brandeis TOR	Jan. 12 at Phoenix	1-0 11	Northwest TOR	Jan. 13 at Phoenix	1-0 11
Edgewood NFB	Mar. 11 at NY Regs.	1-0 11	San Jose SCS	Feb. 1 at Phoenix	1-0 11
South Calif. WY	Mar. 22 at Phoenix	1-0 11	Troy State TOR	Mar. 17 at Phoenix	1-0 10
1968-69 (8)					
Bone River Pk.	Oct. 11 at Phoenix	1-0 10	Northwest TOR	Mar. 11 at Phoenix	1-0 11
Long Beach St.	Nov. 14 at Phoenix	2-0 17	San Diego SCS	Mar. 27 at Phoenix	1-0 11
San Jose SCS	Jan. 14 at Phoenix	4-0 13	1977-78 (2)		
Brandeis TOR	Jan. 14 at Phoenix	4-0 14	Bone River Pk.	Oct. 22 at Phoenix	1-0 11
Brandeis TOR	Jan. 14 at Phoenix	4-0 14	San Bern. CA	Jan. 15 at Phoenix	1-0 10
West Va. WY	Feb. 19 at Phoenix	4-0 15	1978-79 (4)		
West Va. WY	Feb. 19 at Phoenix	4-0 15	San Bern. CA	Nov. 1 at Phoenix	1-0 10
San Bern. CA	Feb. 19 at Phoenix	4-0 15	West Va. WY	Feb. 22 at Phoenix	1-0 11
San Bern. CA	Feb. 19 at Phoenix	4-0 15	West Va. WY	Mar. 2 at Phoenix	1-0 10
San Bern. CA	Mar. 2 at Phoenix	4-0 15	1979-80 (6)		
1969-70 (14)					
San Bern. CA	Oct. 14 at Phoenix	1-0 11	Troy State TOR	Dec. 15 at Phoenix	1-0 11
San Jose SCS	Oct. 21 at Phoenix	4-0 13	San Bern. CA	Dec. 22 at Phoenix	1-0 11
San Bern. CA	Nov. 14 at Phoenix	4-0 15	San Bern. CA	Dec. 22 at Phoenix	1-0 11
San Bern. CA	Nov. 14 at Phoenix	4-0 15	West Va. WY	Feb. 21 at Phoenix	1-0 11
Bone River Pk.	Dec. 11 at Phoenix	4-0 14	San Bern. CA	Mar. 1 at Phoenix	1-0 11
San Bern. CA	Dec. 11 at Phoenix	4-0 14	San Bern. CA	Mar. 26 at Phoenix	1-0 11
San Bern. CA	Dec. 11 at Phoenix	4-0 14	1980-81 (1)		
Brandeis TOR	Jan. 11 at Phoenix	4-0 14	San Bern. CA	Jan. 27 at Phoenix	1-0 11
San Bern. CA	Jan. 11 at Phoenix	4-0 14	1981-82 (1)		
San Bern. CA	Jan. 11 at Phoenix	4-0 14	San Bern. CA	Jan. 15 at Phoenix	4-0 14
San Bern. CA	Feb. 14 at Phoenix	1-0 11	1982-83 (3)		
San Bern. CA	Feb. 14 at Phoenix	1-0 11	San Bern. CA	Oct. 11 at Phoenix	1-0 11
San Bern. CA	Mar. 15 at Phoenix	1-0 11	San Bern. CA	Oct. 11 at Phoenix	1-0 11
1970-71 (7)					
San Bern. CA	Oct. 11 at Phoenix	1-0 11	San Bern. CA	Oct. 11 at Phoenix	1-0 11
San Bern. CA	Nov. 19 at Phoenix	1-0 11	San Bern. CA	Oct. 11 at Phoenix	1-0 11
San Bern. CA	Nov. 19 at Phoenix	1-0 11	San Bern. CA	Oct. 11 at Phoenix	1-0 11
San Bern. CA	Nov. 19 at Phoenix	1-0 11	San Bern. CA	Oct. 11 at Phoenix	1-0 11
San Bern. CA	Nov. 19 at Phoenix	1-0 11	San Bern. CA	Oct. 11 at Phoenix	1-0 11
San Bern. CA	Nov. 19 at Phoenix	1-0 11	San Bern. CA	Oct. 11 at Phoenix	1-0 11
1971-72 (6)					
San Bern. CA	Oct. 11 at Phoenix	1-0 11	San Bern. CA	Oct. 11 at Phoenix	1-0 11
San Bern. CA	Oct. 11 at Phoenix	1-0 11	San Bern. CA	Oct. 11 at Phoenix	1-0 11
San Bern. CA	Oct. 11 at Phoenix	1-0 11	San Bern. CA	Oct. 11 at Phoenix	1-0 11
San Bern. CA	Oct. 11 at Phoenix	1-0 11	San Bern. CA	Oct. 11 at Phoenix	1-0 11
San Bern. CA	Oct. 11 at Phoenix	1-0 11	San Bern. CA	Oct. 11 at Phoenix	1-0 11
1972-73 (3)					
San Bern. CA	Nov. 11 at Phoenix	1-0 11	San Bern. CA	Nov. 11 at Phoenix	1-0 11
San Bern. CA	Nov. 11 at Phoenix	1-0 11	San Bern. CA	Nov. 11 at Phoenix	1-0 11
San Bern. CA	Nov. 11 at Phoenix	1-0 11	San Bern. CA	Nov. 11 at Phoenix	1-0 11
1973-74 (7)					
Bone River Pk.	Oct. 9 at Phoenix	1-0 11	Bone River Pk.	Oct. 9 at Phoenix	1-0 11
San Bern. CA	Nov. 1 at Phoenix	1-0 11	San Bern. CA	Nov. 1 at Phoenix	1-0 11
Bone River Pk.	Nov. 4 at Phoenix	1-0 11	San Bern. CA	Nov. 4 at Phoenix	1-0 11
Bone River Pk.	Nov. 4 at Phoenix	1-0 11	San Bern. CA	Nov. 4 at Phoenix	1-0 11
Long Beach St.	Nov. 18 at Phoenix	1-0 11	San Bern. CA	Nov. 18 at Phoenix	1-0 11
Bone River Pk.	Jan. 16 at Phoenix	1-0 11	San Bern. CA	Jan. 16 at Phoenix	1-0 11
Regis TOR	Jan. 16 at Phoenix	1-0 11	San Bern. CA	Jan. 16 at Phoenix	1-0 11
1974-75 (6)					
San Bern. CA	Oct. 26 at Phoenix	1-0 11	San Bern. CA	Oct. 26 at Phoenix	1-0 11
San Bern. CA	Nov. 11 at Phoenix	1-0 11	San Bern. CA	Nov. 11 at Phoenix	1-0 11
San Bern. CA	Nov. 11 at Phoenix	1-0 11	San Bern. CA	Nov. 11 at Phoenix	1-0 11
Bone River Pk.	Mar. 10 at Phoenix	1-0 11	Bone River Pk.	Mar. 10 at Phoenix	1-0 11
San Bern. CA	Mar. 27 at Phoenix	1-0 11	San Bern. CA	Mar. 27 at Phoenix	1-0 11
San Bern. CA	Apr. 1 at Phoenix	1-0 11	San Bern. CA	Apr. 1 at Phoenix	1-0 11
1975-76 (2)					
San Bern. CA	Oct. 11 at Phoenix	1-0 11	San Bern. CA	Oct. 11 at Phoenix	1-0 11
San Bern. CA	Jan. 11 at Phoenix	1-0 11	San Bern. CA	Jan. 11 at Phoenix	1-0 11
1976-77 (1)					
San Bern. CA	Oct. 11 at Phoenix	1-0 11	San Bern. CA	Oct. 11 at Phoenix	1-0 11
1977-78 (2)					
San Bern. CA	Oct. 11 at Phoenix	1-0 11	San Bern. CA	Oct. 11 at Phoenix	1-0 11
San Bern. CA	Oct. 11 at Phoenix	1-0 11	San Bern. CA	Oct. 11 at Phoenix	1-0 11
1978-79 (4)					
San Bern. CA	Oct. 11 at Phoenix	1-0 11	San Bern. CA	Oct. 11 at Phoenix	1-0 11
San Bern. CA	Oct. 11 at Phoenix	1-0 11	San Bern. CA	Oct. 11 at Phoenix	1-0 11
San Bern. CA	Oct. 11 at Phoenix	1-0 11	San Bern. CA	Oct. 11 at Phoenix	1-0 11
San Bern. CA	Oct. 11 at Phoenix	1-0 11	San Bern. CA	Oct. 11 at Phoenix	1-0 11
1979-80 (6)					
San Bern. CA	Oct. 11 at Phoenix	1-0 11	San Bern. CA	Oct. 11 at Phoenix	1-0 11
San Bern. CA	Oct. 11 at Phoenix	1-0 11	San Bern. CA	Oct. 11 at Phoenix	1-0 11
San Bern. CA	Oct. 11 at Phoenix	1-0 11	San Bern. CA	Oct. 11 at Phoenix	1-0 11
San Bern. CA	Oct. 11 at Phoenix	1-0 11	San Bern. CA	Oct. 11 at Phoenix	1-0 11
San Bern. CA	Oct. 11 at Phoenix	1-0 11	San Bern. CA	Oct. 11 at Phoenix	1-0 11
1980-81 (1)					
San Bern. CA	Oct. 11 at Phoenix	1-0 11	San Bern. CA	Oct. 11 at Phoenix	1-0 11
1981-82 (1)					
San Bern. CA	Oct. 11 at Phoenix	1-0 11	San Bern. CA	Oct. 11 at Phoenix	1-0 11
1982-83 (3)					
San Bern. CA	Oct. 11 at Phoenix	1-0 11	San Bern. CA	Oct. 11 at Phoenix	1-0 11
San Bern. CA	Oct. 11 at Phoenix	1-0 11	San Bern. CA	Oct. 11 at Phoenix	1-0 11
San Bern. CA	Oct. 11 at Phoenix	1-0 11	San Bern. CA	Oct. 11 at Phoenix	1-0 11
1983-84 (4)					
San Bern. CA	Oct. 11 at Phoenix	1-0 11	San Bern. CA	Oct. 11 at Phoenix	1-0 11
San Bern. CA	Oct. 11 at Phoenix	1-0 11	San Bern. CA	Oct. 11 at Phoenix	1-0 11
San Bern. CA	Oct. 11 at Phoenix	1-0 11	San Bern. CA	Oct. 11 at Phoenix	1-0 11
San Bern. CA	Oct. 11 at Phoenix	1-0 11	San Bern. CA	Oct. 11 at Phoenix	1-0 11
1984-85 (2)					
San Bern. CA	Oct. 11 at Phoenix	1-0 11	San Bern. CA	Oct. 11 at Phoenix	1-0 11
San Bern. CA	Oct. 11 at Phoenix	1-0 11	San Bern. CA	Oct. 11 at Phoenix	1-0 11
1985-86 (1)					
San Bern. CA	Oct. 11 at Phoenix	1-0 11	San Bern. CA	Oct. 11 at Phoenix	1-0 11
1986-87 (2)					
San Bern. CA	Oct. 11 at Phoenix	1-0 11	San Bern. CA	Oct. 11 at Phoenix	1-0 11
San Bern. CA	Oct. 11 at Phoenix	1-0 11	San Bern. CA	Oct. 11 at Phoenix	1-0 11
1987-88 (3)					
San Bern. CA	Oct. 11 at Phoenix	1-0 11	San Bern. CA	Oct. 11 at Phoenix	1-0 11
San Bern. CA	Oct. 11 at Phoenix	1-0 11	San Bern. CA	Oct. 11 at Phoenix	1-0 11
San Bern. CA	Oct. 11 at Phoenix	1-0 11	San Bern. CA	Oct. 11 at Phoenix	1-0 11
1988-89 (1)					
San Bern. CA	Oct. 11 at Phoenix	1-0 11	San Bern. CA	Oct. 11 at Phoenix	1-0 11
1989-90 (0)					
1990-91 (0)					
1991-92 (3)					
San Bern. CA	Oct. 11 at Phoenix	1-0 11	San Bern. CA	Oct. 11 at Phoenix	1-0 11
San Bern. CA	Oct. 11 at Phoenix	1-0 11	San Bern. CA	Oct. 11 at Phoenix	1-0 11
San Bern. CA	Oct. 11 at Phoenix	1-0 11	San Bern. CA	Oct. 11 at Phoenix	1-0 11
1992-93 (2)					
San Bern. CA	Oct. 11 at Phoenix	1-0 11	San Bern. CA	Oct. 11 at Phoenix	1-0 11
San Bern. CA	Oct. 11 at Phoenix	1-0 11	San Bern. CA	Oct. 11 at Phoenix	1-0 11
1993-94 (3)					
San Bern. CA	Oct. 11 at Phoenix	1-0 11	San Bern. CA	Oct. 11 at Phoenix	1-0 11
San Bern. CA	Oct. 11 at Phoenix	1-0 11	San Bern. CA	Oct. 11 at Phoenix	1-0 11
San Bern. CA	Oct. 11 at Phoenix	1-0 11	San Bern. CA	Oct. 11 at Phoenix	1-0 11
1994-95 (1)					
San Bern. CA	Oct. 11 at Phoenix	1-0 11	San Bern. CA	Oct. 11 at Phoenix	1-0 11
1995-96 (2)					
San Bern. CA	Oct. 11 at Phoenix	1-0 11	San Bern. CA	Oct. 11 at Phoenix	1-0 11
San Bern. CA	Oct. 11 at Phoenix	1-0 11	San Bern. CA	Oct. 11 at Phoenix	1-0 11
1996-97 (2)					
San Bern. CA	Oct. 11 at Phoenix	1-0 11	San Bern. CA	Oct. 11 at Phoenix	1-0 11
San Bern. CA	Oct. 11 at Phoenix	1-0 11	San Bern. CA	Oct. 11 at Phoenix	1-0 11
TOTAL - 103 HOME - 34 ROAD - 69					
MOST SHUTOUTS AGAINST - Bone River Pk. 11					

THE PLAYOFFS



PENGUINS STANLEY CUP PLAYOFF RESULTS, 1968-1996

1968 - Did Not Qualify For Playoffs

1969 - Did Not Qualify For Playoffs

1970 Quarterfinals(Pittsburgh 4-0)

Apr 8	Oakland	1st Pittsburgh	2	W
Apr 9	Oakland	1st Pittsburgh	3	W
Apr 11	Pittsburgh	5th Oakland	2	W
Apr 12	Pittsburgh	3rd Oakland	2	(OT)W

Semifinals(St.Louis 4-2)

Apr 19	Pittsburgh	1st St.Louis	3	-
Apr 21	Pittsburgh	1st St.Louis	4	-
Apr 23	St.Louis	2nd Pittsburgh	3	W
Apr 25	St.Louis	1st Pittsburgh	2	W
Apr 28	Pittsburgh	6th St.Louis	1	-
Apr 30	St.Louis	4th Pittsburgh	3	L

1971 - Did Not Qualify For Playoffs

1972 Quarterfinals(Chicago 4-0)

Apr 5	Pittsburgh	1st Chicago	3	L
Apr 6	Pittsburgh	2nd Chicago	3	L
Apr 9	Chicago	2nd Pittsburgh	3	L
Apr 9	Chicago	6th Pittsburgh	5	(OT)L

1973 - Did Not Qualify For Playoffs

1974 - Did Not Qualify For Playoffs

1975 Preliminary Round(Pittsburgh 2-0)

Apr 8	St.Louis	2nd Pittsburgh	4	W
Apr 10	Pittsburgh	5th St.Louis	3	W

Quarterfinals(NY Islanders 4-3)

Apr 13	NY Islanders	4th Pittsburgh	5	W
Apr 15	NY Islanders	1st Pittsburgh	3	W
Apr 17	Pittsburgh	6th NY Islanders	4	W
Apr 20	Pittsburgh	1st NY Islanders	3	L
Apr 22	NY Islanders	4th Pittsburgh	2	L
Apr 24	Pittsburgh	1st NY Islanders	4	L
Apr 26	NY Islanders	1st Pittsburgh	0	L

1976 Preliminary Round(Toronto 2-1)

Apr 6	Pittsburgh	1st Toronto	4	L
Apr 8	Toronto	0th Pittsburgh	2	W
Apr 9	Pittsburgh	0th Toronto	4	L

1977 Preliminary Round(Los Angeles 2-1)

Apr 5	Toronto	4th Pittsburgh	3	L
Apr 7	Pittsburgh	6th Toronto	4	W
Apr 9	Toronto	5th Pittsburgh	2	L

1978 - Did Not Qualify For Playoffs

1979 Preliminary Round(Pittsburgh 2-1)

Apr 10	Pittsburgh	4th Buffalo	3	W
Apr 12	Buffalo	3rd Pittsburgh	1	L
Apr 14	Pittsburgh	4th Buffalo	3	(OT)W

Quarterfinals(Boston 4-1)

Apr 15	Pittsburgh	2nd Boston	6	L
Apr 18	Pittsburgh	3rd Boston	4	L
Apr 21	Boston	2nd Pittsburgh	1	-
Apr 23	Boston	4th Pittsburgh	1	-

1980 Preliminary Round(Boston 3-0)

Apr 8	Pittsburgh	4th Boston	2	W
Apr 10	Pittsburgh	1st Boston	4	-
Apr 12	Boston	1st Pittsburgh	4	W
Apr 13	Boston	8th Pittsburgh	2	L
Apr 14	Pittsburgh	2nd Boston	5	L

1981 Preliminary Round(St.Louis 3-0)

Apr 4	Pittsburgh	2nd St.Louis	4	L
Apr 6	Pittsburgh	6th St.Louis	1	W
Apr 11	St.Louis	5th Pittsburgh	4	L
Apr 12	St.Louis	3rd Pittsburgh	5	W
Apr 14	Pittsburgh	4th St.Louis	4	(OT)L

1982 Preliminary Round(NY Islanders 3-0)

Apr 7	Pittsburgh	1st NY Islanders	6	L
Apr 9	Pittsburgh	2nd NY Islanders	7	L
Apr 10	NY Islanders	1st Pittsburgh	2	(OT)W
Apr 11	NY Islanders	2nd Pittsburgh	5	W
Apr 13	Pittsburgh	3rd NY Islanders	4	(OT)L

1983 - Did Not Qualify For Playoffs

1984 - Did Not Qualify For Playoffs

1985 - Did Not Qualify For Playoffs

1986 - Did Not Qualify For Playoffs

1987 - Did Not Qualify For Playoffs

1988 - Did Not Qualify For Playoffs

1989 Division Semifinals(Pittsburgh 4-0)

Apr 5	NY Rangers	1st Pittsburgh	4	W
Apr 6	NY Rangers	4th Pittsburgh	2	W
Apr 8	Pittsburgh	5th NY Rangers	3	W
Apr 9	Pittsburgh	4th NY Rangers	3	W

Quarterfinals(Washington 4-3)

Apr 17	Pittsburgh	5th Washington	4	W
Apr 19	Pittsburgh	4th Washington	3	L
Apr 21	Pittsburgh	4th Washington	3	(OT)W
Apr 23	Pittsburgh	1st Washington	4	L
Apr 25	Pittsburgh	7th Washington	10	W
Apr 27	Pittsburgh	2nd Washington	6	L
Apr 29	Pittsburgh	14th Washington	1	L

PENGUINS STANLEY CUP PLAYOFF RESULTS, 1988-1996

1990 - Did Not Qualify For Playoffs

1991 - **WON STANLEY CUP**

Division Semifinals (Pittsburgh 4-3)

Apr. 3	New Jersey	3	at Pittsburgh	1	L
Apr. 5	New Jersey	4	at Pittsburgh	5	(OT)W
Apr. 7	Pittsburgh	4	at New Jersey	3	W
Apr. 9	Pittsburgh	1	at New Jersey	4	L
Apr. 11	New Jersey	4	at Pittsburgh	2	L
Apr. 12	Pittsburgh	4	at New Jersey	3	W
Apr. 15	New Jersey	0	at Pittsburgh	4	W

Division Finals (Pittsburgh 4-1)

Apr. 17	Washington	4	at Pittsburgh	2	L
Apr. 19	Washington	5	at Pittsburgh	7	(OT)W
Apr. 21	Pittsburgh	3	at Washington	1	W
Apr. 23	Pittsburgh	3	at Washington	1	W
Apr. 25	Washington	1	at Pittsburgh	4	W

Conference Quarterfinals (Pittsburgh 4-2)

May 1	Pittsburgh	3	at Boston	6	L
May 3	Pittsburgh	4	at Boston	5	(OT)L
May 5	Boston	1	at Pittsburgh	4	W
May 7	Boston	1	at Pittsburgh	4	W
May 9	Pittsburgh	7	at Boston	2	W
May 11	Boston	3	at Pittsburgh	5	W

Stanley Cup Finals (Pittsburgh 4-2)

May 16	Minnesota	5	at Pittsburgh	4	L
May 17	Minnesota	1	at Pittsburgh	4	W
May 19	Pittsburgh	1	at Minnesota	3	L
May 21	Pittsburgh	5	at Minnesota	3	W
May 23	Minnesota	4	at Pittsburgh	0	W
May 25	Pittsburgh	8	at Minnesota	0	W

1992 - **WON STANLEY CUP**

Division Semifinals (Pittsburgh 4-3)

Apr. 19	Pittsburgh	1	at Washington	5	L
Apr. 21	Pittsburgh	3	at Washington	6	L
Apr. 23	Washington	4	at Pittsburgh	6	W
Apr. 25	Washington	7	at Pittsburgh	2	L
Apr. 27	Pittsburgh	5	at Washington	2	W
Apr. 29	Washington	4	at Pittsburgh	6	W
May 1	Pittsburgh	3	at Washington	1	W

Division Finals (Pittsburgh 4-2)

May 3	Pittsburgh	4	at NY Rangers	2	W
May 5	Pittsburgh	2	at NY Rangers	4	L
May 7	NY Rangers	4	at Pittsburgh	5	(OT)L
May 9	NY Rangers	4	at Pittsburgh	5	(OT)W
May 11	Pittsburgh	4	at NY Rangers	2	W
May 13	NY Rangers	1	at Pittsburgh	5	W

Conference Finals (Pittsburgh 4-0)

May 17	Boston	3	at Pittsburgh	4	(OT)W
May 19	Boston	2	at Pittsburgh	5	W
May 21	Pittsburgh	5	at Boston	1	W
May 23	Pittsburgh	5	at Boston	1	W

Stanley Cup Finals (Pittsburgh 4-0)

May 26	Chicago	4	at Pittsburgh	5	W
May 28	Chicago	1	at Pittsburgh	3	W
May 30	Pittsburgh	1	at Chicago	2	W
June 1	Pittsburgh	6	at Chicago	5	W

1993 - Division Semifinals (Pittsburgh 4-1)

Apr. 18	New Jersey	3	at Pittsburgh	6	W
Apr. 20	New Jersey	0	at Pittsburgh	7	W
Apr. 22	Pittsburgh	4	at New Jersey	3	W
Apr. 25	Pittsburgh	1	at New Jersey	4	L
Apr. 26	New Jersey	3	at Pittsburgh	5	W

Division Finals (NY Islanders 4-3)

May 2	NY Islanders	3	at Pittsburgh	2	L
May 4	NY Islanders	0	at Pittsburgh	3	W
May 6	Pittsburgh	3	at NY Islanders	1	W
May 8	Pittsburgh	5	at NY Islanders	4	L
May 10	NY Islanders	3	at Pittsburgh	6	W
May 12	Pittsburgh	5	at NY Islanders	7	L
May 14	NY Islanders	4	at Pittsburgh	3	(OT)L

1994 - Conference Quarterfinals (Pittsburgh 4-2)

Apr. 17	Washington	3	at Pittsburgh	3	L
Apr. 19	Washington	1	at Pittsburgh	2	W
Apr. 21	Pittsburgh	0	at Washington	2	L
Apr. 23	Pittsburgh	1	at Washington	4	L
Apr. 25	Washington	7	at Pittsburgh	3	W
Apr. 27	Pittsburgh	3	at Washington	6	L

1995 - Conference Quarterfinals (Pittsburgh 4-2)

May 6	Washington	5	at Pittsburgh	4	L
May 8	Washington	2	at Pittsburgh	5	W
May 10	Pittsburgh	2	at Washington	0	L
May 12	Pittsburgh	2	at Washington	6	L
May 14	Washington	5	at Pittsburgh	6	(OT)W
May 16	Pittsburgh	7	at Washington	1	W
May 18	Washington	0	at Pittsburgh	5	W

1995 - Conference Semifinals (Pittsburgh 4-1)

May 20	New Jersey	2	at Pittsburgh	3	W
May 22	New Jersey	4	at Pittsburgh	2	L
May 24	Pittsburgh	1	at New Jersey	5	L
May 26	Pittsburgh	1	at New Jersey	2	(OT)L
May 28	New Jersey	4	at Pittsburgh	1	L

1996 - Conference Quarterfinals (Pittsburgh 4-2)

Apr. 17	Washington	6	at Pittsburgh	4	L
Apr. 19	Washington	2	at Pittsburgh	3	L
Apr. 22	Pittsburgh	4	at Washington	1	W
Apr. 24	Pittsburgh	3	at Washington	2	(OT)W
Apr. 26	Washington	1	at Pittsburgh	4	W
Apr. 28	Pittsburgh	3	at Washington	2	W

Conference Semifinals (Pittsburgh 4-1)

May 3	NY Rangers	3	at Pittsburgh	1	W
May 5	NY Rangers	0	at Pittsburgh	3	L
May 7	Pittsburgh	3	at NY Rangers	2	W
May 9	Pittsburgh	4	at NY Rangers	1	W
May 11	NY Rangers	3	at Pittsburgh	7	W

Conference Finals (Pittsburgh 4-0)

May 13	Florida	5	at Pittsburgh	1	L
May 16	Florida	2	at Pittsburgh	3	W
May 18	Pittsburgh	2	at Florida	5	L
May 20	Pittsburgh	2	at Florida	1	L
May 22	Florida	0	at Pittsburgh	3	W
May 25	Pittsburgh	3	at Florida	4	L
June 1	Florida	3	at Pittsburgh	1	L

PENGUINS CAREER PLAYOFF SCORING, 1968-96

	PLAYER	GP	G	A	PTS	PIM		PLAYER	GP	G	A	PTS	PIM
1	MARIO LEMIEUX	25	9	22	18	23	41	Steve Eastrey	12	0	6	0	4
2	Kevin Sullivan	26	4	17	10	10	42	Chris Johnston	7	4	1	2	7
3	RON FRANCIS	36	10	31	31	53	53	Earl Duke	12	1	2	2	0
4	JAROMIR JAGR	23	12	18	30	25	43	Kevin Miller	18	1	2	2	8
5	Lucy D'Amico	24	15	27	32	23	51	Paul Cassidy	17	2	0	2	12
6	Ray Tackett	22	15	22	32	59	54	Norm Maclean	12	1	4	1	8
7	Mark Rossie	25	10	25	34	37	57	Steve Tagher	12	1	4	0	14
8	JOE MULLEN	51	16	15	31	22	58	Earl Pace	27	1	4	1	8
9	Paul Coffey	22	4	22	26	37	65	Cliff Edwards	42	1	4	0	26
10	Joe Blazek	18	13	12	26	107	70	Dave Barker	8	0	0	0	3
11	Greg Gagne	18	8	14	22	72	71	Jack Kehring	11	0	4	4	44
12	Ray Kehring	37	4	17	21	3	75	Pat Bouchette	7	0	1	4	8
13	PETR NECED	16	10	10	20	16	79	Sam MacLellan	14	0	1	4	20
14	John Pomeroy	24	9	9	18	12	74	Marin Stovick	17	0	1	4	4
15	Shawn McManus	46	6	11	12	24	74	Marv Fallick	10	0	0	4	8
16	Jim Sweeney	56	4	12	16	103	76	Clarence Barr	10	0	0	4	8
17	Samuel Gagnon	17	1	14	16	26	77	Paul Buchanan	20	1	0	4	16
18	Harold Bromberg	22	4	11	18	15	78	FRANCOIS LEROUX	30	1	0	4	34
19	Bob Stewart	22	8	6	14	26	78	Keith McCreary	11	0	4	4	6
20	Robert Taylor	48	7	7	14	57	80	Rob Jones	4	0	0	0	0
21	Bobby Clarke	22	6	8	12	47	81	Art Eastman	6	0	0	0	0
22	Bob Stewart	26	2	10	14	25	82	Archie St. Laurent	4	0	1	0	0
23	Bob Emery	49	9	4	18	57	83	Bob Clouston	10	0	1	0	0
24	Bob Stewart	39	5	8	13	36	84	Eric Murray	15	0	1	0	10
25	TOMAS SANDSTROM	16	7	5	12	10	85	CHRIS JOSEPH	20	0	1	0	20
26	Pat Sheehan	44	2	16	12	66	86	Wally Boyer	10	1	0	0	0
27	Joe Rolfe	12	7	4	11	26	87	Eric McCaffrey	10	1	0	0	10
28	Clayton Strong	17	4	1	11	2	88	Bob Woytowich	10	1	0	0	0
29	John Gorman	21	0	8	11	26	89	JOE OZIEDZIC	16	1	0	0	14
30	Jack Gaultier	22	2	8	11	12	90	George Halloran	5	0	0	0	6
31	Peter Lamont	15	0	9	11	2	91	Jim Morrison	6	0	0	0	10
32	Edward McDevitt	15	6	4	12	8	92	Eric Armstrong	10	0	0	0	26
33	J.J. DAIGNEAULT	17	1	9	10	25	93	Ernie Lambert	14	0	0	0	43
34	DAN QUINN	11	6	0	10	9	94	Mike Sweeney	14	0	0	0	4
35	Bob Kelly	18	6	3	9	23	95	Stan Colburn	2	1	1	0	0
36	BRYAN SMOLINSKI	16	4	4	9	10	95	Kyle Green	0	1	1	0	0
37	DAVE ROCHE	16	0	1	9	11	97	Felix Moush	0	1	1	0	0
38	Carl Campbell	19	0	1	9	13	98	Kevan McClelland	0	1	1	0	0
39	Zakary Anderson	11	1	0	2	10	99	Paul Stewart	0	1	1	0	0
40	Mark Brown	10	0	0	0	12	100	Dave Michalski	1	1	1	0	0
41	Bob Stewart	11	0	0	0	22	101	Liz Price	10	1	1	0	40
42	Mike Barlow	11	0	0	0	4	102	BRAD LAUER	12	1	1	0	4
43	Neil Apper	11	1	0	0	2	103	George Leming	36	1	1	0	36
44	Frank Gagnon	11	0	0	0	20	104	Darryl Eastman	4	0	2	0	0
45	Kevin Miller	16	0	0	0	22	105	Greg Ross	4	0	2	0	0
46	GLEN MURRAY	10	2	0	0	10	106	John Salter	10	0	2	0	10
47	Robert Taylor	20	1	0	0	24	107	Cliff Johnson	11	0	2	0	0
48	Peter Lee	14	0	0	0	4	108	Vic Foxleyne	10	0	2	0	0
49	Ken Schmidt	12	0	1	1	4	109	Len Bantz	1	1	0	1	0
50	Wally Boyer	10	0	2	1	11	110	Edie Lattanzio	0	1	0	1	0
51	Wally Boyer	10	1	4	1	0	111	Frank Zehrt	10	1	0	1	14
52	Paul Gardner	10	2	0	1	10	112	Edie Mahowald	2	0	1	0	0
53	Dean Sheehan	12	2	0	2	8	113	Earl Avery	3	0	1	0	0
54	Bob Young	12	1	0	2	2	114	Wesley Bannister	3	0	1	0	0
55	CHRIS TAMER	21	0	1	1	41	115	Joseph Godeffo	3	0	1	1	1
56	Neil MacLellan	44	0	1	1	12	116	Dave McIlwain	3	0	1	1	0
57	TOM BARRASSO	87	0	1	1	29	117	Ed Van Pelt	3	0	1	1	2
58	Gary McAdam	12	0	0	0	8	118	Tom Hodge	4	0	1	1	2
59	Cliff Armstrong	0	0	4	0	4	119	Al McCreary	4	0	1	1	0
60	Jim Harty	35	0	4	0	12	120	Edie Storer	4	1	1	1	5

PENGUINS CAREER PLAYOFF SCORING, 1968-96

PLAYER	GP	G	A	PTS	PIM	PLAYER	GP	G	A	PTS	PIM
121 Eric Furlong	5	0	1	0	2	151 Corey Foster	3	0	0	0	4
122 Andy Murray	5	0	1	0	1	152 Al Smith	3	0	0	0	0
123 Greg Brown	6	0	1	0	4	153 Glenn Robit	3	0	0	0	0
124 Dave Wilton	6	0	1	0	4	154 Mike Piliak	3	0	0	0	0
125 Mike Charney	7	0	1	0	2	155 STEFAN BERGKVIST	1	0	0	0	2
126 Bob Knudson	7	0	1	0	0	156 Steve Gaudet	4	0	0	0	2
127 Bob McMunnick	8	0	1	0	0	157 Ken Jones	4	0	0	0	0
128 Dennis Cassady	8	0	1	0	0	158 Pat Conway	4	0	0	0	2
129 Dave Hamilton	8	0	1	0	4	159 RICHARD PARK	4	0	0	0	2
130 Pat Baudry	10	0	1	0	42	160 Jim Matthews	4	0	0	0	0
131 Tony Paul	10	0	1	0	0	161 Mike Stajerson	4	0	0	0	0
132 DMITRI MIRONOV	15	0	1	0	0	162 Dale Talen	4	0	0	0	4
133 NEIL WILKINSON	15	0	1	0	14	163 Mitch Dobson	5	0	0	0	0
134 Bruce Hill	17	0	1	0	73	164 R. FITZGERALD	5	0	0	0	4
135 KEN WREGGET	21	0	1	0	7	165 Pat Murphy	5	0	0	0	21
136 Dave Hitchcock	1	0	0	0	0	166 Doug Brown	6	0	0	0	2
137 Larry Dufault	1	0	0	0	0	167 Eric Breen	7	0	0	0	0
138 Steve Dwyer	1	0	0	0	0	168 Rob Blackman	7	0	0	0	4
139 Greg Campbell	1	0	0	0	0	169 Tom McKelvie	8	0	0	0	4
140 Pat Blackburn	1	0	0	0	0	170 IAN MORAN	8	0	0	0	0
141 Steve Gatzert	1	0	0	0	0	171 Gary Irvine	9	0	0	0	0
142 Warren Young	1	0	0	0	0	172 ALEK STOJANOV	9	0	0	0	10
143 Robert Zornes	1	0	0	0	10	173 Ron Buxton	10	0	0	0	23
144 Mike Gumpert	1	0	0	0	0	174 David Herbert	10	0	0	0	5
145 Chris Duffert	2	0	1	0	0	175 Doug Mullen	10	0	0	0	0
146 Bob Simpson	2	0	0	0	0	176 Mike Maclean	11	0	0	0	4
147 Louie Bar	2	0	0	0	0	177 Lew Mearns	13	0	0	0	0
148 Larry Barr	3	0	0	0	2	178 Jay Coughlin	14	0	0	0	20
149 Phyllis Boyd	3	0	0	0	11	179 Hugh Wilson	14	0	0	0	28
150 Ken Chabot	3	0	0	0	52	TOTAL	155	512	862	1374	3244

CAPS - ALL rights reserved by the Penguins

PENGUINS CAREER PLAYOFF GOALTENDING, 1968-96

PLAYER	GP	MP	GF	GA	ENG	SO	SAVES	AVG	W-L
Wesley Young	1	59	1	7	2	2	10	1.54	0-1
Les Binsley	2	408	58	75	2	0	193	2.10	0-2
Gary Inness	5	519	17	24	3	0	271	2.67	0-5
Marv Piloni	3	163	3	8	0	1	85	2.67	1-2
KEN WREGGET	21	1091	67	8	0	1	623	3.68	12-9
TOM BARRASSO	30	1725	79	25	12	5	314	2.97	18-12
Frank Brimacombe	5	298	19	75	1	1	130	3.12	4-1
Chris Hynes	12	607	29	35	3	0	231	3.28	3-9
Jim Dufford	4	249	8	71	0	0	121	3.50	0-4
Greg Mullen	11	615	39	42	1	0	247	3.84	1-10
Michael Barr	5	349	13	17	0	0	131	4.26	0-5
TOTAL	155	9502	512	500	28	8	4597	3.16	85-70

PENGUINS CAREER PLAYOFF LEADERS, 1968-96

GAMES PLAYED	ASSISTS	GAME WINNING GOALS	GOALS AGAINST AVG.
1. JAGR	1. LEMIEUX 82	1. FRANCIS 9	1. Furlong 2.10
2. STAJERSON	2. FRANCIS 61	JAGR 9	2. Francis 2.67
FRANCIS	3. Furlong 52	3. LEMIEUX 8	3. WREGGET 2.68
4. LEMIEUX	4. Murphy 57	Stajerson 5	4. BARRASSO 2.97
5. BARRASSO	5. JAGR 48	PENALTY MINUTES	SHUTOUTS
GOALS	6. Smith 25	1. Stajerson 159	1. BARRASSO 5
1. LEMIEUX 67	POWER PLAY GOALS	2. J. Matthews 125	2. Furlong 1
2. Stajerson 43	1. LEMIEUX 28	3. Maclean 157	3. Murphy 1
3. JAGR 42	2. Stajerson 18	4. Charney 82	WREGGET 1
4. FRANCIS 30	3. JAGR 11	HUGHES 5	GAMES PLAYED
5. MULLEN 16	4. Murphy 10	GOALTENDER WINS	1. BARRASSO 82
6. Furlong 15	SHORT-HANDED GOALS	1. BARRASSO 45	2. WREGGET 21
MURPHY 15	1. LEMIEUX 7	2. WREGGET 12	3. Furlong 10
	2. Stajerson 7	3. Inness 5	4. Barrasso 10
	JAGR 9	5. Murphy 5	

PENGUINS PLAYOFF RECORDS 1968-96

PITTSBURGH PENGUINS STANLEY CUP CHAMPIONSHIP TEAMS

1991

Edward J. DeBartolo, Owner; Mario Dumise DeBartolo York, President; Paul Martha, Vice President; Craig Patrick, General Manager; Scott Bowman, Director of Player Development and Recruitment; Bob Johnson, Head Coach; Rick Kehoe, Rick Paterson, Barry Smith, Assistant Coaches; Gilles Meloche, Greg Malone, Scouts; Skip Thayer, Trainer; Steve Lahn, Equipment Manager; John Wildday, Strength and Conditioning Coach; Mario Lemieux, Captain; Paul Coffey, Randy Ilklier, Bob Errey, Alternate Captains; Tom Barrasso, Phil Bourque, Jay Caulfield, Ron Francis, Randy Ghebo, Jim Hudna, Jeromin Jaeger, Grant Jennings, Troy Loney, Joe Mullen, Larry Murphy, Jim Paek, Frank P. Stronigolo, Barry Pederson, Mark Recchi, Gord Roberts, J.J. Samuelsson, Paul Stanton, Kevin Stevens, Peter Tagliaretti, Bryan Trotter, Scott Young, Wendell Young

1992

Howard Baldwin, Morris Belzberg, Thomas Bala, Owners; Donn Patton, Executive VP-CFO; Paul Martha, Executive VP-General Counsel; Craig Patrick, Executive VP-General Manager; Bob Johnson, Head Coach; Scott Bowman, Director of Player Development & Internm Coach; Barry Smith, Rick Kehoe, Pierre McGuire, Gilles Meloche, Rick Paterson, Assistant Coaches; Steve Lahn, Equipment Manager; Skip Thayer, Trainer; John Wildday, Strength and Conditioning Coach; Greg Malone, Les Binkley, Charles Hodges, John Gill, Ralph Cox, Scouts; Mario Lemieux (Captain); Ron Francis, Bryan Trotter, Kevin Stevens, Bob Errey, Alternate Captains; Phil Bourque, Troy Loney, Rick Tocchet, Joe Mullen, Jeromin Jaeger, Jim Hudna, Shawn McEachern, J.J. Samuelsson, Kelli Samuelsson, Larry Murphy, Gord Roberts, Jim Paek, Paul Stanton, Tom Barrasso, Ken Wreggett, Jay Caulfield, Jamie Leach, Wendell Young, Grant Jennings, Peter Tagliaretti, Joe Cadarone, Dave Michayluk, Mike Needham, Jeff Chynoweth, Ken Priestley, Jeff Daniels

PENGUIN PLAYOFF RECORD VS. EACH TEAM

OPPONENT	SERIES	W	L	GP	W	L	GF	GA	LAST SERIES
Washington	5	4	1	31	18	13	106	103	1996 CF-Won 4-2
Boston	4	2	2	19	10	9	67	62	1992 SF-Won 4-0
St. Louis	3	1	2	13	6	7	40	45	1981 PH-Lost 3-2
NY Rangers	3	3	0	15	12	3	64	45	1996 CSF-Won 4-1
New Jersey	4	2	1	17	9	8	52	51	1995 CSF-Lost 4-1
NY Islanders	3	0	3	19	8	11	58	67	1993 DSF-Lost 4-3
Chicago	2	1	1	8	4	4	23	23	1992 F-Won 4-0
Toronto	2	0	2	6	2	4	13	21	1977 PR-Lost 2-1
Buffalo	1	1	0	3	2	1	9	9	1979 PH-Won 2-1
Minnesota	1	1	0	0	4	2	28	16	1991 F-Won 4-2
Oakland	1	1	0	4	4	0	13	6	1970 OF-Won 4-0
Philadelphia	1	0	1	7	3	4	24	31	1980 CF-Lost 4-3
Florida	1	0	1	7	3	4	15	20	1996 CF-Lost 4-3
TOTAL	30	16	14	155	85	70	512	498	

COACHES PLAYOFF RECORDS

COACHES	SERIES	W-L	GAMES	W-L
Scott Bowman	6	5-1	23	23-10
Ed Johnston	6	3-3	46	22-24
Bob Johnson	4	4-0	24	16-8
Gene Littler	2	1-1	11	7-4
Red Kelly	3	1-2	14	1-8
Mac Millan	2	1-1	9	5-4
Johnnie Wilson	5	1-2	19	4-2
Ken Schinkel	2	0-2	6	2-1
TOTAL	30	16-14	155	85-70

PENGUINS PLAYOFF RECORDS

PLAYOFF RECORDS - ALL-TIME

Years in the Playoffs	16
Most Consecutive Years in the Playoffs	6 (1991 to 1996)
Most Consecutive Wins	14 (May 9, 1992 to April 22, 1993)*
Most Consecutive Home Wins	9 (May 9, 1992 to April 26, 1993)
Most Consecutive Road Wins	6 (May 11, 1992 to Apr 12, 1993)

	Series Played	W-L
Record in Stanley Cup Finals	2	2-0
Record in Semi-Finals/Conference Finals	4	2-2
Record in Quarter-Finals/Division Finals	10	4-6
Record in Preliminary Round/Division Semi-Finals/Conference Quarter-Finals	14	8-6
Record in 2-Game Series	1	1-0
Record in 3-Game Series	3	1-2
Record in 4-Game Series	6	4-2
Record in 5-Game Series	7	3-4
Record in 6-Game Series	6	4-2
Record in 7-Game Series	7	3-4

PLAYOFF RECORDS - SERIES

MOST GOALS, BOTH TEAMS:

2-Game Series	15 (1976; PGH 8, STL 7)
3-Game Series	23 (1977 TOR 11, PGH 10)
4-Game Series	30 (1989; PGH 19, NYR 11)
5-Game Series	41 (1981; PGH 21, STL 20)
6-Game Series	40 (1981; PGH 22, BOS 18)
7-Game Series	25 (1989; PGH 21, PGH 24)
	25 (1995; PGH 29, WAS 26)

MOST GOALS, PITTSBURGH:

2-Game Series	9 (1976 vs St. Louis)
3-Game Series	10 (1977 vs Toronto)
4-Game Series	19 (1989 vs NY Rangers)
	19 (1970 vs Boston)
5-Game Series	24 (1981 vs New Jersey)
6-Game Series	23 (1981 vs Minnesota)
7-Game Series	20 (1976 vs Washington)

MOST GOALS, OPPONENT:

2-Game Series	6 (1976 by St. Louis)
3-Game Series	13 (1977 by Toronto)
4-Game Series	18 (1979 by Boston)
5-Game Series	22 (1989 by NY Islanders)
6-Game Series	30 (1984 by Washington)
7-Game Series	31 (1989 by Philadelphia)

FEWEST GOALS, BOTH TEAMS:

2-Game Series	12 (1975 PGH 9, STL 6)
3-Game Series	11 (1976 TOR 8, PGH 3)
4-Game Series	19 (1970 PGH 12, BAK 7)
5-Game Series	23 (1985 NJD 12, PGH 11)
6-Game Series	29 (1970 STL 19, PHL 10)
7-Game Series	35 (1980 LA 20, PHL 15)

FEWEST GOALS, PITTSBURGH:

2-Game Series	9 (1976 vs St. Louis)
3-Game Series	7 (1976 vs Toronto)
4-Game Series	7 (1973 vs Boston)
5-Game Series	8 (1978 vs New Jersey)
6-Game Series	10 (1970 vs St. Louis)
7-Game Series	15 (1980 vs Florida)

KFY = NHL Playoff Record
 * Best NHL Playoff Record

FEWEST GOALS, OPPONENT:

2-Game Series	6 (1976 by St. Louis)
3-Game Series	4 (1976 by Toronto)
4-Game Series	8 (1970 by Oakland)
5-Game Series	13 (1971 by Washington)
	14 (1980 by New Jersey)
6-Game Series	10 (1941 by Minnesota)
7-Game Series	20 (1976 by Florida)

MOST POWER PLAY GOALS:

Phi	11 (1989 vs Washington)
Opponent	8 (1989 by Philadelphia)
Both Teams	19 (1989 PGH 10, PHI 9)

MOST POWER PLAY CHANGES:

Phi	42 (1999 vs Philadelphia)
	42 (1989 vs Washington)
Opponent	44 (1989 by Washington)
Both Teams	65 (1975 WAS 44, PGH 42)

MOST PENALTIES:

Pittsburgh	84 (1989 vs Philadelphia)
Opponent	85 (1989 by Philadelphia)
Both Teams	162 (1989 PGH 85, PHI 85)

FEWEST PENALTIES:

Pittsburgh	7 (1976 vs St. Louis)
Opponent	15 (1976 by St. Louis)
Both Teams	24 (1976 PGH 9, STL 15)

MOST PENALTY MINUTES:

Pittsburgh	247 (1989 vs Philadelphia)
Opponent	270 (1989 by Philadelphia)
Both Teams	517 (1989 PGH 247, PHI 270)

FEWEST PENALTY MINUTES:

Pittsburgh	18 (1976 vs St. Louis)
Opponent	30 (1976 by Toronto)
Both Teams	61 (1976 PGH 18, TOR 30)

PENGUINS PLAYOFF RECORDS

PLAYOFF RECORDS - GAME

MOST GOALS:

2-Game Series	9 (1975 vs St. Louis)
Both Teams, Home	17 (4-25-89; 10-7 wins vs PH)
Both Teams, Road	17 (5-17-93; 7-5 loss at NYI)
Pittsburgh, Home	19 (4-25-89; 19-7 wins vs PH)
Pittsburgh, Road	6 (5-25-91; 8-0 win at MIN)
Opponent, Home	6 (4-13-80; 3 loss vs BOS)
Opponent, Road	6 (4-7-89; 6-1 loss vs NYI)

LARGEST MARGIN OF VICTORY:

Home	7 (7-0 vs NJD 4-20-03)
Road	6 (8-0 at NYI 5-25-91)

LARGEST MARGIN OF DEFEAT:

Home	5 (9-5 vs BOS 4-13-80)
	5 (7-7 vs WAS, 4-26-02)
Road	7 (8-1 at NYI 4-7-87)

MOST POWER PLAY GOALS:

For	4 (4-29-97) vs WAS
Against	3 (6 last time; 4-10-03 vs WAS)
Both Teams	5 (4-23-92) PGH 3, WAS 2
	5 (4-29-93) PGH 4, WAS 1
	5 (4-19-01) PGH 2, WAS 3

MOST POWER PLAY CHANCES:

For	4 (4-20-02) vs WAS
For	12 (4-20-97) vs WAS
Against	11 (4-23-03) vs WAS
Both Teams	23 (4-23-92) PGH 12, WAS 11

MOST SHORT-HANDED GOALS:

For	1 (6x last; 5-11-96 vs NYR)
Against	2 (4-13-80) vs Boston
	2 (5-23-91) vs Minnesota
	2 (5-2-93) vs NY Islanders
	2 (5-8-93) at NY Islanders

MOST SHOTS:

Pittsburgh	49 (Apr. 26, 1970) vs St. Louis
Pittsburgh (OT)	65 (Apr. 24, 1993) at WAS
Opponent	61 (May 24, 1995) at FLA
Opponent (OT)	62 (Apr. 24, 1996) at WAS

MOST SAVES:

Pittsburgh	56 (May 24, 1995) at FLA
Pittsburgh (OT)	53 (Apr. 24, 1993) at WAS
Opponent	49 (Apr. 25, 1970) by St. Louis
Opponent (OT)	61 (Apr. 24, 1996) by WAS

FEWEST SHOTS:

Pittsburgh	17 (Apr. 10, 1989) at Boston
	(Apr. 19, 1994) vs Wash.
Opponent	16 (Apr. 23, 1970) by St. Louis

FEWEST SAVES:

Pittsburgh	14 (Apr. 23, 1970) vs St. Louis
Opponent	12 (Mar. 10, 1993) vs NYI

MOST PENALTIES:

Both Teams, Home	49 (4-6-89) PGH 25, NYR 23
Both Teams, Road	34 (4-8-89) PGH 19, NYR 15
Pittsburgh	25 (4-6-89) vs NY Rangers
Opponent	24 (4-6-89) by NY Rangers

FEWEST PENALTIES:

Both Teams, Home	4 (4-28-70) PGH 4, SLL 4
	8 (4-5-71) PGH 3, TOR 5
	3 (5-2-93) PGH 3, NYI 1
Both Teams, Road	3 (5-1-92) PGH 2, WAS 1
Pittsburgh	2 (5-1-92) at Washington
	2 (5-5-80) at NY Rangers
Opponent	1 (5-1-92) by Washington

MOST PENALTY MINUTES:

Both Teams, Home	125 (4-25-89) PGH 46, PH 79
Both Teams, Road	140 (4-19-70) PH 83, SLL 56
Pittsburgh	33 (4-19-70) at St. Louis
Opponent	79 (4-25-89) by Philadelphia

FEWEST PENALTY MINUTES:

Both Teams, Home	10 (5-2-93) PGH 6, NYI 10
Both Teams, Road	6 (5-1-97) PGH 2, WAS 1
Pittsburgh	4 (5-1-92) at Washington
	4 (5-5-97) at NY Rangers
Opponent	2 (5-1-92) by Washington
Both Teams	61 (1975) PGH 25, TOR 36

PENGUINS PLAYOFF RECORDS

PLAYOFF RECORDS - PERIOD

MOST GOALS:

Both Teams, Home	7	14-8-89; PGH vs NYRJR
	7	14-75-89; PGH 6, PH 1
Both Teams, Road	8	14-8-85; PHH 4, NYR 4
Pittsburgh, Home	6	14-75-89 vs Philadelphia
Pittsburgh, Road	4	14-0-81; at St. Louis
	4	14-4-93; at NY Rangers
	4	15-16-84; at Washington
Opponent, Home	1	14-13-83; by Boston
Opponent, Road	4	14-8-82; by NY Islanders
	4	15-8-01; by NY Islanders

MOST SHOTS:

Pittsburgh, Home	21	14-75-89 vs NY Islanders
Pittsburgh, Road	20	15-7-92; at NY Rangers
Opponent, Home	21	14-25-84 vs Philadelphia
Opponent, Road	23	15-24-90; at Florida

MOST SAVES:

Pittsburgh	19	15-1-87; 19-0-89
Opponent	27	14-19-75; by NY Islanders

FEWEST SHOTS:

Pittsburgh	1	14-10-84; vs Washington
Opponent	2	15-19-01; by Boston

FEWEST SAVES:

Pittsburgh	1	15-19-92; vs Boston
Opponent	1	14-10-94; by Washington

MOST PENALTIES:

Both Teams, Home	24	14-0-89; vs NY Rangers
Both Teams, Road	18	14-8-88; at NY Rangers
Pittsburgh	13	14-20-97; vs Washington
Opponent	14	14-25-84; by Philadelphia

MOST PENALTY MINUTES:

Both Teams, Home	84	14-25-89; PGH 33, PH 51
Both Teams, Road	80	14-13-70; PGH 40, STL 40
Pittsburgh, Home	26	15-12-91; vs Minnesota
Pittsburgh, Road	40	14-19-01; at St. Louis
Opponent, Home	57	14-25-84; by Philadelphia
Opponent, Road	40	14-19-70; by St. Louis
	40	14-8-89; by NY Rangers

INDIVIDUAL RECORDS - ALL-TIME

MOST GAMES PLAYED:

93 Jacques Lemaire

MOST POWER PLAY GOALS:

28 Mario Lemieux

MOST GOALS:

87 Mario Lemieux

MOST GAMES PLAYED, GOALIE:

82 Tom Barabec

MOST ASSISTS:

87 Mario Lemieux

MOST WINS, GOALIE:

48 Tom Barabec

MOST POINTS:

149 Mario Lemieux

BEST GOALS AGAINST AVERAGE:

2.10 Les Binkov

MOST PENALTY MINUTES:

150 Kevin Stevens

MOST MINUTES PLAYED, GOALIE:

4750 Tom Barabec

PENGUINS PLAYOFF RECORDS

ONE PLAYOFF YEAR

MOST GOALS:

17 Kevin Stevens (1991)

MOST ASSISTS:

28 Mario Lemieux (1991)

MOST POINTS:

44 Mario Lemieux (1991)

MOST PENALTY MINUTES:

66 Phil Bourque (1989)

MOST POWER PLAY GOALS:

8 Mario Lemieux (1991)

MOST GAME-WINNING GOALS:

5 Mario Lemieux (1991)

MOST SHOTS ON GOAL:

92 Mario Lemieux (1991)

MOST GOALS, DEFENSEMEN:

6 Larry Murphy (1991)

MOST ASSISTS, DEFENSEMEN:

18 Larry Murphy (1991)

MOST POINTS, DEFENSEMEN:

23 Larry Murphy (1991) (vs. TB)

MOST SAVES BY GOALTENDER:

57E Tom Barabec (1991)

LONGEST GOAL-SCORING STREAK:

7 Mario Lemieux (6 goals)
(5-3 to 5-7-91)

7 Mario Lemieux (2 goals)
(4-26 to 5-11-96)

LONGEST POINT-SCORING STREAK:

15 Mario Lemieux (9 points) (4-14 to 5-17-91)

LONGEST ASSIST-SCORING STREAK:

10 Mario Lemieux (16 assists)
(4-19 to 5-11-91)

ONE PLAYOFF SERIES

Most Goals:

Most Assists:

Most Points:

Most Penalty Minutes:

9 Mario Lemieux (1991) vs Philadelphia

11 Ron Francis (1995) vs Washington

17 Mario Lemieux (1991) vs Washington

43 Jesse Probst (1990) vs St. Louis

44 Randy Hill (1989) vs NY Rangers

ONE PLAYOFF GAME

Most Goals:

Most Assists:

Most Points:

Most Shots:

Most Penalties:

Most Penalty Minutes:

Most Saves:

Most Saves (OT game):

7 Mario Lemieux (Apr. 25, 1999) vs Philadelphia

7 Paul Coffey (Apr. 25, 1981) vs Washington

4 Paul Coffey (Apr. 10, 1981) vs Washington

4 Larry Murphy (May 20, 1991) vs Montreal

4 Ron Francis (Apr. 20, 1993) vs New Jersey

4 Ron Francis (May 9, 1995) vs Washington

4 Ron Francis (May 14, 1995) vs Washington

4 Mario Lemieux (Apr. 22, 1992) at Washington

6 Mario Lemieux (Apr. 25, 1993) vs Philadelphia

6 Kevin Stevens (Apr. 24, 1991) vs Washington (3-2)

6 Ron Francis (May 9, 1991) at Boston (2-3)

6 Ron Francis (May 14, 1995) vs Washington (1-4)

10 Kevin Stevens (Apr. 20, 1991) vs Washington

12 Jaromir Jagr (Apr. 24, 1996) at Washington

14 Ken Clark (Apr. 13, 1990) at Boston

21 Eric Probst (Apr. 18, 1990) at St. Louis

58 Tom Barabec (May 24, 1996) at Florida

58 Ken Wreggett (Apr. 21, 1996) at Washington

ONE PLAYOFF PERIOD

Most Goals:

Most Assists:

Most Points:

Most Shots:

Most Penalties:

Most Penalty Minutes:

Most Saves:

4 Mario Lemieux (Apr. 25, 1999) vs Philadelphia

3 Mario Lemieux (Apr. 25, 1996) vs Philadelphia

3 Paul Coffey (Apr. 19, 1981) vs Washington

3 Ron Francis (May 8, 1995) vs Washington

4 Mario Lemieux (Apr. 25, 1996) vs Washington (2-2)

4 Mario Lemieux (Apr. 23, 1992) vs Washington (2-2)

7 Larry Murphy (Apr. 17, 1991) vs New Jersey

6 Ken Clark (Apr. 13, 1990) at Boston

58 Tom Barabec (May 24, 1996) at Florida

PENGUINS PLAYOFF RECORDS

OVERTIME GAMES

DATE	PLAYER	TIME	OPPONENT	GAME NO.	SCORE
4-14-87	Max Conforti	25:16	at St. Louis	Game #5	3-4
4-24-95	Pat Nease	79:15	at Washington	Game #4	3-2
5-20-95	Neil Butler	18:38	at New Jersey	Game #3	1-2
5-14-95	Lou Roudsack	4:10	vs Washington	Game #5	6-5
5-14-95	Dan J. Voles	5:10	vs NY Islanders	Game #7	3-4
5-17-95	Jonathan Jagr	9:44	at Boston	Game #1	4-3
5-9-92	Don Francis	2:47	vs NY Rangers	Game #4	6-4
5-7-92	Kris King	1:28	vs NY Rangers	Game #3	6-6
5-3-91	Sheldon Hayslett	8:14	at Boston	Game #2	4-5
4-10-91	Kreer Saunders	8:10	vs Washington	Game #2	7-5
4-9-91	Jonathan Jagr	8:32	vs New Jersey	Game #2	5-4
4-21-69	Phil Bourque	12:08	at Philadelphia	Game #3	4-3
4-15-67	John Tonello	6:30	at NY Islanders	Game #5	3-4
4-10-67	Eric Keenan	4:54	vs NY Islanders	Game #3	2-1
4-14-67	Max Coleman	25:16	at St. Louis	Game #5	3-4
4-14-79	George Horvath	5:17	at Buffalo	Game #3	4-3
4-9-77	Pat March	8:12	vs Chicago	Game #4	5-6
4-12-77	Michel Briere	6:38	at Oakland	Game #4	3-2

OPPONENT PLAYOFF SCORING LEADERS VS PITTSBURGH

PLAYER	TEAM(S)	GP	G	A	PTS	PIM
1 Peter Bondra	Washington	26	16	11	37	2
2 Michel Theriault	Washington	31	8	18	26	60
3 Dale Hunter	Washington	27	7	17	24	47
4 Joe Jordan	Washington	16	5	17	22	14
5 Gary Colbourne	Washington	24	6	14	22	12
6 Ray Bourque	Boston	14	4	14	18	29
7 Mike Ricci	Washington	16	3	7	18	4
8 Dan Bouchard	Washington	29	6	10	16	25
9 Tim Kerr	Philadelphia/NY Rangers	11	11	3	22	2
10 Brent Letcher	NY Rangers	15	4	12	16	1

OPPONENT PLAYOFF GOALTENDING LEADERS VS PITTSBURGH

(180 Minute Minimum)

GOALTENDER	TEAM(S)	GP	MIN	GA	SO	AVG	W-L
1 Glenn Resch	NY Islanders	4	240	4	1	1.00	4-0
2 Jacques Plante	St. Louis	3	180	4	1	1.33	2-1
3 Martin Brodeur	New Jersey	5	118	8	0	1.57	4-1
4 Wayne Thomas	Toronto	5	302	9	1	1.82	2-2
5 Olaf Kvige	Washington	7	385	12	0	1.87	3-3
6 Gary Cheevers	Detroit	9	540	10	0	2.02	7-2
7 Gary Smith	Oakland/Chicago	9	368	13	1	2.33	1-4

PLAYOFF FASTEST GOALS

FASTEST GOALS BY ONE PENGUINS PLAYER:

TWO 11 - Apr. 17, 1986 - Pat Nease vs Washington

FASTEST GOALS BY THE PENGUINS:

TWO 0:07 - April 13, 1990 - Ron Buckhouse and Rick Kessel vs Boston

THREE 1:29 - May 10, 1964 - Mike Leotaux, Dick Tocchet, Larry Murphy vs NY Islanders

FOUR 4:52 - April 25, 1959 - Mike Leotaux (3) and Bob Emry vs Philadelphia

FASTEST GOALS BY PENGUINS OPPOSITION:

TWO 0:25 - April 24, 1975 - Ed Westfall and Gary Howell (NY) at NY Islanders. Both were empty net goals.

FASTEST GOALS AT THE START OF THE GAME:

PENGUINS 0:15 - April 8, 1961 - Greg March at St. Louis

OPPONENT 0:23 - May 12, 1983 - Brad Bingham (NY Islanders) at NY Islanders

FASTEST GOALS AT THE START OF PERIOD OTHER THAN FIRST:

PENGUINS 0:24 - Apr. 15, 1975 - Jason Phair (Pittsburgh) vs NY Islanders

OPPONENT 0:08 - Apr. 29, 1980 - Peter Fainard (Philadelphia) vs Pittsburgh

PENGUINS PLAYOFF RECORDS

PLAYOFF HAT TRICKS

PLAYER	DATE	LOCATION FOR	GOALTENDER
Ken Reiter	Apr. 11, 1970	at Oakland	Gary Smith
Mario Lemieux	Apr. 25, 1989	vs Philadelphia	Ben Holtall
Mario Lemieux	Apr. 23, 1992	vs Washington	Ben Boughner
Rob Francis	May 8, 1992	at NY Rangers	Richard Mombeson
Kelly Steffy	May 21, 1994	at Boston	Andy Moog
Mario Lemieux	May 11, 1994	vs NY Rangers	Mike Richter
Jason Zucker	May 11, 1996	vs NY Rangers	Mike Richter
AGAINST			
Dave Camarillo	Apr. 29, 1997	at Washington	Barossa Whiggel
Dak Gorman	May 30, 1997	at Chicago	Tom Harsanyi
KFY - Toronto	7 - 1 (tie game)		

PLAYOFF PENALTY SHOTS

PLAYER	DATE	LOCATION FOR	GOALTENDER	RESULT
Jarrod Joffe	May 11, 1992	at NY Rangers	John Vanbiesebroeck	GOAL
Shawn McAllister	May 15, 1992	vs NY Rangers	John Vanbiesebroeck	No Goal
AGAINST				
Michael Peca	May 10, 1995	at Washington	Tom Barnason	No Goal
Joe Lorusso	April 24, 1999	at Washington	Ken Whiggel	No Goal
OT				

PLAYOFF SHUTOUTS

GOALTENDER	DATE	LOCATION FOR	SCORE	SAVES
Marcel Phaneuf	Apr. 8, 1976	vs Toronto	2-0	21
Frank Fitzpatrick	Apr. 10, 1981	vs New Jersey	4-0	27
Tom Barnason	May 25, 1981	at Minnesota	8-0	29
Tom Barnason	May 30, 1992	at Chicago	1-0	27
Tom Barnason	Apr. 20, 1993	vs New Jersey	7-0	26
Tom Barnason	May 4, 1993	vs NY Islanders	3-0	26
Ken Whiggel	May 14, 1995	vs Washington	3-0	32
Tom Barnason	May 28, 1996	vs Toronto	3-0	29
AGAINST				
Jacques Lemaire	Apr. 28, 1970	at St. Louis	5-0	21
Gary Smith	April 8, 1972	vs Chicago	2-0	31
Gilho Heisch	April 20, 1975	vs NY Islanders	1-0	30
Wayne Thomas	Apr. 19, 1972	at Toronto	4-0	26
Ben Boughner	April 21, 1994	at Washington	2-0	27

PENGUINS SEVENTH GAME PLAYOFF RESULTS

DATE	LOCATION	RESULT
Apr. 28, 1975	Pittsburgh	NY Islanders 1 - at Pittsburgh 0
Apr. 29, 1975	Pittsburgh	Pittsburgh 4 - at Pittsburgh 1
Apr. 15, 1991	Pittsburgh	New Jersey 0 - at Pittsburgh 1
May 1, 1992	Washington	Pittsburgh 3 - at Washington 1
May 14, 1994	Pittsburgh	NY Islanders 4 - at Pittsburgh 3 OT
May 18, 1995	Pittsburgh	Washington 0 - at Pittsburgh 3
June 1, 1996	Pittsburgh	Florida 3 - at Pittsburgh 1

The Penguins are 3-4 in seventh games.

ADDITIONAL SERIES DECIDING GAME RESULTS

DATE	LOCATION	RESULT
April 9, 1976	Toronto	Pittsburgh 0 - at Toronto 4 (Toronto wins series 2-1)
April 2, 1977	Pittsburgh	Toronto 5 - at Pittsburgh 2 (Toronto wins series 2-1)
April 14, 1979	Buffalo	Pittsburgh 4 - at Buffalo 3 (OT) (Pittsburgh wins series 2-1)
Apr. 14, 1980	Boston	Pittsburgh 2 - at Boston 6 (Boston wins series 4-2)
April 14, 1981	St. Louis	Pittsburgh 3 - at St. Louis 4 (OT) (St. Louis wins series 3-2)
April 13, 1982	NY Islanders	Pittsburgh 4 - at NY Islanders 4 (OT) (NY wins series 3-2)

The Penguins are 1-4 in additional series deciding games.

PITTSBURGH PENGUINS VS WASHINGTON CAPITALS EASTERN CONFERENCE QUARTERFINALS

	GP	W	L	PTS	GF	GA	PPG	SHG	PEN	PIM
PITTSBURGH	5	4	2	6	31	17	7.4%	1	39	105
WASHINGTON	6	2	4	4	17	21	7.3%	2	65	194

AT PITTSBURGH (1-2-0)

Apr. 17 WASHINGTON (ON KOLZIG) at Pittsburgh 4 (Barbasso)
 Apr. 19 WASHINGTON (ON KOLZIG) at Pittsburgh 4 (Barbasso)
 Apr. 22 PITTSBURGH (ON BARBASSO) at Washington 7 (Carney)
 Apr. 24 PITTSBURGH (ON BARBASSO) at Washington 2 (Kolzig)
 Apr. 26 Washington 1 (Kryger) at PITTSBURGH 4 (WREGGETT)
 Apr. 28 PITTSBURGH (ON WREGGETT) at Washington 2 (Carney)
 * Scored at 19:15 of Overtime
 Koles replaced Carney at 31:09 on Apr. 17
 Wreyer replaced Barbasso at 20:00 on Apr. 24
 Kozny replaced Carney at 6:03 on Apr. 26

AT WASHINGTON (3-0-0)

WG - Kryger
 WG - Borsha
 WG - Murray
 WG - Nedved
 WG - Laroche
 WG - Francis

GOALS & SHOTS BY PERIODS:	1ST	2ND	3RD	OVT	TOTAL
PITTSBURGH	1-65	3-66	2-52	1-21	21-206
WASHINGTON	2-65	4-69	7-72	0-40	17-248

PITTSBURGH	GP	G	A	PTS	PIM	SOG	±	WASHINGTON	GP	A	PTS	PIM	SOG	±	
Chelios	6	2	8	10	13	21	-2	Juraska	5	0	7	8	20	4	
Nedved	6	6	9	0	4	23	-4	Borsha	5	2	4	0	4	29	1
Jagr	6	5	6	9	8	20	-4	Hunter	6	1	5	0	24	14	1
Zubov	6	0	7	7	7	24	-2	Reade	6	3	2	0	8	30	5
Francis	6	5	3	6	4	16	-1	Pruenza	6	3	2	0	18	17	1
Murray	6	1	2	3	4	7	-3	Brunette	6	1	4	4	0	7	5
Hoche	5	1	1	2	14	5	-1	Peake	5	2	1	3	13	9	4
Leshko	6	1	1	2	12	1	-4	Cole	6	2	0	2	12	14	-4
Carney/Koles	5	0	2	2	30	11	-3	Kryger	6	2	0	2	12	10	4
Joseph	5	1	0	1	6	4	-3	Engels	6	1	1	2	2	12	-1
Kevin Miller	6	1	0	1	0	14	2	Kondratyuk	2	0	2	2	0	1	1
Sandstrom	6	1	0	1	0	13	3	Koles/Miller	6	0	1	1	4	11	1
Simpson	6	1	0	1	0	12	-1	Raumpannen	1	0	0	0	10	0	-1
Wreggett	3	0	1	1	0	0	0	Klec	1	0	0	0	0	2	1
Lauri	4	0	1	1	0	0	-3	Benisek	2	0	3	0	19	4	-1
Tanaka	6	0	1	1	12	8	1	Jones	2	0	0	0	7	4	-1
Park	1	0	0	0	0	0	1	Carney	3	0	0	0	0	0	0
Costello	2	0	0	0	3	4	2	Kumarski	3	0	0	0	16	1	1
McLellan	2	0	0	0	0	1	1	Nelson	3	0	0	0	4	2	1
Shepov	2	0	0	0	17	0	1	Kolzig	5	0	0	0	4	0	0
Barbasso	4	0	0	0	2	0	0	Ustaf	5	0	0	0	9	-1	
Dreadnor	4	0	0	0	6	2	1	Charson	6	0	0	0	8	2	-1
Morisy	4	0	0	0	4	1	1	Johnson	6	0	0	0	5	15	-2
Wilkinson	6	0	0	0	6	10	-2	Hooper	6	0	0	0	0	6	5
								Garret	6	0	0	0	16	9	-2
								Reich					2		
TOTAL	6		(21-36-57)	185	206			TOTAL	6		(17-28-45)	194	248		

GOALTENDERS	GP	MP	GF	GA	ENG	SO	AVG	SHOTS	SPCT	W-L
Wreggett (P)	4	239:01	13	4	0	0	1.30	131	.931	3-0
Barbasso (P)	4	199:12	11	11	2	0	3.31	115	.924	1-2
PITTSBURGH TOTAL	7	438:15	21	17	2	0	2.32	246	.931	4-2
Kolzig (W)	6	341:11	15	11	0	0	1.53	167	.934	2-3
Carney (W)	3	147:13	2	10	0	0	5.17	39	.744	0-1
WASHINGTON TOTAL	6	438:15	17	21	0	0	2.87	206	.898	2-4

POWER PLAY GOALS: PITTSBURGH (7 for 40) - Nedved 3, Francis 2, Jagr, Benisek
 WASHINGTON (7 for 36) - Borsha 2, Peake 2, Cole, Gonchar, Pruenza

SHORT-HANDED GOALS: PITTSBURGH (1) - Jagr

PITTSBURGH PENGUINS VS NEW YORK RANGERS

EASTERN CONFERENCE SEMIFINALS

	GP	W	L	PTS	GF	GA	PPG	SHG	PEN	PIM
PITTSBURGH	5	4	1	4	21	15	0.26	1	31	31
NY RANGERS	5	1	4	2	15	21	0.24	0	28	30

AT PITTSBURGH (2-1-0)

May 3 - NY Rangers 3 (Fischer) at PITTSBURGH 4 (WREGGET)
 May 5 - NY RANGERS 6 (RICHTER) at Pittsburgh 3 (Wegget)
 May 7 - PITTSBURGH 3 (WREGGET) at NY Rangers 2 (Fischer)
 May 9 - PITTSBURGH 4 (WREGGET) at NY Rangers 1 (Richter)
 May 11 - NY Rangers 3 (Reider) at PITTSBURGH 7 (WTF GOLF)

AT NY RANGERS (2-0-0)

WG - Lemieux
 WG - Messier
 WG - Morrison
 WG - Sandstrom
 WG - Reider
 WG - Jagr

GOALS & SHOTS BY PERIODS

	1ST	2ND	3RD	OVT	TOTAL
PITTSBURGH	5-32	6-31	6-41		21-104
NY RANGERS	2-33	10-64	3-30		15-127

PITTSBURGH	GP	G	A	PTS	PIM	SOG	+	NY RANGERS	GP	G	A	PTS	PIM	SOG	+
Lemieux	5	3	2	6	0	25	+2	Korn	5	1	5	4	2	18	2
Jagr	5	7	9	9	2	22	+6	Messier	5	3	7	5	6	13	5
Nedved	5	1	4	5	0	10	+3	Sandstrom	5	3	5	4	12	7	
Dugre	5	0	5	0	6	6	0	Vettrick	5	2	2	4	4	21	3
Zubov	5	0	6	0	15	10	-3	Reider	5	1	3	4	4	18	1
Smolinski	5	2	4	2	14	5	1	Leider	5	0	4	4	0	22	1
Rourke	5	1	3	4	3	3	+1	Crucik	5	1	1	2	12	5	1
Murray	5	1	3	2	2	4	1	Morrison	5	1	1	2	4	4	1
Sandstrom	5	1	3	12	10	5	1	Dwyer	5	0	2	2	0	15	-1
Fisher	5	0	3	0	2	7	-2	Loew	5	0	2	2	0	4	-3
Fisher	5	0	3	0	6	3	0	Samuelsson	5	0	2	2	4	1	-1
Orszulik	5	0	2	2	1	4	2	Berry	4	1	0	1	0	1	-1
Muller	5	0	2	1	7	3	0	Guzka	4	1	0	1	0	12	3
Muzzo	4	0	1	1	0	2	-2	Kucera	5	1	0	1	0	12	1
Wagner	5	0	1	1	7	4	0	Brakestrom	5	0	1	1	0	9	0
Luhar	1	0	0	0	0	0	0	Karpishev	1	0	0	0	0	0	-1
Stapanian	3	0	0	0	1	0	0	Garamba	2	0	0	0	0	0	0
Joseph	4	0	0	2	0	1	0	Nordberg	4	0	0	0	0	0	0
Levy	5	0	0	0	6	0	0	McSorley	4	0	0	0	0	0	0
Wegget	4	0	0	0	0	0	0	Luttrell	5	0	0	0	0	0	0
Berch								Reider	5	0	0	0	0	0	0
TOTAL	5	(21-39-60)	81	144				TOTAL	5	(15-27-42)	60	173			

GOALTENDERS

	GP	MP	GF	GA	ENG	SO	AVG	SHOTS	SPCT	W-L
Wegget (P)	5	294:47	21	14	1	0	2.82	172	.919	4-1
PITTSBURGH TOTAL	5	300:00	21	15	1	0	3.00	173	.913	4-1
Reider (NYR)	5	285:58	15	20	1	0	4.03	143	.960	1-4
NY RANGERS TOTAL	5	300:00	15	21	1	0	4.20	144	.854	1-4

POWER PLAY GOALS:

PITTSBURGH (5 for 26) - Jagr 3, Lemieux 2
 NY RANGERS (4 for 24) - Guzka, Morrison, Sandstrom, Vettrick

SHORT-HANDED GOALS:

PITTSBURGH (0) - Lemieux

HAT TRICKS:

PITTSBURGH (2) - Jagr (May 3), Lemieux (May 11)

PITTSBURGH PENGUINS VS FLORIDA PANTHERS EASTERN CONFERENCE FINALS

	GP	W	L	PYS	GF	GA	PPG	SHG	PEN	PIM
PITTSBURGH	7	3	4	6	15	20	4.32	0	48	105
FLORIDA	7	4	3	8	25	15	3.54	0	45	101

AT PITTSBURGH (2-2-0)

May 16 FLORIDA 2 (VANBIENBROUCK) at PITTSBURGH 3 (BARRASSO)
 May 20 Florida 2 (Vanbiesbroeck) at PITTSBURGH 3 (BARRASSO)
 May 24 Pittsburgh 2 - Barrasso at FLORIDA 0 (VANBIENBROUCK)
 May 26 PITTSBURGH 2 - BARRASSO at Florida 1 (Marschall)
 May 28 Florida 0 (Vanbiesbroeck) at PITTSBURGH 2 (BARRASSO)
 May 30 Pittsburgh 3 (Barrasso) at FLORIDA 1 (VANBIENBROUCK)
 Jun 1 FLORIDA 2 (VANBIENBROUCK) at Pittsburgh 1 (Barrasso)

AT FLORIDA (1-2-0)

WG - Fitzgerald
 WG - Lemieux
 WG - Barnes
 WG - Sheahan
 WG - Dargatzis
 WG - Nadeau
 WG - Fitzgerald

GOALS & SHOTS BY PERIODS:

	1ST	2ND	3RD	OVT	TOTAL
PITTSBURGH	2-25	8-72	7-28		15-225
FLORIDA	5-84	4-68	11-75		20-247

PITTSBURGH	GP	G	A	PTS	PIM	SOG	+	FLORIDA	GP	G	A	PTS	PIM	SOG	+
Lemieux	7	1	4	7	8	32	1	Loney	7	3	4	7	5	13	+3
Nedved	7	3	3	6	12	25	2	Fitzgerald	7	3	2	5	5	10	+3
Jagi	7	1	4	5	8	23	-3	Lindsey	7	2	2	4	7	11	+3
Sheahan	7	2	2	4	8	20	3	Mullaney	7	2	2	4	11	20	-1
Dargatzis	7	1	2	3	0	13	5	Sheppard	7	2	2	4	0	13	+3
Zucco	7	1	2	3	4	10	+4	Murphy	7	0	4	4	6	33	+4
Hodge	6	0	3	3	6	10	1	Barnes	7	2	1	3	2	18	+2
Laine	7	0	3	3	6	9	+3	Nadeau	7	1	2	3	6	17	-1
Miller	7	0	0	2	2	15	-1	Shea	7	0	3	3	10	17	-1
Sheahan	7	0	0	2	2	21	-3	Shea	6	2	0	2	0	7	+2
Murray	7	0	0	2	4	10	-1	Buras	4	1	1	2	0	10	-1
Dandrea	7	1	0	1	11	5	-1	Quackenbush	7	1	1	2	0	14	+2
Louis	7	1	0	1	4	6	-3	Corkner	7	0	2	2	4	7	-4
Foster	1	0	0	0	2	0	1	Jovanovski	7	0	0	2	3	10	1
Wragglet	1	0	0	0	0	0	-	Latus	7	0	2	2	18	4	-1
Bergess	4	0	0	0	2	0	1	Warren	7	0	2	2	4	3	-3
McLennan	4	0	0	0	2	1	-	Hough	7	1	0	1	4	25	-1
Stephens	4	0	0	0	2	0	1	Skutumpah	7	0	1	1	6	9	-1
Waltman	4	0	0	0	2	-3	-	Hull	2	0	0	0	0	0	1
Joseph	5	0	0	0	0	5	-1	Woolley	0	0	0	0	2	0	1
Barnes	6	0	0	0	6	0	-	Vanbiesbroeck	7	0	0	0	6	0	-
Tenns	7	0	0	0	2	5	-2								
Mironov	7	0	0	0	6	8	-8								
TOTAL	7	(15-27-42)	105	225				TOTAL	7	(20-23-53)	101	247			

GOALTENDERS

	GP	MP	GF	GA	ENG	SO	AVG	SHOTS	SPCT	W-L
Barrasso (P)	6	358:16	14	15	0	1	2.51	739	.932	3-3
Wragglet (P)	1	60:00	1	6	0	0	5.00	25	.850	0-1
PITTSBURGH TOTAL	7	418:22	15	20	0	1	2.86	247	.919	3-4
Vanbiesbroeck (P)	7	417:22	25	14	1	0	2.21	234	.938	4-3
FLORIDA TOTAL	7	420:00	20	15	1	0	2.14	225	.933	4-3

POWER PLAY GOALS:

PITTSBURGH (4 for 32) - Dargatzis, Jagi, Nedved, Zucco
 FLORIDA (3 for 34) - Barnes, Loney, Mullaney

1996 PENGUINS PLAYOFF SCORING STATISTICS

NAME	GP	G	A	PTS	+/-	PIM	PP	SH	GW	OT	S	PCTG
Mark Lemieux	18	11	16	27	+3	34	3	1	2	0	78	14.1
Jaromir Jagr	18	11	12	23	+7	18	5	1	1	0	74	14.9
Petr Nedved	18	10	10	20	+3	16	4	0	2	1	64	16.5
Serge Zubov	18	1	14	2	+9	26	1	0	0	0	23	7.9
John Dombrowski	17	1	9	2	+4	30	1	0	1	0	20	3.3
Jay LeShane	16	5	4	9	+1	10	0	0	1	0	46	10.9
Mark Francis	11	3	6	6	+3	4	2	0	1	0	23	13.0
Clayton Kopp	10	2	7	4	+1	15	0	0	0	0	18	11.1
Chris Murray	10	2	6	4	+2	10	0	0	1	0	31	6.5
Chris Turner	10	0	7	0	-2	24	0	0	0	0	24	0.0
Tomas Sobotka	10	1	2	2	+5	33	0	0	1	0	44	4.1
Kevin Miller	10	3	2	5	+5	9	0	0	0	0	35	8.3
John D'Amico	10	1	2	2	+1	9	0	0	0	0	6	16.7
Scott Lunn	12	1	1	2	0	1	0	0	0	0	9	12.2
Francis Johnson	10	1	1	2	+7	20	0	0	1	0	9	10.0
Chris Johnston	15	1	0	1	+1	9	0	0	0	0	15	6.7
Ken Wreggett	4	0	1	0	-1	0	0	0	0	0	0	0.0
Nick Spillane	15	0	1	0	-2	14	0	0	0	0	20	0.0
Steve MacLean	15	0	1	0	-1	10	0	0	0	0	10	0.0
Harold Park	1	0	0	0	0	0	0	0	0	0	0	0.0
Clayton Kopp	2	0	0	0	-2	4	0	0	0	0	4	0.0
Brian Binkert	1	0	0	0	-1	2	0	0	0	0	2	0.0
Steve MacLean	0	0	0	0	0	0	0	0	0	0	0	0.0
Atak Stenlund	0	0	0	0	0	0	0	0	0	0	0	0.0
Tom Bonasso	10	0	0	0	0	0	0	0	0	0	0	0.0
TOTALS	18	57	102	159		349	18	2	11	1	575	9.9

GOALTENDERS	GP	MINS	AVG	W-L	EN	SO	GA	SAVES	EFF.
Ken Wreggett	9	599	2.30	7-2	1	0	25	305	920
Tom Bonasso	10	556	2.80	4-6	1	0	20	211	923
TOTAL	18	1155	2.69	11-7	2	1	52	616	922

1996 PLAYOFF SCORING LEADERS

PLAYER - TEAM	GP	G	A	PTS	+/-	PPG	SH	GW	S
John Dombrowski - Pittsburgh	17	18	10	34	+11	2.0	3	5	49
MARCO LEMIEUX - PITTSBURGH	18	11	16	27	+3	0.6	1	2	78
JAROMIR JAGR - PITTSBURGH	18	11	12	23	+7	0.6	1	1	74
Jason Kistner - Colorado	22	10	12	22	+11	0.5	0	2	55
Peter Forsberg - Colorado	17	10	11	21	+10	1.2	2	1	59
PETR NEDVED - PITTSBURGH	18	10	10	20	+3	1.1	0	0	64
Steve Yastrow - Detroit	18	8	11	19	+7	0.4	0	2	52
Steve Fedoruk - Detroit	14	7	16	14	+6	0.5	0	2	59
Samir Ghasseini - Dallas	22	9	11	19	+5	0.4	0	1	50
David Leahy - Detroit	22	10	1	12	+1	0.4	0	2	49
Mark Bell - Colorado	22	6	11	12	+1	0.3	0	1	51
Adam Ocasio - Dallas	22	5	12	10	+5	0.2	0	0	60

INDIVIDUAL LEADERS

GOALS		ASSISTS	
John Dombrowski - Pittsburgh	18	Steve Yastrow - Detroit	14
JAROMIR JAGR - PITTSBURGH	11	MARCO LEMIEUX - PITTSBURGH	16
Petr Nedved - Pittsburgh	11	John Dombrowski - Pittsburgh	17
John Dombrowski - Pittsburgh	10	Wayne Gretzky - Edmonton	14
Jason Kistner - Colorado	10	SEERGE ZUBOV - PITTSBURGH	14
Steve Yastrow - Detroit	10	Scott O'Neil - Colorado	14
John Kamechuk - Dallas	10	JAROMIR JAGR - PITTSBURGH	12
Frank Bruni - Colorado	10		
POWER PLAY GOALS		GAME WINNING GOALS	
Adam Ocasio - Dallas	2	John Dombrowski - Pittsburgh	4
Steve Yastrow - Detroit	1	Steve Yastrow - Detroit	2
John Dombrowski - Pittsburgh	1	Chris Johnston - Pittsburgh	2
John Dombrowski - Pittsburgh	1	Adam Ocasio - Dallas	1
JAROMIR JAGR - PITTSBURGH	5	John Dombrowski - Pittsburgh	2
John Dombrowski - Pittsburgh	4	MARCO LEMIEUX - PITTSBURGH	2
PETR NEDVED - PITTSBURGH	4	PETR NEDVED - PITTSBURGH	2

GOALTENDING LEADERS

PLAYER - TEAM	GP	MINS	GA	AVG
Ken Wreggett - Pittsburgh	9	599	25	2.50
Derek Roy - Colorado	10	581	31	2.90
Chris Johnston - Pittsburgh	14	640	30	2.14
Steve MacLean - Dallas	15	768	27	2.13
John Dombrowski - Pittsburgh	10	556	20	2.25
KEN WREGGETT - PITTSBURGH	9	599	25	2.50

MEDIA INFO.



PENGUINS ANNOUNCERS



MIKE LANGE

He called play-by-play for the San Diego Gulls of the WHL before joining the Penguins in 1974.

In addition to his responsibilities with the Penguins, Lange also handled play-by-play for the Pittsburgh Pirates in 1986 and 1987 on the KBL Sports Network.

An active member of the Pittsburgh community, Lange makes numerous personal appearances throughout the year. He is a member of the Penguins anti-drug team which speaks at Pittsburgh area schools on the merits of staying drug free and serves as emcee or guest speaker for a variety of charity events throughout the year.



PAUL STEIGERWALD
COLOR COMMENTARY

One of the premier sportscasters in all of professional sports, Lange enters his 22nd season in the Penguins broadcast booth. His unique style of broadcasting makes phrases like "Buy Sam a drink and get his dog one too", "Look out Loretta" and "Ladies and gentlemen, Elvis has just left the building," familiar to fans across North America.

He began broadcasting Penguins games on radio in 1974-75. He left after one season, but returned as the team's radio voice in 1976-77 until the 1979-80 season when games were simulcast for both radio and television.

A native of Sacramento, California, Lange graduated from Sacramento State University with a degree in broadcasting before starting his career with the Phoenix Roadrunners of the WHL in 1970. During the 1973-74 season,

Steigerwald enters his 12th season as color commentator on the Penguins broadcasts. He attended Kent State University where he worked as one of the hockey club's radio announcers. He then moved to Pittsburgh where he worked in radio sales until he was hired as the Johnstown Red Wings (EHL) play-by-play announcer in 1979.

A Pittsburgh native, Steigerwald joined the Penguins organization in 1980 as director of marketing and also worked as the intermission host for radio and television broadcasts. In 1985, he became the Penguins simulcast color commentator.

He left the Penguins front office in 1988 to work full time in the sports department for KDKA Television in Pittsburgh.

Steigerwald developed his interest in hockey as a youngster living in Pittsburgh's South Hills when his neighbor, Penguins former President and General Manager Jack Riley, gave the local youths tickets to the Penguins games.

A member of the Penguins anti-drug team, Steigerwald donates time throughout the season to speak to Pittsburgh area school students on drug abuse.

He is the father of two sons, Biako and Dylan.

PENGUINS ANNOUNCERS



MATT MCCONNELL

Matt McConnell enters his fourth season as a National Hockey League broadcaster and 11th season overall, including his first with the Penguins. For the past three seasons, McConnell acted as the radio play-by-play broadcaster for the Mighty Ducks of Anaheim and had been with them since their inception in 1993. Prior to his tenure in Anaheim, McConnell worked in the International Hockey League calling the action for the Flint Spirits (1985-86) and Peoria Rivermen (1986-88). His hockey broadcasting career began at Michigan State University where he called action for the Spartans from 1982-85 on WLFT Radio. Some of his accolades include his nomination in 1994 as Sports Broadcaster of the Year by the Southern California Sports Broadcasters Association and IHL Broadcaster of the Year in 1992-93. In the

off-season, McConnell acts as a camp counselor at Sportscasters Camps of America. A 1981 graduate of Mount Lebanon High School, he attended Michigan State University, receiving a Bachelors Degree in Telecommunication. Matt and wife Jennifer, who grew up in Pittsburgh, reside in the South Hills.



Mike Lange is in his 22nd season of broadcasting Penguins hockey games. Of current team broadcasters in Pittsburgh, only Myron Cope has been broadcasting longer. Cope is in his 27th season with the Steelers.

RADIO & TELEVISION PLAY BY PLAY ANNOUNCERS

Season	Radio	Station	Television	Station
1967-68	Ed Conway	WTAE	No Games on Television	
1968-69	Lt. Conway	WTAE	Ed Conway	WTAE-TV
1969-70	Bill Hamilton	WEEP	No Games on Television	
1970-71	Jim Forney	KDKA	Bill Hamilton	WPGH-TV
1971-72	Jim Forney	KDKA	Sam Nowat	WIC-TV
1972-73	Jim Forney	KDKA	Sam Nowat	WIC-TV
1973-74	Jon Starkey	KDKA	Sam Nowat	WIC-TV
1974-75	Mike Lange	KDKA	Sam Nowat	WIC-TV
1975-76	Gary Morrell	KQV	Sam Nowat	WIC-TV
1976-77	Mike Lange	KDKA	Sam Nowat	WIC-TV
1977-78	Mike Lange	KDKA	Bob Prince	WPGH-TV
1978-79	Mike Lange	KDKA	Jim Forney	WPGH-TV
1979-80	Mike Lange	WWSW	Mike Lange	WPGH-TV
1980-81	Mike Lange	WWSW	Mike Lange	WPGH-TV
1981-82	Mike Lange	KQV	Mike Lange	WPTT-TV
1982-83	Mike Lange	KQV	Mike Lange	WPGH-TV
1983-84	Mike Lange	KQV	Mike Lange	WPGH-TV
1984-85	Mike Lange	KDKA	Mike Lange	WPGH-TV
1985-86	Mike Lange	KDKA	Mike Lange	WPGH-TV
1986-87	Mike Lange	KDKA	Mike Lange	WPGH-TV
1987-88	Mike Lange	KDKA	Mike Lange	WPGH-TV
1988-89	Mike Lange	KDKA	Mike Lange	WPGH-TV
1989-90	Mike Lange	KDKA	Mike Lange	WPGH-TV
1990-91	Mike Lange	KDKA	Mike Lange	KDKA-TV
1991-92	Mike Lange	KDKA	Mike Lange	KDKA-TV
1992-93	Mike Lange	KDKA	Mike Lange	KDKA-TV
1993-94	Doug McLeod	WTAE	Mike Lange	KBL-KDKA-TV
1994-95	Doug McLeod	WTAE	Mike Lange	KBL-KDKA-TV
1995-96	Doug McLeod	WTAE	Mike Lange	Prime Sports KBL-KDKA-TV
1996-97	Matt McConnell	WTAE	Mike Lange	Prime Sports KBL-WPTT WPGH

FLAGSHIP RADIO STATIONS

WTAE	1967-68 to 1968-69
	1993-94 to present
WEEP	1969-70
KDKA	1970-71 to 1974-75
	1976-77 to 1978-79
	1984-85 to 1992-93
KQV	1975-76
	1981-82 to 1983-84
WWSW	1979-80 to 1980-81

RADIO PLAY-BY-PLAY ANNOUNCERS

Ed Conway	1967-68 to 1968-69
Bill Hamilton	1969-70
Jim Forney	1970-71 to 1972-73
Jon Starkey	1973-74
Mike Lange	1974-75
	1976-77 to 1992-93
	1975-76
Gary Morrell	1983-94 to 1995-96
Doug McLeod	1996-97

TELEVISION STATIONS

WTAE-TV	1968-69
WPGH-TV	1970-71
	1977-78 to 1990-81
	1962-83 to 1989-90
WIC-TV	1971-72 to 1976-77
WPTT-TV	1981-82
KBL	1986-87 to present
KDKA-TV	1990-91 to 1995-96
WPTT-WPGH	1996-97

TELEVISION PLAY-BY-PLAY ANNOUNCERS

Ed Conway	1963-69
Bill Hamilton	1970-71
Sam Nowat	1971-72 to 1976-77
Bob Prince	1977-78
Jim Forney	1978-79
Mike Lange	1979-80 to present

COLOR COMMENTATORS

Greg Benecetti	1973-74 to 1974-75
Jack Riley	1976-77
Terry Schiltz	1977-78 to 1983-84
Paul Steigonsdorf	1984-85 to present
Stan Savan	1993-94 to 1995-96

ATTENDANCE FIGURES

YEAR	REGULAR SEASON				PLAYOFFS				
	ATTENDANCE	DATES	AVERAGE	SO	CAPACITY	ATTENDANCE	DATES	AVERAGE	SO
1967-68	271,040	37	7,407	0	12,000				
1968-69	228,295	38	6,008	0	12,500				
1969-70	255,536	38	6,998	0	12,500	53,592	5	10,718	2
1970-71	377,182	39	9,671	3	12,500				
1971-72	375,711	39	9,634	5	12,500	28,515	2	12,758	1
1972-73	436,601	39	11,195	7	12,800				
1973-74	396,197	39	10,159	4	13,401				
1974-75	418,917	40	11,224	11	13,404	60,833	5	13,367	4
1975-76	458,198	40	11,457	0	16,407	13,826	1	13,826	0
1976-77	461,980	40	10,300	1	16,404	25,967	2	12,981	0
1977-78	421,933	40	10,548	2	16,033				
1978-79	457,209	40	11,430	3	16,033	45,702	3	15,234	2
1979-80	426,198	40	10,654	2	16,033	26,801	2	13,401	0
1980-81	419,407	40	10,485	0	16,033	22,688	2	13,344	0
1981-82	451,365	40	11,284	5	16,033	25,957	2	12,729	0
1982-83	336,200	40	8,405	1	16,033				
1983-84	273,500	40	6,838	0	16,033				
1984-85	400,711	40	10,018	4	16,033				
1985-86	503,020	40	12,576	0	16,033				
1986-87	599,674	40	14,993	25	16,033				
1987-88	606,638	40	15,166	26	16,166				
1988-89	629,315	40	15,734	34	16,025	96,150	6	16,025	6
1989-90	640,700	40	16,018	34	16,015				
1990-91	637,022	40	15,927	25	16,164	210,122	13	16,164	13
1991-92	659,736	40	16,493	32	16,164	161,640	10	16,164	10
1992-93	660,290	41	16,105	30	16,164	126,312	8	15,789	8
1993-94	685,569	41	16,714	1	17,537	46,412	3	15,471	0
1994-95	768,583	41	18,746	9	17,181	114,694	7	16,413	7
1995-96	665,792	41	16,239	20	17,181	171,667	10	17,168	9
TOTALS	13,492,040	1136	11,861	311		1,240,418	81	15,314	57

1996-97 Record

* The capacity was increased to 16,257 during the game on 7/5 during the 1990-91 season

PITTSBURGH PENGUINS TRAINING CAMP SITES

SEASON	SITE	PRE-SEASON RECORD
1967-68	Brantford, Ont.	4-1-1
1968-69	Brantford, Ont.	1-5-2
1969-70	Brantford, Ont.	4-1-2
1970-71	Brantford, Ont.	4-3-2
1971-72	Brantford, Ont.	3-2-3
1972-73	Brantford, Ont.	5-4-1
1973-74	Brantford, Ont.	4-2-3
1974-75	Brantford, Ont.	5-4-0
1975-76	Pittsburgh, PA	2-3-3
1976-77	Pittsburgh, PA	7-3-0
1977-78	Pittsburgh, PA	4-3-0
1978-79	Pittsburgh, PA	3-6-0
1979-80	Pittsburgh, PA	3-4-1
1980-81	Pittsburgh, PA	1-3-2
1981-82	Erie, PA-Pittsburgh, PA	4-1-2
1982-83	Johnstown, PA	1-3-3
1983-84	Johnstown, PA	3-4-1
1984-85	Pittsburgh, PA	2-4-0
1985-86	Pittsburgh, PA	1-6-0
1986-87	Pittsburgh, PA	2-6-0
1987-88	Pittsburgh, PA	5-1-2
1988-89	Pittsburgh, PA	6-3-0
1989-90	Pittsburgh, PA	4-5-1
1990-91	Pittsburgh, PA	7-2-0
1991-92	Pittsburgh, PA-Durver, CO	4-3-2
1992-93	Pittsburgh, PA	3-5-1
1993-94	Pittsburgh, PA	5-4-0
1994-95	Pittsburgh, PA	3-5-1
1995-96	ICEOPLEX AT SOUTHPOINTE	3-6-1

PENGUINS MEDIA INFORMATION

SEASON PASSES FOR MEDIA: Season passes are issued only to members of the media covering the Penguins on a regular basis.

INDIVIDUAL GAME PASSES: Media members must contact Steve Bovino in the Penguins media relations office no later than 24 hours before the game. Passes will be issued only to working media and photographers. They will be left at the press gate located at Gate #3 of the Civic Arena. You can reach the press gate from Washington Place which runs in front of the Arena where the marquis stands. Passes will be available there for one hour after the opening faceoff.

PRESS BOX: The press box is located on the west side of the building above section D-24. It is for game personnel and members of the media covering the games. When necessary, overflow media will be assigned seats in the auxiliary seating area at Section C-3. All members of the media will gain access to the main press box by showing their press pass to the security guard at the door.

PRESS LOUNGE: The press lounge is located across from the locker rooms on the lower level at Gate #3. Members of the media and the game night staff must show their press pass at the door for admittance. The press lounge will be open two hours prior to game time with dinner and beverages served. The press lounge is equipped with telephones and electrical outlets and is available to the media during and after the game for filing purposes.

GAME NOTES: Game notes and lineup sheets are available in the press lounge and press box before each game. Additional information from the NHL and press releases are also available throughout the season at these locations.

GAME SUMMARIES: Game summaries are available after each period in the press box. Final game summaries are distributed in the press box, press lounge and both home and visitors locker rooms after the game.

OUT OF TOWN SCORES: Out-of-town score sheets are delivered to home and road broadcasters throughout the game on a regular basis.

DRIVING DIRECTIONS TO PITTSBURGH CIVIC ARENA

FROM RT.279 NORTH (GREATER PITTSBURGH AIRPORT): Follow 279 North toward Pittsburgh, go through Fort Pitt Tunnels (left lane)...proceed straight ahead onto Liberty Avenue...turn right off Liberty Avenue onto Seventh Avenue and cross over Grant Street...make right onto Center Avenue

FROM ROUTE 79 SOUTH (NORTH HILLS): Follow 79 south toward Pittsburgh...take Route 279 south exit (about a mile past Wexford exit)...follow 279 South over Veterans Bridge...take Sixth Street exit, bear left...at the light, turn left onto Bigelow Boulevard.

FROM PENNSYLVANIA TURNPIKE: Traveling the turnpike towards Pittsburgh, take the Pittsburgh/Monroeville exit onto Route 376 West...get off 376 West at Exit 6 staying in right lane...at stop sign, turn right onto Pride Street...follow Pride across Fifth Avenue, at second light, turn left onto Centre Avenue.

PENGUINS MEDIA INFORMATION

LOCKER ROOM ACCESS: The locker room will be open to the media 10 minutes after the conclusion of the game per League requirements. ONLY working members of the media with appropriate identification will be admitted.

POST GAME PROCEDURES: Penguins Head Coach Ed Johnston will hold a press conference after each game outside the Penguins locker room at Gate #2. The press conference room is located just inside the Penguins locker room entrance at Gate #2, first door on the right. Post game quote sheets for both head coaches will be available after the game in the press lounge, press box and in each locker room.

GAME BROADCAST INTERVIEWS: All requests for pre-tapes and between period interviews with players or coaches must be confirmed during the morning skate. Players or coaches must be confirmed for broadcast interviews before they leave the Civic Arena after the morning skate or they are off-limits for broadcast interviews.

DAILY PRACTICE SESSIONS: Open to all media members. Please confirm location and time with the Penguins media relations office as last minute changes will occur.

PHOTOGRAPHERS: Photographers may shoot from designated areas assigned by the Penguins media relations staff. Photo locations assignments will be posted in the press lounge and press gate for each game. Photo passes must be secured by calling the media relations office at least 24 hours in advance of each game.

CIVIC ARENA LIGHTING: The lighting is mercury vapor supplemented by incandescent lighting for television.

PENGUINS MEDIA HOT LINE: Up-to-date changes in practice time, injury information and player transactions will be put on the Hot Line daily at 10:00 AM and 2:00 PM. The confidential phone number is available from the Penguins Media Relations Staff.

OFF-ICE OFFICIALS

Supervisor of Officials Paul Schlosser
Goal Judges Ron Harris, Leo Rudzik, Joe Ferraro, Jim Duss
Official Scorers Dave Reynolds, Keith Schreiber
Game Timekeeper Paul Schlosser
Penalty Timekeepers Bob Ferons, Bob Matland
Statistician Jim Grisar

GAME NIGHT STAFF

Statistics Chris Keller, Ed Machen, Phil Spano, Eugene Sins
Home Dressing Room Frank Sculli, Tracy Luppe
Visiting Dressing Room A.T. Caggiano
Home Runway Don Wagner
Visiting Runway Don Johnson
PR Game Staff John Fedorek, Mike Hughes, Greg Muha

IN THE CIVIC ARENA

PA Announcer John Barbero
Organist Vince Lascherd
Message Board Mike Ficcorelli

PENGUINS TELEVISION/RADIO INFORMATION

T.V. PACKAGE

The Penguins television package continues to be one of the best in professional hockey. This season, Penguins fans will see 73 games on Prime Sports/KBL with nine games on commercial carrier WPTT/UPN 22 and seven on WPGH/FOX 53. All of those games will also be telecast on Prime Sports/KBL. The producer/director for all Penguins telecasts is Paul Kosuth. Prime Sports/KBL became the Penguins cable affiliate in 1986, while WPTT/UPN 22 and WPGH/FOX 53 will enter their first season televising penguins games.

RADIO NETWORK

WTAE-AM enters its fourth consecutive season as the flagship station, while sister station WVTY-FM also will carry some games. The Penguins radio network consists of 22 stations. In addition to the flagship stations the radio network includes: WASN (Youngstown, OH); WBVP (Beaver Falls); WCCR (Clarion); WCED (DuBois); WCNS (Latrobe); WCVI (Connellsville); WEEL (Wheeling, WV); WESA (Charleroi); WISR (Butler); WJAC (Johnstown); WKBI (St. Mary's); WKST (New Castle); WLCY (Indiana); WMAJ (State College); WMBA (Ambridge); WOYL (Oil City); WPQR (Uniontown); WRIE (Erie); WVAM (Alliouna); WRRO (Warren, OH); WVSC (Somerset) and WWIZ (Sharon).

MIKE LANGE COLUMN

Each Friday during the regular season and playoffs, Mike Lange writes a column specifically aimed at weekly papers in Western Pennsylvania, West Virginia and Eastern Ohio. This year more than 50 papers will carry the column which includes feature stories on players and the teams community program.

PITTSBURGH MAJOR MEDIA OUTLETS

NEWSPAPERS

Post-Gazette

Gave Molina
Phone: 412-263-1627
Fax: 412-263-1926

Tribune-Review

Mike C. Durich
Phone: 412-834-1151
Fax: 412-830-6285

Washington Observer Reporter

Bob Grove
Phone: 412-222-2200
Fax: 412-225-7077

North Hills News Record

Phone: 412-772-7374
Fax: 412-772-3915

Indiana Gazette

Rick Weaver
Phone: 412-465-5555
Fax: 412-349-4550

Beaver County Times

Mike Prsola
Phone: 412-775-3200
Fax: 412-775-7212

Valley News Dispatch

Phone: 412-224-4321
Fax: 412-226-7758

McKeesport Daily News

Paul Patera
Phone: 412-664-3968
Fax: 412-664-3972

Penguins Report

Mark Madigan
Phone: 412-856-7400

Associated Press

Alan Robinson
Phone: 412-281-3747
Fax: 412-281-1869

TELEVISION

KDKA-TV

John Steigerwald
Bob Pompeani
Paul Steigerwald
Phone: 412-575-2232
Fax: 412-575-2871

WPXI-TV

Sam Nover
John Fedko
Derrick Gunn
Phone: 412-237-1212
Fax: 412-323-8097

WTAE-TV

Andrew Stockey
Aby Oxenreider
Phone: 412-244-4632
Fax: 412-224-4828

PRIME SPORTS/KBL

Stan Savran
Guy Junker
Phone: 412-237-1151
Fax: 412-237-1297

RADIO

WTAE Radio

Jim Colony
Phone: 412-244-4550
Fax: 412-244-4596

KDKA Radio

Marvin "Goose" Goslin
Phone: 412-575-2411
Fax: 412-575-2874

KQV Radio

Eric Hagman
Phone: 412-562-5960
Fax: 412-562-8903

WWSW Radio

Tab Douglas
Phone: 412-231-8560
Fax: 412-323-5313

WDVE Radio

Ed Crowe
Phone: 412-937-1441
Fax: 412-937-1207

Sports Call

Bill Oifabric
Phone: 412-228-0985

WJAS Radio

Bruce Kerdan
Phone: 412-531-4800
Fax: 412-531-7664

Prime Sports Radio

Phone: 412-823-1100
Fax: 412-823-1166

NHL INFORMATION

ENTRY DRAFT: The 1997 Entry Draft is scheduled to be held in Pittsburgh on June 21. To be eligible for selection in any of the 9 rounds, a North American player must be at least 18 years old by September 15, 1997 and no older than 20 years old by September 15, 1997. A non-American player must be at least 18 years old by September 15, 1997, and there is no maximum age. A non-North American player **MUST** be drafted by an NHL team before he can be signed.

The order of selection at the 1997 Entry Draft is based on a weighted Draft Drawing. The 10 clubs who did not qualify for the Stanley Cup playoffs for the teams that have acquired the draft choice will participate in the drawing.

Under this lottery system, only the five teams with the fewest points will have the chance to receive the first overall selection, and the team winning the drawing may not move up more than four positions in the draft order. The non-playoff team with the fewest points during the regular season will have the greatest chance of winning and cannot select lower than second overall.

WAIVER DRAFT: The 1996 Waiver Draft will be held in early October. NHL clubs are allowed to protect 18 players and two goaltenders from this draft. Players on a team's reserve list under contract who have completed at least two years of professional hockey, must be protected or are eligible to be drafted. Goaltenders on the club's reserve list and under contract, who have completed three pro seasons, must be protected or they can be drafted. If a player is picked from a team, that team can protect another player. A team cannot lose more than three players or one goaltender.

TRADING DEADLINE: The 26th day preceding the final day of the NHL regular season is the deadline for trades, as well as for any recalls from minor league clubs.

ROSTER LIMITS: An NHL team may carry 24 players on its roster prior to the trading deadline. The roster is unlimited after the trading deadline, but a team may dress only 18 skaters and two goaltenders for each game.

ROOKIE QUALIFICATIONS: To be considered a rookie, a player must not have played in 25 or more NHL games in any preceding season, nor in six or more NHL games in each of any two preceding seasons, and he can be no older than 25 after Sept. 15 of the current playing year.

RESERVE LISTS: The list of all players "belonging" to an NHL team is composed of the following: the total of which may not exceed 80: (1) Pro players (skaters, maximum of 50); (2) Goaltenders under pro contract; (3) Players who have signed amateur tryout forms; (4) Signed junior players (who have played less than 11 professional games); (5) Unsigned draft choices and (6) Selected players (essentially unsigned draft choices who are playing in Europe).

NHL REGULAR SEASON SCHEDULE: Each team will again play an 82-game schedule this season.

Each Western Conference club will play either five or six times against divisional opponents, four times against teams in the other division of their conference and two contests against each of the 13 teams in the Eastern Conference.

Each Eastern Conference club will play either five or six times against divisional opponents, four times against teams in the other division of their conference and two times against each of the 13 teams in the Western Conference.

TIE-BREAKER PROCEDURE: When a tie in points occurs in the standings, the following steps determine the higher position: 1) most wins; 2) most points earned in games between tied teams; 3) best difference between goals for and goals against over the entire 82-game championship season; 4) special emergency G.M. meeting or conference call.

PLAYOFF FORMAT: The playoff format will be conference-based, with the first place team in the regular season competing against the eighth place team; second against seventh; third against sixth, and fourth against fifth. The playoff matchups will be based on overall points achieved in the regular season, with the four divisional regular-season champions being seeded first and second in each conference to assure home-ice advantage in the first two playoff rounds for division champions.

All series will remain best-of-seven with home-ice rotating on a 2-2-1-1-1 basis, with the exception of matchups between Central and Pacific division teams which will be played on a 2-3-2 basis to reduce travel. In a 2-3-2 series, the team with the most points will have its choice as to whether to start the series at home or on the road.

The Eastern Conference champion will face the Western Conference champion in the Stanley Cup Final.

NHL INFORMATION

1997 ALL-STAR GAME: The 47th NHL All-Star Game will be played at San Jose Arena on Saturday evening, January 19 and will be televised nationally in the U.S. by Fox and by Motion Hockey Night in Canada on CBC.

The starting lineup for each team will be determined by NHL fans for the ninth consecutive year. A total of 110 players - 55 from each conference - will appear on the official ballot which will be available in all NHL arenas and other selected locations. Each NHL team will have at least two players named on the ballot, selected by the Professional Hockey Writers' Association and reviewed by the Chairman of the General Managers' Committee and the GMs from the previous year's Stanley Cup Finals. Once the starting lineups have been named, the remaining players will be chosen by a committee led by the Chairman of the General Managers' Committee. The coach for each team is the coach of the previous year's Stanley Cup finalists. Each NHL team must be represented by at least one player.

GOALS-AGAINST-AVERAGE: To figure, multiply goals-against (GA) by 60 and divide the result by the minutes played (mins.).

SHOT-ON-GOAL: The definition of a shot on goal in hockey is as follows: Any deliberate attempt by a player to shoot the puck into an opponent's net that, without the intervention of the goaltender, would have scored a goal. A shot that hits the post or is wide of the net is not considered a shot on goal since it would not have entered the net. A clearing pass that happens to go to the net is not always a shot on goal.

SAVE PERCENTAGE: To determine, subtract goals-against (GA) from shots-against (SA) to find saves made. Then divide saves by shots against.

PLUS-MINUS: A player receives a "plus" if he is on the ice for an even-strength or short-handed goal by his team. He receives a "minus" when on the ice for an even-strength or short-handed goal scored by the opposing team. The plus-minus is determined by totaling all the pluses and all the minuses.

GAME-WINNING GOAL: Credit for the game-winning goal is given to the player who scores the goal that gives his team one more goal than the total of the opponent. If Pittsburgh wins a game by the score of 5-2, the player who scored the Penguins' third goal receives credit for the game-winner.

GOALTENDER OF RECORD: The goaltender who is in net when the deciding goal is scored is the goaltender of record and receives credit for win, loss or tie. If the Penguins win a game 3-1, the goaltenders who were in the nets when the Penguins scored their second goal would receive the win or loss, even if they do not complete the game.

NHL INFORMATION

NATIONAL HOCKEY LEAGUE

Executive offices (NY):
1251 Avenue of the Americas
47th Floor
New York, NY 10020-1198
Phone: 212-789-2000
Fax: 212-789-2020



NHL Communications Group (Toronto):
75 International Blvd., Suite 300
Rexdale, Ontario M9W 6L9

Phone: 416-798-0809
Fax: 416-798-0852

DIRECTORY

Gary B. Bettman	Commissioner
Stephen J. Solomon	Senior VP & Chief Operating Officer
Jeffrey Pash	Senior VP & General Counsel
Brian P. Burke	Senior VP & Director of Hockey Operations
Jim Gregory	VP, Hockey Operations (Toronto)
Arthur Pincus	VP, Public Relations
Bernadette Mansur	VP, Corporate Communications
Glenn Adamo	VP, Broadcasting
Ellis T. "Skip" Prince III	VP, Television & Business Affairs
Craig Harnett	VP & Chief Financial Officer
Frank Supovitz	VP, Special Events
Dennis Cunningham	VP, Security
Daryl Zimmerman	VP and Associate General Counsel
Guido Tognoni	Managing Director, Europe
Katherine Jones	Associate Counsel
Debbie Walsh	Executive Assistant to the Commissioner

PUBLIC RELATIONS

Arthur Pincus	VP, Public Relations
Gary Meagher	Director, Public Relations (Toronto)
Benny Ercolani	Chief Statistician (Toronto)
Susan Aglietti	Manager, Media Relations
Greg Inglis	Manager, News Services
Andrew McGowan	Manager, Public Relations & News Services
Tarrar Lipton	News Services Assistant
Dawni Keon	Public Relations Assistant (Toronto)
Adam Schwartz	Public Relations Assistant

NHL INFORMATION

KEY DATES: 1995-96 SEASON

September 30	Waiver Draft
October 4	Regular season begins
October 15	Russell Athletic NHL All-Star Fan Balloting Begins
November 25	Hockey Hall of Fame Induction Celebration
December 12-13	Board of Governors Meeting, Phoenix, Arizona
December 15	Russell Athletic NHL All-Star Fan Balloting Ends
December 26-January 4	World Junior Hockey Championship, Switzerland
January 16-19	NHL Fantasy
January 17	Coca-Cola NHL All-Star Frilay, San Jose
January 18	All-Star Game, San Jose
TBA	Trading deadline (3PM EST)
April 13	Regular season ends
April 16	Stanley Cup playoffs begin
April 25-May 4	World Championships, Finland
June 17	Last possible date for the Stanley Cup Finals to end
June 19	TV Awards
June 21	NHL Entry Draft



LEAGUE AWARDS - INDIVIDUAL

Award	Winner	1st RunnerUp	2nd RunnerUp	1996 Winner
Ross	\$10,000	\$6,000	\$4,000	M. Lemieux
Hart	\$10,000	\$6,000	\$4,000	M. Lemieux
Norris	\$10,000	\$6,000	\$4,000	C. Chelios
Calder	\$10,000	\$6,000	\$4,000	D. Afredsson
Vezina	\$10,000	\$6,000	\$4,000	J. Carey
Byng	\$10,000	\$6,000	\$4,000	P. Kariya
Seike	\$10,000	\$6,000	\$4,000	S. Fedorov
Jennings	\$10,000	\$6,000	\$4,000	C. Osgood, M. Vernon
Adams	\$ 1,000*			S. Bowman
Smythe	\$10,000			J. Sakic
Clancy	\$ 3,000	\$1,000		K. King

* Awarded by the Broadcasters' Association

First All-Star Team: \$10,000 each

Mario Lemieux (C-Penguins), Jaromir Jagr (RW - Penguins), Paul Kariya (LW - Mighty Ducks), Chris Chelios (D - Blackhawks), Ray Bourque (D - Bruins), Jim Carey (G - Capitals), Eric Lindros (C - Flyers), Alexander Mogilny (RW - Canucks), John LeClair (LW - Flyers), Vladimir Konstantinov (D - Red Wings), Brian Leetch (D - Rangers), Chris Osgood (G - Red Wings)

Second All-Star Team: \$ 5,000 each



PENGUINS ALL-TIME UNIFORM NUMBERS

1. Hank Bassen, Joe D'Iny, Paul Hoganson, Cam Newton, Roy Edwards, Jim Rutherford, Bob Johnson, Gordur Laxton, Dan's Herron, Rob Holland, Paul Harrison, Steve Guenette, Pat Riffin, Wendie Young & Rob Dopsch
2. Leo Brown, Duane Huys, Bob Paradise, Ed Van Impe, Tom Edlin, Tom Bladen, Pat Price, Gales Lupien, Brian Lundberg, Phil Bourque, Greg Fox, Joe McDonnell, Todd Charlesworth, Chris Dahlquist, Jim Paek & Chris Tamer
3. Al MacNeil, Jenn Amour, Bob Weytawich, Tim Holten, Jack Lynch, Ron Stockhouse, Burnett Wolf, Norm Schmidt, Doug Bodger, Jim Kyle, Jim Paek, Grant Jennings, Steven Ziboh & Stefan Bengkvist (playoffs only)
4. Noel Price, Bob Blackburn, Dave Burrows, Dale Tallon, Paul Baxter, Marty McSorley, Phil Bourque, Chris Dahlquist, Dwight Schofield, Larry Murphy, Gorn Dineen, Greg Andrusak, Greg Hawgood & Cory Foster
5. Dick Mattiussi, Ted Lanyon, Bryan Watson, Ab DeMarco, Barry Wilkins, Steve Lyon, Mung Fruebit, Lix Hudson, Ron McPhan, Bryan Maxwell, Mike Howe, Ville Siron, Gord Dineen & Ulf Samuelsson
6. Dunc McCallum, Tracy Pratt, Sheldon Kannegesser, Ron Jones, Colin Campana, Tom Prue, Kim Clarkson, Bernard Wolf, Ernie Thompson, Greg Holman, Jim Johnson, Todd Charlesworth, Scott Young, Jeff Chychrun, Peter Ahola, Mike Ramsey & Neil Wilkinson
7. Al Stratton, Lou Angotti, Bryan Hextall, Steve Duraban, Russ Anderson, Rick MacLeish, Ian Turnbull, Rod Buskas & Joe Milon
8. Val Fonteyne, Jim Wiley, Rick Kehoe, Hartland Murchan, Dave Schulz, Mike Meeke, Bob Stewart, Dave Burrows, Randy Boyd, Tom O'Hagan, Pekari Lehto, Terry Rusowick, Perry Ganchar, Mark Recchi, Bryan Smolinski & Kevin Miller
9. Andy Bathgate, Charlie Burns, Billy Hoke, Al McDonough, Chuck Amason, Simon Nefel, Blair Chapman, Mark Johnson, Stan Jonathan, Rich Suter, Ron Fleckhart, John Chabot, Will Paiment, Andrew McBain, Tony Tambi, Ron Francis & Len Barrie
10. Earl Ingarfield, George Swarbrick, Keith McCreary, Robb Hams, Ted Snel, Pierre Larouche, Peter Lee, Gary Rissling, Bob Errey, Wayne Babych, Ron Duguay, Dan Quinn, Barry Pederson & Ron Francis
11. Gene Ubinton, Tracy Pratt, Nick Halbanuk, Benice Lukowich, Vic Hadfield, John Fleck, Tom Cassidy, George Ferguson, Anders Hakansson, Rocky Saganak, Tim Tooney, Troy Loney, Dwight Mathiasen, Lee Giffin, Alan Lemieux, Warren Young, John Culon & Alek Stojanov
12. Ken Schinkel, Blaine Stoughton, Kelly Pratt, Greg Malone, Mich Lamoureux, Dean Defazio, Tom O'Regan, Tim Rindson, Bob Errey, Larry DuPalma, Troy Murray & Chris Wets
13. Jim Hamilton & Charles Smeur
14. Billy Dea, Rick Kessel, Ron Snel, Lowell MacDonald, Ron Huber, Wayne Branch, Nick Libell, Doug Shedden, Dan Quinn, Chris Kontos, Bryan Erickson, Jack Callander, Garin Roberts, Dave Tippett & Brad Lauer
15. Bob Dillebough, Billy Harris, George Swarbrick, Steve Cardwell, Yvon Labre, Brian McKenzie, Rick Kessel, Bob McManama, Stan Gilbertson, Pat Bouette, Gary Rissling, Randy Cunneyworth, Dave Caulano, Doug Smith, Randy Gehen, Shawn McEachern & Dmitri Mironov
16. Wayne Hicks, Ron Snell, Glen Sather, Sheldon Kannegesser, Ron Lalonde, Lew Morrison, Derek Sanderson, Kim Davis, Mike Meeke, Gary McAdams, Bennett Wolf, Marc Chorney, Mark Taylor, Jim McGeough, Kevin LaVallee, Charlie Summer, Steve Goumas, Jay Caulfield, Mike Hudson & Joe Dziedzic
17. Billy Spear, Bill LaCune, Ron Schuck, Rick Kehoe, Lee Giffin, Brad Aiken & Tomas Sandstrom
18. George Konik, Wal-y Bryer, Lowell MacDonald, Ross Lonsberry, Kevin McClelland, Tom Rouillon, Craig Simpson, Jimmy Mann, Mark Recchi, Richard Zemlak, Jeff Daniels, Ken Priestley & Francois Leroux
19. Bob Rivard, Jean Pronovost, Dale Tallon, Greg Sheppard, Rick MacLeish, Grant Sasser, Aro Javanaire, Wally Lindstrom, Dave McLlwain, Randy Githen & Bryan Trotter
20. Ab McDonald, Bob Wuytuwich, Dean Prentice, Robin Burns, John Stewart, Steve Cardwell, Yvon Labre, Jacques Cossette, Yves Bergeron, Pete Mahovlich, Paul Marshall, Paul Gardner, Gary Rissling, Moe Mantha, Dave Hunter, Dave Hannan, Jamie Leach, Jeff Daniels, Eric Hobbaille & Bryan Smolinski
21. Keith McCreary & Michel Briere
22. Paul Andrea, Greg Polis, Bob Kelly, Brian Spencer, Kim Davis, Mike Bulliam, Neil Bellini, Dwight Mathiasen, Jim McGeough, Chris Joseph, Wayne Van Der, Steve Dykstra, Paul Stanton, Rick Tocchet & Norm Maciver

PENGUINS ALL-TIME UNIFORM NUMBERS

23. Yul Péarson, Jean Guy Logace, Doug Barric, Rick Kessel, John Stewart, Bob Leifer, Lddie Struck, Larry Bignelli, Nelson DeBenedet, Ed Gilbert, Jim Hamilton, Rod Schult, Gary Pralng, Doug Lecuyer, Rich Sutter, Andy Buckley, Wally Weir, Randy Hill er, Kjell Samuelsson, Paul Sturton & Chris Joseph.
24. Gary Swan, Rod Zann, Tim Horton, Lddie Schuck, Jean Guy Logace, Larry Bignell (playoffs only), Mano Faubert, Don Awrey, Bob Paradise, Pat Hughes, Marc Charney, Pat Graham, Bob Garner, Ted Bulley, Kevin McCarthy, Roger Béfanger, Dwight Mathiasen, Troy Loney, Doug Brown & Ian Moran.
25. Robin Brims, John Stewart, Darryl F. DeStaud, Nick Beverley, Dennis Owchar, Greg Requeat, Tom Price, Randy Carlyle, Kevin McCarthy, Ted Nolan, Norm Schmidt & Kevin Stevens.
26. Dunc McCollum, Mike McMinnon, Syl Apps, Pete Mahovlich, Grest Kindrachuk, Paul Mulvey, Steve Galzos, Wayne Babysh, Mike Blaisdell, Mark Kachowski, Mike Stapleton, Richard Park & Dave McLam.
27. Jim Morrison, Jon Nouz, Jim Shires, Hank Nowak, Yves Bergeron, Pate Laf ramboise, Mike Corrigan, Jacques Cossotto, Rod Schult, Todd Charlesworth, Gilles Meloche, Scott Bjurglad, Gilbert Delorme & Glen Murray.
28. Harvey Bonnet, Mario Faubert, Gene Carr, Tom Price, Jim Hamilton, Bob Simpson, Tom Hynesch, Bruce Crowder, Robert Geale, Steve Galzos, Dan Frawley, Gordie Roberts, Kjell Samuelsson, Greg Andrusak & Jeff Christ an.
29. Al Smith, Jim Rutherford, Denis Herron, Andy Brown, Gary Inness, Bob Stampf, Dunc Wilson, Greg Miller, Michel Dion, Phil Bourque & Markus Naslund.
30. Les Buckley, Mark Edwards, Cam Newton, Andy Brown, Gary Inness, Bob Taylor, Gordon Laxton, Paul Gardner, Kim Davis, Gary Edwards, Roberto Romann, Steve Guenette, Alain Chevrin & Philippe DeRouville.
31. Michel Plasse, Nick Buxa, Vincent Tambiay, Brian Ford, Carl Mckosak, Bob Tabaruchi, Tom Barrasso & Ken Wreggel.
32. Dave Hannan, Dave Goertz, Pat Mayer & Peter Tugliunetti.
33. Tony Felton, Bob Simpson, Rocky Saganak, Bob Gladney, Doug Bodger, Mike Rowe, Mich Wilson, Zarely Za'apski, Bryan Fogarty, Marty McSorley, Jim McKenzie & Stefan Bergkvist.
34. Andre St. Laurent, Tom Thornbury, Greg Tebbutt, Randy Hill er, Ted Nolan, Todd Charlesworth, Lee Gilin, Dwight Mathiasen, Scott Young, Dave Michayluk (playoffs only), Greg Brown, Rusty Fitzgerald & Jeff Christian.
35. Roberto Romano, Warren Young, Darren Lowe, Ron Duquay, Brad Aitken & Tom Barrasso.
36. Jock Callender, Pat Nolan, Greg Andrusak, Carey Foster, Brad Lauer & J J Daigneault.
37. Justin Duberman, Ladislav Karabin & Greg Andrusak.
38. Scott Guhl, Jim Hrdina & Peter Allen.
39. Mike Needham & Peter Allen.
40. Frank Pietrangolo.
43. Jeff Daniels.
44. Rob Brown, Todd Nelson, Drake Berehowsky & Ed Patterson.
45. Mike Needham (playoffs only) & Glen Muirenna.
51. Dave Roche.
52. Rusty Fitzgerald.
55. Larry Murphy & Drake Berehowsky.
56. Sergei Zubov.
66. Martin Lonnieux.
68. Jaromir Jagr.
76. Richard Park.
77. Paul Coffey.
82. Martin Shaka.
92. Rick Tocchet.
93. Peir Nedved.